

Autoregressive Neural Network for Simulating Open Quantum Systems via a Probabilistic Formulation

Di Luo,^{1,2,*} Zhuo Chen,^{1,*} Juan Carrasquilla,^{3,4} and Bryan K. Clark^{1,2,5}

¹*Department of Physics, University of Illinois at Urbana-Champaign, IL 61801, USA*

²*IQUIST and Institute for Condensed Matter Theory, University of Illinois at Urbana-Champaign*

³*Vector Institute for Artificial Intelligence, MaRS Centre, Toronto, Ontario, Canada*

⁴*Department of Physics and Astronomy, University of Waterloo, Ontario, N2L 3G1, Canada*

⁵*NCSC Center for Artificial Intelligence Innovation, University of Illinois at Urbana-Champaign*

The theory of open quantum systems lays the foundations for a substantial part of modern research in quantum science and engineering. Rooted in the dimensionality of their extended Hilbert spaces, the high computational complexity of simulating open quantum systems calls for the development of strategies to approximate their dynamics. In this paper, we present an approach for tackling open quantum system dynamics. Using an exact probabilistic formulation of quantum physics based on positive operator-valued measure (POVM), we compactly represent quantum states with autoregressive neural networks; such networks bring significant algorithmic flexibility due to efficient exact sampling and tractable density. We further introduce the concept of String States to partially restore the symmetry of the autoregressive neural network and improve the description of local correlations. Efficient algorithms have been developed to simulate the dynamics of the Liouvillian superoperator using a forward-backward trapezoid method and find the steady state via a variational formulation. Our approach is benchmarked on prototypical one and two-dimensional systems, finding results which closely track the exact solution and achieve higher accuracy than alternative approaches based on using Markov chain Monte Carlo to sample restricted Boltzmann machines. Our work provides general methods for understanding quantum dynamics in various contexts, as well as techniques for solving high-dimensional probabilistic differential equations in classical setups.

Introduction. While the universe itself is a closed quantum system, all other systems within the universe are open quantum systems coupled to the environment around them. Open quantum systems (OQS) play a crucial role in fundamental quantum science, quantum control and quantum engineering [1, 2]. In recent years, there has been a significant interest both theoretically and experimentally in better understanding open quantum systems [3–38]. In the field of quantum engineering, coupling to the environment generates decoherence driving the destruction of entanglement within quantum devices. Quantum computers rely on the qubit-environment coupling to apply quantum gates as well as try to minimize unwanted coupling to mitigate errors on the qubits [39].

Unlike closed quantum states which can be represented by a wavefunction, the density matrix ρ becomes the core object of study in open quantum systems. A typical model of an OQS evolves the density matrix under both the Hamiltonian H as well as a series of dissipative operators which transfer energy and information out to a featureless bath leading to the Lindblad equation,

$$\dot{\rho} = \mathcal{L}\rho \equiv -i[H, \rho] + \sum_k \frac{\gamma_k}{2} \left(2\Gamma_k \rho \Gamma_k^\dagger - \{\rho, \Gamma_k^\dagger \Gamma_k\} \right), \quad (1)$$

where γ_k are the dissipation rates associated with jump operators Γ_k . Although there is hope that quantum algo-

rithms [40–43] may eventually overcome the simulation bottlenecks in OQS, a direct solution to the Lindblad equation is difficult because the Hilbert space grows exponentially with the number of particles, making classical simulations largely intractable. To deal with this curse of dimensionality, OQS have historically been studied with renormalization group approaches [11–13], mean field methods [9, 10, 44]; or simulated with tensor networks [5–8, 18] which compress the density matrix. Unfortunately, while tensor networks have proved fruitful in one dimension, their use for OQS in higher dimensions has been severely limited. Recently, inspired by the advances in the description of many-body systems in terms of neural network wavefunctions [45–54], ideas from machine learning have been applied to OQS studying real-time dynamics in one dimension (1-D), steady states in one and two dimensions (2-D) [55–58] and determining the Liouvillian gap [59] by representing the density matrix as a restricted Boltzmann machine (RBM) [60].

Here, we outline an alternative approach to using machine learning ideas to simulate the Lindblad equation. Many machine learning architectures and generative models (such as the RBM) have fundamentally been designed to represent probability distributions (e.g. probability distributions over images on the internet) making them inadequate to store quantum states, which are complex valued in general. To overcome this, novel approaches have been devised such as using complex weights within RBM; despite these innovative ideas, effectively representing states with signs have been a key

* Co-first authors.

bottleneck in this field [61–63].

This motivation has inspired us to utilize the recent developments in the probabilistic formulation of quantum mechanics [64–67] to simulate the Lindblad equation. In this formulation the state is mapped to a probability distribution which we represent compactly using the Transformer [68]—a machine learning architecture from which one can efficiently sample the probability distribution exactly. Using this, we develop efficient algorithms to both update the state of the Transformer under dynamic evolution as well as find the Transformer which represents the steady state of the Lindblad equation. To perform the dynamic evolution, we combine the second-order forward-backward trapezoid method [69] with stochastic optimization on the Transformer. Since the Transformer does not naively preserve the symmetry of the true dynamic (or fixed-point) state, we further improve upon our results by developing an additional ansatz—string states—which explicitly restores some of these symmetries. We proceed to benchmark this work on a series of one- and two-dimensional systems.

Lindblad Equation as a Probability Equation. The general objective of this paper is to develop an approach to solve for the dynamics and fixed point of the density matrix ρ in the Lindblad equation (Eq. 1). We test this approach on two models—the transverse-field Ising model (TFIM), where $H = \frac{V}{4} \sum_{\langle i,j \rangle} \sigma_i^{(z)} \sigma_j^{(z)} + \frac{g}{2} \sum_k \sigma_k^{(x)}$, and the Heisenberg model, where $H = \sum_{\langle i,j \rangle} \sum_{w=x,y,z} J_w \sigma_i^{(w)} \sigma_j^{(w)} + B \sum_k \sigma_k^{(z)}$. In both cases, $\Gamma_k = \sigma_k^{(-)} = \frac{1}{2}(\sigma_k^{(x)} - i\sigma_k^{(y)})$. We are interested in the expectation values of local observables given by the Pauli matrices averaged over all qubits, i.e. for a system with n qubits, we consider $\langle \sigma_w \rangle = \frac{1}{n} \sum_i \langle \sigma_i^{(w)} \rangle$ for $w = x, y, z$. Typically, the density matrix ρ is represented (explicitly or implicitly) in an orthogonal basis. In this work, we instead represent ρ in the POVM formalism. Given an informationally complete POVM (IC-POVM), a density matrix ρ of a spin-1/2 system can be uniquely mapped to a probability distribution $p(\mathbf{a})$, where \mathbf{a} spans over all 4^n measurement outcomes in the POVM basis. An IC-POVM is defined by a collection of positive semi-definite operators $\{M_{(\mathbf{a})}\}$ called the frame, which specifies the probability distribution $p(\mathbf{a}) = \text{Tr}(\rho M_{(\mathbf{a})})$. The inverse transformation is given by $\rho = \sum_{\mathbf{b}} p(\mathbf{b}) N^{(\mathbf{b})}$, where the dual-frame $\{N^{(\mathbf{b})}\}$ can be computed from the frame as $N^{(\mathbf{b})} = \sum_{\mathbf{a}} M_{(\mathbf{a})} T_{\mathbf{ab}}^{-1}$. The elements of the overlap matrix T are given by $T_{\mathbf{ab}} = \text{Tr}(M_{(\mathbf{a})} M_{(\mathbf{b})})$, and $T_{\mathbf{ab}}^{-1}$ represent the elements of the inverse overlap matrix T^{-1} . Thus, we can re-express the Lindblad equation as

$$\dot{p}(\mathbf{a}) = \sum_{\mathbf{b}} p(\mathbf{b}) L_{\mathbf{a}}^{\mathbf{b}} = \sum_{\mathbf{b}} p(\mathbf{b}) (A_{\mathbf{a}}^{\mathbf{b}} + B_{\mathbf{a}}^{\mathbf{b}}), \quad (2)$$

with

$$\begin{aligned} A_{\mathbf{a}}^{\mathbf{b}} &= -i \text{Tr} \left(H [N^{(\mathbf{b})}, M_{(\mathbf{a})}] \right); \\ B_{\mathbf{a}}^{\mathbf{b}} &= \sum_k \frac{\gamma_k}{2} \text{Tr} \left(2\Gamma_k N^{(\mathbf{b})} \Gamma_k^\dagger M_{(\mathbf{a})} - \Gamma_k^\dagger \Gamma_k \{N^{(\mathbf{b})}, M_{(\mathbf{a})}\} \right). \end{aligned} \quad (3)$$

We work with an IC-POVM where the frame and dual-frame are constructed from local frames acting on single spins as $\{M_{(\mathbf{a})}\} = \{M_{(a_1)} \otimes M_{(a_2)} \otimes M_{(a_3)} \otimes \dots\}$ and $\{N^{(\mathbf{b})}\} = \{N^{(b_1)} \otimes N^{(b_2)} \otimes N^{(b_3)} \otimes \dots\}$ with four outcomes per spin a_i . This allows us to write $p(\mathbf{a}) = p(a_1, a_2, a_3, \dots)$. The expectation value of observables are given by $\langle O \rangle = \sum_{\mathbf{b}} p(\mathbf{b}) \text{Tr}(O N^{(\mathbf{b})}) \approx \frac{1}{N_s} \sum_{\mathbf{b} \sim p} \text{Tr}(O N^{(\mathbf{b})})$, where N_s is the number of samples \mathbf{b} drawn from the distribution $p(\mathbf{b})$ used to estimate $\langle O \rangle$. We emphasize that a complete specification of the probability distribution $p(\mathbf{b})$ requires 4^n probability values for an n -site system.

Autoregressive Models and String States. We have chosen to model the probability distribution in a compact way with an autoregressive neural network where the probability of a given configuration \mathbf{a} is expressed through its conditional probabilities $p_{\theta}(\mathbf{a}) = \prod_k p_{\theta}(a_k | a_1, a_2, \dots, a_{k-1})$. This representation allows for exact sampling of a configuration from the space of probability distributions without invoking Markov chain Monte Carlo techniques. Modern incarnations of autoregressive models include, among others, recurrent neural networks (RNN) [70, 71], pixel convolutional neural networks (PixelCNN) [72], Transformers [68]. Recent work has effectively applied these models to quantum systems [50, 51, 65, 66, 73]. Here, we use an autoregressive Transformer, which follows the same architecture as the model in [66]. The Transformer consists of two hyperparameters: the number of transformer layers stacked on each other n_l and the hidden dimension n_d , which we adjusted for different tests.

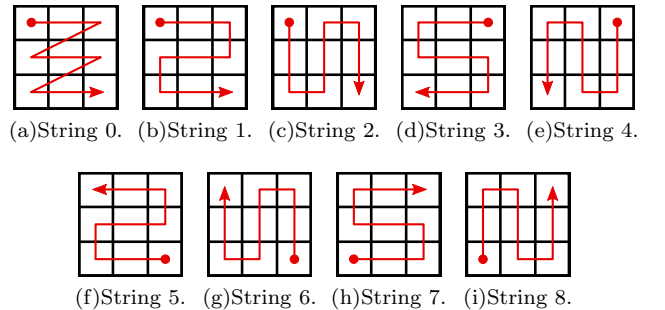


Figure 1. Strings used for mapping 1-D Transformer to 2-D quantum systems. String 0 is the default mapping (which we refer to as no strings). We always refer to the first (in order) n strings (excluding string 0) when we say we used n strings.

Since our Transformer gives ‘ordered’ measurement

outcomes, when we simulate two-dimensional systems we need to choose a linear ordering of our two-dimensional sites (i.e. a string of sites). We consider two different single-string orderings (string 0 and string 1 from Fig. 1(a)). These strings explicitly break a symmetry of our system which then would need to be restored (to the degree to which the model has the variational freedom to do so) by the Transformer itself. We can partially (or completely) restore this symmetry explicitly by choosing our ansatz to be a mixture of distributions defined over multiple different symmetry-related strings - i.e. $p_\theta(\mathbf{a}) = \sum_{\mathcal{S}} p_\theta(\mathbf{a}|\mathcal{S})p(\mathcal{S})$, where $p(\mathcal{S}) = 1/N_{\text{string}}$ for a total number of N_{string} strings; we call this refined ansatz a String state. This linear combination of the Transformer probabilities can be interpreted as a mixture model [74] and bears some resemblance to string bond states [75]. Restoring symmetries explicitly has proved useful in variational calculations of quantum states [50, 61, 76–78]. Given a set of strings and a configuration \mathbf{a} we can compute $p(\mathbf{a})$ explicitly. Sampling an \mathbf{a} from $p_\theta(\mathbf{a})$ is also straightforward because of linearity and the fact that each term in our average is positive. To do so, we first sample an ordered $\{a_1, a_2, \dots, a_{k-1}\}$ from the Transformer and then randomly choose a string to map these ordered values to get the final configuration. Here, we test a subset of strings 1- k for different k (see Fig. 1(b)-1(i)).

Optimization and Results. Eq. 2 gives a prescription for applying time evolution to the density matrix by time-evolving the POVM probability distribution. To solve for the time-evolved distribution, we discretize time and use a second-order forward-backward trapezoid method [69]. We designed the following objective function

$$\mathcal{C} = \frac{1}{N_s} \sum_{\mathbf{a} \sim p_{\theta(t+2\tau)}} \frac{1}{p_{\theta(t+2\tau)}(\mathbf{a})} \left| \sum_{\mathbf{b}} [p_{\theta(t+2\tau)}(\mathbf{b}) (\delta_{\mathbf{a}}^{\mathbf{b}} - \tau L_{\mathbf{a}}^{\mathbf{b}}) - p_{\theta(t)}(\mathbf{b}) (\delta_{\mathbf{a}}^{\mathbf{b}} + \tau L_{\mathbf{a}}^{\mathbf{b}})] \right|, \quad (4)$$

where N_s is the number of samples, $\delta_{\mathbf{a}}^{\mathbf{b}}$ is the Kronecker delta function, the sum is over \mathbf{a} sampled stochastically from $p_{\theta(t+2\tau)}$, and the gradient of the objective function \mathcal{C} with respect to the parameters in $p_{\theta(t+2\tau)}(\mathbf{b})$ is computed using PyTorch's [79] automatic differentiation. To optimize the objective function we use Adam [80]. In the limit where \mathcal{C} is zero, we get exact time evolution up to the discretization error induced by the trapezoid rule. More typically, it will be impossible for the Transformer to exactly represent the time-evolved state; instead by minimizing \mathcal{C} the optimization continuously projects onto a nearby state in the manifold of distributions represented by our Transformer. This can be viewed as a higher order generalization of IT-SWO [81] and similar to the wavefunction form utilized in Ref. 82. The dom-

inant source of error in performing our dynamics comes from the limited set of states that the Transformer can represent. Additionally, it is possible that even within this manifold of states, one may not reach the optimal value if there are optimization issues such as local minima. Over multiple time steps, errors will naturally accumulate due to the unitary dynamics of the system and be suppressed by the dissipative operators which should drive all dynamics to a fixed point. We test this dynamic

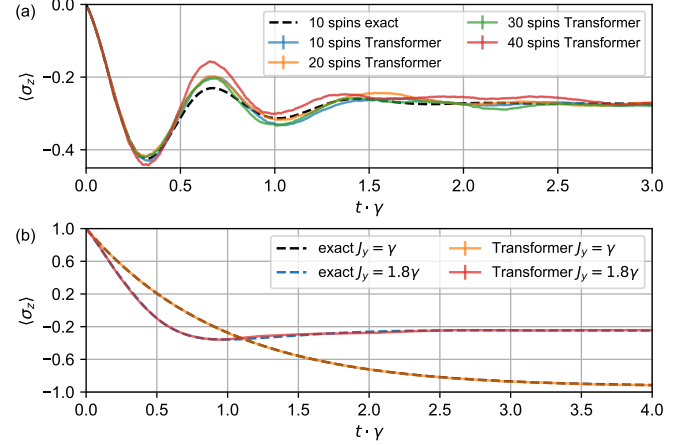


Figure 2. The expectation value $\langle \sigma_z \rangle$ as a function of time (a) for the 1-D Heisenberg model with $B = \gamma$, $J_x = 2\gamma$, $J_y = 0$, and $J_z = \gamma$ using a time step $\tau = 0.005\gamma^{-1}$. The initial state is the product state $\prod_{i=1}^N |\leftarrow\rangle$ ($\langle \sigma_y \rangle = -1$). (b) for the 3×3 Heisenberg model with $B = 0$, $J_x = 0.9\gamma$, $J_y = 1.0\gamma, 1.8\gamma$, and $J_z = \gamma$ using a time step $\tau = 0.008\gamma^{-1}$. The initial state is the product state $\prod_{i=1}^N |\uparrow\rangle$ ($\langle \sigma_z \rangle = 1$). Both models use periodic boundary conditions. Exact curves are produced using QuTip [83, 84]. The Transformer has one encoder layer and 32 hidden dimensions, and is trained using a forward-backward trapezoid method with a sample size $N_s = 12000$.

evolution on the 1-D and a 2-D Heisenberg model (see Fig. 2) using the tetrahedral POVM basis (see Supplementary Material [85] Sec. II) where we find that the dynamics matches closely to the exact result. We capture both the qualitative behavior (i.e. the peaks and oscillation of the observables) as well as their quantitative values. The values are especially accurate in both the limit of small and large time. In our results, we have simulated one-dimensional chains up to $N = 40$ and two-dimensional chains for 3×3 lattices.

One approach to finding the fixed point of the Liouvillian superoperator \mathcal{L} is through a sufficiently long time-evolution (for an example see the large time limit of Fig. 2). Interestingly, our approximate time evolution fluctuates around a fixed value of the observable, though it may not reach a true fixed point (i.e. $p_\theta(t+2\tau) = p_\theta(t)$) even in the limit of small τ . (see Supplementary Material [85] Sec. VII)

Alternatively, we can search for the fixed point by di-

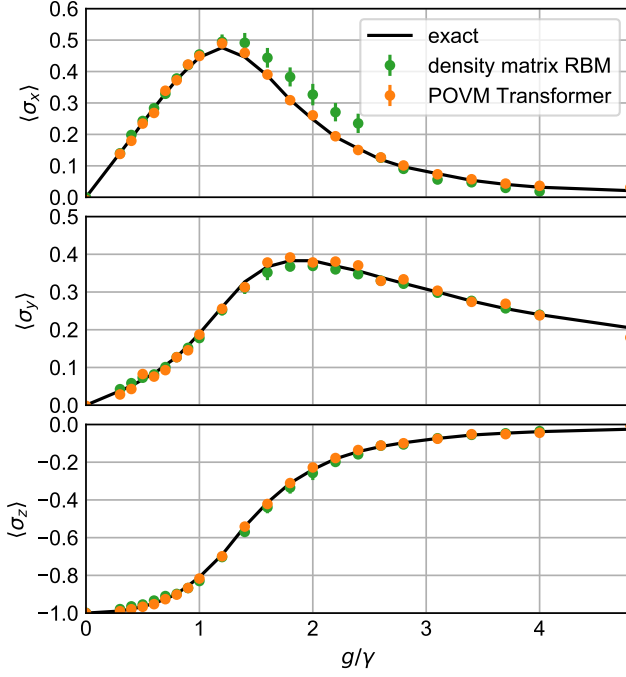


Figure 3. Variational steady-state solution for a 16-site TFIM chain with periodic boundary condition and $V = 2\gamma$ (orange dots). The initial state is the product state $\prod_{i=1}^N |\uparrow\rangle$ ($\langle \sigma_z \rangle = 1$). The Transformer has one encoder layer and 32 hidden dimensions, and is trained using Adam [80] in 500 iterations with $N_s = 12000$. Green points are the fixed point solution representing the density matrix as an RBM; both the exact curve (black line) and density matrix results are digitized from Ref. 55.

rect minimization of the L_1 -norm of p_θ giving

$$\|p_\theta\|_1 = \sum_{\mathbf{a}} \left| \sum_{\mathbf{b}} p_\theta(\mathbf{b}) L_{\mathbf{a}}^{\mathbf{b}} \right| \approx \frac{1}{N_s} \sum_{\mathbf{a} \sim p_\theta} \frac{|\sum_{\mathbf{b}} p_\theta(\mathbf{b}) L_{\mathbf{a}}^{\mathbf{b}}|}{p_\theta(\mathbf{a})}, \quad (5)$$

where the second line offers a stochastic approach to evaluate the $\|p_\theta\|_1$ by sampling \mathbf{a} from $p_\theta(\mathbf{a})$. The gradient in Eq. 5 is taken with respect to the parameters in $p_\theta(\mathbf{b})$ using PyTorch’s [79] automatic differentiation. Notice that because the gradients of Eq. 4 and Eq. 5 (see Supplementary Material [85] Sec. VII) are different (except in the limit where the manifold of states representable by the Transformer span the full space), they will converge to different answers.

In Fig. 3, we consider the one-dimensional TFIM, with the 4-Pauli POVM basis (see Supplementary Material [85] Sec. II), and compute the expectation value of all three Pauli matrices at various values of γ . We find strong agreement with the exact method. In addition, we find that this approach performs particularly well in the regime of $1 < g/\gamma < 2.5$ which have proven particularly challenging for the RBM method [55]. We can further improve the performance by averaging over multiple

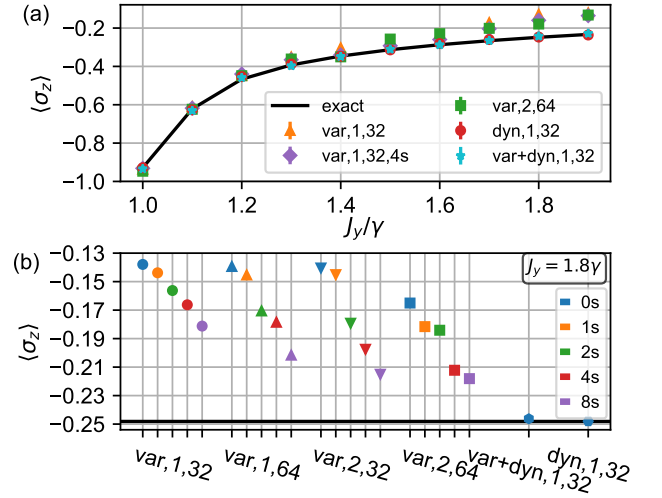


Figure 4. Steady-state solutions for 3×3 Heisenberg model with periodic boundary condition with $B = 0$, $J_x = 0.9\gamma$, and $J_z = \gamma$. The exact curves (black lines) are produced using QuTiP [83, 84]. (a) $\langle \sigma_z \rangle$ for different values of J_y for POVM variational results (var), POVM dynamics (dyn) and POVM dynamics starting from the variational results (var+dyn). The two integers in the legend label are the number of transformer layers and hidden dimensions. (b) Steady-state solution $J_y = 1.8\gamma$ comparing different variational ansatz. “0s” and “1s” use one string (String 0 and String 1); “2s”, “4s”, and “8s” use Strings 1-2, 1-4, and 1-8 respectively (see Fig. 1(i)). All initial states are $\prod_{i=1}^N |\uparrow\rangle$ ($\langle \sigma_z \rangle = 1$). The dynamics and variational plus dynamics approaches use the time step $\tau = 0.008\gamma^{-1}$.

simulations (see Supplementary Material [85] Sec. V). In Fig. 4, we consider optimizing a 3×3 Heisenberg model using Eq. 5 with various different variational ansatz (here we use the tetrahedral POVM basis (see Supplementary Material [85] Sec. II)). In looking at the quality of $\langle \sigma_z \rangle$ we find that increasing the size of the Transformer both in depth and hidden dimension improves the result although this improvement is marginal until we reach two transformer layers and a hidden dimension of 64. Interestingly, we find that the use of strings has a significant effect on our results (see Fig. 1(i)). To begin with, the use of string 1 is marginally superior to string 0. We expect this is because string 1 better addresses local correlations. More importantly, we find that there is a significant improvement (for any Transformer) by including more symmetry related strings out to the maximum of eight strings we considered. In fact, eight strings with one hidden layer and a hidden dimension of 32 provides a similar accuracy to 1 string with 2 hidden layers and a hidden dimension of 64. Additionally, we compared the results obtained through time evolution at long time to the fixed point method and found that the steady-state approached by the time-evolved state provides significantly more accurate results. While the evaluation of the dynamics is computationally slower, we find that supple-

menting the fixed-point method with further dynamical evolution achieves the same steady-state solution as the dynamical approach at an overall reduced computational time.

Conclusion. We have demonstrated an efficient and scalable approach to simulate the real-time dynamics of open quantum systems via an exact probabilistic formulation. By parameterizing the quantum state using an autoregressive Transformer, we accurately track the dynamics and steady state in 1-D and 2-D transverse field Ising and Heisenberg models. For 2-D systems, we introduce String States which partially restore the symmetry of the Transformer.

Our methods constitute an important step in the machine learning approach for quantum many-body dynamics simulation. It provides the first exact sampling method for neural networks in OQS, which is a crucial improvement over the standard Markov chain Monte Carlo techniques with RBM, as well as an efficient stochastic optimization method for high dimensional differential equations. Our approach is versatile and applicable to general quantum dynamics in various contexts, including closed systems quantum dynamics, finite temperature dynamics of the density matrix, as well as challenging fermionic transport problems [86, 87] with interactions to the environment [88]. Due to the probabilistic formulation as a quantum-classical mapping, our work has applications beyond quantum mechanics and demonstrates how to efficiently solve high-dimensional probabilistic differential equations with autoregressive neural networks. Such probabilistic equations appear in a wide variety of classical contexts and our work represents an important step forward in the direction.

Acknowledgements. Di Luo is grateful for the insightful discussion with Filippo Vicentini, and appreciates a lot the help from Filippo Vicentini, Alberto Biella and Cristiano Ciuti on providing the original data from their paper [55]. Di Luo would also like to thank Mohamed Hibat-Allah for sharing his insights on the RNN wavefunction. Zhuo Chen is in debt to Qiwei Zhang for her contribution in digitizing Fig. 3 for the exact result and drawing string figures in Fig. 1. J.C. acknowledges support from Natural Sciences and Engineering Research Council of Canada (NSERC), the Shared Hierarchical Academic Research Computing Network (SHARCNET), Compute Canada, Google Quantum Research Award, and the Canadian Institute for Advanced Research (CIFAR) AI chair program. BKC acknowledges support from the Department of Energy grant DOE desc0020165. This work utilized resources supported by the National Science Foundation’s Major Research Instrumentation program, grant #1725729, as well as the University of Illinois at Urbana-Champaign”. Z.C. acknowledges supported from the A.C. Anderson Summer Research Award.

-
- [1] F. Verstraete, M. M. Wolf, and J. Ignacio Cirac, *Nature Physics* **5**, 633 (2009).
 - [2] J. T. Barreiro, M. Müller, P. Schindler, D. Nigg, T. Monz, M. Chwalla, M. Hennrich, C. F. Roos, P. Zoller, and R. Blatt, *Nature* **470**, 486 (2011).
 - [3] L. M. Sieberer, M. Buchhold, and S. Diehl, *Reports on Progress in Physics* **79**, 096001 (2016).
 - [4] M. F. Maghrebi and A. V. Gorshkov, *Phys. Rev. B* **93**, 014307 (2016).
 - [5] E. Mascarenhas, H. Flayac, and V. Savona, *Phys. Rev. A* **92**, 022116 (2015).
 - [6] J. Cui, J. I. Cirac, and M. C. Bañuls, *Phys. Rev. Lett.* **114**, 220601 (2015).
 - [7] D. Jaschke, S. Montangero, and L. D. Carr, *Quantum Science and Technology* **4**, 013001 (2018).
 - [8] A. H. Werner, D. Jaschke, P. Silvi, M. Kliesch, T. Calarco, J. Eisert, and S. Montangero, *Phys. Rev. Lett.* **116**, 237201 (2016).
 - [9] A. Biella, J. Jin, O. Viyuela, C. Ciuti, R. Fazio, and D. Rossini, *Phys. Rev. B* **97**, 035103 (2018).
 - [10] J. Jin, A. Biella, O. Viyuela, L. Mazza, J. Keeling, R. Fazio, and D. Rossini, *Phys. Rev. X* **6**, 031011 (2016).
 - [11] S. Finazzi, A. Le Boité, F. Storme, A. Baksic, and C. Ciuti, *Phys. Rev. Lett.* **115**, 080604 (2015).
 - [12] R. Rota, F. Storme, N. Bartolo, R. Fazio, and C. Ciuti, *Phys. Rev. B* **95**, 134431 (2017).
 - [13] R. Rota, F. Minganti, C. Ciuti, and V. Savona, *Phys. Rev. Lett.* **122**, 110405 (2019).
 - [14] W. Casteels, R. M. Wilson, and M. Wouters, *Phys. Rev. A* **97**, 062107 (2018).
 - [15] A. Nagy and V. Savona, *Phys. Rev. A* **97**, 052129 (2018).
 - [16] N. Shammah, S. Ahmed, N. Lambert, S. De Liberato, and F. Nori, *Phys. Rev. A* **98**, 063815 (2018).
 - [17] F. Vicentini, F. Minganti, A. Biella, G. Orso, and C. Ciuti, *Phys. Rev. A* **99**, 032115 (2019).
 - [18] A. Kshetrimayum, H. Weimer, and R. Orús, *Nature Communications* **8**, 1291 (2017).
 - [19] I. Carusotto and C. Ciuti, *Rev. Mod. Phys.* **85**, 299 (2013).
 - [20] M. J. Hartmann, *Journal of Optics* **18**, 104005 (2016).
 - [21] C. Noh and D. G. Angelakis, *Reports on Progress in Physics* **80**, 016401 (2016).
 - [22] N. Bartolo, F. Minganti, W. Casteels, and C. Ciuti, *Phys. Rev. A* **94**, 033841 (2016).
 - [23] A. Biella, F. Storme, J. Lebreuilly, D. Rossini, R. Fazio, I. Carusotto, and C. Ciuti, *Phys. Rev. A* **96**, 023839 (2017).
 - [24] M. Biondi, G. Blatter, H. E. Türeci, and S. Schmidt, *Phys. Rev. A* **96**, 043809 (2017).
 - [25] H. J. Carmichael, *Phys. Rev. X* **5**, 031028 (2015).
 - [26] W. Casteels, R. Fazio, and C. Ciuti, *Phys. Rev. A* **95**, 012128 (2017).
 - [27] W. Casteels, F. Storme, A. Le Boité, and C. Ciuti, *Phys. Rev. A* **93**, 033824 (2016).
 - [28] J. M. Fink, A. Dombi, A. Vukics, A. Wallraff, and P. Domokos, *Phys. Rev. X* **7**, 011012 (2017).
 - [29] T. Fink, A. Schade, S. Höfling, C. Schneider, and A. Imamoglu, *Nature Physics* **14**, 365 (2018).
 - [30] M. Fitzpatrick, N. M. Sundaresan, A. C. Y. Li, J. Koch, and A. A. Houck, *Phys. Rev. X* **7**, 011016 (2017).
 - [31] M. Foss-Feig, P. Niroula, J. T. Young, M. Hafezi, A. V.

- Gorshkov, R. M. Wilson, and M. F. Maghrebi, *Phys. Rev. A* **95**, 043826 (2017).
- [32] E. M. Kessler, G. Giedke, A. Imamoglu, S. F. Yelin, M. D. Lukin, and J. I. Cirac, *Phys. Rev. A* **86**, 012116 (2012).
- [33] J. Marino and S. Diehl, *Phys. Rev. Lett.* **116**, 070407 (2016).
- [34] V. Savona, *Phys. Rev. A* **96**, 033826 (2017).
- [35] L. M. Sieberer, S. D. Huber, E. Altman, and S. Diehl, *Phys. Rev. Lett.* **110**, 195301 (2013).
- [36] F. Vicentini, F. Minganti, R. Rota, G. Orso, and C. Ciuti, *Phys. Rev. A* **97**, 013853 (2018).
- [37] T. E. Lee, S. Gopalakrishnan, and M. D. Lukin, *Phys. Rev. Lett.* **110**, 257204 (2013).
- [38] R. Rota, F. Minganti, A. Biella, and C. Ciuti, *New Journal of Physics* **20**, 045003 (2018).
- [39] A. Blais, A. L. Grimsmo, S. M. Girvin, and A. Wallraff, “Circuit quantum electrodynamics,” (2020), [arXiv:2005.12667 \[quant-ph\]](#).
- [40] N. Yoshioka, Y. O. Nakagawa, K. Mitarai, and K. Fujii, “Variational quantum algorithm for non-equilibrium steady states,” (2019), [arXiv:1908.09836 \[quant-ph\]](#).
- [41] Z. Liu, L. M. Duan, and D.-L. Deng, “Solving quantum master equations with deep quantum neural networks,” (2020), [arXiv:2008.05488 \[quant-ph\]](#).
- [42] C.-K. Lee, P. Patil, S. Zhang, and C.-Y. Hsieh, “A neural-network variational quantum algorithm for many-body dynamics,” (2020), [arXiv:2008.13329 \[quant-ph\]](#).
- [43] N. Ramusat and V. Savona, “A quantum algorithm for the direct estimation of the steady state of open quantum systems,” (2020), [arXiv:2008.07133 \[quant-ph\]](#).
- [44] O. Scarlatella, A. A. Clerk, R. Fazio, and M. Schiró, “Dynamical mean-field theory for open markovian quantum many body systems,” (2020), [arXiv:2008.02563 \[cond-mat.stat-mech\]](#).
- [45] I. E. Lagaris, A. Likas, and D. I. Fotiadis, *Computer Physics Communications* **104**, 1 (1997).
- [46] G. Carleo and M. Troyer, *Science* **355**, 602–606 (2017).
- [47] D. Luo and B. K. Clark, *Phys. Rev. Lett.* **122**, 226401 (2019).
- [48] D. Pfau, J. S. Spencer, A. G. de G. Matthews, and W. M. C. Foulkes, “Ab-initio solution of the many-electron schrödinger equation with deep neural networks,” (2019), [arXiv:1909.02487 \[physics.chem-ph\]](#).
- [49] J. Hermann, Z. Schätzle, and F. Noé, “Deep neural network solution of the electronic schrödinger equation,” (2019), [arXiv:1909.08423 \[physics.comp-ph\]](#).
- [50] M. Hibat-Allah, M. Ganahl, L. E. Hayward, R. G. Melko, and J. Carrasquilla, *Phys. Rev. Research* **2**, 023358 (2020).
- [51] O. Sharir, Y. Levine, N. Wies, G. Carleo, and A. Shashua, *Phys. Rev. Lett.* **124**, 020503 (2020).
- [52] S. Lu, X. Gao, and L.-M. Duan, *Phys. Rev. B* **99**, 155136 (2019).
- [53] X. Gao and L.-M. Duan, *Nature Communications* **8**, 662 (2017).
- [54] I. Glasser, N. Pancotti, M. August, I. D. Rodriguez, and J. I. Cirac, *Physical Review X* **8** (2018), [10.1103/physrevx.8.011006](#).
- [55] F. Vicentini, A. Biella, N. Regnault, and C. Ciuti, *Phys. Rev. Lett.* **122**, 250503 (2019).
- [56] N. Yoshioka and R. Hamazaki, *Phys. Rev. B* **99**, 214306 (2019).
- [57] M. J. Hartmann and G. Carleo, *Phys. Rev. Lett.* **122**, 250502 (2019).
- [58] A. Nagy and V. Savona, *Phys. Rev. Lett.* **122**, 250501 (2019).
- [59] D. Yuan, H. Wang, Z. Wang, and D.-L. Deng, “Solving the liouvillian gap with artificial neural networks,” (2020), [arXiv:2009.00019 \[quant-ph\]](#).
- [60] G. Torlai and R. G. Melko, *Phys. Rev. Lett.* **120**, 240503 (2018).
- [61] F. Ferrari, F. Becca, and J. Carrasquilla, *Phys. Rev. B* **100**, 125131 (2019).
- [62] T. Westerhout, N. Astrakhantsev, K. S. Tikhonov, M. I. Katsnelson, and A. A. Bagrov, *Nature Communications* **11**, 1593 (2020).
- [63] A. Szabó and C. Castelnovo, *Phys. Rev. Research* **2**, 033075 (2020).
- [64] J. S. Lundeen, A. Feito, H. Coldenstrodt-Ronge, K. L. Pregnell, C. Silberhorn, T. C. Ralph, J. Eisert, M. B. Plenio, and I. A. Walmsley, *Nature Physics* **5**, 27 (2009).
- [65] J. Carrasquilla, G. Torlai, R. G. Melko, and L. Aolita, *Nature Machine Intelligence* **1**, 155 (2019).
- [66] J. Carrasquilla, D. Luo, F. Pérez, A. Milsted, B. K. Clark, M. Volkovs, and L. Aolita, “Probabilistic simulation of quantum circuits with the transformer,” (2019), [arXiv:1912.11052](#).
- [67] E. O. Kiktenko, A. O. Malyshev, A. S. Mastiukova, V. I. Man’ko, A. K. Fedorov, and D. Chruściński, *Physical Review A* **101** (2020), [10.1103/physrev.101.052320](#).
- [68] A. Vaswani, N. Shazeer, N. Parmar, J. Uszkoreit, L. Jones, A. N. Gomez, L. Kaiser, and I. Polosukhin, *CoRR abs/1706.03762* (2017), [arXiv:1706.03762](#).
- [69] A. Iserles, “Euler’s method and beyond,” in *A First Course in the Numerical Analysis of Differential Equations*, Cambridge Texts in Applied Mathematics (Cambridge University Press, 2008) p. 8–13, 2nd ed.
- [70] S. Hochreiter and J. Schmidhuber, *Neural Comput.* **9**, 1735–1780 (1997).
- [71] K. Cho, B. van Merriënboer, Ç. Gülçehre, F. Bougares, H. Schwenk, and Y. Bengio, *CoRR abs/1406.1078* (2014), [arXiv:1406.1078](#).
- [72] A. van den Oord, N. Kalchbrenner, O. Vinyals, L. Espeholt, A. Graves, and K. Kavukcuoglu, *CoRR abs/1606.05328* (2016), [arXiv:1606.05328](#).
- [73] P. Cha, P. Ginsparg, F. Wu, J. Carrasquilla, P. L. McMahon, and E.-A. Kim, [arXiv:2006.12469 \[quant-ph\]](#) (2020), [arXiv:2006.12469 \[quant-ph\]](#).
- [74] T. Hastie, R. Tibshirani, and J. Friedman, *The Elements of Statistical Learning*, Springer Series in Statistics (Springer New York Inc., New York, NY, USA, 2001).
- [75] N. Schuch, M. M. Wolf, F. Verstraete, and J. I. Cirac, *Phys. Rev. Lett.* **100**, 040501 (2008).
- [76] A. Mahajan and S. Sharma, *The Journal of Physical Chemistry A* **123**, 3911 (2019).
- [77] D. Tahara and M. Imada, *Journal of the Physical Society of Japan* **77**, 114701 (2008).
- [78] Y. Qiu, T. M. Henderson, J. Zhao, and G. E. Scuseria, *The Journal of Chemical Physics* **147**, 064111 (2017).
- [79] A. Paszke, S. Gross, F. Massa, A. Lerer, J. Bradbury, G. Chanan, T. Killeen, Z. Lin, N. Gimelshein, L. Antiga, A. Desmaison, A. Köpf, E. Yang, Z. DeVito, M. Raison, A. Tejani, S. Chilamkurthy, B. Steiner, L. Fang, J. Bai, and S. Chintala, “Pytorch: An imperative style, high-performance deep learning library,” (2019), [arXiv:1912.01703 \[cs.LG\]](#).
- [80] D. P. Kingma and J. Ba, “Adam: A method for stochastic optimization,” (2014), [arXiv:1412.6980 \[cs.LG\]](#).

- [81] D. Kochkov and B. K. Clark, “Variational optimization in the ai era: Computational graph states and supervised wave-function optimization,” (2018), [arXiv:1811.12423 \[cond-mat.str-el\]](#).
- [82] I. L. Gutiérrez and C. B. Mendl, “Real time evolution with neural-network quantum states,” (2019), [arXiv:1912.08831 \[cond-mat.dis-nn\]](#).
- [83] J. Johansson, P. Nation, and F. Nori, *Computer Physics Communications* **184**, 1234 (2013).
- [84] J. Johansson, P. Nation, and F. Nori, *Computer Physics Communications* **183**, 1760 (2012).
- [85] D. Luo, Z. Chen, J. Carrasquilla, and B. K. Clark, “Supplementary material,” (2020).
- [86] F. M. Souza and L. Sanz, *Phys. Rev. A* **96**, 052110 (2017).
- [87] Y. Yan, *The Journal of Chemical Physics* **140**, 054105 (2014).
- [88] T. C. Berkelbach and M. Thoss, *The Journal of Chemical Physics* **152**, 020401 (2020).

Supplementary Material for Probabilistic Formulation of Open Quantum Many-Body Systems Dynamics with Autoregressive Models

I. Lindblad Equation in POVM Formalism

Start from the Lindblad equation for density matrices

$$\dot{\rho} = \mathcal{L}\rho = -i[H, \rho] + \sum_k \frac{\gamma_k}{2} \left(2\Gamma_k \rho \Gamma_k^\dagger - \{\rho, \Gamma_k^\dagger \Gamma_k\} \right), \quad (\text{S1})$$

the frame and dual-frame satisfies

$$p(\mathbf{a}) = \text{Tr}(\rho M_{(\mathbf{a})}), \quad (\text{S2})$$

and

$$\rho = \sum_{\mathbf{b}} p(\mathbf{b}) N^{(\mathbf{b})}. \quad (\text{S3})$$

Plugging Eq. S3 into Eq. S1, we have

$$\sum_{\mathbf{b}} \dot{p}(\mathbf{b}) N^{(\mathbf{b})} = \sum_{\mathbf{b}} p(\mathbf{b}) \left[-i[H, N^{(\mathbf{b})}] + \sum_k \frac{\gamma_k}{2} \left(2\Gamma_k N^{(\mathbf{b})} \Gamma_k^\dagger - \{N^{(\mathbf{b})}, \Gamma_k^\dagger \Gamma_k\} \right) \right]. \quad (\text{S4})$$

Plugging Eq. S3 into Eq. S2, we have

$$p(\mathbf{a}) = \sum_{\mathbf{b}} p(\mathbf{b}) \text{Tr}(N^{(\mathbf{b})} M_{(\mathbf{a})}). \quad (\text{S5})$$

Therefore, let's add $M_{(\mathbf{a})}$ and take trace on both sides of Eq. S4,

$$\sum_{\mathbf{b}} \dot{p}(\mathbf{b}) \text{Tr}(N^{(\mathbf{b})} M_{(\mathbf{a})}) = \sum_{\mathbf{b}} p(\mathbf{b}) \left[-i \text{Tr}([H, N^{(\mathbf{b})}] M_{(\mathbf{a})}) + \sum_k \frac{\gamma_k}{2} \text{Tr}(2\Gamma_k N^{(\mathbf{b})} \Gamma_k^\dagger M_{(\mathbf{a})} - \{N^{(\mathbf{b})}, \Gamma_k^\dagger \Gamma_k\} M_{(\mathbf{a})}) \right]. \quad (\text{S6})$$

Replacing the left side with Eq. S5 and rearranging the right side, we arrive at

$$\dot{p}(\mathbf{a}) = \sum_{\mathbf{b}} p(\mathbf{b}) \left[-i \text{Tr}(H[N^{(\mathbf{b})}, M_{(\mathbf{a})}]) + \sum_k \frac{\gamma_k}{2} \text{Tr}(2\Gamma_k N^{(\mathbf{b})} \Gamma_k^\dagger M_{(\mathbf{a})} - \Gamma_k^\dagger \Gamma_k \{N^{(\mathbf{b})}, M_{(\mathbf{a})}\}) \right] \equiv \sum_{\mathbf{b}} p(\mathbf{b}) L_{\mathbf{a}}^{\mathbf{b}} \quad (\text{S7})$$

II. Tetrahedral and 4-Pauli POVM

In the main paper, we used two POVMs, the tetrahedral POVM and the 4-Pauli POVM. The tetrahedral POVM forms a tetrahedral in the Bloch sphere. In particular, it takes the form of

$$M_{(\mathbf{a})} = \frac{1}{4} (\mathbb{1} + \mathbf{v}_{(\mathbf{a})} \cdot \boldsymbol{\sigma}), \quad (\text{S8})$$

where $\mathbb{1}$ is the identity matrix, $\boldsymbol{\sigma}$ are the Pauli matrices, and $\mathbf{v}_{(\mathbf{a})}$ are four unit vectors which form a tetrahedral. In the main paper, we choose the four vectors to be

$$\mathbf{v}_{(1)} = \langle 0, 0, 1 \rangle, \quad (\text{S9})$$

$$\mathbf{v}_{(2)} = \left\langle \frac{2\sqrt{2}}{3}, 0, -\frac{1}{3} \right\rangle, \quad (\text{S10})$$

$$\mathbf{v}_{(3)} = \left\langle -\frac{\sqrt{2}}{3}, \frac{\sqrt{6}}{3}, -\frac{1}{3} \right\rangle, \quad (\text{S11})$$

$$\mathbf{v}_{(4)} = \left\langle -\frac{\sqrt{2}}{3}, -\frac{\sqrt{6}}{3}, -\frac{1}{3} \right\rangle. \quad (\text{S12})$$

The 4-Pauli POVM, on the other hand, takes the form of

$$M_{(1)} = \frac{1}{3} |0\rangle \langle 0|, \quad (\text{S13})$$

$$M_{(2)} = \frac{1}{3} |+\rangle \langle +|, \quad (\text{S14})$$

$$M_{(3)} = \frac{1}{3} |r\rangle \langle r|, \quad (\text{S15})$$

$$M_{(4)} = \mathbb{1} - M_{(1)} - M_{(2)} - M_{(3)}, \quad (\text{S16})$$

where $|0\rangle$, $|+\rangle$, and $|r\rangle$ are the positive eigenstates of σ_z , σ_x , and σ_y respectively. The multi-site POVM is constructed as the tensor product of single-site POVMs.

III. Convergence of Loss

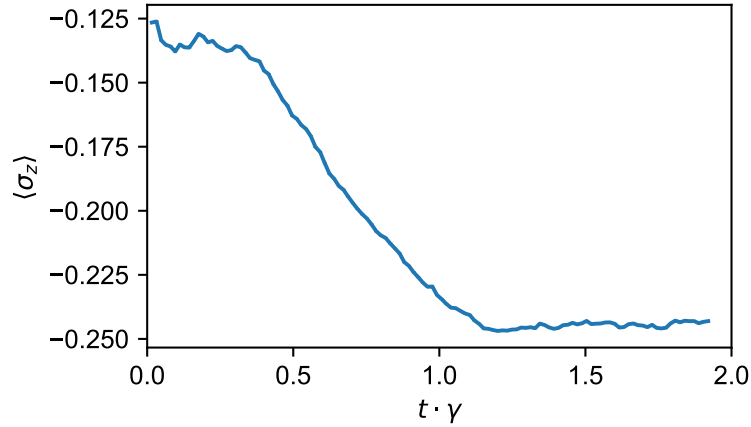


Figure S1. $\langle \sigma_z \rangle$ for variational plus dynamics result for 3×3 Heisenberg model with $B = 0$, $J_x = 0.9\gamma$, $J_y = 1.8\gamma$, and $J_z = \gamma$ using one transformer layer, 32 hidden dimensions and no strings. The Transformer is trained using a forward-backward trapezoid method with 12000 samples and a time step $\tau = 0.008\gamma^{-1}$.

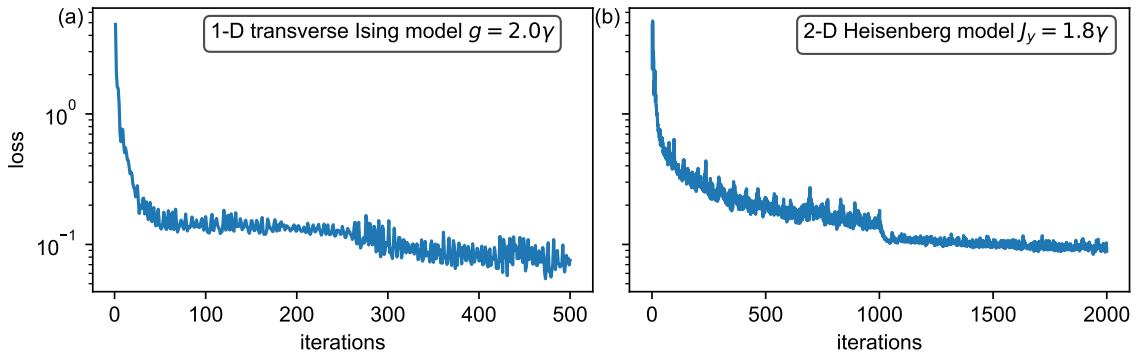


Figure S2. Examples of variational loss values. (a) loss values for 16 spins 1D TFIM with $V = g = 2\gamma$ using one transformer layer and 32 hidden dimensions. (b) loss values for 3×3 Heisenberg model with $B = 0$, $J_x = 0.9\gamma$, $J_y = 1.8\gamma$, and $J_z = \gamma$ using two layers, 64 hidden dimensions and no strings. The Transformer is trained using Adam [80] with a sample size of 12000.

Here we show that the observable converges for dynamics process (Fig. S1) and the training loss converges for variational method (Fig. S2).

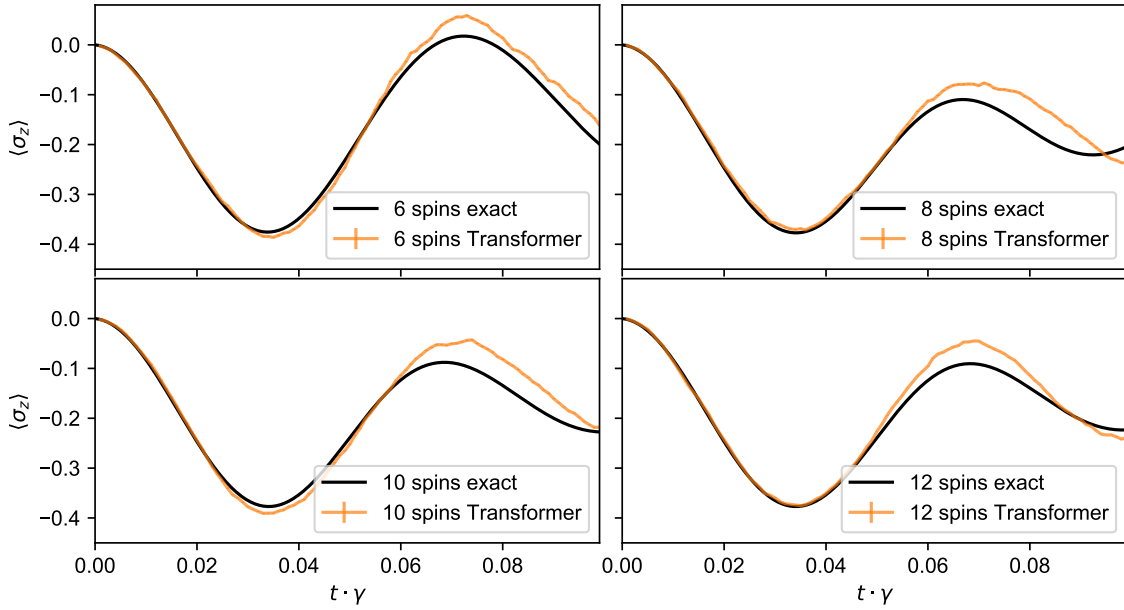


Figure S3. $\langle \sigma_z \rangle$ as a function of time computed with POVM dynamics. Various different system sizes of short time dynamics results for Heisenberg model in 1-D configuration with periodic boundary condition where $B = 10\gamma$, $J_x = 20\gamma$, $J_y = 0$, and $J_z = 10\gamma$. The initial state is a product state of $\prod_{i=1}^N |\leftarrow\rangle$ ($\langle \sigma_y \rangle = -1$). The exact curve is produced using QuTip [83, 84]. The Transformer is trained using a forward-backward trapezoid method with a sample size of 12000 and a time step of $0.0005\gamma^{-1}$. The neural network has one encoder layer and 32 hidden dimensions.

IV. Results for Heisenberg Model with Larger Energy Scale

The dynamics algorithm is also tested on a different Heisenberg model where $B = 10\gamma$, $J_x = 20\gamma$, $J_y = 0$, and $J_z = 10\gamma$. This model has a higher energy compared with the model in the main paper. Since the dissipation operator is relatively small compared with the Hamiltonian, this model reveals closed system properties as well as open system properties. In Fig. S3, we show the short time dynamics for different number of spins of this model. It can be seen that for short time dynamics, the neural network predicts the observables to a great precision. In Fig. S4, we show the long time dynamics behavior for different number of spins. Even though the performances of different number of spins are different, it starts to converge to the right steady state as the system size goes larger.

V. Improve Performance by Combining Probabilities

Because of the stochastic nature of the initialization and training process, each training could yield a slightly different result. In principle, we can average over multiple results to achieve better performance by defining the overall POVM probability

$$p(\mathbf{a}) = \frac{1}{N} \sum_i p_i(\mathbf{a}). \quad (\text{S17})$$

Then, the observable is computed as

$$\langle O \rangle = \frac{1}{N} \sum_{i, \mathbf{b}} p_i(\mathbf{b}) \text{Tr}(O N^{\mathbf{b}}) = \frac{1}{N} \sum_i \langle O \rangle_i, \quad (\text{S18})$$

which turns out to be the average of observables. In Fig. S5, we show the results for 1-D transverse Ising model for multiple training processes. It can be noted that for $\langle \sigma_x \rangle$ and $\langle \sigma_y \rangle$, the average result is indeed better.

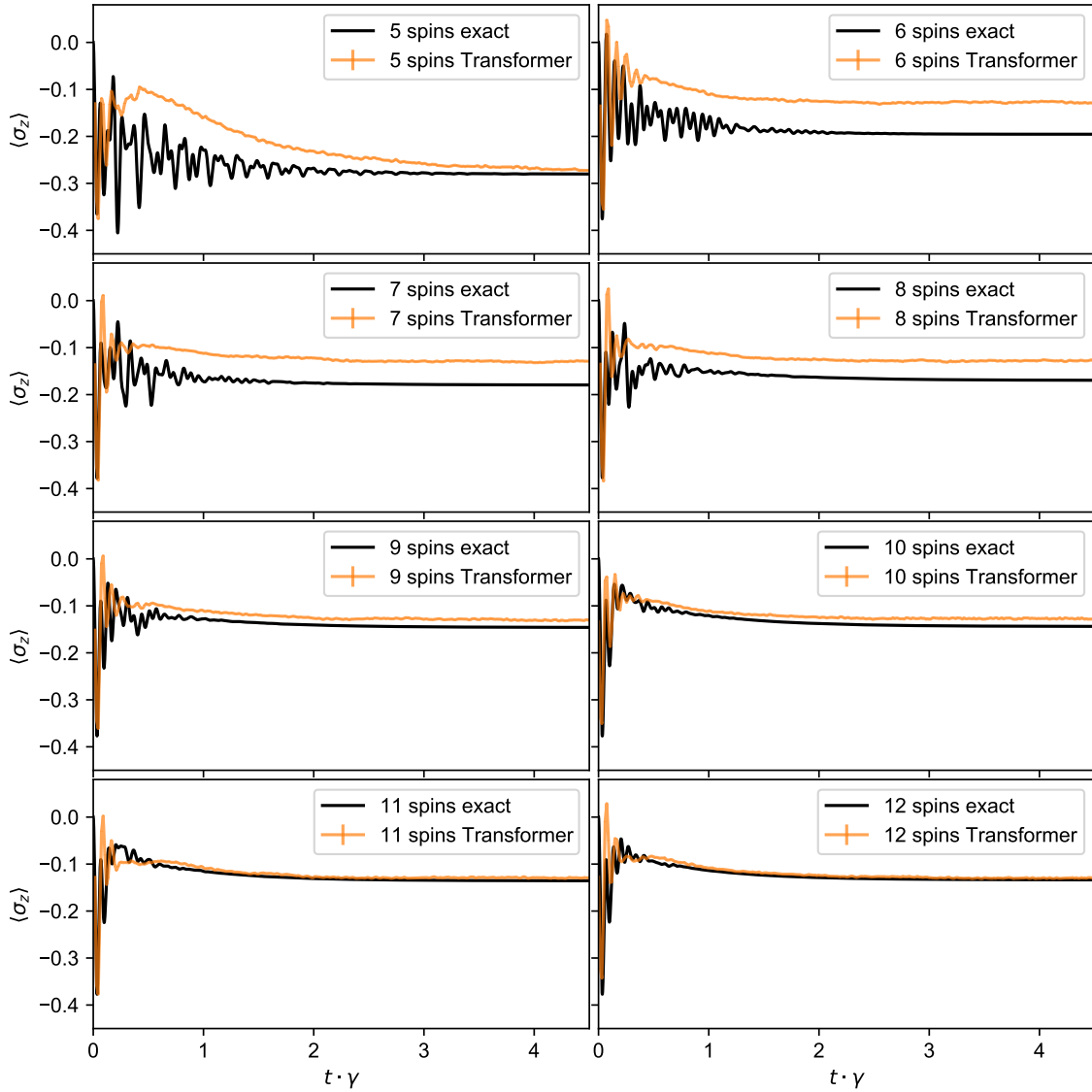


Figure S4. $\langle \sigma_z \rangle$ as a function of time computed with POVM dynamics. Various different system sizes of long time dynamics results for Heisenberg model in 1-D configuration with periodic boundary condition where $B = 10\gamma$, $J_x = 20\gamma$, $J_y = 0$, and $J_z = 10\gamma$. The initial state is a product state of $\prod_{i=1}^N |\leftarrow\rangle$ ($\langle \sigma_y \rangle = -1$). The exact curve is produced using QuTip [83, 84]. The neural network is trained using a forward-backward trapezoid method with a sample size of 12000 and a time step of $0.0075\gamma^{-1}$. The neural network has one encoder layer and 32 hidden dimensions.

VI. Neural Network Initialization

All the neural networks used in the main paper have the weights and biases (except in the last layer) initialized using PyTorch [79] default linear layer normalization. All training process starts with a product state of either $|\uparrow\rangle$ or $|\leftarrow\rangle$ ($\langle \sigma_z \rangle = 1$ or $\langle \sigma_y \rangle = -1$ respectively, see figure captions for the exact initial state). To initialize the neural networks in such a product state, in the last fully connected layer, the weight is set to zero and the bias is set to $\log(\langle \psi | M_{(a)} | \psi \rangle)$ where $M_{(a)}$ is the single spin POVM basis. Thus, after softmax, the output of the neural network would be the corresponding product state in POVM basis.

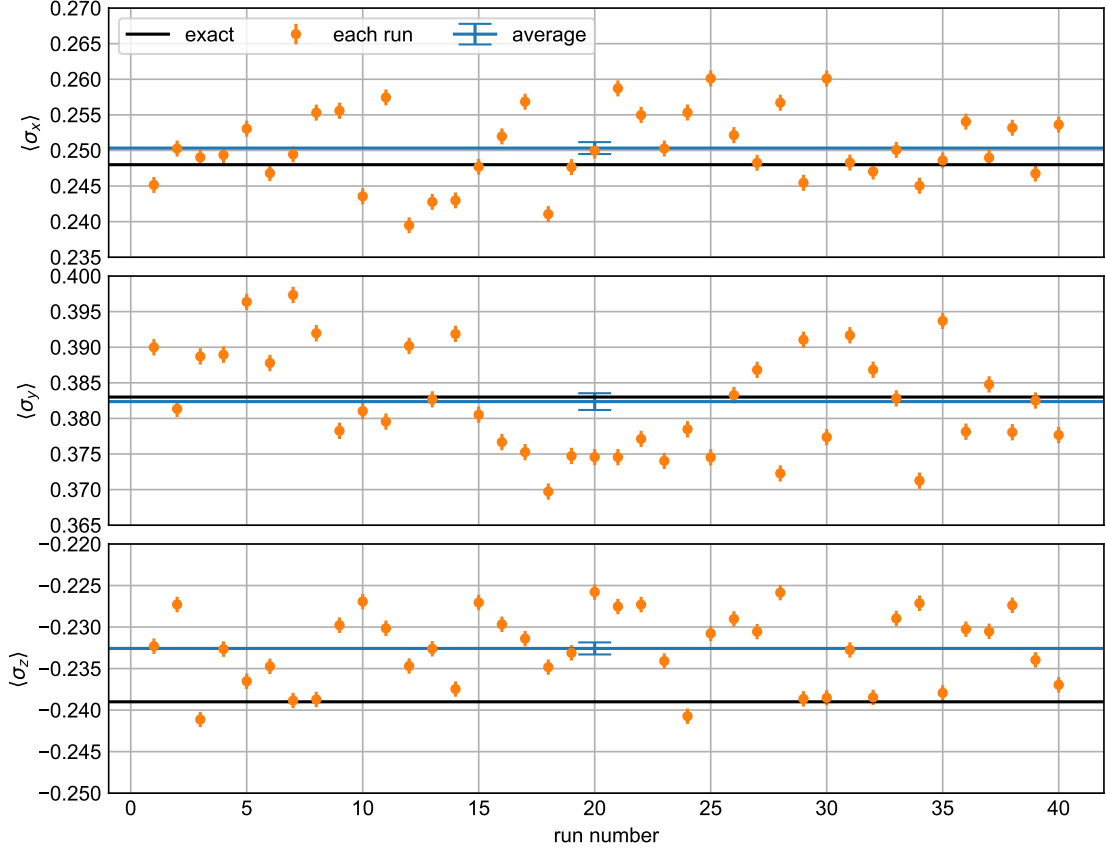


Figure S5. Data of multiple runs for variational steady state solution for one dimensional 16-site spin chain for the TFIM with periodic boundary condition where $V = g = 2\gamma$. The initial state is a product state of $\prod_{i=1}^N |\uparrow\rangle$ ($\langle \sigma_z \rangle = 1$). The neural network has one encoder layer and 32 hidden dimensions, and is trained using Adam [80] in 500 iterations with a sample size of 12000. The exact curve (black line) is digitized from Ref. 55.

VII. Analysis of the Gradients of Dynamics and Variational Cost Functions

The gradient of the dynamics cost function

$$\mathcal{C} = \frac{1}{N} \sum_{\mathbf{a} \sim p_{\theta(t+2\tau)}} \frac{1}{p_{\theta(t+2\tau)}(\mathbf{a})} \left| \sum_{\mathbf{b}} [p_{\theta(t+2\tau)}(\mathbf{b}) (\delta_{\mathbf{a}}^{\mathbf{b}} - \tau L_{\mathbf{a}}^{\mathbf{b}}) - p_{\theta(t)}(\mathbf{b}) (\delta_{\mathbf{a}}^{\mathbf{b}} + \tau L_{\mathbf{a}}^{\mathbf{b}})] \right|. \quad (\text{S19})$$

is

$$\frac{\partial \mathcal{C}}{\partial \theta} = \sum_{\mathbf{a}} \left[\sum_{\mathbf{b}} \frac{\partial p_{\theta(t+2\tau)}(\mathbf{b})}{\partial \theta} (\delta_{\mathbf{a}}^{\mathbf{b}} - \tau L_{\mathbf{a}}^{\mathbf{b}}) \right] \text{sign} \left\{ \sum_{\mathbf{b}} [p_{\theta(t+2\tau)}(\mathbf{b}) (\delta_{\mathbf{a}}^{\mathbf{b}} - \tau L_{\mathbf{a}}^{\mathbf{b}}) - p_{\theta(t)}(\mathbf{b}) (\delta_{\mathbf{a}}^{\mathbf{b}} + \tau L_{\mathbf{a}}^{\mathbf{b}})] \right\}. \quad (\text{S20})$$

We find in our simulations that there is no numerical fixed point (i.e. $p_{\theta(t)} = p_{\theta(t+2\tau)}$) for our Transformer dynamics. This is plausible as $\sum_{\mathbf{b}} p_{\theta(t+2\tau)}(\mathbf{b}) L_{\mathbf{a}}^{\mathbf{b}}$ is not generically going to be zero except in the case when the Transformer reaches the exact steady state solution (which generically a moderate size transformer won't be able to represent). This means that neither Eq. S19 nor Eq. S20 is going to be zero.

The gradient of the variational cost function

$$\|\dot{p}_{\theta}\|_1 = \sum_{\mathbf{a}} \left| \sum_{\mathbf{b}} p_{\theta}(\mathbf{b}) L_{\mathbf{a}}^{\mathbf{b}} \right| = \frac{1}{N} \sum_{\mathbf{a} \sim p_{\theta}} \frac{|\sum_{\mathbf{b}} p_{\theta}(\mathbf{b}) L_{\mathbf{a}}^{\mathbf{b}}|}{p_{\theta}(\mathbf{a})}, \quad (\text{S21})$$

is

$$\frac{\partial \|\dot{p}_\theta\|_1}{\partial \theta} = \sum_a \left[\sum_b \frac{\partial p_\theta(\mathbf{b})}{\partial \theta} L_a^b \right] \text{sign} \left[\sum_b p_\theta(\mathbf{b}) L_a^b \right]. \quad (\text{S22})$$

It is worth contrasting how these two approaches produce different results. It can be easily observed that the gradient is very different for these two approaches. In addition, the dynamics algorithm only locally matches the Transformer at two different time steps, while the variational algorithm globally searches for the steady state.

Since empirically the variational method is fast but not so accurate while the dynamics method is accurate but not fast, we might combine the gradient to take the advantages of both approaches. One can consider the interpolated dynamics cost function as follows

$$\mathcal{C}_1 = \lambda \mathcal{C} + (1 - \lambda) \|\dot{p}_\theta\|_1. \quad (\text{S23})$$

During the dynamics process, one could slowly increase λ from 0 to 1, switching from variational algorithm to dynamics algorithm. This cost function would produce inaccurate intermediate dynamics process, but should produce accurate steady state result. In the main paper, we have performed dynamics after the variational results, attaining accurate observables while reducing the training cost, which could be viewed as a special case of the above.

Even though the numerical fixed point may not be a local minimum of Eq. S19 as discussed previously, it might still be useful to consider how gradient of the dynamics loss at the numerical fixed point looks like

$$\begin{aligned} \frac{\partial \mathcal{C}}{\partial \theta} &= \sum_a \left[\sum_b \frac{\partial p_\theta(\mathbf{b})}{\partial \theta} (\delta_a^b - \tau L_a^b) \right] \text{sign} \left[- \sum_b p_\theta(\mathbf{b}) L_a^b \right] \\ &= \tau \frac{\partial \|\dot{p}_\theta\|_1}{\partial \theta} - \sum_a \frac{\partial p_\theta(\mathbf{a})}{\partial \theta} \text{sign} \left[\sum_b p_\theta(\mathbf{b}) L_a^b \right]. \end{aligned} \quad (\text{S24})$$

The first term is the same as the variational gradient, up to a scaling factor. Although a direct optimization using this gradient would not work since it only works at the numerical fixed point, one could be inspired by this gradient and formulate a new variational cost function as

$$\mathcal{C}_2 = \lambda \|\dot{p}_\theta\|_1 - (1 - \lambda) \sum_a p_\theta(\mathbf{a}) \text{sign} \left[\sum_b p_\theta(\mathbf{b}) L_a^b \right]. \quad (\text{S25})$$

Then, one could choose different λ to adjust the effect of the second term. In practice, we observed some improvements using this cost function, but the performances are unstable. It may be related to property that the sign function is sensitive to small changes.