

Dimensionality of the superconductivity in the transition metal pnictide WP

Angela Nigro,^{1,2} Giuseppe Cuono,^{3,*} Pasquale Marra,^{4,5,†} Antonio Leo,^{1,6,2} Gaia Grimaldi,^{2,1} Ziyi Liu,⁷ Zhenyu Mi,⁷ Wei Wu,⁷ Guangtong Liu,^{7,8} Carmine Autieri,^{3,2} Jianlin Luo,^{7,8,9} and Canio Noce^{1,2}

¹*Dipartimento di Fisica "E.R. Caianiello", Università degli Studi di Salerno, 84084 Fisciano (Salerno), Italy*

²*Consiglio Nazionale delle Ricerche CNR-SPIN, UOS Salerno, 84084 Fisciano (Salerno), Italy*

³*International Research Centre Magtop, Institute of Physics,*

Polish Academy of Sciences, Aleja Lotników 32/46, PL-02668 Warsaw, Poland

⁴*Graduate School of Mathematical Sciences, The University of Tokyo, Komaba, Tokyo, 153-8914, Japan*

⁵*Department of Physics, and Research and Education Center for Natural Sciences, Keio University, Hiyoshi, Kanagawa, 223-8521, Japan*

⁶*NANO_MATES Research Centre for NANOMaterials and NanoTEchnology at Salerno University, Università degli Studi di Salerno, 84084 Fisciano (Salerno), Italy*

⁷*Beijing National Laboratory for Condensed Matter Physics and Institute of Physics, Chinese Academy of Sciences, Beijing 100190, China*

⁸*Songshan Lake Materials Laboratory, Dongguan, Guangdong 523808, China*

⁹*School of Physical Sciences, University of Chinese Academy of Sciences, Beijing 100190, China*

We report theoretical and experimental results on the transition metal pnictide WP. The theoretical outcomes based on tight-binding calculations and density functional theory indicate that WP is a three-dimensional superconductor with an anisotropic electronic structure and nonsymmorphic symmetries. On the other hand, magnetoresistance experimental data and the analysis of superconducting fluctuations of the conductivity in external magnetic field indicate a weakly anisotropic three-dimensional superconducting phase.

I. INTRODUCTION

The discovery of superconductivity under external pressure in the chromium arsenide CrAs stimulated considerable efforts in the quest of superconductivity in other binary pnictides at ambient pressure [1–3]. CrAs belongs to the family of transition metal pnictides with chemical formula MX (with M = transition metal and X = P, As, Sb), and it has an orthorhombic MnP-type crystal structure at ambient conditions. Soon after this discovery, a new member of the same family, the transition metal phosphide MnP, has been grown [4]. Both MnP and CrAs become superconducting under external pressure and exhibit a similar temperature–pressure phase diagram with a superconducting dome [1, 2, 4] and the presence of magnetic phases [5] which can coexist with superconductivity [1, 2, 4, 6, 7].

More recently, a new superconductor of the same series has been produced, namely the tungsten phosphide WP, with bulk superconductivity appearing at 0.84 K at ambient pressure [8]. So far, WP is the only known example of a 5d transition metal phosphide with no long-range magnetic order. The primitive cell of WP contains four W and four P atoms, with each W atom surrounded by six nearest-neighbor P atoms, and located at the center of the face-sharing WP₆ octahedra [8], shown in Fig. 1. Four of the six bonds are inequivalent due to the space group anisotropy [8]. In this compound, the spatial extension of the W-5d orbitals induces a large overlap and a strong coupling with the neighboring p-orbitals, resulting in a distortion of the crystal structure more pronounced compared to that of CrAs and MnP [8, 9]. Moreover, the spin-orbit coupling of W-5d electrons is stronger than that of 3d electrons

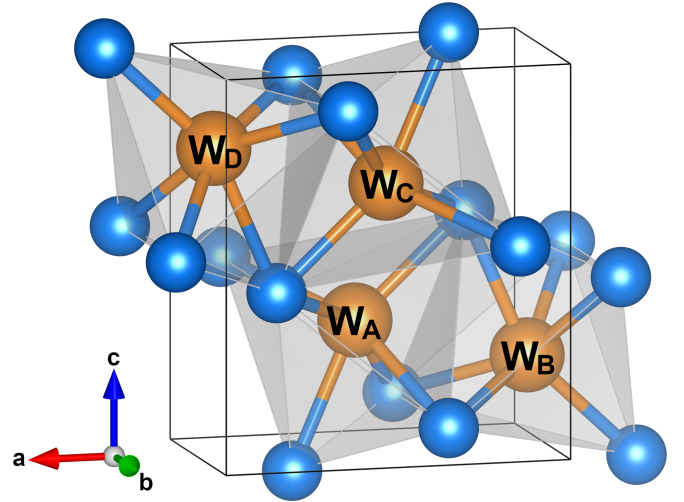


FIG. 1. The orthorhombic crystal structure of tungsten phosphide WP with space group Pnma. Orange and blue spheres indicate W and P ions, respectively, with nonequivalent lattice positions of the W ions labeled as W_A, W_B, W_C, W_D. Face-sharing WP₆ octahedra are shaded in gray.

of CrAs and MnP [9]. In particular, the 3d materials display strong electron correlations, narrow bandwidths, and robust magnetism. On the other hand, the 5d materials exhibits increased hybridization, more diffuse orbitals, and a strong spin-orbit coupling competing with magnetic, crystal-field, many-body Coulomb, and other interactions leading to novel and exotic behaviors [10, 11]. Moreover, the relativistic shifts in orbital energies, combined with spin-orbit and bandwidth effects, drive band inversions leading to topological phases and enhanced Rashba splittings.

This class of materials exhibits a nonmagnetic phase with no long-range magnetic order with a Fermi surface consisting of hole-like branches with two-dimensional (2D) disper-

* gcuono@magtop.ifpan.edu.pl

† pmarra@ms.u-tokyo.ac.jp

sion, together with electron-like branches with a full three-dimensional (3D) character [9, 12]. Therefore, it is legitimate to ask what is the dimensionality of transport in these systems in the superconducting phase. It is well-known that this depends on the structure of the order parameter in the k -space associated with the points of the Fermi surface. In particular, when the hole-like surfaces exhibit a vanishing order parameter, the system can be considered a 3D isotropic superconductor with the upper critical field H_{c2} approximately equal in all directions. On the other hand, if the electron-like surface exhibits a vanishing order parameter, then the system can be considered an anisotropic superconductor with a strong 2D character, with the in-plane upper critical field H_{c2}^{\parallel} much larger than the one in the perpendicular direction H_{c2}^{\perp} . Finally, when the superconductivity comes from both branches of the Fermi surface, the system will be an anisotropic 3D superconductor with $H_{c2}^{\parallel}/H_{c2}^{\perp} \neq 1$.

Although many interesting studies have been so far reported on these and other similar compounds, both theoretical [12–25] and experimental [26–36], only a limited amount of information on WP single crystal system is until now available [8]. The aim of this paper is to give a contribution to the investigation of the properties of WP compound, providing electronic structure calculations and a consistent description of resistivity measurements from experiments carried out on WP single crystal samples. In particular, we will focus on isothermal magnetoresistance $R(H)$ measurements performed at different magnetic field directions with respect to the a -axis and on the resistivity measurements $R(T)$ at different applied magnetic fields, which reveal the superconducting fluctuations around the critical temperature T_c .

We notice that magnetoresistance measurements performed as a function of the applied field direction will give remarkable information about the properties of WP. Indeed, the comparison between theoretical models for superconductors with 2D and 3D character [37, 38] will provide an indication about the anisotropy of the upper critical field and the effective mass, revealing the dimensional behavior of WP.

Furthermore, the analysis of the temperature dependence of the resistivity fluctuations under the application of a magnetic field, through the scaling procedure obtained theoretically by Ullah and Dorsey model [39], will help to discriminate again between 2D and 3D characters in WP.

Here, we will prove that these experimental outcomes, together with the theoretical background, give important insights on the properties of WP, unveiling relevant microscopic aspects of this material, suggesting that this compound can be considered a 3D anisotropic superconductor. The paper is organized as follows: In the next section, we will describe the experimental methods adopted to synthesize WP; In section III, we present the theoretical calculations and the experimental data about magnetoresistance and paraconductivity measurements; Finally, the last section will be devoted to the discussion of the results and the conclusions.

II. SAMPLE PREPARATION METHOD AND EXPERIMENTAL DETAILS

We grew high-quality WP needle-like single crystals by chemical vapor transport method, which has also been used to grow other pnictides [8, 40–42]. The starting WP polycrystalline powders and iodine were placed in a quartz tube sealed under high vacuum in a two-zone furnace with a temperature gradient from 1100 °C to 1050 °C for one week. Then the sample temperature was raised up to 1150 °C in a one-month period. Using this method, we grew single WP single crystals with a typical dimension of $0.1 \times 0.1 \times 4.0 \text{ mm}^3$.

Figure 2(a) shows the powder x-ray diffraction (XRD) data on WP at room temperature. The data show that WP crystallizes in a MnP-type orthorhombic structure (space group Pnma, No. 62) with lattice parameters $a = 0.572\,22(6) \text{ nm}$, $b = 0.324\,34(9) \text{ nm}$, and $c = 0.621\,10(6) \text{ nm}$. The b -axis direction is parallel to the longest direction of the sample. The energy-dispersive x-ray spectroscopy (EDX) was performed to check the chemical composition of the grown single crystals. Figure 2(b) shows the typical EDX spectrum of an individual crystal. Only two elements, W and P, are detected. The average ratio of the elements at different locations in the crystals is 50.9 : 49.1, which is close to the 1 : 1 stoichiometry of the compound. Further details on the fabrication procedure and the structural, compositional, and transport characterizations are reported elsewhere [8]. The electrical resistance measurements below 2 K were performed by the standard four-probe technique in a top-loading Helium-3 refrigerator with a superconducting magnet with fields up to 15 T.

III. THEORETICAL AND EXPERIMENTAL RESULTS

In this section, we will report and discuss the theoretical simulation by employing density functional theory (DFT) and tight-binding approach, and the experimental results on the superconducting fluctuations of the conductivity of WP single crystals. We notice that the structural, elastic, mechanical, electronic, vibrational, and superconducting properties of WP have been discussed by using the outcomes from first-principle calculations based on DFT, also considering the spin-orbit coupling, in Ref. 43.

A. Theoretical calculations

The WP is a system which exhibits nonsymmorphic symmetries. It is well-known that the nonsymmorphic symmetries in the Pnma structure are responsible for exotic topological behaviors like the topological nonsymmorphic crystalline superconductivity [17], 2D Fermi surface topology [9], Dirac topological surface states [44], and topologically-driven linear magnetoresistance [45]. A detailed analysis of the effects of the nonsymmorphic symmetries on the fermiology of this compound and a tight-binding minimal model fitted to the DFT band structure has been reported elsewhere [9]. Here, we provide further investigation using a low-energy tight-binding

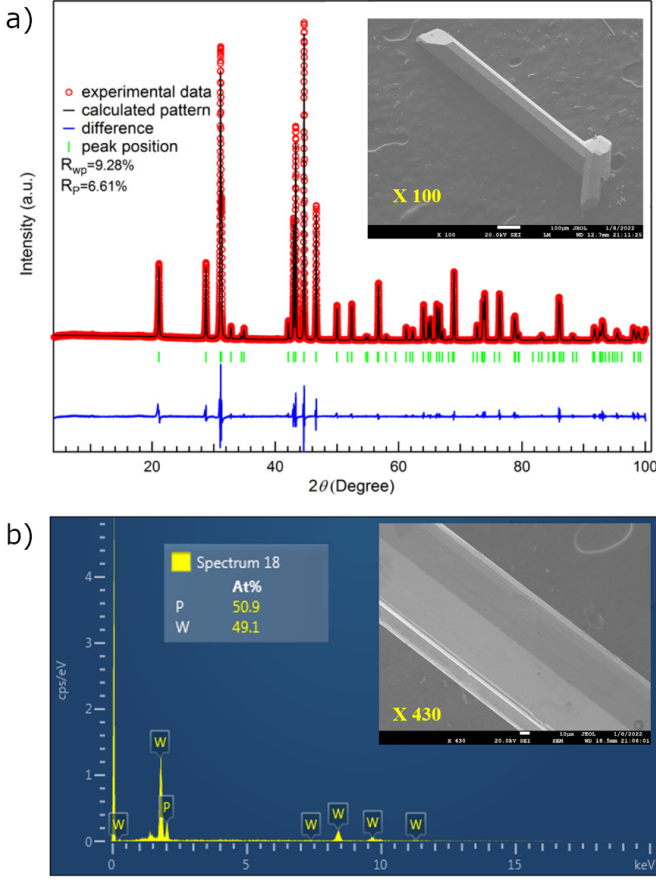


FIG. 2. (a) Room-temperature X-ray diffraction patterns and the Rietveld refinement of WP. Open circles, solid line, and lower solid line represent experimental, calculated, and difference XRD patterns, respectively. The inset shows the SEM image for WP single crystal. (b) EDX result of WP single crystal. The average ratio of the elements is close to the 1 : 1 stoichiometry of the compound. The inset shows the SEM image for WP single crystal ($\times 430$ magnification).

model in order to calculate the hopping parameters at the Fermi level and give an indication about the dimensionality of the energy spectra. We restrict to the representative subspace of one d -orbital for every W atom of the unit cell and consider only non-vanishing projected W-W hopping amplitudes. In Table I we report the values of the parameters of the tight-binding minimal model, in which we have included the nearest-neighbor hopping terms along x , y and z directions. The parameters $t_{\alpha_i, \alpha_j}^{lmn}$ corresponds to the hopping amplitudes between sites α_i and α_j (where $i, j = W_A, W_B, W_C, W_D$ as in Fig. 1) along the direction $lx + my + nz$ [9].

From the examination of Table I, we note that the dominant parameters along the x , y , and z directions are $t_{W_A W_A}^{100} = t_x = -0.284$ eV, $t_{W_A W_A}^{010} = t_y = -0.195$ eV, and $t_{W_A W_C}^{001} = t_z = 0.319$ eV. Moreover, the values of these parameters have the same order of magnitude, which indicates that the WP is fully 3D with moderate anisotropy. For completeness, in Fig. 3 we show the fit of the DFT bands using the tight-binding minimal model along the high-symmetry path of the orthorhombic Brillouin zone. From this fit we infer that the model well captures all the symmetries along the high-

Parameters	Values
$t_{W_A W_A}^{100}$	-0.284
$t_{W_A W_A}^{200}$	0.009
$t_{W_A W_A}^{300}$	-0.004
$t_{W_A W_A}^{010}$	-0.195
$t_{W_A W_A}^{020}$	0.081
$t_{W_A W_A}^{030}$	-0.053
$t_{W_A W_A}^{001}$	0.049
$t_{W_A W_A}^{002}$	-0.032
$t_{W_A W_A}^{003}$	0.004
$t_{W_A W_B}^{100}$	0.082
$t_{W_A W_C}^{001}$	0.001
$t_{W_A W_C}^{00\bar{1}}$	0.319

TABLE I. Values of the hopping parameters of the tight-binding minimal model (energy units in eV).

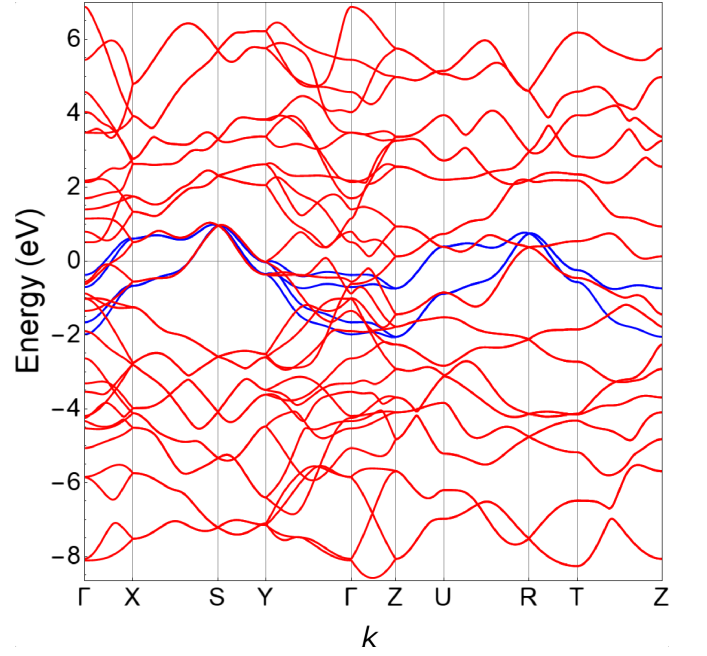


FIG. 3. Fit of the DFT bands (red lines) using the tight-binding model (blue lines) along the high-symmetry path of the orthorhombic Brillouin zone. The Fermi level is at zero energy.

symmetry lines of the Brillouin zone. The orbital characters of the bands can be revealed by the partial density of states, shown in Fig. 4. P-3p states dominate in the range $[-8.5, -6]$ eV, while W-5d states dominate in the range $[-6, 4]$ eV. Finally, above 4 eV there is a mixing between P-3p, P-4s, and W-6s states. Nevertheless, we notice that one cannot entirely decouple the W-5d from the P-3p states close to the Fermi level due to their strong hybridization [9].

Other evidence of the 3D behavior of the WP is provided by the analysis of the Fermi surface obtained through DFT calculations. The DFT calculations have been performed us-

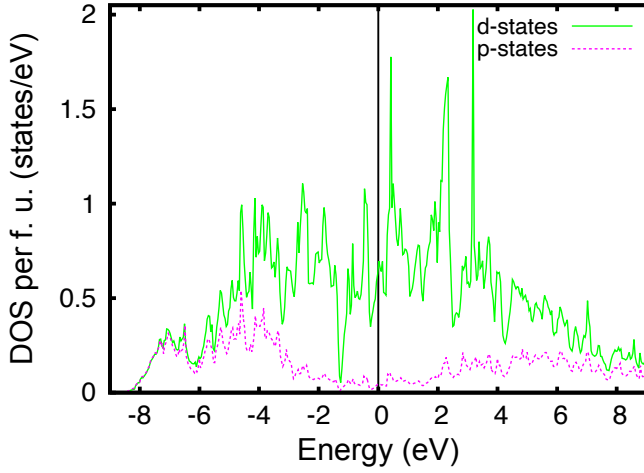


FIG. 4. Partial density of states relative to the W-5d states (continuous line) and P-3p states (dotted line). The *d* states are predominant close to the Fermi level, while the *p* states are far from the Fermi level, which is set at zero energy.

ing the VASP package [46], treating the core and the valence electrons within the Projector Augmented Wave method [47] with a 400 eV cutoff for the plane-wave basis. The obtained Fermi surface is formed by a 3D branch around the center of the Brillouin zone and two hole-like 2D sheets centered around the SR high-symmetry line at $(k_x, k_y) = (\pi, \pi)$ in the *ab* plane (see the path for the orthorhombic Brillouin zone, space group 62, reported in Ref. 48). The presence of two hole-like 2D sheets is favored by nonsymmorphic symmetries [9]. Using the Fermisurfer code [49], we show in Fig. 5 the Fermi surface of the WP in the normal phase. The various colors indicate the different Fermi velocities, as shown in the color bar legend, with the highest Fermi velocities coming from the central 3D surface.

We see that the Fermi surface is formed by the four bands that cut the Fermi level, as shown in panels (a)-(d), suggesting that WP is an anisotropic 3D metal. However, we notice that in the superconducting phase the degree of anisotropy could change because the anisotropy does not depend only on the bare electron band structure but also on the superconducting coupling [43]. Interestingly, a similar configuration in a borocarbide compound gives rise to a larger superconducting coupling within the 3D branches with respect to the 2D sheets of the Fermi surface [50]. Hence, we can speculate that WP is an anisotropic material with a normal state anisotropy larger than the superconducting phase anisotropy, due to a larger contribution to the superconducting order parameter from the 3D electron-like branch compared to the hole-like 2D sheets [50].

B. Experimental results

A possible way to determine the dimensionality of a superconductor is represented by the study of the angular dependence of the upper critical field H_{c2} . It is well known indeed that this measurement may be indicative of a superconducting state with 2D or anisotropic 3D character. Within

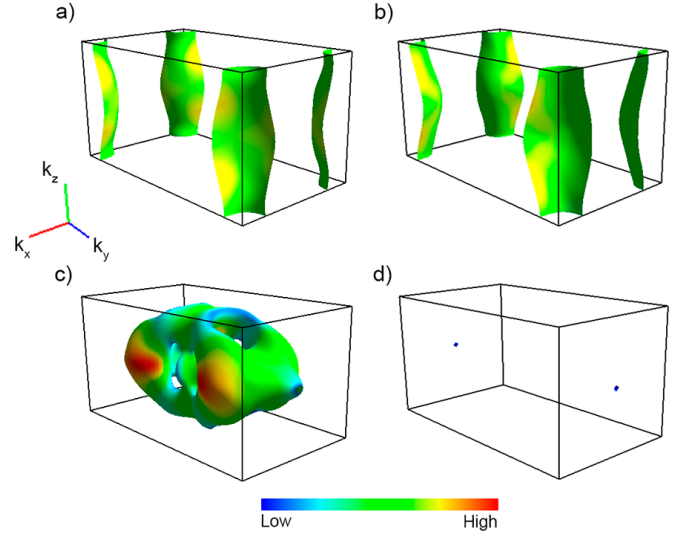


FIG. 5. Fermi surface of WP in the first Brillouin zone with spin-orbit coupling. In panels (a)-(d) we show the contributions of the four different bands that cut the Fermi level. The color code denotes the Fermi velocity.

the Tinkham model, the behavior of the $H_{c2}(\theta)$, for a superconductor with 2D character, exhibits the following angular dependence [37, 51]

$$\left| \frac{H_{c2}(\theta) \sin(\theta)}{H_{c2}^{\parallel}} \right| + \left(\frac{H_{c2}(\theta) \cos(\theta)}{H_{c2}^{\perp}} \right)^2 = 1. \quad (1)$$

On the other hand, for a superconductor with 3D character, and within the Ginzburg-Landau theory, the angular dependence of the upper critical field is written as [38]

$$\left(\frac{H_{c2}(\theta) \sin(\theta)}{H_{c2}^{\parallel}} \right)^2 + \left(\frac{H_{c2}(\theta) \cos(\theta)}{H_{c2}^{\perp}} \right)^2 = 1, \quad (2)$$

where H_{c2}^{\parallel} , H_{c2}^{\perp} , being the critical fields measured respectively in the parallel and perpendicular direction with respect to the sample surface, and $H_{c2}(\theta)$ the critical field measured at an angle θ with respect to the normal to the sample surface.

In our experiments, we find the anisotropy in the upper critical field $H_{c2}(\theta)$ when the field angle is rotated away from the *a*-axis, which corresponds to the axis perpendicular to the sample surface. Extracting the values of $H_{c2}(\theta)$ from the resistive transition at several angles, with T_c chosen at the 90% of normal state resistance, we infer the full $H_{c2}(\theta)$ plot as given in Fig. 6. As it can be observed, the $H_{c2}(\theta)$ experimental data are much better described by the anisotropic Ginzburg-Landau theory (red line), suggesting an anisotropic 3D environment for the superconductivity in WP. Interestingly, from these data we are able to infer also the degree of the anisotropy Γ looking at the following ratio

$$\Gamma = \frac{H_{c2}^{\parallel}}{H_{c2}^{\perp}}, \quad (3)$$

We find that $\Gamma = 1.4$ from which we may also estimate the effective mass ratio as $m_{\perp}^*/m_{\parallel}^* = \Gamma^2$; This ratio is $m_{\perp}^*/m_{\parallel}^* \simeq 2$, suggesting a moderate mass anisotropy.

Since $H_{c2}^{\parallel}/H_{c2}^{\perp} > 1$, we infer that WP may be considered a 3D anisotropic superconductor, and thus we expect that both electron and hole-like branches of the Fermi surfaces contribute to superconductivity. For completeness, we notice that 3D anisotropic superconductivity has been intensively investigated in the last years because of its deviations from BCS theory even in superconductors with electron-phonon coupling [50, 52].

The study of thermal fluctuation effects turns out to be another experimental tool to identify 3D rather than 2D thermal fluctuations. Moreover, it may offer several hints to understand relevant properties of WP, such as the occurrence of pronounced dissipation in the mixed state, detrimental for applications, and to provide essential information about the nature of the superconducting state.

It is well known that the understanding of superconducting fluctuations of conductivity around the transition temperature, in the presence of an applied field, requires a rather complex analysis. However, in a sufficiently high magnetic field, the paired quasiparticles are confined within the lowest Landau level (LLL) and, consequently, transport is restricted to the field direction. In this case, the effective dimensionality of the system is reduced and the effect of fluctuations becomes more important. Specifically, the width of the temperature range around T_c , for a measurable excess conductivity, increases with the applied magnetic field as the in-field Ginzburg number $G_i(H)$ given by

$$G_i^{3D}(H) = G_i^{3D}(0)^{1/3} \left[\frac{2H}{H_{c2}(0)} \right]^{2/3}, \quad (4)$$

$$G_i^{2D}(H) = G_i^{2D}(0)^{1/2} \left[\frac{2H}{H_{c2}(0)} \right]^{1/2}, \quad (5)$$

for a superconductor with 3D and 2D character, respectively. Here, $H_{c2}(0) = -T_c dH_{c2}/dT|_{T=T_c}$ is the zero-temperature Ginzburg-Landau upper critical field, whereas $G_i^{3D,2D}(0)$ are the zero-field Ginzburg numbers given by

$$G_i^{3D}(0) = \frac{1}{2} \left(\frac{k_B T_c}{E_c} \right)^2, \quad G_i^{2D}(0) = \frac{k_B T_c}{E_F}. \quad (6)$$

In these formulas, E_F is the Fermi energy, E_c is the condensation energy within a coherence volume given by $E_c = (B_c^2(0)/2\mu_0)(\xi_{\parallel}^3(0)/\Gamma(0))$, $B_c(0)$ is the zero temperature thermodynamic critical field, $\xi_{\parallel}(0)$ is the zero temperature in-plane coherence length, and μ_0 is the vacuum magnetic permeability [53–59].

Ullah and Dorsey calculated the fluctuation conductivity using the LLL approximation and the self-consistent Hartree approximation, including contributions up to the quartic term in the free energy [39]. The resulting scaling law for the conductivity in the magnetic field, in terms of unspecified scaling functions f_{3D} and f_{2D} is valid for the 3D and 2D cases, respectively. The expression for the fluctuations of the conduc-

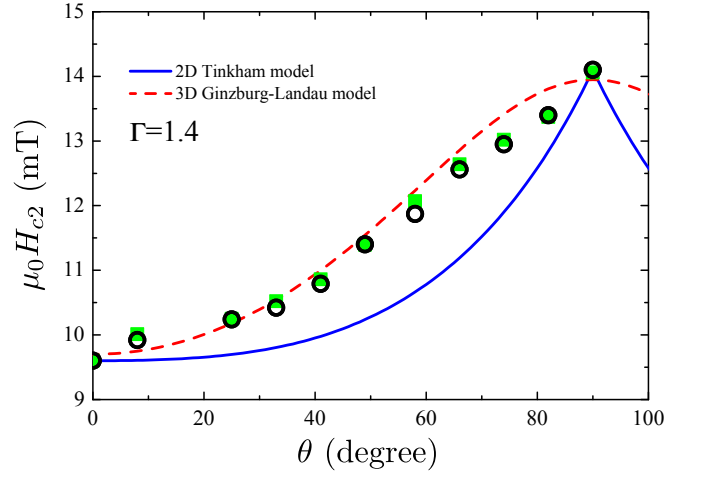


FIG. 6. Angular dependence of the superconducting upper critical field H_{c2} at 0.3 K. Black circles and green squares represent the measured transition fields (defined by the 90% criterion) with positive and negative field polarity, respectively. The lines are the theoretical fits to the experimental data for the angular dependence of the critical field. Red lines represent the theoretical dependencies according to the Ginzburg-Landau model for a superconductor with 3D character and anisotropic effective mass, blue lines to the Tinkham model for a superconductor with 2D character.

tivity σ are

$$\Delta\sigma_{3D}(H) = \left[\frac{T^2}{H} \right]^{1/3} f_{3D} \left[B \frac{T - T_c(H)}{(TH)^{2/3}} \right], \quad (7)$$

$$\Delta\sigma_{2D}(H) = \left[\frac{T}{H} \right]^{1/2} f_{2D} \left[A \frac{T - T_c(H)}{(TH)^{1/2}} \right], \quad (8)$$

for the 3D and 2D cases, respectively. In these expressions, known as the Ullah-Dorsey scaling law equations, A and B are appropriate constants characterizing the material.

These scaling laws describe the behavior of a large class of materials, including amorphous low- T_c superconductors [60–62], high- T_c cuprate superconductors, where these effects are much larger above a characteristic field $\mu_0 H_{LLL}$ of the order of few teslas [63–65], and iron-based superconductors, with a measured field $\mu_0 H_{LLL} = 6\text{--}8\text{ T}$ [66–69].

Figure 7 shows the normalized excess conductivity $\Delta\sigma_H(T)/\sigma_n$ curves for a WP single crystal in applied magnetic field up to 10.5 mT and with direction parallel to the a -axis. In particular, the excess conductivity due to fluctuation effects near the superconducting transition is defined as $\Delta\sigma_H(T) = \sigma_H(T) - \sigma_n(T)$, with $\sigma_H(T)$ the sample conductivity and $\sigma_n(T)$ the normal state conductivity. The data has been obtained by the excess conductance calculated as $\Delta\Sigma_H(T) = \Sigma_H(T) - \Sigma_n(T)$, with $\Sigma_H(T)$ the measured conductance and $\Sigma_n(T)$ the normal state conductance. In the temperature range investigated the normal conductance is temperature-independent $\Sigma_n = 41\ \Omega^{-1}$.

Fig. 8 shows the critical temperature T_c as a function of the applied magnetic field. The errors bars correspond to the transition width determined from the 10–90% resistance drop criterion. The inset shows the transition width ΔT_c obtained by the 10–90% criterion as a function of the applied magnetic

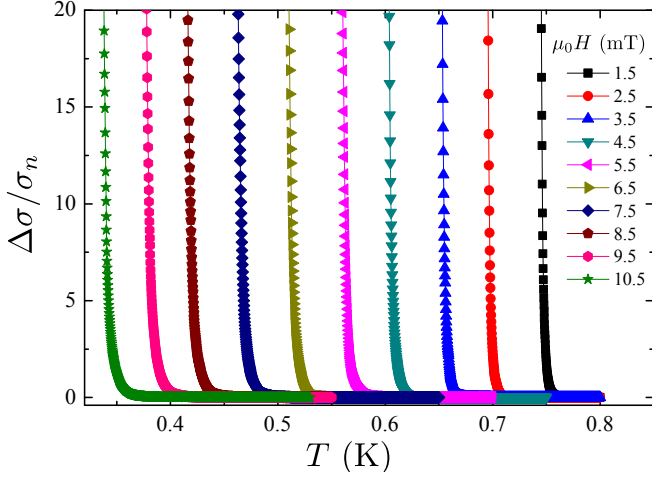


FIG. 7. The normalized excess conductivity plotted as a function of the temperature in a magnetic field $\mu_0 H$ ranging from 1.5 to 10.5 mT.

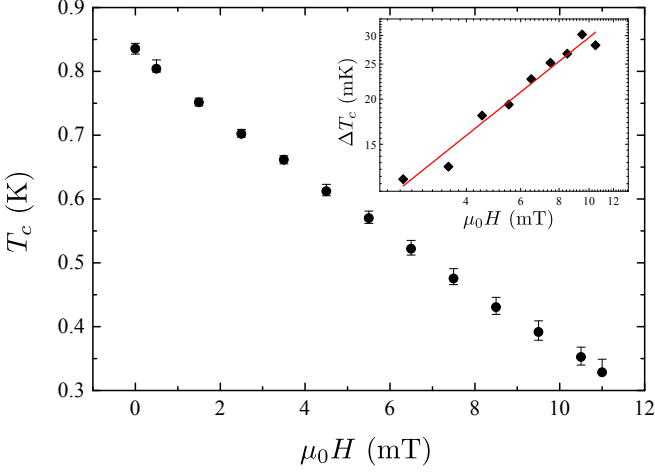


FIG. 8. The critical temperature as a function of the applied magnetic field $\mu_0 H$. Error bars correspond to the transition width ΔT_c evaluated from the 10–90% criterion. The inset refers to the transition width ΔT_c versus $\mu_0 H$. The solid red line is the linear best fit to the experimental data.

field on a log-log scale. A power-law behavior $H^{-\alpha}$ is inferred, with an exponent $\alpha = 0.68$ very close to the value $2/3$ predicted for field induced fluctuation effects in a 3D superconductor. Therefore, this result suggests a 3D behavior of the conductivity fluctuations.

In Fig. 9 we plot the scaled excess conductivity $\Delta\sigma_{3D}(H)$ for the case of 3D scaling. Notice that the 3D scaling behavior has been calculated from the normalized excess conductivity $\Delta\sigma_H(T)/\sigma_n$ curves shown in Fig. 7, using $T_c(H)$ values shown in Fig. 8. For fields ≥ 4 mT, all data points corresponding to the different superconducting transitions collapse onto a single curve, thus exhibiting a reasonable scaling behavior of the fluctuations around $T_c(H)$. Hence, this result indicates that, at sufficiently high fields, the fluctuation conductivity is well described within the 3D LLL approximation and that the field $\mu_0 H_{LLL}$ is of the order of 4 mT.

As noted before, the relevant parameter that quantifies the

fluctuation strength in a superconductor is the Ginzburg number given by Eq. (6). In order to estimate the 3D Ginzburg number for the WP, the thermodynamic critical field $\mu_0 H_c(0)$ may be inferred by the jump of specific heat at T_c given by $\mu_0 \Delta C/T_c = (\mu_0 H_c(0)/T_c)^2$, whereas the in-plane coherence length $\xi_{||}$ by the slope near T_c of the out-of-plane upper critical field, $dH_{c2}^{\perp}/dT|_{T=T_c}$ given by

$$\xi_{||} = \sqrt{\Phi_0 / \left(2\pi T_c \mu_0 \left| \frac{dH_{c2}^{\perp}}{dT} \right|_{T=T_c} \right)}. \quad (9)$$

In terms of the measured quantities $\mu_0 \Delta C/T_c$, $dH_{c2}^{\perp}/dT|_{T=T_c}$, Γ , and T_c , the Ginzburg number can be expressed as

$$G_i^{3D}(0) = 2 \left(\frac{k_B \Gamma}{\Delta C} \right)^2 \left(\frac{2\pi T_c \mu_0}{\Phi_0} \frac{dH_{c2}^{\perp}}{dT} \Big|_{T=T_c} \right)^3. \quad (10)$$

The specific heat jump $\mu_0 \Delta C/T_c = 120 \text{ J/m}^3 \text{K}^2$ of WP single crystal has been already measured and reported elsewhere [8], while the slope $dH_{c2}^{\perp}/dT|_{T=T_c} = -22 \text{ mT/K}$ has been obtained by the $H_{c2}^{\perp}(T)$ extracted from the data in the inset of Fig. 9 and $\Gamma \approx 1.4$. Thus, we found that $G_i^{3D}(0) \approx 10^{-8}$, which is very small compared, for instance, with the value $\approx 10^{-2}$ observed in the iron-selenide superconductor [70], whereas it is comparable to the value observed in the low-temperature superconductor niobium [53, 71, 72]. As stated before, the Ginzburg number G_i measures the strength of thermal fluctuations at the superconducting transition. In particular, it determines the width of the temperature interval around the critical temperature T_c in which fluctuations effects are observable and affects several features of the H-T phase-diagram, e.g., the vortex melting line [53]. Large anisotropy parameters and high critical temperatures correspond to larger Ginzburg numbers $G_i \propto (\Gamma T_c)^2$. In conventional superconductors, $G_i \approx 10^{-8}$ as for niobium [53, 71–73]. In high-temperature cuprates and iron-based superconductors, G_i is up to 10^{-2} . The obtained value 10^{-8} for WP suggests that thermal fluctuations are comparable to those of conventional superconductors. This also suggests a H-T phase-diagram similar to those observed for conventional superconductors, which is mainly affected by disorder and with a vortex phase less affected by thermal fluctuations [74, 75].

Another relevant parameter describing the superconducting state is the Ginzburg-Landau parameter κ given by

$$\kappa = \frac{\mu_0}{\sqrt{2\mu_0 \Delta C/T_c}} \frac{dH_{c2}^{\perp}}{dT} \Big|_{T=T_c}, \quad (11)$$

that for our sample is $\kappa \approx 1.3$, which is again of the same order of magnitude of the value measured for niobium [71, 72].

IV. CONCLUSION

In conclusion, we have synthesized superconducting single crystals of WP, and investigated electrical transport properties. The synthesis of WP single crystals was accomplished

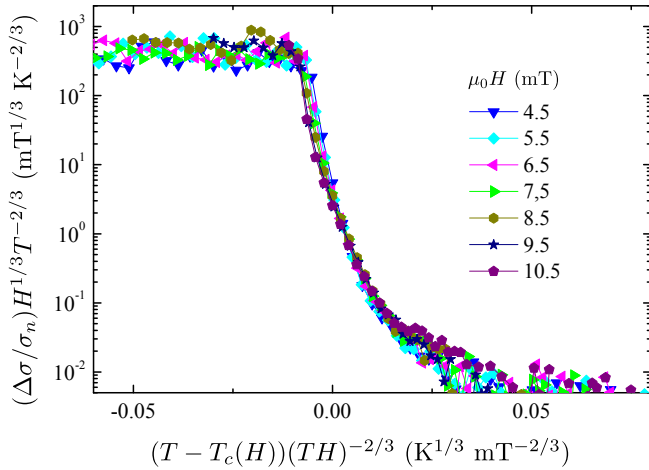


FIG. 9. Scaling plots of $(\Delta\sigma/\sigma_n)(H^{1/3}T^{-2/3})$ as a function of $(T - T_c(H))/(TH)^{-2/3}$ for the transition curves in Fig. 7 at magnetic fields ≥ 4 mT, for the 3D Ullah-Dorsey model of the paraconductivity described by Eq. (7).

through the chemical vapor transport method which has been proved to be successful to grow transition metal pnictides. Our analysis shows that the angular dependence of the upper critical field exhibits a smooth behavior. Looking at the normal state, we extract a rather large anisotropy, while in the superconducting state, the upper critical field shows an anisotropy $\Gamma = 1.4$, largely lower than that found, for instance, in iron sulfides [76] and organic superconductors [77]. We note that this value for Γ corresponds to an estimated effective mass anisotropy equal to $m_{\perp}^*/m_{\parallel}^* \approx 2$. Moreover, the magnetoresistance measurements performed at different applied magnetic field angles reveal a 3D behavior differently from the 2D character found in iron selenide [78]. On the other hand, the fit of the superconducting fluctuations of

the conductivity, by means of Ullah-Dorsey theory, suggests again a 3D scaling law rather than a 2D behavior. Therefore, these experimental data, supplemented by the theoretical theories used to fit their trend, indicate that the WP can be considered an anisotropic 3D superconductor.

It is worth stressing that these results are corroborated by ab-initio electronic structure calculations that show anisotropic hopping parameters, whose values clearly indicate a 3D behavior. Interestingly, most of the density of states at the Fermi energy is contributed by W-5d electrons, also suggesting that the superconductivity is originated from the condensation of electrons coming from the transition metal ion.

Nevertheless, further theoretical and experimental studies are needed to determine the pairing symmetry and the corresponding superconducting mechanism and the role played by W-5d electrons in stabilizing the superconducting phase.

ACKNOWLEDGMENTS

P. M. is supported by the Japan Science and Technology Agency (JST) of the Ministry of Education, Culture, Sports, Science and Technology (MEXT), JST CREST Grant No. JPMJCR19T and by the Japan Society for the Promotion of Science (JSPS) Grant-in-Aid for Early-Career Scientists (Grant No. 20K14375). C. A. and G. C. are supported by the Foundation for Polish Science through the International Research Agendas program co-financed by the European Union within the Smart Growth Operational Programme. C. A. and G. C. acknowledge the access to the computing facilities of the Interdisciplinary Center of Modeling at the University of Warsaw, Grant No. GB84-7. We acknowledge the CINECA award under the ISCRA initiative IsC81 "DISTANCE" Grant, for the availability of high-performance computing resources and support.

-
- [1] W. Wu, J. Cheng, K. Matsubayashi, P. Kong, F. Lin, C. Jin, N. Wang, Y. Uwatoko, and J. Luo, *Superconductivity in the vicinity of antiferromagnetic order in CrAs*, Nat. Commun. **5**, 5508 (2014).
 - [2] H. Kotegawa, S. Nakahara, H. Tou, and H. Sugawara, *Superconductivity of 2.2 K under pressure in helimagnet CrAs*, J. Phys. Soc. Jpn. **83**, 093702 (2014).
 - [3] W. Wu, X. Zhang, Z. Yin, P. Zheng, N. Wang, and J. Luo, *Low temperature properties of pnictide CrAs single crystal*, Sci. China Phys. Mech. Astron. **53**, 1207 (2010).
 - [4] J.-G. Cheng, K. Matsubayashi, W. Wu, J. P. Sun, F. K. Lin, J. L. Luo, and Y. Uwatoko, *Pressure induced superconductivity on the border of magnetic order in MnP*, Phys. Rev. Lett. **114**, 117001 (2015).
 - [5] G. Cuono, A. Romano, C. Noce, and C. Autieri, *Double-helix magnetic order in CrAs with Pnma space group*, arXiv:2110.15631 (2021).
 - [6] R. Y. Chen and N. L. Wang, *Progress in Cr- and Mn-based superconductors: A key issues review*, Rep. Prog. Phys. **82**, 012503 (2018).
 - [7] C. Noce, *The chromium pnictide materials: A tunable platform for exploring new exciting phenomena*, EPL **130**, 67001 (2020).
 - [8] Z. Liu, W. Wu, Z. Zhao, H. Zhao, J. Cui, P. Shan, J. Zhang, C. Yang, P. Sun, Y. Wei, S. Li, J. Zhao, Y. Sui, J. Cheng, L. Lu, J. Luo, and G. Liu, *Superconductivity in WP single crystals*, Phys. Rev. B **99**, 184509 (2019).
 - [9] G. Cuono, F. Forte, M. Cuoco, R. Islam, J. Luo, C. Noce, and C. Autieri, *Multiple band crossings and Fermi surface topology: Role of double nonsymmorphic symmetries in MnP-type crystal structures*, Phys. Rev. Materials **3**, 095004 (2019).
 - [10] B.-J. Kim, H. Ohsumi, T. Komesu, S. Sakai, T. Morita, H. Takagi, and T. Arima, *Phase-sensitive observation of a spin-orbital Mott state in Sr₂IrO₄*, Science **323**, 1329-1332 (2009).
 - [11] G. Cao, J. Terzic, H. D. Zhao, H. Zheng, L. E. De Long, and P. S. Riseborough, *Electrical control of structural and physical properties via strong spin-orbit interactions in Sr₂IrO₄*, Phys. Rev. Lett. **120**, 017201 (2018).
 - [12] C. Autieri and C. Noce, *First principles study of structural, magnetic and electronic properties of CrAs*, Phil. Mag. **97**, 3276 (2017).

- [13] C. Autieri, G. Cuono, F. Forte, and C. Noce, *Low energy bands and transport properties of chromium arsenide*, J. Phys. Condens. Matter **29**, 224004 (2017).
- [14] C. Autieri, G. Cuono, F. Forte, and C. Noce, *Tight-binding calculation of the magnetic moment of CrAs under pressure*, J. Phys. Conf. Ser. **969**, 012106 (2018).
- [15] G. Cuono, C. Autieri, G. Guarnaccia, A. Avella, M. Cuoco, F. Forte, and C. Noce, *Spin-orbit coupling effects on the electronic properties of the pressure-induced superconductor CrAs*, Eur. Phys. J. Special Topics **228**, 631 (2019).
- [16] Q. Niu, W. C. Yu, K. Y. Yip, Z. L. Lim, H. Kotegawa, E. Matsuoka, H. Sugawara, H. Tou, Y. Yanase, and S. K. Goh, *Quasi-linear quantum magnetoresistance in pressure-induced non-symmorphic superconductor chromium arsenide*, Nat. Commun. **8**, 15358 (2017).
- [17] A. Daido, T. Yoshida, and Y. Yanase, \mathbb{Z}_4 Topological superconductivity in UCoGe, Phys. Rev. Lett. **122**, 227001 (2019).
- [18] M. M. Wysocki, *Mechanism for transitions between ferromagnetic and antiferromagnetic orders in d-electron metallic magnets*, Sci. Rep. **9**, 19461 (2019).
- [19] Z. Gercsi and K. G. Sandeman, *Structurally driven metamagnetism in MnP and related Pnma compounds*, Phys. Rev. B **81**, 224426 (2010).
- [20] A. Continenza, S. Picozzi, W. T. Geng, and A. J. Freeman, *Coordination and chemical effects on the structural, electronic, and magnetic properties in Mn pnictides*, Phys. Rev. B **64**, 085204 (2001).
- [21] M. Edelmann, G. Sangiovanni, M. Capone, and L. de' Medici, *Chromium analogs of iron-based superconductors*, Phys. Rev. B **95**, 205118 (2017).
- [22] G. Cuono, C. Autieri, F. Forte, G. Busiello, M. T. Mercaldo, A. Romano, C. Noce, and A. Avella, *Optimizing the tight-binding parametrization of the quasi-one-dimensional superconductor $K_2Cr_3As_3$* , AIP Adv. **8**, 101312 (2018).
- [23] G. Cuono, C. Autieri, F. Forte, M. T. Mercaldo, A. Romano, A. Avella, and C. Noce, *A minimal tight-binding model for the quasi-one-dimensional superconductor $K_2Cr_3As_3$* , New J. Phys. **21**, 063027 (2019).
- [24] G. Cuono, F. Forte, A. Romano, X. Ming, J. Luo, C. Autieri, and C. Noce, *Intra-chain collinear magnetism and inter-chain magnetic phases in Cr_3As_3 -K-based materials*, Phys. Rev. B **103** (21), 214406 (2021).
- [25] G. Cuono, F. Forte, A. Romano, X. Ming, J. Luo, C. Autieri, and C. Noce, *Tuning interchain ferromagnetic instability in $A_2Cr_3As_3$ ternary arsenides by chemical pressure and uniaxial strain*, Phys. Rev. Materials **5**, 064402 (2021).
- [26] Y. Shen, Q. Wang, Y. Hao, B. Pan, Y. Feng, Q. Huang, L. W. Harriger, J. B. Leao, Y. Zhao, R. M. Chisnell, J. W. Lynn, H. Cao, J. Hu, and J. Zhao, *Structural and magnetic phase diagram of CrAs and its relationship with pressure-induced superconductivity*, Phys. Rev. B **93**, 060503 (2016).
- [27] Y. Wang, Y. Feng, J. G. Cheng, W. Wu, J. L. Luo, and T. F. Rosenbaum, *Spiral magnetic order and pressure-induced superconductivity in transition metal compounds*, Nat. Commun. **7**, 13037 (2016).
- [28] M. Matsuda, F. K. Lin, R. Yu, J.-G. Cheng, W. Wu, J. P. Sun, J. H. Zhang, P. J. Sun, K. Matsubayashi, T. Miyake, T. Kato, J.-Q. Yan, M. B. Stone, Q. Si, J. L. Luo, and Y. Uwatoko, *Evolution of magnetic double helix and quantum criticality near a dome of superconductivity in CrAs*, Phys. Rev. X **8**, 031017 (2018).
- [29] K. Sen, Y. Yao, R. Heid, A. Omoumi, F. Hardy, K. Willa, M. Merz, A. A. Haghighirad, and M. Le Tacon, *Raman scattering study of lattice and magnetic excitations in CrAs*, Phys. Rev. B **100**, 104301 (2019).
- [30] C. Y. Guo, M. Smidman, B. Shen, W. Wu, F. K. Lin, X. L. Han, Y. Chen, F. Wu, Y. F. Wang, W. B. Jiang, X. Lu, J. P. Hu, J. L. Luo, and H. Q. Yuan, *Evidence for triplet superconductivity near an antiferromagnetic instability in CrAs*, Phys. Rev. B **98**, 024520 (2018).
- [31] A. Nigro, P. Marra, C. Autieri, W. Wu, J. Cheng, J. Luo, and C. Noce, *Resistivity measurements unveil microscopic properties of CrAs*, EPL **125**, 57002 (2019).
- [32] L. Keller, J. S. White, M. Frontzek, P. Babkevich, M. A. Susner, Z. C. Sims, A. S. Sefat, H. M. Rønnow, and C. Rüegg, *Pressure dependence of the magnetic order in CrAs: A neutron diffraction investigation*, Phys. Rev. B **91**, 020409 (2015).
- [33] R. Khasanov, Z. Guguchia, I. Eremin, H. Luetkens, A. Amato, P. K. Biswas, C. Rüegg, M. A. Susner, A. S. Sefat, N. D. Zhigadlo, and E. Morenzoni, *Pressure-induced electronic phase separation of magnetism and superconductivity in CrAs*, Sci. Rep. **5**, 13788 (2015).
- [34] H. Kotegawa, S. Nakahara, R. Akamatsu, H. Tou, H. Sugawara, and H. Harima, *Detection of an unconventional superconducting phase in the vicinity of the strong first-order magnetic transition in CrAs using ^{75}As -nuclear quadrupole resonance*, Phys. Rev. Lett. **114**, 117002 (2015).
- [35] S. Park, S. Shin, S.-I. Kim, S. Kim, C.-K. Park, J. D. Thompson, and T. Park, *Tunable quantum critical point and detached superconductivity in Al-doped CrAs*, npj Quantum Mater. **4**, 49 (2019).
- [36] W. Wu, K. Liu, Y. Li, Z. Yu, D. Wu, Y. Shao, S. Na, G. Li, R. Huang, T. Xiang, and J. Luo, *Superconductivity in chromium nitrides $Pr_3Cr_{10-x}N_{11}$ with strong electron correlations*, Natl. Sci. Rev. **7**, 21 (2019).
- [37] M. Tinkham, *Effect of fluxoid quantization on transitions of superconducting films*, Phys. Rev. **129**, 2413 (1963).
- [38] J. Ketterson and S. Song, *Superconductivity* (Cambridge University Press, 1999), page 45.
- [39] S. Ullah and A. T. Dorsey, *Critical fluctuations in high-temperature superconductors and the Ettingshausen effect*, Phys. Rev. Lett. **65**, 2066 (1990).
- [40] S. Motojima and T. Higashi, *Deposition and hollow crystal growth of CrP and Cr_3P by CVD process*, J. Cryst. Growth **71**, 639 (1985).
- [41] L. X. Yang, Z. K. Liu, Y. Sun, H. Peng, H. F. Yang, T. Zhang, B. Zhou, Y. Zhang, Y. F. Guo, M. Rahn, D. Prabhakaran, Z. Hussain, S. K. Mo, C. Felser, B. Yan, and Y. L. Chen, *Weyl semimetal phase in the non-centrosymmetric compound TaAs*, Nat. Phys. **11**, 728 (2015).
- [42] Z. K. Liu, L. X. Yang, Y. Sun, T. Zhang, H. Peng, H. F. Yang, C. Chen, Y. Zhang, Y. F. Guo, D. Prabhakaran, M. Schmidt, Z. Hussain, S. K. Mo, C. Felser, B. Yan, and Y. L. Chen, *Evolution of the Fermi surface of Weyl semimetals in the transition metal pnictide family*, Nat. Mater. **15**, 27 (2016).
- [43] C. Tayran and M. Çakmak, *Electronic structure, phonon and superconductivity for WP 5d-transition metal*, J. Appl. Phys. **126**, 175103 (2019).
- [44] Y. Gao, P.-J. Guo, K. Liu, and Z.-Y. Lu, *$RRuB_2$ ($R = Y, Lu$), topological superconductor candidates with hourglass-type Dirac ring*, Phys. Rev. B **102**, 115137 (2020).
- [45] D.J. Campbell, J. Collini, J. Slawinska, C. Autieri, L. Wang, K. Wang, B. Wilfong, Y.S. Eo, P. Neves, D. Graf, E.E. Rodriguez, N.P. Butch, M. Buongiorno Nardelli, J. Paglione, *Topologically-driven linear magnetoresistance in helimagnetic FeP*, npj Quantum Mater. **6**, 38 (2021).
- [46] G. Kresse and J. Furthmüller, *Efficiency of ab-initio total energy calculations for metals and semiconductors using a plane-wave*

- basis set, *Comput. Mat. Sci.* **6**, 15 (1996).
- [47] G. Kresse and D. Joubert, *From ultrasoft pseudopotentials to the projector augmented-wave method*, *Phys. Rev. B* **59**, 1758 (1999).
- [48] W. Setyawan and S. Curtarolo, *High-throughput electronic band structure calculations: Challenges and tools*, *Comput. Mat. Sci.* **49**, 299 (2010).
- [49] M. Kawamura, *FermiSurfer: Fermi-surface viewer providing multiple representation schemes*, *Comput. Phys. Commun.* **239**, 197 (2019).
- [50] M. Kawamura, R. Akashi, and S. Tsuneyuki, *Anisotropic superconducting gaps in $\text{YNi}_2\text{B}_2\text{C}$: A first-principles investigation*, *Phys. Rev. B* **95**, 054506 (2017).
- [51] G. Grimaldi, A. Leo, A. Nigro, S. Pace, V. Braccini, E. Bellingeri, and C. Ferdeghini, *Angular dependence of vortex instability in a layered superconductor: the case study of $\text{Fe}(\text{Se},\text{Te})$ material*, *Sci. Rep.* **8**, 4150 (2018).
- [52] A. Aperis, P. Maldonado, and P. M. Oppeneer, *Ab initio theory of magnetic-field-induced odd-frequency two-band superconductivity in MgB_2* , *Phys. Rev. B* **92**, 054516 (2015).
- [53] G. Blatter, M. V. Feigel'man, V. B. Geshkenbein, A. I. Larkin, and V. M. Vinokur, *Vortices in high-temperature superconductors*, *Rev. Mod. Phys.* **66**, 1125 (1994).
- [54] A. I. Larkin and A. Varlamov, *Theory of Fluctuations in Superconductors* (Oxford University Press, 2005).
- [55] R. Ikeda, T. Ohmi, and T. Tsuneto, *Renormalized fluctuation theory of resistive transition in high-temperature superconductors under magnetic field*, *J. Phys. Soc. Jpn.* **58**, 1377 (1989).
- [56] R. Ikeda, T. Ohmi, and T. Tsuneto, *Renormalized superconducting fluctuations in magnetic field – Extrapolation to lower temperature*, *J. Phys. Soc. Jpn.* **59**, 1397 (1990).
- [57] S. Eley, M. Miura, B. Maiorov, and L. Civale, *Universal lower limit on vortex creep in superconductors*, *Nat. Mater.* **16**, 409 (2017).
- [58] P. A. Lee and S. R. Shenoy, *Effective dimensionality change of fluctuations in superconductors in a magnetic field*, *Phys. Rev. Lett.* **28**, 1025 (1972).
- [59] Z. Tešanović and A. V. Andreev, *Thermodynamic scaling functions in the critical region of type-II superconductors*, *Phys. Rev. B* **49**, 4064 (1994).
- [60] J. S. Urbach, L. W. Lombardo, W. R. White, M. R. Beasley, and A. Kapitulnik, *Resistive and thermodynamic transitions of a two-dimensional superconductor in a magnetic field*, *J. Phys. C* **219**, 93 (1994).
- [61] A. V. Nikulov, D. Yu. Remisov, and V. A. Oboznov, *Absence of the transition into Abrikosov vortex state of two-dimensional type-II superconductor with weak pinning*, *Phys. Rev. Lett.* **75**, 2586 (1995).
- [62] M. H. Theunissen and P. H. Kes, *Resistive transitions of thin film superconductors in a magnetic field*, *Phys. Rev. B* **55**, 15183 (1997).
- [63] U. Welp, S. Fleshler, W. K. Kwok, R. A. Klemm, V. M. Vinokur, J. Downey, B. Veal, and G. W. Crabtree, *High-field scaling behavior of thermodynamic and transport quantities of $\text{YBa}_2\text{Cu}_3\text{O}_{7-\delta}$ near the superconducting transition*, *Phys. Rev. Lett.* **67**, 3180 (1991).
- [64] R. Menegotto Costa, P. Pureur, L. Ghivelder, J. A. Campá, and I. Rasines, *Gaussian, three-dimensional-XY, and lowest-Landau-level scalings in the low-field fluctuation magnetoconductivity of $\text{Bi}_2\text{Sr}_2\text{CaCu}_2\text{O}_8$* , *Phys. Rev. B* **56**, 10836 (1997).
- [65] R. M. Costa, P. Pureur, M. Gusmão, S. Senoussi, and K. Behnia, *Fluctuation magnetoconductivity in $\text{YBa}_2\text{Cu}_3\text{O}_7$: Gaussian, three-dimensional XY, beyond three-dimensional XY, and lowest-Landau-level scaling*, *Phys. Rev. B* **64**, 214513 (2001).
- [66] I. Pallecchi, C. Fanciulli, M. Tropeano, A. Palenzona, M. Ferretti, A. Malagoli, A. Martinelli, I. Sheikin, M. Putti, and C. Ferdeghini, *Upper critical field and fluctuation conductivity in the critical regime of doped SmFeAsO* , *Phys. Rev. B* **79**, 104515 (2009).
- [67] S. Pandya, S. Sherif, L. S. S. Chandra, and V. Ganesan, *Resistive broadening in sulfur doped FeTe* , *Supercond. Sci. Technol.* **23**, 075015 (2010).
- [68] S. Pandya, S. Sherif, L. S. S. Chandra, and V. Ganesan, *Magneto-transport studies of $\text{FeSe}_{0.9-x}\text{M}_x$ ($\text{M} = \text{Si}, \text{Sb}$)*, *Supercond. Sci. Technol.* **24**, 045011 (2011).
- [69] P. Marra, A. Nigro, Z. Li, G. F. Chen, N. L. Wang, J. L. Luo, and C. Noce, *Paraconductivity of the K-doped SrFe_2As_2 superconductor*, *New J. Phys.* **14**, 043001 (2012).
- [70] F. Hardy, L. Doussoulin, T. Klein, M. He, A. Demuer, R. Willa, K. Willa, A.-A. Haghighirad, T. Wolf, M. Merz, C. Meingast, and C. Marcenat, *Vortex-lattice melting and paramagnetic depairing in the nematic superconductor FeSe* , *Phys. Rev. Research* **2**, 033319 (2020).
- [71] A. E. Koshelev, K. Willa, R. Willa, M. P. Smylie, J.-K. Bao, D. Y. Chung, M. G. Kanatzidis, W.-K. Kwok, and U. Welp, *Melting of vortex lattice in the magnetic superconductor $\text{RbEuFe}_4\text{As}_4$* , *Phys. Rev. B* **100**, 094518 (2019).
- [72] D. B. Liarte, S. Posen, M. K. Transtrum, G. Catelani, M. Lieve, and J. P. Sethna, *Theoretical estimates of maximum fields in superconducting resonant radio frequency cavities: stability theory, disorder, and laminates*, *Supercond. Sci. Technol.* **30**, 033002 (2017).
- [73] E. M. Forgan, S. J. Levett, P. G. Kealey, R. Cubitt, C. D. Dewhurst, and D. Fort, *Intrinsic behavior of flux lines in pure niobium near the upper critical field*, *Phys. Rev. Lett.* **88**, 167003 (2002).
- [74] G. P. Mikitik and E. H. Brandt, *Peak effect, vortex-lattice melting line, and order-disorder transition in conventional and high- T_c superconductors*, *Phys. Rev. B* **64**, 184514 (2001).
- [75] G. P. Mikitik and E. H. Brandt, *Vortex-glass transitions in low- T_c superconducting Nb thin films and Nb/Cu superlattices*, *Phys. Rev. B* **71**, 144522 (2005).
- [76] C. K. H. Borg, X. Zhou, C. Eckberg, D. J. Campbell, S. R. Saha, J. Paglione, and E. E. Rodriguez, *Strong anisotropy in nearly ideal tetrahedral superconducting FeS single crystals*, *Phys. Rev. B* **93**, 094522 (2016).
- [77] R. Yamamoto, Y. Yanagita, T. Namaizawa, S. Komuro, T. Furukawa, T. Itou, and R. Kato, *Dimensionality of superconductivity in the layered organic material $\text{EtMe}_3\text{P}[\text{Pd}(\text{dmit})_2]_2$ under pressure*, *Phys. Rev. B* **97**, 224502 (2018).
- [78] Y. Sun, T. Yamada, S. Pyon, and T. Tamegai, *Structural-transition-induced quasi-two-dimensional Fermi surface in FeSe* , *Phys. Rev. B* **94**, 134505 (2016).