

Comment on ‘Phase transition in a network model of social balance with Glauber dynamics’

Krzysztof Malarz^{*} and Krzysztof Kułakowski[†]

AGH University of Science and Technology, Faculty of Physics and
Applied Computer Science, al. Mickiewicza 30, 30-059 Kraków, Poland
(Dated: April 3, 2024)

In a recent work [R. Shojaei *et al*, Physical Review E **100**, 022303 (2019)] the Authors calculate numerically the critical temperature T_c of the balanced-imbalanced phase transition in a fully connected graph. According to their findings, T_c decreases with the number of nodes N . Here we calculate the same critical temperature using the heat-bath algorithm. We show that T_c increases with N as N^γ , with γ close to 0.5 or 1.0. This value depends on the initial fraction of positive bonds.

The concept of structural balance (Heider balance) is well established in social psychology, and it has counterparts in computational science, in particular in simulations on networks [1]. Sites $i = 1, \dots, N$ in a network represent actors, and bonds $x_{ij} = x_{ji}$ represent relations between them. For friendly relations $x_{ij} = +1$, and for hostile ones $x_{ij} = -1$. In each balanced state $x_{ij}x_{jk}x_{ki} = +1$ for each triad ijk . Departures from the balanced state are usually calculated *via* the mean value of the product $x_{ij}x_{jk}x_{ki}$. The evolution should drive the network towards balance, and various algorithms have been designed with this purpose [1, 2].

Recently the problem has been treated with methods of equilibrium statistical mechanics, with the mean value of $x_{ij}x_{jk}x_{ki}$ as energy U [3–5]. In particular, the critical temperature T_c has been calculated numerically for the balanced-imbalanced phase transition. For $T < T_c$ the energy U is close to -1 , while above T_c its value is near zero. Our comment is on the dependence of T_c on the system size N . In Ref. 5, this dependence is shown on Figure 6a; there, U is presented as function of thermodynamic beta $\beta = 1/T$ for different values of N . When N increases, the jump of U from zero down to -1 is shown for larger values of β ; this means that T_c decreases with N .

The results of Ref. 5 are obtained with the Glauber dynamics. Below we present results of our simulations of $T_c(N)$ with using the heat-bath algorithm. The time evolution of a link $x_{ij}(t)$ is given by the rule

$$x_{ij}(t+1) = \begin{cases} +1 & \text{with probability } p_{i,j}(t), \\ -1 & \text{with probability } [1 - p_{i,j}(t)], \end{cases} \quad (1a)$$

where $p_{i,j}(t)$ is given as

$$p_{i,j}(t) = \frac{\exp[\xi_{i,j}(t)/T]}{\exp[\xi_{i,j}(t)/T] + \exp[-\xi_{i,j}(t)/T]} \quad (1b)$$

and

$$\xi_{i,j}(t) = \sum_{k \neq i,j} x_{ik}(t)x_{kj}(t). \quad (1c)$$

Equation (1) is applied synchronously to all edges.

Below we show that the critical temperature T_c depends on the density ρ_0 of positive bonds at $t = 0$ as

$$T_c(N; \rho_0) \propto N^{\gamma(\rho_0)} \quad (2a)$$


where

$$\gamma(\rho_0) \approx \begin{cases} \frac{1}{2} & \text{for } |\rho_0 - \frac{1}{2}| < 0.1, \\ 1 & \text{for } |\rho_0 - \frac{1}{2}| > 0.1. \end{cases} \quad (2b)$$

Summarizing our numerical results, the data shown in Figures 1 and 2 indicate that the critical temperature T_c increases with the system size N . Namely, $T_c \propto N^\gamma$, where $\gamma > 0$. The exponent γ depends on the initial fraction ρ_0 of positive links. Within the numerical accuracy, the results on T_c are symmetric with respect to $\rho_0 = 0.5$, *i.e.* $\gamma(\rho_0) = \gamma(1 - \rho_0)$ —see Table I. This symmetry is due to the fact that both two positive and two negative bonds x_{jk} and x_{ki} contribute to a positive value of x_{ij} in the next time step. Once there is an excess of bonds of a given sign (plus or minus), in the next step positive bonds prevail. This is shown in Figure 3, where the density ρ of positive bonds tends to 1, if only its initial value is not too close to 0.5. (The latter case is discussed later in the text.) Further, if the mean value of x_{ij} is different from zero, adding a n -th node enhances the effective field ξ_{ij} by $x_{in}x_{nj}$, which is more often positive, and therefore the critical temperature increases linearly with the system size.

The case when the mean value of x_{ij} is close to zero ($\rho_0 \approx 0.5$) is different. Our numerical results show that $\rho = 0.5$ is a stable fixed point of the time evolution. This is because near this point the product $x_{ik}x_{kj}$ is positive or negative with equal probabilities, the values of ξ_{ij} oscillate around zero, and the mean value of $p_{ij}(t)$ is 0.5; hence $x_{ij} = \pm 1$ with the same probabilities also in the next time step. Then the absolute value of the mean local

^{*}  0000-0001-9980-0363; malarz@agh.edu.pl

[†]  0000-0003-1168-7883; kulakowski@fis.agh.edu.pl

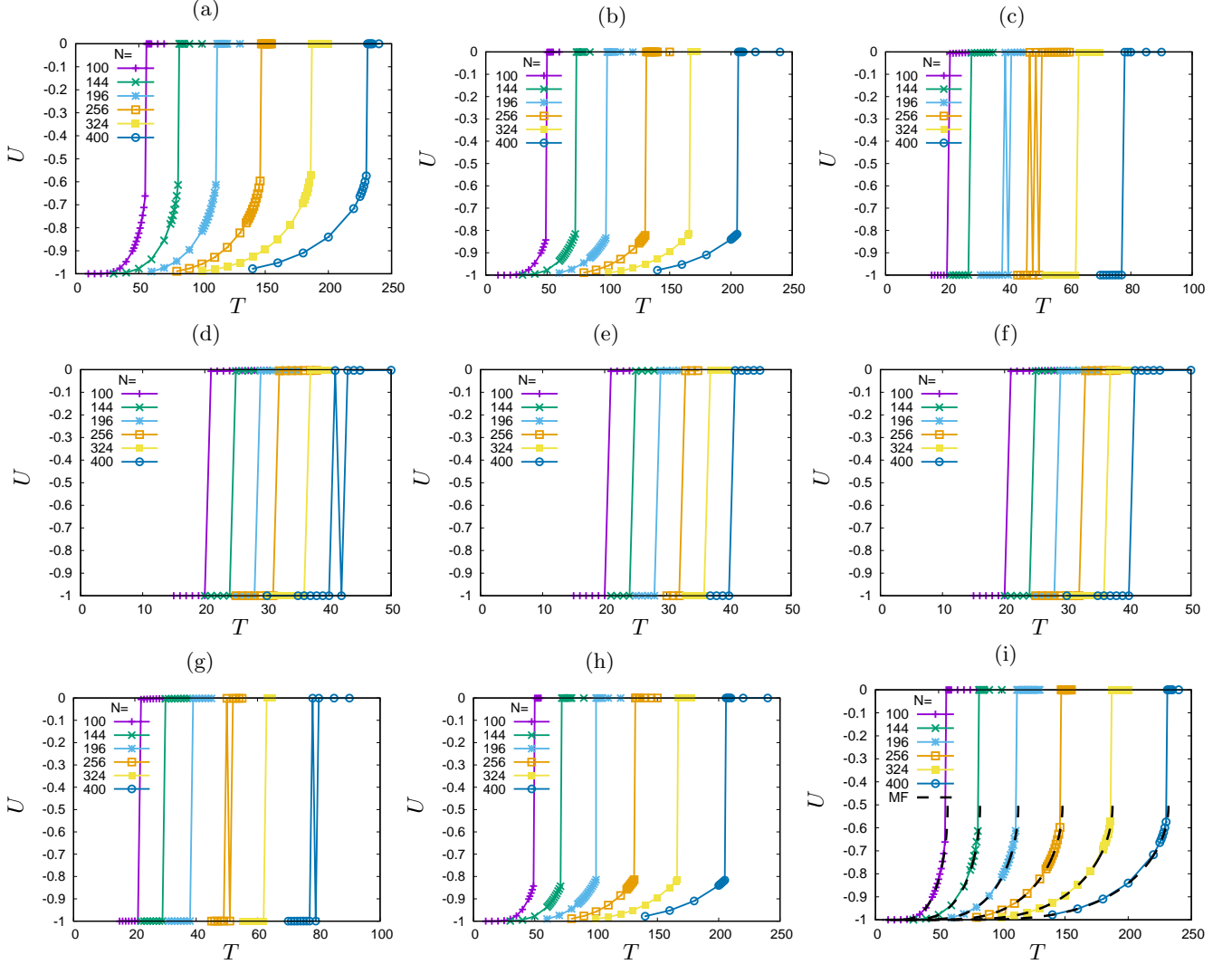


FIG. 1: (Color online). System energy $U = -\sum x_{ij}x_{jk}x_{ki}/\binom{N}{3}$ dependence on temperature T for various system size N and various initial concentration ρ_0 of positive bonds: (a) $\rho_0 = 0$, (b) $\rho_0 = 0.2$, (c) $\rho_0 = 0.4$, (d) $\rho_0 = 0.45$, (e) $\rho_0 = 0.5$, (f) $\rho_0 = 0.55$, (g) $\rho_0 = 0.6$, (h) $\rho_0 = 0.8$, (i) $\rho_0 = 1$. In Figure 1i the dashed black lines show mean-field approximation results for $\rho_0 = 1$ based on Ref. 3. For each value of N , the mean-field results coincide with those from our simulations.

TABLE I: Exponent γ and its uncertainty $u(\gamma)$ as dependent on initial density ρ_0 of positive bonds.

ρ_0	0.0	0.1	0.2	0.3	0.4	0.45	0.5	0.55	0.6	0.7	0.8	0.9	1.0
γ	1.0210	1.0210	1.0208	1.010	0.983	0.487	0.49155	0.48672	0.958	1.017	1.0208	1.0210	1.0210
$u(\gamma)$	0.0032	0.0032	0.0069	0.015	0.029	0.014	0.00044	0.00096	0.020	0.010	0.0088	0.0032	0.0032

field ξ_{ij} should be evaluated from the standard deviation of its distribution. The latter increases with N as \sqrt{N} .

These arguments find support also when we compare the results of Figure 2a with the data in Figure 3a. The temperature $T = 20$ is lower than the critical temperatures for all values of ρ_0 . As we argued above, the case $\rho = 0.5$ is a fixed point, yet except for this value, all curves $\rho(t)$ tend to 1.0. On the contrary, $T = 120$ is

higher than T_c for ρ_0 between 0.25 and 0.75, and $\rho(t)$ tend to 0.5 precisely for these cases (Figure 3b). This is an indication, that for $T > T_c$ the thermal noise restores the symmetry of the distribution of x_{ij} around zero.

The state with $\rho = 0.5$ is absorbing, what can be demonstrated in the following thought experiment. We start the system at low temperature (below T_c) and $\rho_0 = 0.8$. As shown in Figure 3a, the density ρ increases

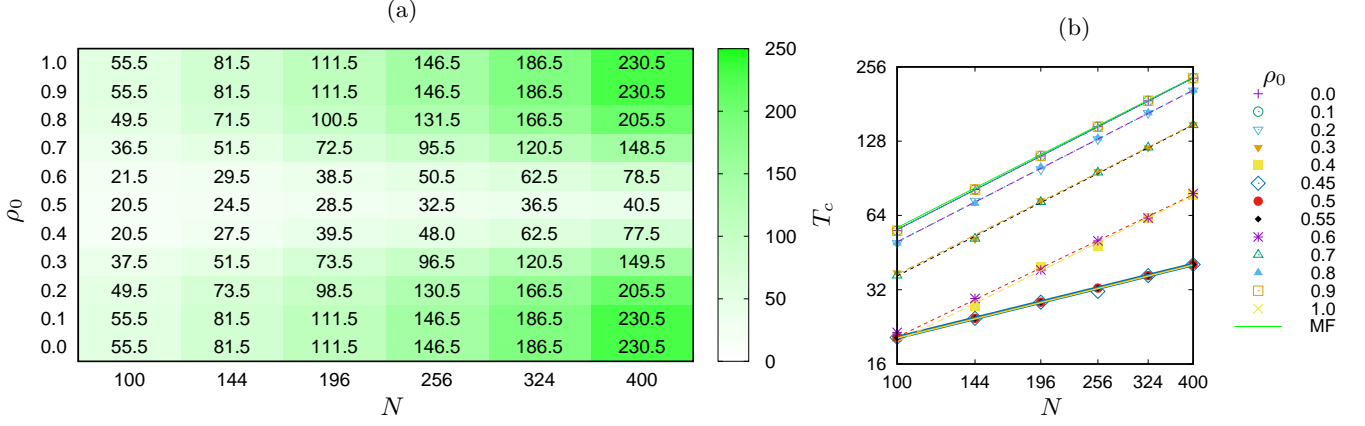


FIG. 2: (Color online). Critical temperature T_c for various initial concentration of positive bonds and various system size N . (a) $T_c(N; \rho_0)$, (b) $T_c(N)$. In Figure 2b the solid green line shows mean-field approximation results for $T_c(N; \rho_0 = 1)$ [3].

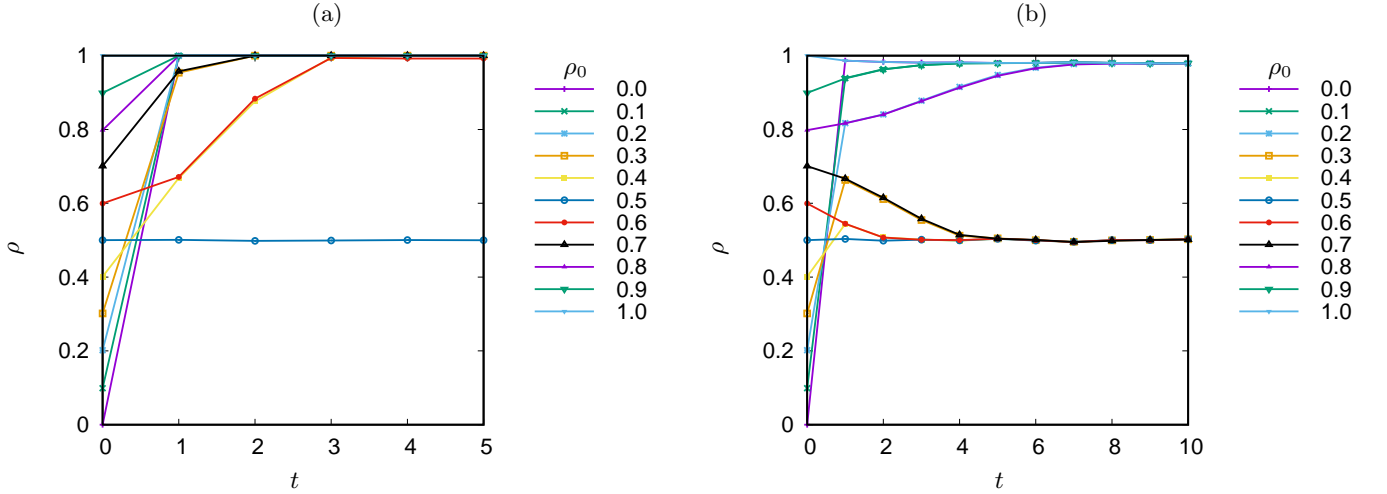


FIG. 3: Time evolution of density $\rho(t)$ of positive links for $N = 256$, (a) $T = 20$, (b) $T = 120$.

to almost one. Then we heat the system above T_c , which is high (Figure 2). In these conditions ρ tends to 0.5. To reach the balanced state, we have to cool the system down below the critical temperature, which is lower now. Yet further manipulations with temperature do not modify the density ρ , which remains equal to 0.5.

The increase of T_c with N is confirmed also in Ref. 3 by simulations with the heat-bath algorithm for $\rho_0 = 1$, (*i.e.* in the vicinity of Heider's paradise; Table 1 there) and by the crude mean-field approximation yielding $T_c \approx (N - 2)/1.71649$.

Main point of this comment is that the increase of T_c with N reported above is in contradiction with the result of Ref. 5. The origin of this contradiction is that the Authors of Ref. 5 have used the energy per a triad. Roughly, they divided the total energy by N^3 , as in their Eq. (1). The point is that to calculate the Monte Carlo probabilities they used the same rescaled energy (their Eq. (2)). Accordingly, their critical temperature is rescaled

in the same way. This choice of scale is different from the appropriate Monte Carlo approach [6, p. 8], where a non-normalized energy is used. We note that in our Equation (1) the probabilities are calculated without the normalization.

In our approach the system Hamiltonian [4, 7] is

$$\mathcal{H} = - \sum_{i,j>i,k>j} x_{ij}x_{ik}x_{jk}, \quad (3)$$

what corresponds to links updating scheme given in Equation (1). Manipulation in additional factors in Equation (3) must lead to change of critical temperature T_c . Note, that in the classical Ising model on square lattice the Hamiltonian

$$\mathcal{H} = -J \sum_{i,j>i} s_i s_j, \quad (4)$$

where spin variables $s_i = \pm 1$, yields $T_c \approx 2.27$ but only when temperature is expressed in J/k_B units, what is

usually achieved by setting both, the coupling constant J and the Boltzmann constant k_B equal to unity. In other words, setting $J \neq 1$ redefine (critical) temperature by a factor of J , and the same effect should be observed here for manipulation with Hamiltonian (3).

The rescaling of energy used in Ref. 5 might be convenient unless the thermal properties are calculated against the system size. As such, it has been also used in literature [8]. However, if used to calculate $T_c(N)$, this rescaling changes the results. When discussing, which form of energy is more appropriate, one should take into account the character of the simulated process. Here we discuss the social process of a removal of the structural imbalance, as described by Fritz Heider in 50's. In our opinion, in this case the rescaling used in [5] is incorrect.

The argument is as follows. Provided that a change of relation is to be decided by Alice towards Bob, how important is the number of other agents in the whole network? In a simplest case, there are at most two other agents, say Charlie and Denis. For $N = 3$, what only matters for Alice is the product of actual relation between her and Charlie, multiplied by the relation among Charlie and Bob. For $N = 4$, what does matter is also a product of relation between Alice and Denis, multiplied by the relation between Denis and Bob. Now, the issue is:

should the influence of Charlie and Denis be the sum of contributions of Charlie and Denis, or rather the average of these contributions? In other words, is the energy U relevant for this social process additive, or not? Are two persons more influential than one? Our opinion that two agents are more influential is consistent with classical sociological experiments [9] and with current sociophysical theories [10].

On the other hand, we do not claim that the updating scheme is irrelevant for the outcome of the Monte Carlo simulations. We agree that its influence could be a matter of a careful discussion in the context of particular aspects of the social process and its measurement. The importance of the updating has been demonstrated in social simulations [11]. Moreover, the unifying Galam scheme [12] for opinion dynamics predicts various critical temperatures T_c if Metropolis or Glauber dynamics is applied [13]. Yet the choice of the updating scheme cannot change the character—increasing or decreasing—of the critical temperature dependence on the system size.

ACKNOWLEDGMENTS

The authors are grateful to Pouya Manshour and Afshin Montakhab for helpful comments.

-
- [1] T. Antal, P. L. Krapivsky, and S. Redner, “Dynamics of social balance on networks,” *Physical Review E* **72**, 036121 (2005).
 - [2] K. Malarz, M. Wołoszyn, and K. Kułakowski, “Towards the Heider balance with a cellular automaton,” *Physica D* **411**, 132556 (2020).
 - [3] K. Malarz and J. A. Holyst, “Comment on ‘Mean-field solution of structural balance dynamics in nonzero temperature’,” (2020), [arXiv:1911.13048](#).
 - [4] F. Rabbani, A. H. Shirazi, and G. R. Jafari, “Mean-field solution of structural balance dynamics in nonzero temperature,” *Physical Review E* **99**, 062302 (2019).
 - [5] R. Shojaei, P. Manshour, and A. Montakhab, “Phase transition in a network model of social balance with Glauber dynamics,” *Physical Review E* **100**, 022303 (2019).
 - [6] M. E. J. Newman and G. T. Barkema, *Monte Carlo Methods in Statistical Physics* (Oxford UP, Oxford, 1999).
 - [7] T. Antal, P. L. Krapivsky, and S. Redner, “Dynamics of social balance on networks,” *Physical Review E* **72**, 036121 (2005).
 - [8] S. A. Marvel, S. H. Strogatz, and J. M. Kleinberg, “Energy landscape of social balance,” *Physical Review Letters* **103**, 198701 (2009).
 - [9] S. E. Asch, “Opinions and social pressure,” *Scientific American* **193**, 31–35 (1955).
 - [10] K. Sznajd-Weron, J. Sznajd, and T. Weron, “A review on the Sznajd model—20 years after,” *Physica A* **565**, 125537 (2021).
 - [11] S. Galam and A. C. R. Martins, “Two-dimensional Ising transition through a technique from two-state opinion-dynamics models,” *Physical Review E* **91**, 012108 (2015).
 - [12] S. Galam, “Unifying local dynamics in two-state spin systems,” (2004), [arXiv:cond-mat/0409484 \[cond-mat.dis-nn\]](#).
 - [13] A. O. Sousa, K. Malarz, and S. Galam, “Reshuffling spins with short range interactions: When sociophysics produces physical results,” *International Journal of Modern Physics C* **16**, 1507–1517 (2005).