

# Probing light-driven quantum materials with ultrafast resonant inelastic X-ray scattering

Matteo Mitrano<sup>1</sup> and Yao Wang<sup>2</sup>

<sup>1</sup>*Department of Physics, Harvard University, Cambridge, Massachusetts 02138, USA\**

<sup>2</sup>*Department of Physics and Astronomy, Clemson University, Clemson, South Carolina 29631, USA<sup>†</sup>*

(Dated: October 4, 2021)

## Abstract

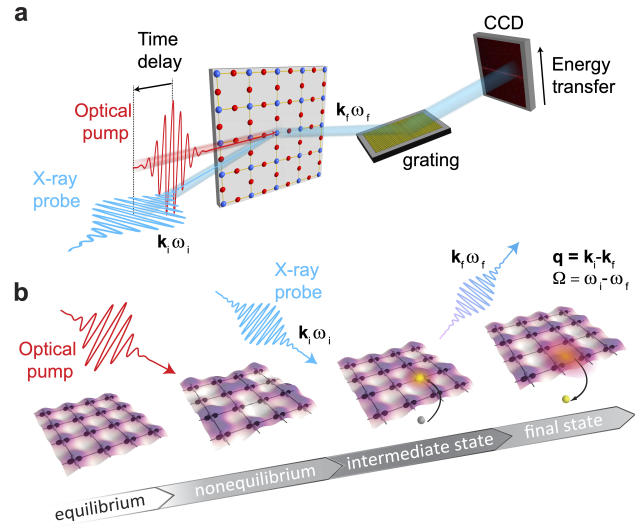
Ultrafast optical pulses are an increasingly important tool for controlling quantum materials and triggering novel photo-induced phase transitions. Understanding these dynamic phenomena requires a probe sensitive to spin, charge, and orbital degrees of freedom. Time-resolved resonant inelastic X-ray scattering (trRIXS) is an emerging spectroscopic method, which responds to this need by providing unprecedented access to the finite-momentum fluctuation spectrum of photoexcited solids. In this Perspective, we briefly review state-of-the-art trRIXS experiments on condensed matter systems, as well as recent theoretical advances. We then describe future research opportunities in the context of light control of quantum matter.

## I. INTRODUCTION

Understanding and controlling quantum materials — material systems exhibiting quantum-mechanical effects over wide energy and length scales<sup>1</sup> — is a central challenge in modern condensed matter physics. Over the last two decades, ultrafast lasers have had a tremendous impact on quantum materials research and provided a novel route to on-demand engineering of their electronic and structural properties. They have not only allowed for tuning well-known states of matter far from equilibrium, e.g. magnetism<sup>2–6</sup>, charge/spin order<sup>7–11</sup>, and ferroelectricity<sup>12–14</sup>, but also led to novel dynamical phenomena, such as transient superconductivity<sup>15–18</sup> and Floquet topological phases<sup>19–21</sup>.

In nonequilibrium experiments, a sample is typically excited by a pump pulse and monitored by a subsequent probe. Interpreting the properties of a photoexcited material, especially when different instabilities are intertwined, requires precise knowledge of how the lattice, band structure, and collective fluctuations respond to the pump. To meet these needs, the ultrafast community developed ultrafast X-ray and electron diffraction for monitoring the crystal lattice<sup>24–27</sup> and time- and angle-resolved photoemission (trARPES) for probing the electronic structure<sup>7,9,28</sup>. On the other hand, light-driven collective excitations are commonly investigated with ultrafast optical methods<sup>29–31</sup>, which however cannot probe their dispersion in reciprocal space due to the negligible momentum of optical photons. This implies that the microscopic distribution of nonequilibrium fluctuations in quantum materials is largely inaccessible to most existing experimental methods.

Time-resolved resonant inelastic X-ray scattering (trRIXS) is a momentum-resolved spectroscopy aimed to interrogate nonequilibrium collective modes, which has been recently enabled by the development of femtosecond X-ray free electron lasers (XFELs)<sup>32,33</sup>. As shown in Fig. 1a, trRIXS probes nonequilibrium dynamics by



**FIG. 1. Basics of a time-resolved resonant inelastic X-ray scattering (trRIXS) experiment.** **a** A material is driven out of equilibrium by an ultrafast optical pump and then probed with short, delayed X-ray pulses with energy and momentum ( $\mathbf{k}_i, \omega_i$ ) — resonantly tuned to a specific absorption edge — which are scattered off the sample with energy and momentum ( $\mathbf{k}_f, \omega_f$ ). The scattered photon energy is resolved by spatially separating different spectral components onto a charge-coupled device (CCD) detector with either a diffraction grating or a crystal analyzer. **b** Time-dependent sequence of the trRIXS process. Adapted with permission from Ref. 22 Copyrighted by the American Physical Society.

scattering ultrashort X-ray pulses tuned to a characteristic atomic absorption edge. Once the incoming X-ray photon is absorbed, the pump-excited material transitions to an intermediate state in which a core-level electron is transferred to (or above) the valence orbitals. Within a few fs, the highly unstable intermediate state decays and a valence electron fills the core hole by emitting a X-ray photon (see Fig. 1b). The scattered X-

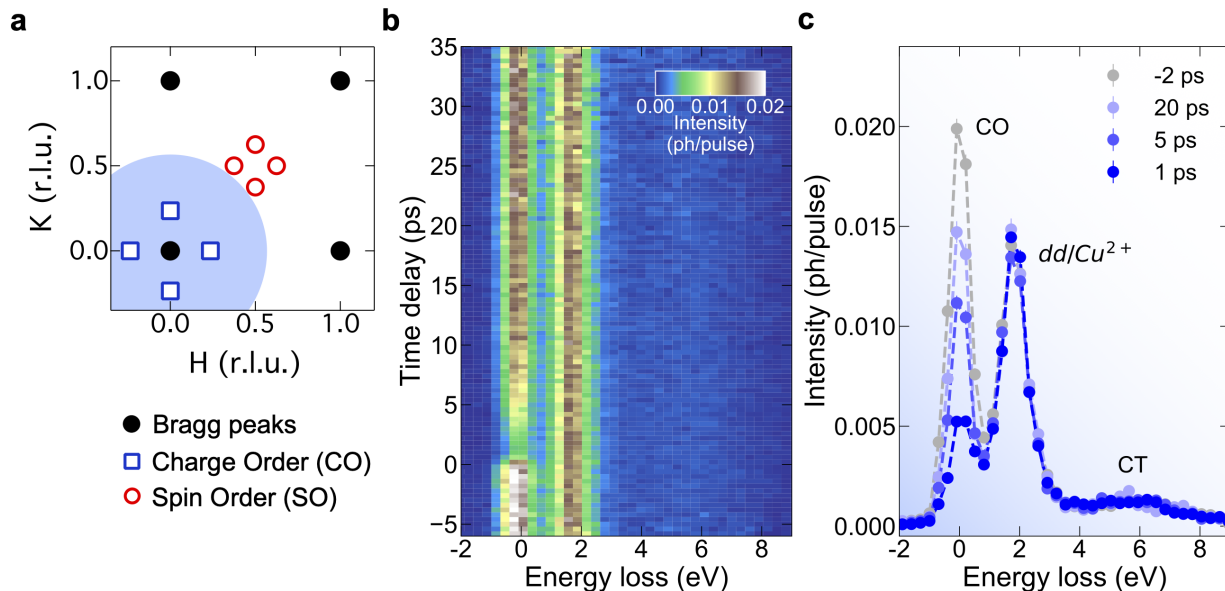


FIG. 2. **Charge order melting in  $\text{La}_{2-x}\text{Ba}_x\text{CuO}_4$ .** **a** Reciprocal space map of structural Bragg peaks, charge order (CO) and spin order (SO) peaks in  $\text{La}_{2-x}\text{Ba}_x\text{CuO}_4$ . The blue area represents the maximum momentum transfer achievable at the Cu  $L$ -edge (931 eV). The location of peaks in momentum space is denoted by the Miller indices ( $H, K, L$ ) and expressed in reciprocal lattice units (r.l.u.). **b** Time-resolved resonant inelastic X-ray scattering (trRIXS) spectra of photoexcited  $\text{La}_{1.875}\text{Ba}_{0.125}\text{CuO}_4$  at  $Q_{\text{CO}} = (0.236, 0, 1.5)$  r.l.u. at the Cu  $L$ -edge for variable pump-probe time delay. **c** trRIXS spectra for a selection of time delays showing a prompt melting of the CO, while higher energy features of the inelastic spectrum, e.g.  $dd$  excitations/ $\text{Cu}^{2+}$  emission and charge transfer (CT) excitations, remain unaffected. Error bars represent Poisson counting uncertainties. Adapted with permission from Ref. 23.

rays are then analyzed in both momentum and energy, yielding information about the pump-induced collective dynamics. The resonance condition greatly enhances the RIXS cross section, but the many-body interactions in the intermediate state are what really makes trRIXS sensitive to a wide variety of charge, orbital, and spin excitations of the valence electrons<sup>34,35</sup>.

In this Perspective, we survey recent experimental and theoretical progress in trRIXS. Then, we outline future research opportunities emerging from these new spectroscopic capabilities. While trRIXS will have a tremendous cross-disciplinary impact, ranging from chemistry<sup>36–38</sup> to condensed matter physics, here we specifically focus on quantum materials' research.

## II. A UNIQUE EXPERIMENTAL TOOL

The Stanford Linac Coherent Light Source (LCLS) has been at the forefront in developing trRIXS capabilities in both the soft and hard X-ray regime<sup>32,33</sup>. Over the last five years, these developments motivated a variety of experiments focused on probing nonequilibrium correlations in light-driven quantum materials, especially in connection to the problem of high- $T_c$  superconductivity.

Key challenges in the physics of high- $T_c$  superconductors are understanding the relationship between superconductivity and other low-temperature instabilities, as

well as devising routes to further enhance  $T_c$ . In the case of copper oxides, while superconductivity appears upon doping, hole-like carriers also form unidirectional charge (and sometimes spin) order (CO) modulations close to 1/8 doping and at temperatures above the superconducting  $T_c$ , which result in diffraction peaks at a finite momentum  $Q_{\text{CO}}$ <sup>39–45</sup>.

Experimental and theoretical evidence suggest indeed that these two phases interplay and often compete<sup>41,47,48</sup>. Furthermore, ultrafast optical pulses have been found to enhance superconductivity while melting charge order correlations<sup>15–17,49–51</sup>, and vice versa<sup>52</sup>. Understanding how light affects the balance between these two phases and their collective dynamics with the aim of further optimizing superconductivity requires measuring the transient inelastic charge spectrum.

To this end, a recent trRIXS experiment at the Cu  $L$ -edge investigated the light-induced charge order dynamics of the prototypical stripe-ordered cuprate  $\text{La}_{2-x}\text{Ba}_x\text{CuO}_4$  (see Fig. 2a)<sup>23,53</sup>. trRIXS spectra clearly show that 1.55-eV photons, which transiently enhance interlayer superconducting tunneling<sup>49,54</sup>, also deplete the quasielastic charge order peak at  $Q_{\text{CO}}$  (see Fig. 2b-c). Unlike conventional charge density waves<sup>55</sup>, the CO is found to undergo a sudden light-induced sliding motion<sup>53</sup> and exhibit an exponential recovery dominated by yet unobserved diffusive fluctuations at the sub-meV scale<sup>23</sup>. By applying a similar approach to other copper oxides such as  $\text{YBa}_2\text{Cu}_3\text{O}_{7-\delta}$  and

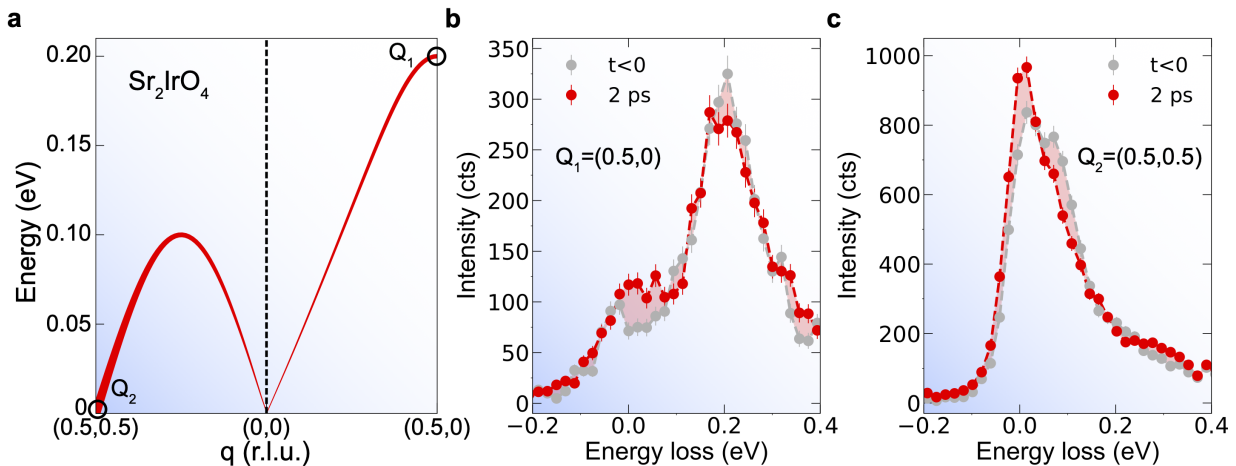


FIG. 3. **Driven magnetic excitations in  $\text{Sr}_2\text{IrO}_4$ .** **a** Dispersion of the in-plane pseudospin excitation spectrum in  $\text{Sr}_2\text{IrO}_4$  as function of momentum transfer  $q$ . Black circles correspond to momentum transfer points shown in the other two panels. **b-c** Ir  $L$ -edge (11.215 keV) time-resolved resonant inelastic X-ray scattering (trRIXS) snapshots of the pseudospin excitations excited with a 620 meV pump pulse at negative time delay  $t$  (grey) and after 2 picoseconds (red) at momentum transfer  $\mathbf{Q}_1 = (0.5, 0)$  and  $\mathbf{Q}_2 = (0.5, 0.5)$  reciprocal lattice units (r.l.u.). The intensity is measured in counts (cts), while error bars represent Poisson counting uncertainties. The light-induced spectral weight change is highlighted by a red shading. Adapted with author's permission from Ref. 46

$\text{Nd}_{1+x}\text{Ba}_{2-x}\text{Cu}_3\text{O}_{7-\delta}$ <sup>56</sup>, we expect trRIXS to provide new insights about the broader dynamical relationship between charge order and superconductivity.

Aside from charge dynamics, spin fluctuations (particularly near the antiferromagnetic wavevector  $\mathbf{Q}_{\text{AF}} = (0.5, 0.5)$  r.l.u.) are believed to participate to the superconducting pairing<sup>57–62</sup>. Thus, their optical excitation is a promising route to manipulate nonequilibrium superconductivity. Being sensitive to spin degrees of freedom through the intermediate state, trRIXS is the only available method for measuring the transient magnetic excitation spectrum as a function of momentum. Pioneering experiments provided a first glimpse of light-induced spin dynamics in a Mott insulator<sup>46,63</sup>. Unlike Cu  $L$ -edge X-rays (see Fig. 2a), photons at the  $L$ -edge of  $5d$  transition metals carry enough momentum to fully map magnetic fluctuations throughout the Brillouin Zone (see Fig. 3a). Among the  $5d$  materials, iridates ( $\text{Sr}_{n+1}\text{Ir}_n\text{O}_{3n+1}$ ) are particularly interesting analogues of copper oxides. These compounds may give rise to unconventional superconductivity upon doping<sup>64,65</sup>, with pseudospin fluctuations (due to spin-orbit coupling) playing the same role as spins in cuprates. Driving onsite orbital excitations with infrared pump pulses resulted in a significant spectral weight reshaping of pseudospin excitations at the high symmetry points  $\mathbf{Q}_1 = (0.5, 0)$  and  $\mathbf{Q}_2 = (0.5, 0.5)$  reciprocal lattice units (r.l.u.) (see Fig. 3b-c)<sup>46,63</sup>. These first snapshots of light-stimulated magnetic excitations at the Ir  $L$ -edge show that optical pump pulses with a near-zero momentum transfer have profound influence on the finite-momentum spin dynamics of quantum materials throughout the Brillouin zone.

These experiments, along with further studies of or-

bital excitations<sup>66,67</sup>, demonstrate how trRIXS provides simultaneous access to charge, spin, and orbital degrees of freedom far from equilibrium. Its sensitivity to collective fluctuations at large momenta fills a long-standing gap in time-resolved experiments and makes trRIXS a unique tool to advance our microscopic understanding of light-driven phenomena in quantum materials.

### III. AN EVOLVING THEORETICAL FRAMEWORK

A fundamental need for current and future trRIXS research lies in calculating the cross-section and predicting the many-body response of photoexcited quantum materials. Unlike other spectroscopies (e.g. trARPES, and non-resonant light/x-ray scattering)<sup>68–71</sup>, the RIXS process involves a four-time correlation function, due to the presence of the resonant intermediate state<sup>22,72</sup>. While this complexity entails modeling and numerical challenges, it is precisely the intermediate state dynamics which makes RIXS sensitive to a wide variety of collective excitations. Moreover, these excitations encode high-order correlations beyond the linear response, and thus play a crucial role in emergent phenomena with strong quantum fluctuations.

If the intermediate state is assumed to last for a negligibly short time [ultrashort core-hole lifetime (UCL) approximation], the dominant contribution to the equilibrium RIXS spectrum comes from the dynamical structure factors.<sup>34,73–75</sup> For this reason, early theories of trRIXS focused on calculating charge and spin structure factors in correlated electron models driven out

of equilibrium<sup>69,76</sup>. For example, an early simulation of a one-dimensional Mott insulator excited by a realistic below-gap pump pulse found evidence of light-induced Floquet replicas in both the spin and charge response. Different from an ideal Floquet picture, these light-engineered excitations persisted and evolved after the pump pulse<sup>69</sup>, thus indicating that light pulses are conducive to emergent Floquet dynamics at finite momentum.

While these results constitute an exciting starting point, the UCL approximation ignores physical processes faster than the timescale of the core-hole lifetime (longer than 2 fs at the Cu  $L$  edge<sup>34,77</sup>) as well as high-order correlations<sup>78</sup>. Therefore, a simple calculation of the structure factors may not capture the full trRIXS spectrum and miss nonlinear spectral features such as bimagnons and  $dd$  excitations. In order to compute the full trRIXS cross-section, one needs to explicitly model the resonant probe process and account for the finite intermediate-state lifetime, leading to a computational complexity  $O(N_t^4)$ , where  $N_t$  is the number of evolution steps<sup>22,72</sup>.

Figure 4 shows the numerically-calculated trRIXS spectrum of a two-dimensional Hubbard model probed through an indirect scattering process (e.g. Cu  $K$ -edge) and explicitly accounting for intermediate state effects. Here, excitations are generated through interactions between the valence electrons and the core hole during the intermediate state<sup>22</sup>. Unlike the structure factors obtained within the UCL approximation, the trRIXS cross-section contains high-order excitations including the bimagnon at energy  $\sim 3J$  ( $J = 4t_h^2/U$  is the spin-exchange interaction,  $t_h$  is the hopping amplitude, and  $U$  is the onsite Coulomb repulsion), in addition to Mott-gap excitations. After being driven by a pump resonant with the Mott gap, spectral weight gets transferred from the Mott peak to in-gap excitations and bimagnons. In this case, the visibility of Floquet replicas of collective excitations is reduced when compared to Ref. 69 and 72, mainly due to the shorter Floquet state lifetime in the presence of electron-electron interactions. The predicted in-gap spectral weight transfer resembles the quasielastic scattering intensity enhancement observed in the iridate  $L$ -edge trRIXS spectra (see Fig. 3), and could be measured in future  $K$ -edge experiments on gapped correlated materials.

Intermediate state effects are not only required to capture richer physics in trRIXS simulations, but will also guide the interpretation of new types of inelastic scattering experiments. RIXS spectra collected while slightly detuning the incident X-ray pulse energy away from resonance can be used to selectively enhance the intensity of excitations involving specific intermediate states<sup>22,79</sup> and to extract information about momentum-resolved electron-phonon coupling of well-isolated modes<sup>77,80,81</sup>. Detuning experiments, in tandem with microscopic calculations, will be particularly impactful in interrogating the electron-phonon coupling in photoexcited charge

density waves<sup>11,52,55</sup>, light-induced ferroelectricity<sup>13</sup> and superconductivity<sup>82</sup>.

In summary, advances in trRIXS experiments are accompanied by a steadily evolving theoretical framework aimed at understanding the observed light-induced dynamics. Current computational capabilities and state-of-the-art algorithms allow to perform accurate and predictive nonequilibrium simulations of the trRIXS spectrum in photoexcited correlated electron systems. In the future, we expect trRIXS theory to play an ever important role not just in interpreting time-resolved scattering experiments, but in leading the field towards new discoveries.

#### IV. A NEW SCIENTIFIC OPPORTUNITY

As shown in previous sections, trRIXS is rapidly growing into a major spectroscopy of light-driven quantum materials, and its future developments are critically tied to the pace of technological advances at XFEL facilities. Owing to the small inelastic cross sections, trRIXS will benefit from a dramatic increase in the average XFEL spectral brightness from the current LCLS  $10^{20}$  to  $10^{24} - 10^{25}$  photons  $\text{s}^{-1} \text{mm}^{-2} \text{mrad}^{-2}$  ( $0.1\%$  bandwidth) $^{-1}$  at 1 keV<sup>32,83</sup>. This brightness enhancement will be mainly achieved through increased repetition rates, e.g. at both the LCLS-II and the European XFEL, and will lead to order-of-magnitude improvements of the signal-to-noise ratio. Furthermore, higher energy resolution (especially in the soft X-ray regime) will enable observing low-energy collective fluctuations, such as phonons and spin waves. At the time of this writing, large spectrometers are in construction at both the LCLS-II (NEH2.2/q-RIXS instrument)<sup>83</sup> and the European XFEL (hRIXS instrument). The target resolving power at 1 keV would be of order  $3.0 \cdot 10^4$  ( $\sim 0.03$  eV resolution), thus implying a 20x improvement with respect to the data shown in Fig. 2<sup>84</sup>. Other experimental endstations with different features are being developed at the Trieste Free Electron laser Radiation for Multidisciplinary Investigations (FERMI/Italy), the Pohang Accelerator Laboratory X-ray Free Electron Laser (PAL-XFEL/S. Korea), and the Switzerland's X-ray free-electron laser (SwissFEL). These enhanced capabilities open up a new frontier for the investigation of nonequilibrium spin, charge and orbital dynamics in strongly correlated and topologically non-trivial materials.

A tantalizing application of trRIXS is the study of spin excitations in light-driven quantum materials. Multiple theoretical studies have proposed that spin-exchange interactions can be controlled by renormalizing the effective Hamiltonian interactions through a periodic drive (see Fig. 5a), in the spirit of the so-called “Floquet-engineering”<sup>85–88</sup>. In this idealized scheme, photons dress the intermediate electronic states of the exchange (or superexchange) process, leading to an effective energy scale  $J_{\text{eff}}$  (see Fig. 5b). Although the parameter

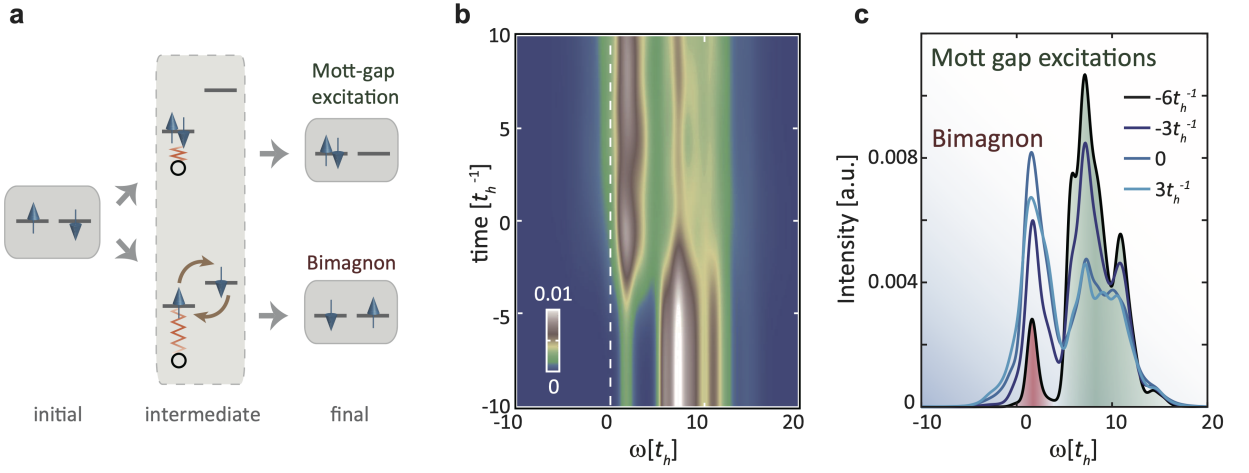


FIG. 4. **Theoretical simulation of the time-resolved resonant inelastic X-ray scattering (trRIXS) spectrum in a pumped Mott insulator.** **a** Dominant excitations in the  $K$ -edge (indirect) trRIXS spectrum of the single-band Hubbard model in two dimensions. The open circle represents the core hole, while the red zig-zag line is its Coulomb interaction with the valence electron spins (up down arrows). **b** Evolution of the trRIXS spectrum obtained through exact diagonalization for momentum transfer  $\mathbf{Q} = (1/2, 1/6)$  reciprocal lattice units (r.l.u.) and incident photon energy tuned to the maximum of the X-ray absorption spectrum.  $\omega$  denotes the energy loss axis measured in units of hopping energy ( $t_h$ ). **c** Selected trRIXS spectra at different times before and after the pump. Bimagnon features are located at  $\hbar\omega \sim 3J$ , while the Mott gap excitation continuum is peaked at  $\hbar\omega \sim U = 8t_h$ .  $U$  is the onsite Coulomb repulsion, while  $J = 4t_h^2/U$  is the exchange energy. Adapted with permission from Ref. 22. Copyrighted by the American Physical Society.

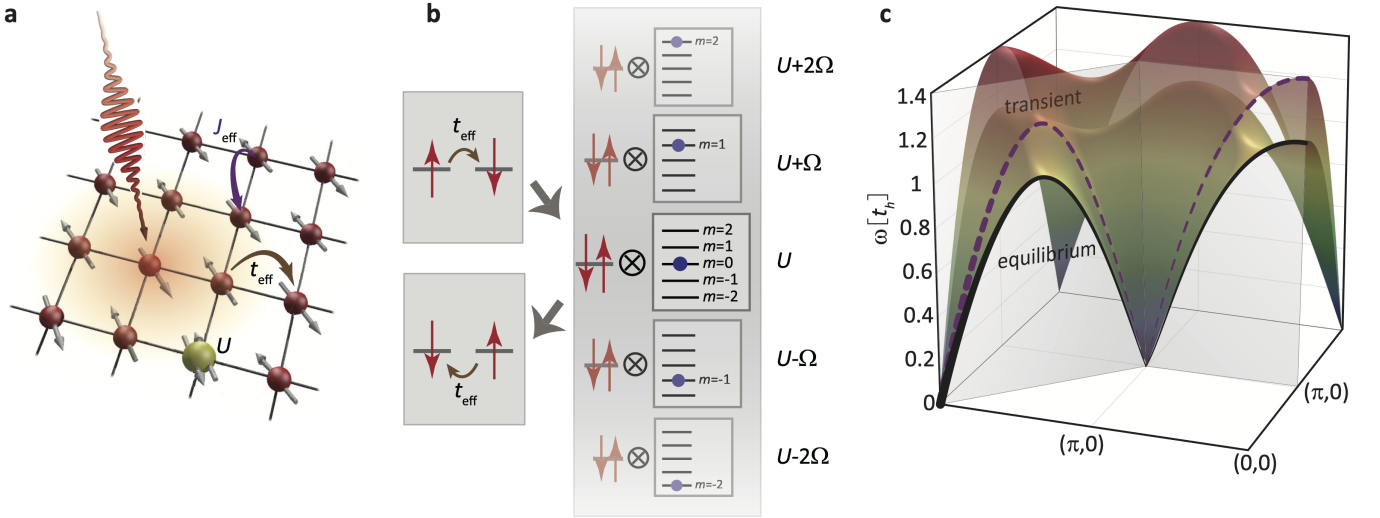


FIG. 5. **Ultrafast manipulation of finite-momentum spin waves.** **a** Ultrafast pulses can be used to directly manipulate magnetic excitations in quantum materials through a direct modulation of the effective exchange interactions  $J_{\text{eff}}$ . **b** A possible mechanism consists in dressing the intermediate doubly-occupied state with the pump field, which is lifted (lowered) in energy by an amount proportional to the number of virtually absorbed (emitted) pump photons.  $U$  is the onsite Coulomb repulsion,  $t_{\text{eff}}$  the effective hopping amplitude,  $\Omega$  the pump photon energy and  $m$  the Floquet index **c** As the exchange interactions are modulated, the spin wave dispersion is expected to shift in energy ( $\omega$ ) across the entire Brillouin zone. A cross-section cut (grey shaded planes) along two high-symmetry directions is included for clarity.

renormalization is rigorous only for an infinitely-long periodic pump, it could also be achieved with an ultra-short laser pulse<sup>71</sup>. Alternatively, the spin excitations could be dynamically altered through other protocols, e.g. by distorting the lattice via the nonlinear phonon coupling<sup>89,90</sup>. Once  $J_{\text{eff}}$  is modified by the pump, trRIXS

measurements will interrogate changes in the dispersion, linewidth and spectral weight of the spin fluctuation spectrum (see Fig. 5c). A measurement of the dispersion allows us to disentangle renormalization effects of multiple coexisting exchange interactions<sup>91</sup>, which cannot be discerned from the bimagnon peak in the Raman

spectrum. Furthermore, a lineshape analysis throughout the Brillouin zone enables exploring excitations beyond magnons, e.g. incoherent fluctuations in geometrically frustrated lattices<sup>92–95</sup>. Since the experimental energy resolution will be of order  $\sim 0.03$  eV in the near future<sup>83,84</sup>, this technique will be particularly effective for studying materials with relatively large exchange scales, such as cuprates, iridates and certain nickelates, where the spin excitations disperse over energies larger than 0.1 eV.

In addition to spin fluctuations, trRIXS will play as well a pivotal role as a probe of ultrafast charge and orbital dynamics. We envision here two promising research directions involving the charge sector of low-dimensional quantum materials, namely the time-resolved investigation of fractionalized excitations, and the search for new photoinduced condensation phenomena. In one dimension, electrons cannot propagate freely, but instead displace their neighbors due to electron-electron interactions. This leads to a breakdown (“fractionalization”) of the electron in a variety of collective excitations propagating with different velocities<sup>96</sup>. trRIXS provides an opportunity to study these fundamental phenomena in real time by exciting a transient particle-hole plasma with a high photon energy pump and directly observing the time-dependent behavior of the collective modes contained in the transient RIXS spectrum. First experiments could focus on fractionalization in  $\text{Sr}_2\text{CuO}_3$ <sup>97</sup> or  $\text{CaCu}_2\text{O}_3$ <sup>98</sup>, and on manipulating their excitations by dynamically tuning the balance between spin-orbit coupling and crystal field<sup>99</sup>. Similarly, trRIXS experiments in photoexcited Mott insulators could reveal the fingerprints of new condensation phenomena, such as  $\eta$ -pairing<sup>100,101</sup> and dynamical  $p$ -wave superconductivity<sup>102</sup>. The  $\eta$ -paired phase is a superfluid of doubly-occupied electronic states carrying finite momentum  $\mathbf{Q}_\eta$  and arising from a broken  $\text{SU}(2)$  symmetry of the Hubbard Hamiltonian. Since the  $\eta$ -pairing is an eigenstate, but not necessarily a ground state, pump light pulses open the possibility of stabilizing this yet unobserved phase<sup>103–107</sup>. A periodic pump is theoretically predicted to enhance pairing correlations and establish true off-diagonal long-range order by dynamically renormalizing the onsite Coulomb repulsion<sup>107</sup>. trRIXS would then search for  $\eta$ -pairing signatures in the finite-momentum pairing susceptibility<sup>108</sup>, namely a divergent quasi-elastic structure factor at  $\mathbf{Q}_\eta$  and a triplet of collective modes at energies  $\hbar\omega = 0, \pm(U - 2\mu)$  ( $\mu$  being the chemical potential)<sup>101</sup>. Beyond  $\eta$ -pairing, resonantly driving orbital degrees of freedom in doped Mott insulators has also been proposed as a route to dynamically stabilize  $p$ -wave superconductivity<sup>102</sup>.

The search for new light-driven phenomena in materials dominated by local electronic correlations also calls for the development of more advanced spectroscopic methods. One such approach is trRIXS interferometry. Thanks to the local nature of the intermediate core holes and the intrinsic coherence of the scattering process, the RIXS signal can indeed exhibit interference among

different intermediate states<sup>109</sup>. In the dimerized spin-orbit coupled insulator  $\text{Ba}_3\text{CeIr}_2\text{O}_9$ <sup>110</sup>, the intermediate state involves a coherent superposition of a single core hole on either of the two atoms in the dimer. This leads to a  $\cos^2(\mathbf{Q} \cdot \mathbf{d}/2)$  modulation of the RIXS intensity in momentum space ( $\mathbf{d}$  being the intradimer distance). Importantly, the interference pattern varies in amplitude and phase depending on the symmetry of the excited-state wavefunction<sup>110</sup>, thus providing an interferometric measurement of the local atomic orbitals. By sampling multiple interference fringes in the hard X-ray regime (e.g. Ir  $L$ -edge, and Cu  $K$ -edges), it would be possible to exquisitely resolve transient changes to the local electronic structure down to the picometer level with energy selectivity. Not just limited to dimerized compounds, this technique could likewise be applied to study nonequilibrium dynamics of confined electrons along one or two directions, such as in ladder compounds<sup>111</sup> or layered cuprates<sup>82</sup> and nickelates<sup>112,113</sup>.

In a very different context, confined electronic motion is also a defining property of edge states in light-induced topological phases, which could be revealed by trRIXS experiments<sup>79</sup>. Circularly polarized laser pulses have been shown to break time-reversal symmetry and induce transient states with non-trivial Chern numbers<sup>21,114–116</sup>. An intriguing application of this experimental approach is the creation of tunable Floquet topological insulators (FTIs), in which topology can be manipulated by varying pump amplitude, energy, and polarization<sup>117–121</sup>. As shown in Fig. 6a, a possible route for creating a FTI in two dimensions starts from a material with bulk massless Dirac fermions. The circularly-polarized pump induces a gap opening at the Dirac point and chiral edge modes at the sample boundary, which disperse across the light-induced bandgap (see Fig. 6b). Detecting these edge states entails probing either the transient band structure with trARPES, or their collective modes in the dynamic structure factor through trRIXS, depending on the experimental constraints. However, trRIXS offers a crucial advantage. By resonantly tuning the incident photon energy to transitions from core states into the light-induced bandgap, this technique can boost the visibility of the topological edge states over the bulk signal, and hence distinguish their dispersion from other bulk collective modes<sup>79</sup> (see Fig. 6c). Future developments in nano-trRIXS may enable the direct spatial imaging of edge state dynamics and, thus, further increase their visibility over bulk excitations (although these experiments would require a special handling of X-ray irradiation effects). Finally, an additional area of interest (particularly for hard X-ray trRIXS) is the light-control of candidate topological superconductors under high pressures<sup>122–125</sup>, which are inaccessible to photoemission experiments.

This short, and by no means complete, array of examples underscores how trRIXS measurements, alongside new theoretical methods, will play an essential role in detecting and understanding new dynamic phenomena in light-controlled quantum materials. Increased XFEL

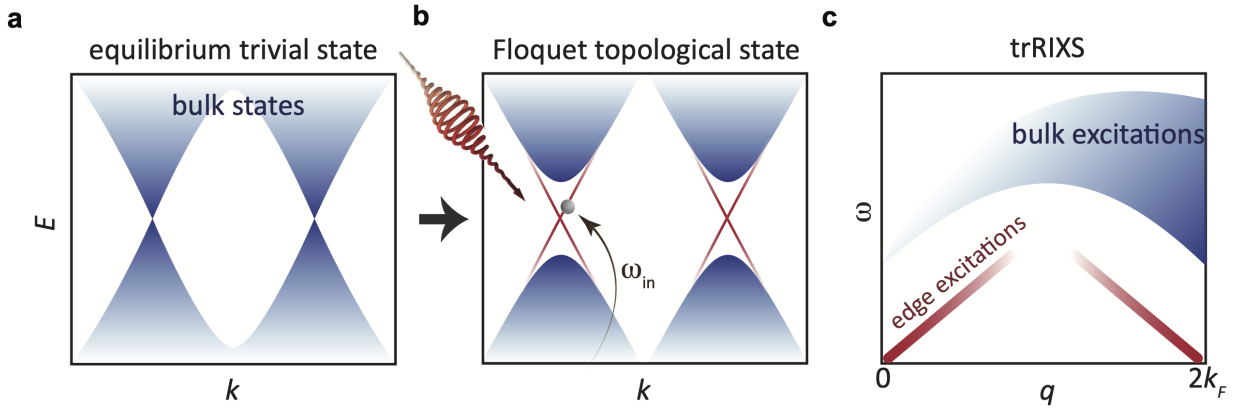


FIG. 6. **Generation and detection of topological collective modes.** **a** Circularly-polarized pump pulses can drive bulk Dirac carriers (blue) and **b** open a gap at the Dirac points by breaking time-reversal symmetry.  $E$  and  $k$  denote energy and momentum of the band structure, respectively, while  $\omega_{in}$  stands for the incoming X-ray photon energy. In addition to the light-induced Floquet bandgap, the system exhibits chiral edge states (red) which give rise to dispersing collective modes in the time-resolved resonant inelastic X-ray scattering (trRIXS) spectrum **c**. These collective modes are linearly dispersing and only present at overlap with the pump excitation, unlike the particle-hole continuum due to the bulk states.  $\omega$  and  $q$  indicate energy loss and momentum transfer, while  $k_F$  represents the Fermi wavevector.

beamtime availability, X-ray brightness and spectrometer performance will enable more sophisticated trRIXS experiments with higher energy resolution and polarization control. The possibilities opened by these advances are difficult to grasp, but are certainly positioning trRIXS on the leading edge of a decade of discovery.

#### ACKNOWLEDGEMENTS

We acknowledge E. Baldini, M. Buzzi, R. Comin, G. Coslovich, M. P. M. Dean, J. Freericks, A. A. Husain, D. Nicoletti, A. H. Reid, and K. Wohlfeld for valuable discussions. We also thank M. P. M. Dean for providing the original data from Ref. 46. The experiments reported in Fig. 2 were supported by the U.S. Department of Energy, Office of Basic Energy Sciences grant no. DE-

FG02-06ER46285. Use of the Linac Coherent Light Source (LCLS), SLAC National Accelerator Laboratory, is supported by the U.S. Department of Energy, Office of Science, Office of Basic Energy Sciences under Contract No. DE-AC02-76SF00515. The calculation reported in Fig. 4 used resources of the National Energy Research Scientific Computing Center (NERSC), a U.S. Department of Energy Office of Science User Facility operated under Contract No. DE-AC02-05CH11231.

#### AUTHOR CONTRIBUTIONS

Both authors, M. M. and Y. W., wrote the manuscript.

#### COMPETING INTERESTS

The authors declare no competing interests.

\* [mmitrano@g.harvard.edu](mailto:mmitrano@g.harvard.edu)

† [yaowang@g.clemson.edu](mailto:yaowang@g.clemson.edu)

<sup>1</sup> B Keimer and J E Moore, “The physics of quantum materials,” *Nature Physics* **13**, 1045–1055 (2017).

<sup>2</sup> C. D. Stanciu, F. Hansteen, A. V. Kimel, A. Kirilyuk, A. Tsukamoto, A. Itoh, and Th. Rasing, “All-optical magnetic recording with circularly polarized light,” *Phys. Rev. Lett.* **99**, 047601 (2007).

<sup>3</sup> T F Nova, A Cartella, A Cantaluppi, M Först, D Bossini, R V Mikhaylovskiy, A V Kimel, R Merlin, and A Cavalleri, “An effective magnetic field from optically driven phonons,” *Nature Physics* **13**, 132–136 (2016).

<sup>4</sup> D Afanasiev, J R Hortensius, B A Ivanov, A Sasani, E Bousquet, Y M Blanter, R V Mikhaylovskiy, A V Kimel, and A D Caviglia, “Light-driven ultrafast phonomagnetism,” *arXiv* (2019), 1912.01938v1.

<sup>5</sup> R V Mikhaylovskiy, E Hendry, A Secchi, J H Mentink, M Eckstein, A Wu, R V Pisarev, V V Kruglyak, M I Katsnelson, Th Rasing, and A V Kimel, “Ultrafast optical modification of exchange interactions in iron oxides,” *Nature Communications* **6**, 8190 (2015).

<sup>6</sup> Ankit S Disa, Michael Fechner, Tobia F Nova, Biaolong Liu, Michael Famp x000F6 rst, Dharmalingam Prabhakaran, Paolo G Radaelli, and Andrea Cavalleri, “Polarizing an antiferromagnet by optical engineering of the crystal field,” *Nature Physics*, 1–6 (2020).

<sup>7</sup> F Schmitt, P S Kirchmann, U Bovensiepen, R G Moore, L Rettig, M Krenz, J H Chu, N Ru, L Perfetti, D H Lu, M Wolf, I R Fisher, and Z-X Shen, “Transient Electronic Structure and Melting of a Charge Density Wave in  $\text{TbTe}_3$ ,” *Science* **321**, 1649–1652 (2008).

- <sup>8</sup> Luca Perfetti, Panagiotis A Loukakos, Martin Lisowski, Uwe Bovensiepen, Martin Wolf, Helmuth Berger, Silke Biermann, and Antoine Georges, “Femtosecond dynamics of electronic states in the Mott insulator 1T-TaS<sub>2</sub> by time resolved photoelectron spectroscopy,” *New Journal of Physics* **10**, 053019 (2008).
- <sup>9</sup> Timm Rohwer, Stefan Hellmann, Martin Wiesenmayer, Christian Sohrt, Ankatrin Stange, Bartosz Slomski, Adra Carr, Yanwei Liu, Luis Miaja Avila, Matthias Kalläne, Stefan Mathias, Lutz Kipp, Kai Rosnagel, and Michael Bauer, “Collapse of long-range charge order tracked by time-resolved photoemission at high momenta,” *Nature* **471**, 490–493 (2011).
- <sup>10</sup> K W Kim, A Pashkin, H Schäfer, M Beyer, M Porer, T Wolf, C Bernhard, J Demsar, R Huber, and A Leitenschorfer, “Ultrafast transient generation of spin-density-wave order in the normal state of BaFe<sub>2</sub>As<sub>2</sub> driven by coherent lattice vibrations,” *Nature Materials* **11**, 497–501 (2012).
- <sup>11</sup> W S Lee, Y D Chuang, R G Moore, Y Zhu, L Patthey, M Trigo, D H Lu, P S Kirchmann, O Krupin, M Yi, M Langner, N Huse, J S Robinson, Y Chen, S Y Zhou, G Coslovich, B Huber, D A Reis, R A Kaindl, R W Schoenlein, D Doering, P Denes, W F Schlotter, J J Turner, S L Johnson, M Först, T Sasagawa, Y F Kung, A P Sorini, A F Kemper, B Moritz, T P Devereaux, D H Lee, Z-X Shen, and Z Hussain, “Phase fluctuations and the absence of topological defects in a photo-excited charge-ordered nickelate,” *Nature Communications* **3**, 257–6 (2012).
- <sup>12</sup> T. Kubacka, J. A. Johnson, M. C. Hoffmann, C. Vicario, S. de Jong, P. Beaud, S. Grübel, S.-W. Huang, L. Huber, L. Patthey, Y.-D. Chuang, J. J. Turner, G. L. Dakovski, W.-S. Lee, M. P. Minitti, W. Schlotter, R. G. Moore, C. P. Hauri, S. M. Koohpayeh, V. Scagnoli, G. Ingold, S. L. Johnson, and U. Staub, “Large-amplitude spin dynamics driven by a thz pulse in resonance with an electromagnon,” *Science* **343**, 1333–1336 (2014).
- <sup>13</sup> T. F. Nova, A. S. Disa, M. Fechner, and A. Cavalleri, “Metastable ferroelectricity in optically strained SrTiO<sub>3</sub>,” *Science* **364**, 1075–1079 (2019).
- <sup>14</sup> Xian Li, Tian Qiu, Jiahao Zhang, Edoardo Baldini, Jian Lu, Andrew M. Rappe, and Keith A. Nelson, “Terahertz field-induced ferroelectricity in quantum paraelectric SrTiO<sub>3</sub>,” *Science* **364**, 1079–1082 (2019).
- <sup>15</sup> D Fausti, R I Tobey, N Dean, S Kaiser, A Dienst, M C Hoffmann, S Pyon, T Takayama, H Takagi, and A Cavalleri, “Light-induced superconductivity in a stripe-ordered cuprate,” *Science* **331**, 189–191 (2011), **Discovery of light-induced superconductivity by resonantly driving a phonon mode in a charge-ordered cuprate.**
- <sup>16</sup> W Hu, S Kaiser, D Nicoletti, C R Hunt, I Gierz, M C Hoffmann, M Le Tacon, T Loew, B Keimer, and A Cavalleri, “Optically enhanced coherent transport in YBa<sub>2</sub>Cu<sub>3</sub>O<sub>6.5</sub> by ultrafast redistribution of interlayer coupling,” *Nature Materials* (2014).
- <sup>17</sup> S Kaiser, C R Hunt, D Nicoletti, W Hu, I Gierz, H Y Liu, M Le Tacon, T Loew, D Haug, and B Keimer, “Optically induced coherent transport far above T<sub>c</sub> in underdoped YBa<sub>2</sub>Cu<sub>3</sub>O<sub>6+δ</sub>,” *Physical Review B* **89**, 184516 (2014).
- <sup>18</sup> M Mitrano, A Cantaluppi, D Nicoletti, S Kaiser, A Perucchi, S Lupi, P Di Pietro, D Pontiroli, M Riccò, S R Clark, D Jaksch, and A Cavalleri, “Possible light-induced superconductivity in K<sub>3</sub>C<sub>60</sub> at high temperature,” *Nature* **530**, 461–464 (2016).
- <sup>19</sup> Y H Wang, H Steinberg, P Jarillo-Herrero, and N Gedik, “Observation of Floquet-Bloch States on the Surface of a Topological Insulator,” *Science* **342**, 453–457 (2013), **Discovery of Floquet-Bloch bands induced by a circularly polarized midinfrared pulse.**
- <sup>20</sup> Fahad Mahmood, Ching-Kit Chan, Zhanybek Alpichshev, Dillon Gardner, Young Lee, Patrick A Lee, and Nuh Gedik, “Selective scattering between Floquet–Bloch and Volkov states in a topological insulator,” *Nature Physics* **12**, 306–310 (2016).
- <sup>21</sup> J W McIver, B Schulte, F U Stein, T Matsuyama, G Jotzu, G Meier, and A Cavalleri, “Light-induced anomalous Hall effect in graphene,” *Nature Physics* **1**, 1–5 (2019).
- <sup>22</sup> Yao Wang, Yuan Chen, Chunjing Jia, Brian Moritz, and Thomas P Devereaux, “Time-resolved resonant inelastic x-ray scattering in a pumped mott insulator,” *Physical Review B* **101**, 165126 (2020), **This paper reports the first numerical simulation of the indirect trRIXS spectrum of a correlated electron system.**
- <sup>23</sup> Matteo Mitrano, Sangjun Lee, Ali A Husain, Luca Delacretaz, Minhui Zhu, Gilberto de la Peña Munoz, Stella X-L Sun, Young Il Joe, Alexander H Reid, Scott F Wandel, *et al.*, “Ultrafast time-resolved x-ray scattering reveals diffusive charge order dynamics in La<sub>2–x</sub>Ba<sub>x</sub>CuO<sub>4</sub>,” *Science advances* **5**, eaax3346 (2019), **Observation of diffusive charge order dynamics in a cuprate superconductor with soft X-ray trRIXS.**
- <sup>24</sup> C W Siders, A Cavalleri, K Sokolowski-Tinten, C Toth, T Guo, M Kammler, M H Von Hoegen, K R Wilson, D Von der Linde, and CPJ Barty, “Detection of nonthermal melting by ultrafast X-ray diffraction,” *Science* **286**, 1340–1342 (1999).
- <sup>25</sup> D M Fritz, D A Reis, B Adams, R A Akre, J Arthur, C Blome, P H Bucksbaum, A L Cavalieri, S Engemann, S Fahy, R W Falcone, P H Fuoss, K J Gaffney, M J George, J Hajdu, M P Hertlein, P B Hillyard, M Horn-von Hoegen, M Kammler, J Kaspar, R Kienberger, P Krejcik, S H Lee, A M Lindenberg, B McFarland, D Meyer, T Montagne, E D Murray, A J Nelson, M Nicoul, R Pahl, J Rudati, H Schlarb, D P Siddons, K Sokolowski-Tinten, Th Tschentscher, D Von der Linde, and J B Hastings, “Ultrafast Bond Softening in Bismuth: Mapping a Solid’s Interatomic Potential with X-rays,” *Science* **315**, 633–636 (2007).
- <sup>26</sup> K Sokolowski-Tinten, C Blome, J Blums, A Cavalleri, C Dietrich, A Tarasevitch, I Uschmann, E Förster, M Kammler, and M Horn-von Hoegen, “Femtosecond X-ray measurement of coherent lattice vibrations near the Lindemann stability limit,” *Nature* **422**, 287–289 (2003).
- <sup>27</sup> N Gedik, DS Yang, G Logvenov, I Bozovic, and AH Zewail, “Nonequilibrium phase transitions in cuprates observed by ultrafast electron crystallography,” *Science* **316**, 425 (2007).
- <sup>28</sup> C L Smallwood, J P Hinton, C Jozwiak, W Zhang, J D Koralek, H Eisaki, D H Lee, J Orenstein, and A Lanzara, “Tracking Cooper Pairs in a Cuprate Superconductor by Ultrafast Angle-Resolved Photoemission,” *Science* **336**, 1137–1139 (2012).
- <sup>29</sup> Ronald Ulbricht, Euan Hendry, Jie Shan, Tony F. Heinz, and Mischa Bonn, “Carrier dynamics in semiconductors

- studied with time-resolved terahertz spectroscopy,” *Rev. Mod. Phys.* **83**, 543–586 (2011).
- <sup>30</sup> Claudio Giannetti, Massimo Capone, Daniele Fausti, Michele Fabrizio, Fulvio Parmigiani, and Dragan Mihailovic, “Ultrafast optical spectroscopy of strongly correlated materials and high-temperature superconductors: a non-equilibrium approach,” *Advances in Physics* **65**, 58–238 (2016).
  - <sup>31</sup> Daniele Nicoletti and Andrea Cavalleri, “Nonlinear light–matter interaction at terahertz frequencies,” *Advances in Optics and Photonics* **8**, 401 (2016).
  - <sup>32</sup> Christoph Bostedt, Sébastien Boutet, David M. Fritz, Zhirong Huang, Hae Ja Lee, Henrik T. Lemke, Aymeric Robert, William F. Schlotter, Joshua J. Turner, and Garth J. Williams, “Linac coherent light source: The first five years,” *Rev. Mod. Phys.* **88**, 015007 (2016).
  - <sup>33</sup> Y Cao, DG Mazzone, D Meyers, JP Hill, X Liu, S Wall, and MPM Dean, “Ultrafast dynamics of spin and orbital correlations in quantum materials: an energy-and momentum-resolved perspective,” *Philosophical Transactions of the Royal Society A* **377**, 20170480 (2019).
  - <sup>34</sup> Luuk J. P. Ament, Michel van Veenendaal, Thomas P. Devereaux, John P. Hill, and Jeroen van den Brink, “Resonant inelastic x-ray scattering studies of elementary excitations,” *Rev. Mod. Phys.* **83**, 705–767 (2011), **Authoritative review article discussing theoretical and experimental basics of equilibrium RIXS, including early experimental work.**
  - <sup>35</sup> M. W. Haverkort, “Theory of resonant inelastic x-ray scattering by collective magnetic excitations,” *Phys. Rev. Lett.* **105**, 167404 (2010).
  - <sup>36</sup> Ph Wernet, K Kunnus, I Josefsson, I Rajkovic, W Quevedo, M Beye, S Schreck, S Grübel, M Scholz, D Nordlund, W Zhang, R W Hartsock, W F Schlotter, J J Turner, B Kennedy, F Hennies, F M F de Groot, K J Gaffney, S Techert, M Odelius, and A Föhlisch, “Orbital-specific mapping of the ligand exchange dynamics of  $\text{Fe}(\text{CO})_5$  in solution,” *Nature* **520**, 78–81 (2015).
  - <sup>37</sup> Raphael M Jay, Jesper Norell, Sebastian Eckert, Markus Hantschmann, Martin Beye, Brian Kennedy, Wilson Quevedo, William F Schlotter, Georgi L Dakovski, Michael P Miniti, Matthias C Hoffmann, Ankush Mitra, Stefan P Moeller, Dennis Nordlund, Wenkai Zhang, Huiyang W Liang, Kristjan Kunnus, Katharina Kubiček, Simone A Techert, Marcus Lundberg, Philippe Wernet, Kelly Gaffney, Michael Odelius, and Alexander Föhlisch, “Disentangling Transient Charge Density and Metal-Ligand Covalency in Photoexcited Ferricyanide with Femtosecond Resonant Inelastic Soft X-ray Scattering,” *The Journal of Physical Chemistry Letters* **9**, 3538–3543 (2018).
  - <sup>38</sup> Marcus Lundberg and Philippe Wernet, “Resonant inelastic x-ray scattering (rixs) studies in chemistry: Present and future,” in *Synchrotron Light Sources and Free-Electron Lasers: Accelerator Physics, Instrumentation and Science Applications*, edited by Eberhard Jaeschke, Shaikat Khan, Jochen R. Schneider, and Jerome B. Hastings (Springer International Publishing, Cham, 2019) pp. 1–52.
  - <sup>39</sup> J M Tranquada, H Woo, T G Perring, H Goka, G D Gu, G Xu, M Fujita, and K Yamada, “Quantum magnetic excitations from stripes in copper oxide superconductors,” *Nature* **429**, 534–538 (2004).
  - <sup>40</sup> P Abbamonte, A Rusydi, S Smadici, G D Gu, G A Sawatzky, and D L Feng, “Spatially modulated ‘Mottness’ in  $\text{La}_{2-x}\text{Ba}_x\text{CuO}_4$ ,” *Nature Physics* **1**, 155–158 (2005).
  - <sup>41</sup> G Ghiringhelli, M Le Tacon, M Minola, S Blanco-Canosa, C Mazzoli, N B Brookes, G M De Luca, A Frano, D G Hawthorn, F He, T Loew, M M Sala, D C Peets, M Salluzzo, E Schierle, R Sutarto, G A Sawatzky, E Weschke, B Keimer, and L Braicovich, “Long-Range Incommensurate Charge Fluctuations in  $(\text{Y,Nd})\text{Ba}_2\text{Cu}_3\text{O}_{6+x}$ ,” *Science* **337**, 821–825 (2012).
  - <sup>42</sup> R Comin, A Frano, M M Yee, Y Yoshida, H Eisaki, E Schierle, E Weschke, R Sutarto, F He, A Soumyanarayanan, Y He, M Le Tacon, I S Elfimov, J E Hoffman, G A Sawatzky, B Keimer, and A Damascelli, “Charge Order Driven by Fermi-Arc Instability in  $\text{Bi}_2\text{Sr}_{2-x}\text{La}_x\text{CuO}_{6+\delta}$ ,” *Science* **343**, 390–392 (2014).
  - <sup>43</sup> E H da Silva Neto, P Aynajian, A Frano, R Comin, E Schierle, E Weschke, A Gyenis, J Wen, J Schneeloch, Z Xu, S Ono, G Gu, M Le Tacon, and A Yazdani, “Ubiquitous Interplay Between Charge Ordering and High-Temperature Superconductivity in Cuprates,” *Science* **343**, 393–396 (2014).
  - <sup>44</sup> Edwin W Huang, Christian B Mendl, Shenxiu Liu, Steve Johnston, Hong-Chen Jiang, Brian Moritz, and Thomas P Devereaux, “Numerical evidence of fluctuating stripes in the normal state of high- $T_c$  cuprate superconductors,” *Science* **358**, 1161–1164 (2017).
  - <sup>45</sup> Bo-Xiao Zheng, Chia-Min Chung, Philippe Corboz, Georg Ehlers, Ming-Pu Qin, Reinhard M Noack, Hao Shi, Steven R White, Shiwei Zhang, and Garnet Kin-Lic Chan, “Stripe order in the underdoped region of the two-dimensional Hubbard model,” *Science* **358**, 1155–1160 (2017).
  - <sup>46</sup> M P M Dean, Yue Cao, X Liu, S Wall, D Zhu, Roman Mankowsky, V Thampy, XM Chen, JG Vale, D Casa, *et al.*, “Ultrafast energy-and momentum-resolved dynamics of magnetic correlations in the photo-doped Mott insulator  $\text{Sr}_2\text{IrO}_4$ ,” *Nat. Mater.* **15**, 601 (2016), **First hard X-ray trRIXS investigation of light-driven pseudospins in a strongly-correlated material.**
  - <sup>47</sup> J Chang, E Blackburn, A T Holmes, N B Christensen, J Larsen, J Mesot, Ruixing Liang, D A Bonn, W N Hardy, A Watenphul, M von Zimmermann, E M Forgan, and S M Hayden, “Direct observation of competition between superconductivity and charge density wave order in  $\text{YBa}_2\text{Cu}_3\text{O}_{6.67}$ ,” *Nature Physics* **8**, 871–876 (2012).
  - <sup>48</sup> Hong-Chen Jiang and Thomas P Devereaux, “Superconductivity in the doped Hubbard model and its interplay with next-nearest hopping  $t'$ ,” *Science* **365**, 1424–1428 (2019).
  - <sup>49</sup> D. Nicoletti, E. Casandruc, Y. Laplace, V. Khanna, C. R. Hunt, S. Kaiser, S. S. Dhesi, G. D. Gu, J. P. Hill, and A. Cavalleri, “Optically induced superconductivity in striped  $\text{La}_{2-x}\text{Ba}_x\text{CuO}_4$  by polarization-selective excitation in the near infrared,” *Phys. Rev. B* **90**, 100503 (2014).
  - <sup>50</sup> M. Först, R. I. Tobey, H. Bromberger, S. B. Wilkins, V. Khanna, A. D. Caviglia, Y.-D. Chuang, W. S. Lee, W. F. Schlotter, J. J. Turner, M. P. Miniti, O. Krupin, Z. J. Xu, J. S. Wen, G. D. Gu, S. S. Dhesi, A. Cavalleri, and J. P. Hill, “Melting of Charge Stripes in Vibrationally Driven  $\text{La}_{1.875}\text{Ba}_{0.125}\text{CuO}_4$ : Assessing the Respective

- Roles of Electronic and Lattice Order in Frustrated Superconductors,” *Phys. Rev. Lett.* **112**, 157002 (2014).
- <sup>51</sup> M. Först, A. Frano, S. Kaiser, R. Mankowsky, C. R. Hunt, J. J. Turner, G. L. Dakovski, M. P. Minitti, J. Robinson, T. Loew, M. Le Tacon, B. Keimer, J. P. Hill, A. Cavalleri, and S. S. Dhesi, “Femtosecond x rays link melting of charge-density wave correlations and light-enhanced coherent transport in  $\text{YBa}_2\text{Cu}_3\text{O}_{6.6}$ ,” *Phys. Rev. B* **90**, 184514 (2014).
  - <sup>52</sup> S. Wandel, F. Boschini, E. H. da Silva Neto, L. Shen, M. X. Na, S. Zohar, Y. Wang, G. B. Welch, M. H. Seaberg, J. D. Koralek, G. L. Dakovski, W. Hettel, M.-F. Lin, S. P. Moeller, W. F. Schlotter, A. H. Reid, M. P. Minitti, T. Boyle, F. He, R. Sutarto, R. Liang, D. Bonn, W. Hardy, R. A. Kaindl, D. G. Hawthorn, J. S. Lee, A. F. Kemper, A. Damascelli, C. Giannetti, J. J. Turner, and G. Coslovich, “Light-enhanced Charge Density Wave Coherence in a High-Temperature Superconductor,” arXiv:2003.04224 (2020).
  - <sup>53</sup> Matteo Mitrano, Sangjun Lee, Ali A. Husain, Minhui Zhu, Gilberto de la Peña Muñoz, Stella X.-L. Sun, Young Il Joe, Alexander H. Reid, Scott F. Wandel, Giacomo Coslovich, *et al.*, “Evidence for photoinduced sliding of the charge-order condensate in  $\text{La}_{1.875}\text{Ba}_{0.125}\text{CuO}_4$ ,” *Phys. Rev. B* **100**, 205125 (2019).
  - <sup>54</sup> Kevin A. Cremin, Jingdi Zhang, Christopher C. Homes, G. D. Gu, Zhiyuan Sun, Michael M. Fogler, Andrew J. Millis, D. N. Basov, and Richard D. Averitt, “Photoenhanced metastable c-axis electrodynamics in stripe-ordered cuprate  $\text{La}_{1.885}\text{Ba}_{0.115}\text{CuO}_4$ ,” *Proceedings of the National Academy of Sciences* **116**, 19875–19879 (2019).
  - <sup>55</sup> T. Huber, S. O. Mariager, A. Ferrer, H. Schäfer, J. A. Johnson, S. Gröbel, A. Lübcke, L. Huber, T. Kubacka, C. Dornes, C. Laulhe, S. Ravy, G. Ingold, P. Beaud, J. Demsar, and S. L. Johnson, “Coherent structural dynamics of a prototypical charge-density-wave-to-metal transition,” *Phys. Rev. Lett.* **113**, 026401 (2014).
  - <sup>56</sup> R. Arpaia, S. Caprara, R. Fumagalli, G. De Vecchi, Y. Y. Peng, E. Andersson, D. Betto, G. M. De Luca, N. B. Brookes, F. Lombardi, M. Salluzzo, L. Braicovich, C. Di Castro, M. Grilli, and G. Ghiringhelli, “Dynamical charge density fluctuations pervading the phase diagram of a Cu-based high- $T_c$  superconductor,” *Science* **365**, 906–910 (2019).
  - <sup>57</sup> D. J. Scalapino, E. Loh Jr, and J. E. Hirsch, “D-wave pairing near a spin-density-wave instability,” *Physical Review B* **34**, 8190 (1986).
  - <sup>58</sup> C. Gros, R. Joynt, and T. M. Rice, “Superconducting instability in the large- $U$  limit of the two-dimensional Hubbard model,” *Zeitschrift für Physik B Condensed Matter* **68**, 425–432 (1987).
  - <sup>59</sup> Gabriel Kotliar and Jialin Liu, “Superexchange mechanism and d-wave superconductivity,” *Physical Review B* **38**, 5142 (1988).
  - <sup>60</sup> C. C. Tsuei and J. R. Kirtley, “Pairing symmetry in cuprate superconductors,” *Reviews of Modern Physics* **72**, 969 (2000).
  - <sup>61</sup> D. J. Scalapino, “A common thread: The pairing interaction for unconventional superconductors,” *Rev. Mod. Phys.* **84**, 1383–1417 (2012).
  - <sup>62</sup> Thomas A. Maier, Peter Staar, V. Mishra, Utpal Chatterjee, J. C. Campuzano, and Douglas J. Scalapino, “Pairing in a dry fermi sea,” *Nature communications* **7**, 1–6 (2016).
  - <sup>63</sup> D. G. Mazzone, D. Meyers, Y. Cao, J. G. Vale, C. D. Dashwood, Y. Shi, A. J. A. James, N. J. Robinson, J. Q. Lin, V. Thampy, *et al.*, “Trapped Transient Magnons in the Gapped Antiferromagnet  $\text{Sr}_3\text{Ir}_2\text{O}_7$ ,” arXiv:2002.07301 (2020).
  - <sup>64</sup> Fa Wang and T. Senthil, “Twisted Hubbard Model for  $\text{Sr}_2\text{IrO}_4$ : Magnetism and Possible High Temperature Superconductivity,” *Phys. Rev. Lett.* **106**, 136402 (2011).
  - <sup>65</sup> Y. K. Kim, O. Krupin, J. D. Denlinger, A. Bostwick, E. Rotenberg, Q. Zhao, J. F. Mitchell, J. W. Allen, and B. J. Kim, “Fermi arcs in a doped pseudospin-1/2 heisenberg antiferromagnet,” *Science* **345**, 187–190 (2014).
  - <sup>66</sup> Sergii Parchenko, Eugenio Paris, Daniel McNally, Elsa Abreu, Markus Dantz, Elisabeth M. Bothschafter, Alexander H. Reid, William F. Schlotter, Ming-Fu Lin, Scott F. Wandel, Giacomo Coslovich, Sioan Zohar, Georgi L. Dakovski, J. J. Turner, S. Moeller, Yi Tseng, Milan Radovic, Conny Saathe, Marcus Agaaker, Joseph E. Nordgren, Steven L. Johnson, Thorsten Schmitt, and Urs Staub, “Orbital dynamics during an ultrafast insulator to metal transition,” *Phys. Rev. Research* **2**, 023110 (2020).
  - <sup>67</sup> M. Dell’Angela, F. Hieke, M. Malvestuto, L. Sturari, S. Bajt, I. V. Kozhevnikov, J. Ratanapreechachai, A. Caretta, B. Casarin, F. Glerean, A. M. Kalashnikova, R. V. Pisarev, Y. D. Chuang, G. Manzoni, F. Cilento, R. Mincigrucci, A. Simoncig, E. Principi, C. Masciovecchio, L. Raimondi, N. Mahne, C. Svetina, M. Zangrando, R. Passuello, G. Gaio, M. Prica, M. Scarcia, G. Kourousias, R. Borges, L. Giannessi, W. Wurth, and F. Parmigiani, “Extreme ultraviolet resonant inelastic X-ray scattering (RIXS) at a seeded free-electron laser,” *Scientific Reports* **6**, 38796 (2016).
  - <sup>68</sup> J. K. Freericks, H. R. Krishnamurthy, and Th. Pruschke, “Theoretical description of time-resolved photoemission spectroscopy: Application to pump-probe experiments,” *Phys. Rev. Lett.* **102**, 136401 (2009).
  - <sup>69</sup> Yao Wang, Martin Claassen, B. Moritz, and T. P. Devereaux, “Producing coherent excitations in pumped mott antiferromagnetic insulators,” *Physical Review B* **96**, 235142 (2017).
  - <sup>70</sup> J. K. Freericks, O. P. Matveev, A. M. Shvaika, and T. P. Devereaux, “Nonresonant pump/probe electronic raman scattering within nonequilibrium dynamical mean-field theory,” in *Ultrafast Bandgap Photonics III*, Vol. 10638 (International Society for Optics and Photonics, 2018) p. 1063807.
  - <sup>71</sup> Yao Wang, Thomas P. Devereaux, and Cheng-Chien Chen, “Theory of time-resolved raman scattering in correlated systems: Ultrafast engineering of spin dynamics and detection of thermalization,” *Physical Review B* **98**, 245106 (2018).
  - <sup>72</sup> Yuan Chen, Yao Wang, Chunjing Jia, Brian Moritz, Andriy M. Shvaika, James K. Freericks, and Thomas P. Devereaux, “Theory for time-resolved resonant inelastic x-ray scattering,” *Phys. Rev. B* **99**, 104306 (2019), **This paper provides a comprehensive theoretical derivation of the trRIXS cross-section.**
  - <sup>73</sup> J. Van Den Brink, “The theory of indirect resonant inelastic X-ray scattering on magnons,” *Europhys. Lett* **80**, 47003 (2007).
  - <sup>74</sup> Luuk J. P. Ament, Filomena Forte, and Jeroen van den Brink, “Ultrashort lifetime expansion for indirect resonant inelastic x-ray scattering,” *Physical Review B* **75**, 115118 (2007).
  - <sup>75</sup> Chunjing Jia, Krzysztof Wohlfeld, Yao Wang, Brian Moritz, and Thomas P. Devereaux, “Using RIXS to uncover elementary charge and spin excitations,” *Physical*

- Review X **6**, 021020 (2016).
- <sup>76</sup> S. Paegel, B. Fauseweh, A. Osterkorn, T. Köhler, D. Manske, and S. R. Manmana, “Detecting superconductivity out of equilibrium,” *Phys. Rev. B* **101**, 180507 (2020).
  - <sup>77</sup> Matteo Rossi, Riccardo Arpaia, Roberto Fumagalli, Marco Moretti Sala, Davide Betto, Kurt Kummer, Gabriella M De Luca, Jeroen van den Brink, Marco Salluzzo, Nicholas B Brookes, *et al.*, “Experimental determination of momentum-resolved electron-phonon coupling,” *Physical review letters* **123**, 027001 (2019).
  - <sup>78</sup> Takami Tohyama and Kenji Tsutsui, “Spectral weight of resonant inelastic x-ray scattering in doped cuprates: Effect of core-hole lifetime,” *International Journal of Modern Physics B* **32**, 1840017 (2018).
  - <sup>79</sup> Yuan Chen, Yao Wang, Martin Claassen, Brian Moritz, and Thomas P Devereaux, “Observing photo-induced chiral edge states of graphene nanoribbons in pump-probe spectroscopies,” arXiv:2005.00684 (2020).
  - <sup>80</sup> LJP Ament, M Van Veenendaal, and J Van Den Brink, “Determining the electron-phonon coupling strength from resonant inelastic x-ray scattering at transition metal l-edges,” *EPL (Europhysics Letters)* **95**, 27008 (2011).
  - <sup>81</sup> Andrey Geondzhian and Keith Gilmore, “Generalization of the Franck-Condon model for phonon excitations by resonant inelastic x-ray scattering,” *Phys. Rev. B* **101**, 214307 (2020).
  - <sup>82</sup> R Mankowsky, A Subedi, M Först, S O Mariager, M Chollet, H T Lemke, J S Robinson, J M Glowia, M P Minitti, A Frano, M Fechner, N A Spaldin, T Loew, B Keimer, A Georges, and A Cavalleri, “Nonlinear lattice dynamics as a basis for enhanced superconductivity in  $\text{YBa}_2\text{Cu}_3\text{O}_{6.5}$ ,” *Nature* **516**, 71–73 (2014).
  - <sup>83</sup> Mike Dunne, “Lcls strategic facility development plan,” (2019).
  - <sup>84</sup> Mike Dunne, “X-ray free-electron lasers light up materials science,” *Nature Reviews Materials* **3**, 290–292 (2018).
  - <sup>85</sup> J H Mentink and M Eckstein, “Ultrafast Quenching of the Exchange Interaction in a Mott Insulator,” *Physical Review Letters* **113**, 057201 (2014).
  - <sup>86</sup> J H Mentink, K Balzer, and M Eckstein, “Ultrafast and reversible control of the exchange interaction in Mott insulators,” *Nature Communications* **6**, 6708 (2015), **Theoretical proposal for the transient manipulation of the exchange interaction via Floquet engineering of the intermediate electronic state.**
  - <sup>87</sup> Swati Chaudhary, David Hsieh, and Gil Refael, “Orbital floquet engineering of exchange interactions in magnetic materials,” *Phys. Rev. B* **100**, 220403 (2019).
  - <sup>88</sup> Nicklas Walldorf, Dante M. Kennes, Jens Paaske, and Andrew J. Millis, “The antiferromagnetic phase of the Floquet-driven Hubbard model,” *Phys. Rev. B* **100**, 121110 (2019).
  - <sup>89</sup> M Först, C. Manzoni, S Kaiser, Y. Tomioka, Y Tokura, R Merlin, and A Cavalleri, “Nonlinear phononics as an ultrafast route to lattice control,” *Nature Physics* **7**, 854–856 (2011).
  - <sup>90</sup> Alaska Subedi, Andrea Cavalleri, and Antoine Georges, “Theory of nonlinear phononics for coherent light control of solids,” *Phys. Rev. B* **89**, 220301 (2014).
  - <sup>91</sup> Y Y Peng, G Dellea, M Minola, M Conni, A Amorese, D Di Castro, G M De Luca, K Kummer, M Salluzzo, X Sun, X J Zhou, G Balestrino, M Le Tacon, B Keimer, L Braicovich, N B Brookes, and G Ghiringhelli, “Influence of apical oxygen on the extent of in-plane exchange interaction in cuprate superconductors,” *Nature Physics* **4**, 2459–7 (2017).
  - <sup>92</sup> Luke J Sandilands, Yao Tian, Kemp W Plumb, Young-June Kim, and Kenneth S Burch, “Scattering Continuum and Possible Fractionalized Excitations in  $\alpha\text{-RuCl}_3$ ,” *Physical Review Letters* **114**, 147201 (2015).
  - <sup>93</sup> Sae Hwan Chun, Jong-Woo Kim, Jungho Kim, H Zheng, Constantinos C Stoumpos, CD Malliakas, JF Mitchell, Kavita Mehlawat, Yogesh Singh, Y Choi, *et al.*, “Direct evidence for dominant bond-directional interactions in a honeycomb lattice iridate  $\text{Na}_2\text{IrO}_3$ ,” *Nature Physics* **11**, 462–466 (2015).
  - <sup>94</sup> H Gretarsson, JP Clancy, Yogesh Singh, P Gegenwart, JP Hill, Jungho Kim, MH Upton, AH Said, D Casa, T Gog, *et al.*, “Magnetic excitation spectrum of  $\text{Na}_2\text{IrO}_3$  probed with resonant inelastic X-ray scattering,” *Physical Review B* **87**, 220407 (2013).
  - <sup>95</sup> Joji Nasu, Johannes Knolle, Dima L Kovrizhin, Yukitoshi Motome, and Roderich Moessner, “Fermionic response from fractionalization in an insulating two-dimensional magnet,” *Nature Physics* **12**, 912–915 (2016).
  - <sup>96</sup> Thierry Giamarchi, *Quantum physics in one dimension*, Internat. Ser. Mono. Phys. (Clarendon Press, Oxford, 2004).
  - <sup>97</sup> J Schlappa, K Wohlfeld, K J Zhou, M Mourigal, M W Haverkort, V N Strocov, L Hozoi, C Monney, S Nishimoto, S Singh, A Revcolevschi, J S Caux, L Patthey, H M Rønnow, J Van Den Brink, and T Schmitt, “Spin-orbital separation in the quasi-one-dimensional Mott insulator  $\text{Sr}_2\text{CuO}_3$ ,” *Nature* **485**, 8285 (2012).
  - <sup>98</sup> Valentina Bisogni, Krzysztof Wohlfeld, Satoshi Nishimoto, Claude Monney, Jan Trinckauf, Kejin Zhou, Roberto Kraus, Klaus Koepernik, Chinnathambi Sekar, Vladimir Strocov, Bernd Büchner, Thorsten Schmitt, Jeroen van den Brink, and Jochen Geck, “Orbital Control of Effective Dimensionality: From Spin-Orbital Fractionalization to Confinement in the Anisotropic Ladder System  $\text{CaCu}_2\text{O}_3$ ,” *Phys. Rev. Lett.* **114**, 096402 (2015).
  - <sup>99</sup> Cheng-Chien Chen, Michel van Veenendaal, Thomas P Devereaux, and Krzysztof Wohlfeld, “Fractionalization, entanglement, and separation: understanding the collective excitations in a spin-orbital chain,” *Physical Review B* **91**, 165102 (2015).
  - <sup>100</sup> Chen Ning Yang, “ $\eta$  pairing and off-diagonal long-range order in a Hubbard model,” *Phys. Rev. Lett.* **63**, 2144–2147 (1989).
  - <sup>101</sup> Shoucheng Zhang, “Pseudospin symmetry and new collective modes of the Hubbard model,” *Phys. Rev. Lett.* **65**, 120–122 (1990).
  - <sup>102</sup> Philipp Werner, Hugo UR Strand, Shintaro Hoshino, Yuta Murakami, and Martin Eckstein, “Enhanced pairing susceptibility in a photodoped two-orbital Hubbard model,” *Physical Review B* **97**, 165119 (2018).
  - <sup>103</sup> Sota Kitamura and Hideo Aoki, “ $\eta$ -pairing superfluid in periodically-driven fermionic Hubbard model with strong attraction,” *Phys. Rev. B* **94**, 174503 (2016).
  - <sup>104</sup> Tatsuya Kaneko, Tomonori Shirakawa, Sandro Sorella, and Seiji Yunoki, “Photoinduced  $\eta$  Pairing in the Hubbard Model,” *Phys. Rev. Lett.* **122**, 077002 (2019).
  - <sup>105</sup> Matthew W. Cook and Stephen R. Clark, “Controllable finite-momenta dynamical quasicondensation in the periodically driven one-dimensional Fermi-Hubbard model,” *Phys. Rev. A* **101**, 033604 (2020).

- <sup>106</sup> Ryo Fujiuchi, Tatsuya Kaneko, Koudai Sugimoto, Seiji Yunoki, and Yukinori Ohta, “Superconductivity and charge density wave under a time-dependent periodic field in the one-dimensional attractive Hubbard model,” *Phys. Rev. B* **101**, 235122 (2020).
- <sup>107</sup> Francesco Peronaci, Olivier Parcollet, and Marco Schiró, “Enhancement of local pairing correlations in periodically driven Mott insulators,” *Phys. Rev. B* **101**, 161101 (2020).
- <sup>108</sup> Hakuto Suzuki, Matteo Minola, Yi Lu, Yingying Peng, Roberto Fumagalli, Emilie Lefrançois, Toshinao Loew, Juan Porras, Kurt Kummer, Davide Betto, Shigeyuki Ishida, Hiroshi Eisaki, Cheng Hu, Xingjiang Zhou, Maurits W Haverkort, Nicholas B Brookes, Lucio Braicovich, Giacomo Ghiringhelli, Matthieu Tacon, and Bernhard Keimer, “Probing the energy gap of high-temperature cuprate superconductors by resonant inelastic x-ray scattering,” *npj Quantum Materials* **3**, 65 (2018).
- <sup>109</sup> Y Ma and M Blume, “Interference of fluorescence x rays and coherent excitation of core levels,” *Review of Scientific Instruments* **66**, 1543–1545 (1995).
- <sup>110</sup> A Revelli, M Moretti Sala, G Monaco, P Becker, L Bohatý, M Hermanns, T C Koethe, T Fröhlich, P Warzanowski, T Lorenz, S V Streltsov, P H M van Loosdrecht, D I Khomskii, J Van Den Brink, and M Grüninger, “Resonant inelastic x-ray incarnation of Young’s double-slit experiment,” *Science Advances* **5**, eaav4020 (2019),  
**Experimental observation of intermediate state interference in the RIXS spectrum of a dimerized oxide.**
- <sup>111</sup> P Abbamonte, G Blumberg, A Rusydi, A Gozar, P G Evans, T Siegrist, L Venema, H Eisaki, E D Isaacs, and G A Sawatzky, “Crystallization of charge holes in the spin ladder of  $\text{Sr}_{14}\text{Cu}_{24}\text{O}_{41}$ ,” *Nature* **431**, 1078–1081 (2004).
- <sup>112</sup> Junjie Zhang, Yu-Sheng Chen, D Phelan, Hong Zheng, M R Norman, and J F Mitchell, “Stacked charge stripes in the quasi-2D trilayer nickelate  $\text{La}_4\text{Ni}_3\text{O}_8$ ,” *Proceedings of the National Academy of Sciences of the United States of America* **113**, 8945–8950 (2016).
- <sup>113</sup> Junjie Zhang, A S Botana, J W Freeland, D Phelan, Hong Zheng, V Pardo, M R Norman, and J F Mitchell, “Large orbital polarization in a metallic square-planar nickelate,” *Nature Physics* **13**, 864–869 (2017).
- <sup>114</sup> F Duncan M Haldane, “Model for a quantum Hall effect without Landau levels: Condensed-matter realization of the” parity anomaly,” *Physical Review Letters* **61**, 2015 (1988).
- <sup>115</sup> Martin Claassen, Chunjing Jia, Brian Moritz, and Thomas P Devereaux, “All-optical materials design of chiral edge modes in transition-metal dichalcogenides,” *Nature communications* **7**, 1–8 (2016).
- <sup>116</sup> Hannes Hübener, Michael A Sentef, Umberto De Giovannini, Alexander F Kemper, and Angel Rubio, “Creating stable Floquet–Weyl semimetals by laser-driving of 3D Dirac materials,” *Nature Communications* **8**, 13940 (2017).
- <sup>117</sup> Takuya Kitagawa, Takashi Oka, Arne Brataas, Liang Fu, and Eugene Demler, “Transport properties of nonequilibrium systems under the application of light: Photoinduced quantum Hall insulators without Landau levels,” *Physical Review B* **84**, 235108 (2011).
- <sup>118</sup> Zhenghao Gu, HA Fertig, Daniel P Arovas, and Assa Auerbach, “Floquet spectrum and transport through an irradiated graphene ribbon,” *Physical review letters* **107**, 216601 (2011).
- <sup>119</sup> Gonzalo Usaj, Pablo Matías Perez-Piskunow, LEF Foa Torres, and Carlos Antonio Balseiro, “Irradiated graphene as a tunable Floquet topological insulator,” *Physical Review B* **90**, 115423 (2014).
- <sup>120</sup> LEF Foa Torres, Pablo Matías Perez-Piskunow, Carlos Antonio Balseiro, and Gonzalo Usaj, “Multiterminal conductance of a Floquet topological insulator,” *Physical review letters* **113**, 266801 (2014).
- <sup>121</sup> Hossein Dehghani, Takashi Oka, and Aditi Mitra, “Out-of-equilibrium electrons and the Hall conductance of a Floquet topological insulator,” *Physical Review B* **91**, 155422 (2015).
- <sup>122</sup> JL Zhang, SJ Zhang, HM Weng, W Zhang, LX Yang, QQ Liu, SM Feng, XC Wang, RC Yu, LZ Cao, *et al.*, “Pressure-induced superconductivity in topological parent compound  $\text{Bi}_2\text{Te}_3$ ,” *Proceedings of the National Academy of Sciences* **108**, 24–28 (2011).
- <sup>123</sup> Kevin Kirshenbaum, PS Syers, AP Hope, NP Butch, JR Jeffries, ST Weir, JJ Hamlin, MB Maple, YK Vohra, and J Paglione, “Pressure-induced unconventional superconducting phase in the topological insulator  $\text{Bi}_2\text{Se}_3$ ,” *Physical review letters* **111**, 087001 (2013).
- <sup>124</sup> Yonghui Zhou, Juefei Wu, Wei Ning, Nana Li, Yongping Du, Xuliang Chen, Ranran Zhang, Zhenhua Chi, Xuefei Wang, Xiangde Zhu, *et al.*, “Pressure-induced superconductivity in a three-dimensional topological material  $\text{ZrTe}_5$ ,” *Proceedings of the National Academy of Sciences* **113**, 2904–2909 (2016).
- <sup>125</sup> Lanpo He, Yating Jia, Sijia Zhang, Xiaochen Hong, Changqing Jin, and Shiyang Li, “Pressure-induced superconductivity in the three-dimensional topological Dirac semimetal  $\text{Cd}_3\text{As}_2$ ,” *npj Quantum Materials* **1**, 16014 (2016).