

Inside the x-rated world of “premium” social media accounts

Nikolaos Lykousas¹, Fran Casino¹, and Constantinos Patsakis^{1,2}

¹ University of Piraeus, Greece. {nlykousas, fran.casino, kpatsak}@unipi.gr

² Athena Research Center, Greece

Abstract. During the last few years, there has been an upsurge of social media influencers who are part of the adult entertainment industry, referred to as *Performers*. To monetize their online presence, Performers often engage in practices which violate community guidelines of social media, such as selling subscriptions for accessing their private “premium” social media accounts, where they distribute adult content. In this paper, we collect and analyze data from FanCentro, an online marketplace where Performers can sell adult content and subscriptions to private accounts in platforms like Snapchat and Instagram. Our work aims to shed light on the semi-illicit adult content market layered on the top of popular social media platforms and its offerings, as well as to profile the demographics, activity and content produced by Performers.

Keywords: Influencers · Marketplace · Performers · Adult content · Premium accounts · Community guidelines

1 Introduction

In the world of social media, content creators play a central role in shaping a global online culture. The content creators who raise in popularity can attain the status of online micro-celebrities, and they are commonly characterized as *influencers* [9]. The main objective of influencers is to produce digital content which attracts users’ attention and rapidly gains popularity, often becoming ‘viral’, in platforms such as Instagram and YouTube [7,13]. In this regard, influencers leverage focused visual content and targeted communication techniques to capture and sustain the attention of social media users, thus building large follower bases and attaining organic social reach. Social media content creators can thus monetize their reach in various ways, such as using word-of-mouth marketing techniques and promoting brands and campaigns [16,11].

One of the most prevalent strategies employed by influencers to entice followers towards heightened forms of emotional engagement is sexualized labour [5]. Posting sexualized images in social media is a popular form of self-presentation for young adults [3,1,14,15], and it is outlined as the core tactic to attract followers for a particular type of influencers, which are categorized as “*Performers*” in [5].

This category of influencers includes adult performers/entertainers, sex workers and models. In all cases, after building an audience in mainstream social media, Performers redirect their followers to external outlets for purchasing exclusive content, often

pornographic in nature. Notable examples of such outlets are platforms like OnlyFans³ (effectively an ‘adult’ version of Instagram), and “premium” Snapchat accounts, offering a lucrative income stream for Performers looking to monetize their online presence [2]. For social media platforms like Snapchat, the community guidelines⁴ explicitly *prohibit accounts that promote or distribute pornographic content*. Nonetheless, it has been shown that community guidelines cannot be effectively enforced to ban adult content in social media [12]. As such, Performers who systematically violate community guidelines by posting overtly sexual content, have to use external means for managing transactions with their client base, as well as maintaining their digital presence in multiple social outlets, in case their accounts get suspended.

In this paper, we analyze data collected from *FanCentro*⁵, a platform where Performers can monetize their fan base via selling subscriptions to their private social media accounts. Additionally, FanCentro enables Performers to directly sell private content through a media feed, as well as chatting functionality between Performers and their subscribers. As a requirement for opening an account in FanCentro, Performers have to provide a digital copy of government-issued ID for age verification purposes. After this verification step, FanCentro, for a fraction of the paid subscriptions, handles all of the necessary transactions and administrative activities.

There are two main reasons we chose FanCentro over other similar platforms such as OnlyFans, which have gained wide mainstream media attention [4]. First, its primary focus is selling access to “premium” accounts in social platforms which, strictly, are not content marketplaces (i.e. Snapchat and Instagram). Second, FanCentro website provides a complete listing⁶ of Performer profiles, enabling us to collect data without having to employ sampling techniques which could potentially bias our findings. Our work aims to shed light on the mechanics of the semi-illicit industry of premium social media subscriptions and services offered by Performers, in the context of adult content marketplaces such as FanCentro.

2 Data Collection

We constructed a *complete* dataset with the profiles of Performers registered in FanCentro as of April 5th, 2020. In Figure 1, we provide an illustrative example of a Performer’s profile page. We note that only Performers have public profiles and can post content, while regular users/subscribers can only interact with Performers (i.e. follow, message, like/comment to their posts) and not other users. In total, we collected the profile attributes, published content metadata, and offered products for 16,488 users. For this, we created a crawler which consumes the API used by FanCentro’s website, enabling us to collect the relevant data. Despite the “public” nature of collected information, we follow Zimmer’s approach [17]. In this regard, the data remains anonymized during all the steps of our analysis, and we report only aggregate findings.

³ <https://onlyfans.com>

⁴ <https://www.snap.com/en-US/community-guidelines>

⁵ <https://fancentro.com>

⁶ In contrast, OnlyFans platform does not have such functionality.

FANCENTRO Search anything

ABOUT FEED (9) TIP ME CLIPS (4)

Serena [Redacted Name] 261 followers

Hey, Cuties! I'm 22, milf & I have a significant kink for videotaping myself and taking nudes! So glad you've found my account! (: I have several premium accounts, so when you sign up I will add you right to my closed circle of intimate friends, and that's just how it starts, babe! We can exchange naughty pics & vids and DM each other all the time! I offer dick ratings, girlfriend experiences, and plenty more!

Unlock my story Starting from \$ 10.83 /mo

Follow my Starting from \$ 10 /mo

Subscribe to Starting from \$ 0 June-time

My Links

- Private Instagram
- My Fanclub
- My Stripchat Profile
- Amazon Wishlist
- Pornhub
- MyGirlFund

Tags

petite petite blonde naughty milf amateur small tits

Stats

Date of birth:	07 Mar 1998
Language:	English
Gender:	Female
Breast size:	A
Weight:	92 lbs
Height:	5' 1"
Hair color:	Other

Fig. 1: An example Performer's profile page in FanCentro.

In order to measure the activity in FanCentro in terms of new registrations of Performers, in Figure 2, we plot the number of accounts created each week since the launch of the platform. From January of 2017 (FanCentro launch), the weekly registrations show an increasing trend until a peak was reached in November of 2018. Since then the registration rate has been generally sustained, until we observe a spike in registrations the last week of March 2020, followed by the first week of April 2020, with 196 and 161 new users, respectively. This sharp increase in new users towards the end of March 2020 is also reflected in other similar sites, and it can be linked to the coronavirus pandemic, the consequent lockdowns, and its implications for sex work [6,10].

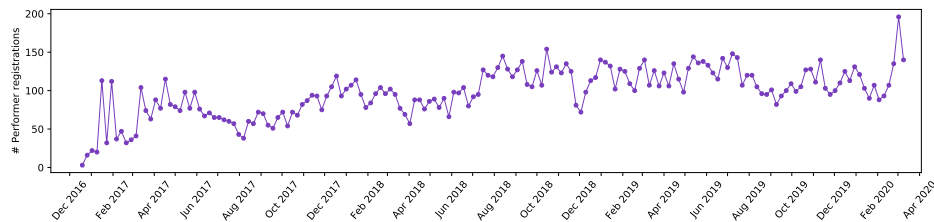


Fig. 2: Weekly registrations

3 Results and Discussion

3.1 Characterizing Performers

Sexual Orientation	Sexual Identity			Total
	Female	Male	Trans	
Bisexual	2486	52	41	2579
Gay	202	34	5	241
Straight	3544	141	27	3712
Trans	18	4	44	66
Total	6250	231	117	6598

Table 1: Sexual identity and orientation

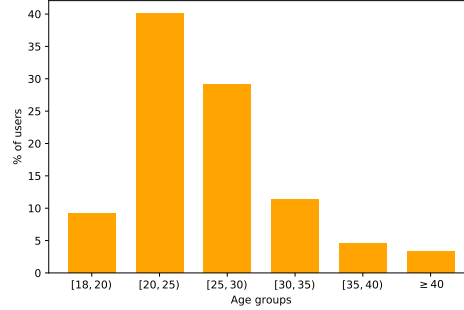


Fig. 3: Age Distribution

In this section, we study the collected profiles in terms of characterizing attributes. This includes self-reported demographic information (i.e. sexual identity and orientation, age), descriptive tags, and external links to other sites, as provided by Performers. In Table 1, we report the number of profiles per sexual identity and orientation. Notably, 9,879 profiles did not include this information. Nevertheless, after analyzing the rest of the profiles, we can conclude that the majority of Performers identify as straight females. In Figure 3, we depicted the age distribution for the profiles containing the birthdate attribute (4,526 profiles). We observe that the most common age group is 20-25 years (1,857 profiles), followed by 25-30 (1,347 profiles). The latter means that the 70% of Performers who reported their birthday are within the age bracket of 20 to 30 years. The next step of our analysis focused on the tags used by the Performers. In this regard, Figure 4a shows a WordCloud representation of the most frequent tags used by Performers (found in 4,558 profiles). We observe that they mostly include pornographic terms, with “sexy” and “ass” being the most popular (1,472 and 928 occurrences, respectively). The outcomes of the analysis of the external links are depicted in In Figure 4b. We can observe that the most common external links from the profiles collected in our dataset are Instagram and Twitter, closely followed by public Snapchat accounts. This indicates that Performers orchestrate their online presence across multiple social outlets, enabling them to reach and engage a diverse audience. Moreover, Amazon wish lists, webcam modelling (“*camming*”) platforms [8] and porn sites have a relevant representation.

3.2 Exploring the supply and demand

In order to get an insight into the activities performed in FanCentro, we analyze the metadata information related to the collected profiles, including the amount of funds

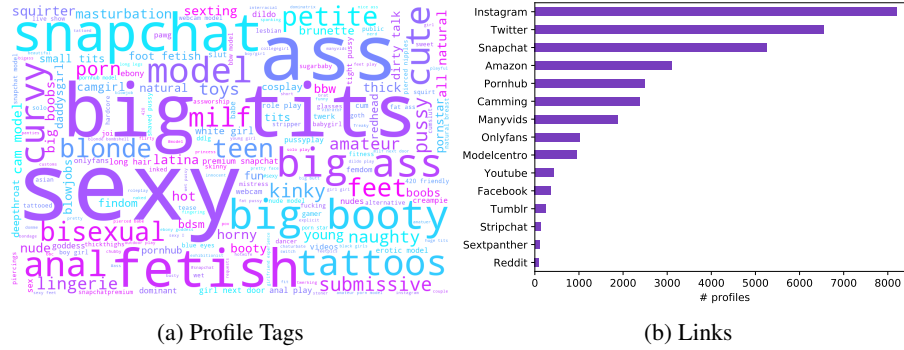


Fig. 4: Descriptive characteristics of Performers profiles: tags and links to external sites.

payable to the Performer in the next payout (revenue), the followers and the content posted by Performers.⁷

The *revenue* reflects the monetary sum of recurring sales (i.e. subscriptions) at crawl time, plus any income from one-off payments (including gratuity/tips, video clip sales and ‘lifetime access’ services) that are on hold by FanCentro until the next payout to the content creator.⁸ Provided the dynamic nature of subscriptions and content produced by Performers, revenue is a quantity that fluctuates due to a variety of reasons, including cancellation of subscriptions, chargebacks, external factors governing Performers’ popularity, etc. To assess the extent to which the revenue fluctuates over time, we use a snapshot of FanCentro profiles that we collected on March 2nd, 2020. To this end, a two-tailed KolmogorovSmirnov test was used, revealing no significant differences in Performers’ revenues between two consecutive months ($p = 0.44$). We found that the revenue distribution is extremely skewed, with the overwhelming majority of the Performers (96.4%) generating zero revenue within the aforementioned period. In Figure 5a, we plot the revenue cumulative distribution function (CDF) for the 602 revenue-earning Performers (3.6% of profiles). We observe that 80% are below the minimum payout threshold of 100 USD⁹, meaning that only a negligible fraction of the performers in our dataset (0.8% approx.) would be certain to receive income by FanCentro during the next payout. Nonetheless, the revenues for the period between 23 March - 5 April 2020 period reach up to 12,615 USD. In total, the gross earnings of Performers amount to 73,607 USD for the payout period captured in our dataset.

Next, in Figure 5b, we show the CDF of the number of followers. Contrary to the revenue, 78.5% of the profiles have followers. However, the revenue-generating Performers have up to two orders of magnitude more followers than the rest. The statistical significance of this difference was also confirmed by a two-tailed KolmogorovSmirnov

⁷ Revenue is personal in nature and is normally visible only via the dashboard of each Performer. We have contacted FanCentro regarding this matter, and it has been removed from the data delivered via the public API.

⁸ FanCentro pays Influencers once a week after two weeks of the revenue generation date according to the license agreement.

⁹ <https://centroprofits.com/faq>

test ($p < 0.01$). In terms of posts, Performers in total have uploaded 73,233 photos, 43,860 videos and 4,867 clips, with the first two being part of their media feeds, while the clips are sold separately. Figure 5c shows the CDF of the total number of posts. We observe that Performers earning income have clearly more posts than the ones who do not, however, the majority of Performers have less than ten postings (61% and 93% for the revenue and non-revenue generating ones, respectively). Again, a two-tailed KolmogorovSmirnov test confirms that the difference between the distributions of the number of posts for revenue and non-revenue earning Performers is significant ($p < 0.01$). The low number of posts indicates that Performers, generally prefer to share their content in outlets different than FanCentro.

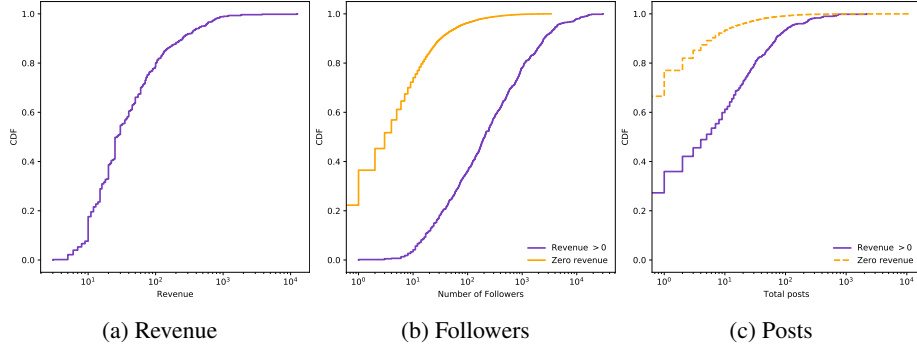


Fig. 5: Cumulative distribution functions (CDFs) of (non-zero) revenue, number of followers and posts.

3.3 FanCentro content

To get a better understanding of the content Performers upload in FanCentro, we analyze their media feeds which, in terms of access, can contain two kinds of posts: *private* (only accessible by paying subscribers to their media feed) and *public* (freely accessible). In our dataset, the majority (89%) of posts are private (104,737 posts), while the rest are public (12,356 posts).

In Figure 6, we depict the number of posts per month. We observe a consistently increasing trend in the number of posts, with a spike of 21,300 posts in December 2018, followed by March 2020 (7,325 posts), which is the second most active month in terms of posting activity. Next, we examine the characteristics of Performers' posts in terms of text content (titles) and user reactions, which results are depicted in Figure 7. In our dataset, user reactions to Performers' posted content are relatively scarce, with 79% and 92% of the posts receiving zero likes and comments, respectively. This behaviour can be observed in Figure 7a, which shows the CDFs of the reactions per post.

Notably, the majority of these posts received just one reaction, while the most popular post in our dataset has 316 likes and 55 comments. The low number of reactions in

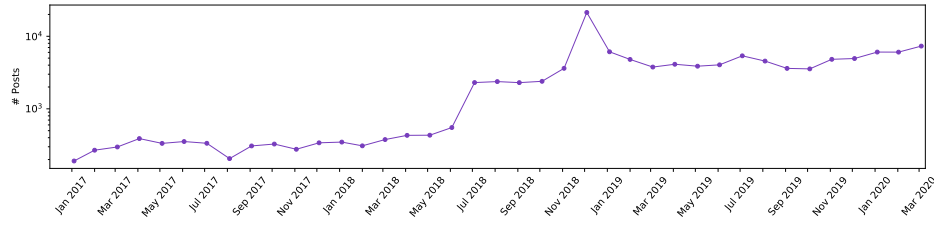


Fig. 6: Monthly posting activity

posts comes in contrast with the relatively large numbers of followers that Performers attract, as showcased previously. In fact, there exists only a moderate correlation between the number of reactions per post and the total number of a Performer’s followers (Spearman’s $\rho = 0.48$). In Figure 7b, we created a WordCloud of the post titles. It is apparent that, apart from terms of endearment and sexual terms, the phrase “subscriber benefits” is prevalent, which could provide an explanation for our previous observation: to a significant extend, Performers might use FanCentro media feed posts as an additional means to promote their premium content in other channels.

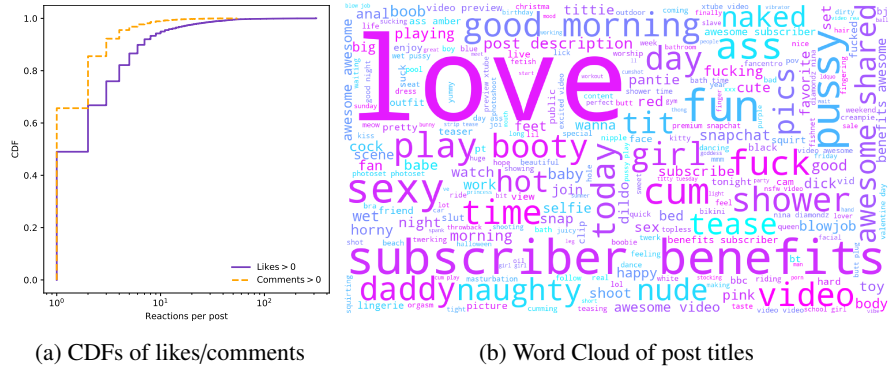


Fig. 7: Characteristics of posts in terms of text content and reactions (likes, comments).

Finally, we study the characteristics of the video clips uploaded by Performers, which are sold separately. The 4,867 clips in our dataset were produced by 920 Performers, 285 (31%) of which had non-zero revenue. A subset of 1,078 clips is categorized as “free for followers”, meaning that the Performers’ followers can view these clips for free. This could explain the high numbers of followers that some of the Performers attract since this is a characterizing behaviour of the consumers of adult content [12]. Clips in our dataset have a mean duration of approximately 8 minutes and an average price of 11 USD per clip, while clip duration and price are moderately correlated (Spearman’s $\rho = 0.45$).

3.4 Premium social media accounts

We conclude our analysis by examining the different payment models for accessing the different channels used by Performers to distribute their private content. In FanCentro, the purchasable services include access to “premium” Snapchat and Instagram accounts and the platform’s private media feed¹⁰. In the collected data we identified three separate payment models for accessing these services: *one-time*, *recurring* and *free trial*. The first two refer to one-off and recurring payments to access new content, respectively, while the “free trial” model allows customers to have a month of free access to the specific service, before reverting to recurring subscription payment. In Table 2, we present the distribution of the different payment models for the offered services. Private Snapchat is by far the most popular premium service, and the majority of Performers prefer offering their services as subscriptions.

Premium Service	Payment model			
	Recurring	One-time	Free Trial	Total
Snapchat	11635	1153	41	12829
FanCentro	4716	0	5	4721
Instagram	1741	191	0	1932
Total	18092	1344	46	19482

Table 2: Premium services

The mean price of the Performers selling their services under one-off payments is 30 USD for Snapchat and 32 USD for Instagram. To get a deeper insight into the recurring payment model adopted by the majority of Performers, in Figure 8 we present the distribution of subscription offerings, and in Figure 9 we show the monthly subscription price distribution per service and total subscription duration. For simplicity, we only consider the subscription periods with more than 100 occurrences in our dataset. We note that Performers can offer their services at discounted rates as a means of promotion (similar to free trial access), which comprise a small fraction of the total offerings (2,004 in total).

In Figure 8, we observe that the most popular service is the yearly Snapchat subscription, offered by 5,892 performers, followed by monthly Snapchat subscription (3,828 offerings) and yearly access to FanCentro feed (2,921 offerings). While three-month and half-year subscriptions exist, they are not common, accounting only for 25% of total offerings. The subscription fee is calculated on the total subscription period. As such, the monthly price generally decreases as the subscription duration increases. The monthly subscription to Performers’ premium accounts, which is the pricier option in

¹⁰ Recently FanCentro has introduced a purchasable direct messaging service enabling direct communication between users and Performers. Nonetheless, we excluded it from our analysis due to the low number of observations in our dataset.

all cases, on average costs 21.7 USD and 58 USD for Snapchat (Figure 9a) and Instagram (Figure 9c) accounts, respectively. Notably, in the first case, the price can go up to 5,000 USD, and in the second case up to 8,000 USD. In this regard, the lowest priced service is access to FanCentro media feed ($\mu = 17.3$ USD), which can cost up to 500 USD monthly (Figure 9b). Nevertheless, the most common subscription duration is one year, priced on average 10 USD/month for Snapchat and FanCentro feed, and 14 USD/month for Instagram. Additionally, discounted rates show an average decrease of 6 USD/month for Snapchat, 14 USD/month for Instagram and 4 USD/month for FanCentro feed, when compared to the normal prices of each service, respectively.

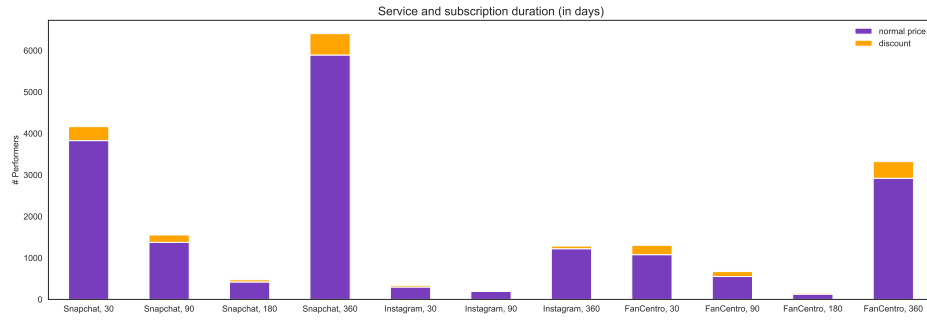


Fig. 8: Number of offerings per service and subscription duration.

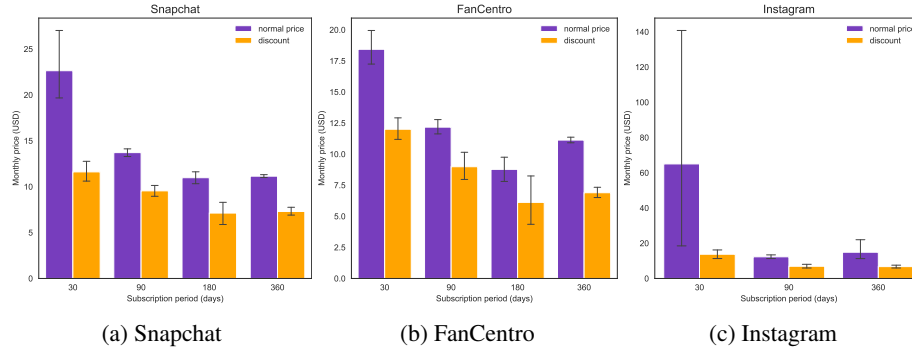


Fig. 9: Bar plots of monthly subscription price (normal and discounted) per service and subscription duration.

4 Conclusions

In this work, we performed the first quantitative analysis of the semi-illicit adult content market layered on the top of popular social media platforms like Snapchat and Instagram. To this end, we studied the demographics and activity of the selling users in FanCentro, as well as some descriptive characteristics of the content they upload. The existence of sites like FanCentro where Performers can openly sell and promote premium social media accounts indicate that the industry built on the inefficacy of social media platforms to enforce community guidelines for effectively banning adult content is here to stay. This inefficacy is exploited and monetized in large scale, exacerbated by the fact the explicit content is staying “hidden” in private accounts, access to which is sold through the different models studied.

Moreover, our findings indicate that the coronavirus-induced lockdowns have accelerated the growth of this marketplace. This phenomenon is also reflected by the rise of other influencer-centric adult content markets, such as OnlyFans, which observed a major increase in traffic during the coronavirus pandemic [6,10]. In part, this is due to the fact that a large number of sex workers lost their original revenue streams because of the virus; in addition, an increasing number of influencers transition to online sex work as a means to adapt to the economic downturn which caused companies to reduce marketing budgets, that would have been otherwise used for sponsored content [4]. The strong online presence of Performers across multiple popular social media sites where they openly promote their paid content signals the shift of online adult content industry towards an increasingly mainstream, gig economy. Nonetheless, the proliferation of adult content flowing unobstructed through social media, diffused and being promoted via users with large followings, might pose a serious threat to the safety of mainstream online communities, especially for the younger users.

Acknowledgements

This work was supported by the European Commission under the Horizon 2020 Programme (H2020), as part of the project *LOCARD* (<https://locard.eu>) (Grant Agreement no. 832735).

The content of this article does not reflect the official opinion of the European Union. Responsibility for the information and views expressed therein lies entirely with the authors.

The authors would also like to thank the anonymous reviewers for their valuable comments and suggestions.

References

1. Baumgartner, S.E., Sumter, S.R., Peter, J., Valkenburg, P.M.: Sexual self-presentation on social network sites: Who does it and how is it perceived? *Computers in Human Behavior* **50**, 91–100 (2015)
2. Clarke, L.: The x-rated world of premium Snapchat has spawned an illicit underground industry. <https://www.wired.co.uk/article/premium-snapchat-adult-models> (2019), accessed: 04/05/2020

3. Daniels, E.A.: Sexiness on social media: The social costs of using a sexy profile photo. *Sexualization, Media, & Society* **2**(4), 2374623816683522 (2016)
4. Downs, C.: OnlyFans, Influencers, And The Politics Of Selling Nudes During A Pandemic. <https://www.elle.com/culture/a32459935/onlyfans-sex-work-influencers/> (2020), accessed: 14/05/2020
5. Drenten, J., Gurrieri, L., Tyler, M.: Sexualized labour in digital culture: Instagram influencers, porn chic and the monetization of attention. *Gender, Work & Organization* **27**(1), 41–66 (2020)
6. Drolet, G.: Sex Work Comes Home. <https://www.nytimes.com/2020/04/10/style/camsoda-onlyfans-streaming-sex-coronavirus.html> (2020), accessed: 04/05/2020
7. Gómez, A.R.: Digital fame and fortune in the age of social media: A classification of social media influencers. *aDResearch: Revista Internacional de Investigación en Comunicación* (19), 8–29 (2019)
8. Henry, M.V., Farvid, P.: always hot, always live: Computer-mediated sex work in the era of camming. *Women’s Studies Journal* **31**(2) (2017)
9. Khamis, S., Ang, L., Welling, R.: Self-branding, micro-celebrity and the rise of social media influencers. *Celebrity studies* **8**(2), 191–208 (2017)
10. Lee, A.: Coronavirus is bad news for Big Porn but great news for OnlyFans. <https://www.wired.co.uk/article/coronavirus-porn-industry-onlyfans> (2020), accessed: 04/05/2020
11. Lou, C., Yuan, S.: Influencer marketing: how message value and credibility affect consumer trust of branded content on social media. *Journal of Interactive Advertising* **19**(1), 58–73 (2019)
12. Lykousas, N., Gómez, V., Patsakis, C.: Adult content in social live streaming services: Characterizing deviant users and relationships. In: 2018 IEEE/ACM International Conference on Advances in Social Networks Analysis and Mining (ASONAM). pp. 375–382. IEEE (2018)
13. Nandagiri, V., Philip, L.: Impact of influencers from instagram and youtube on their followers. *International Journal of Multidisciplinary Research and Modern Education* **4**(1), 61–65 (2018)
14. van Oosten, J.M., Peter, J., Boot, I.: Exploring associations between exposure to sexy online self-presentations and adolescents sexual attitudes and behavior. *Journal of Youth and Adolescence* **44**(5), 1078–1091 (2015)
15. van Oosten, J.M., Vandenbosch, L.: Sexy online self-presentation on social network sites and the willingness to engage in sexting: A comparison of gender and age. *Journal of adolescence* **54**, 42–50 (2017)
16. Terranova, T.: Attention, economy and the brain. *Culture Machine* **13** (2012)
17. Zimmer, M.: but the data is already public: on the ethics of research in facebook. *Ethics and information technology* **12**(4), 313–325 (2010)