

On the Possibility of Dibaryon Formation near the $N^*(1440)N$ threshold — the Isoscalar Single-Pion Production Revisited

H. Clement,^{1,2} T. Skorodko,^{1,2,*} and E. Doroshkevich³

¹*Physikalisches Institut, Eberhard–Karls–Universität Tübingen, Auf der Morgenstelle 14, 72076 Tübingen, Germany*

²*Kepler Center for Astro and Particle Physics, University of Tübingen, Auf der Morgenstelle 14, 72076 Tübingen, Germany*

³*Institute for Nuclear Research of the Russian Academy of Sciences, Moscow, Russia*

(Dated: July 14, 2022)

The isoscalar single-pion production exhibits a broad bump in the energy dependence of the total cross section, which does not correspond to the usual opening of the $N^*(1440)$ production channel with subsequent pion decay. In arXiv:2102.05575 it was interpreted as a narrow Breit-Wigner structure, which leads in a sequential single-pion production process to a possible explanation of the $d^*(2380)$ resonance. We demonstrate that such an attempt fails already, when confronted with the data base for isoscalar single-pion production. We investigate whether the observed bump structure rather points to the formation of dibaryon states with $I(J^P) = 0(1^+)$ and $0(1^-)$ near the $N^*(1440)N$ threshold. This situation would be similar to the situation at the $\Delta(1232)N$ threshold, where the signature of a number of dibaryonic resonances has been found.

PACS numbers: 13.75.Cs, 13.85.Dz, 14.20.Pt

Keywords:

INTRODUCTION

In recent years many so-called exotic states have been observed in the charmed and beauty quark sectors, both in mesons and baryons. These X, Y, Z and pentaquark states appear as narrow resonances near particle thresholds constituting weakly bound systems of presumably molecular character [1]. In the following we discuss the corresponding situation in the unflavored dibaryon sector, which can be investigated by both elastic nucleon-nucleon (NN) scattering and NN -induced pion-production. Different from the flavored sector such dibaryonic states decay into products, which usually contain unflavored excitations of the nucleon. Since those have already a large intrinsic hadronic width, such dibaryon excitations cannot be expected to be as narrow as resonances in the flavored sector, even not near thresholds, where the phase space for decay products is small.

After the recent observation of the - for a hadronic excitation - surprisingly narrow dibaryon resonance $d^*(2380)$ with $I(J^P) = 0(3^+)$ in NN scattering [2, 3] and NN -induced two-pion production [4–9], new measurements and re-investigations revealed or reconfirmed evidences for various dibaryonic states near the ΔN threshold. The most pronounced resonance structure there is the one with the quantum numbers $I(J^P) = 1(2^+)$, mass $m \approx 2148$ MeV and width $\Gamma \approx 120$ MeV, which is compatible with the width of $\Delta(1232)$. Its structure in the $pp \leftrightarrow d\pi^+$ cross section coupled to the 1D_2 NN -partial wave is known already since the fifties. Because its mass is close to the nominal ΔN threshold of 2.17 GeV and its width is compatible with that of the Δ itself, its nature has been heavily debated in the past, see, *e.g.*, Refs. [10–19]. Its resonance behavior has been clearly observed

separately in πd [17] and pp [16] scattering as well as in $pp \leftrightarrow d\pi^+$ reaction [15]. Also in the combined analysis of pp , πd scattering and $pp \leftrightarrow d\pi^+$ reaction [20] the resonance effect in the 1D_2 pp -partial wave is apparent. For a recent review about this issue see, *e.g.*, Refs. [21, 22].

Recently also evidence for a resonance with mirrored quantum numbers, *i.e.* $I(J^P) = 2(1^+)$, mass $m = 2140(10)$ MeV and width $\Gamma = 110(10)$ MeV has been published [23, 24]. Due to its isospin, this resonance can not couple directly to the NN channel. However, it can be produced associatedly in NN -induced two-pion production. It is remarkable that both these states as well as $d^*(2380)$ have been predicted already in 1964 by Dyson and Xuong [25] based on $SU(6)$ multiplet considerations. More lately these states were calculated also in a Faddeev treatment by Gal and Garcilazo [26, 27] providing agreement with experimental findings. These two states with mirrored quantum numbers, $I(J^P) = 1(2^+)$ and $2(1^+)$, represent weakly bound states relative to the nominal ΔN threshold and hence are of presumably molecular character with N and Δ in relative S -wave — a picture supported by the Faddeev calculations of Refs. [26, 27].

Recently evidence has been presented for two further states, where the two baryons Δ and N are in relative P -wave: a state with $I(J^P) = 1(0^-)$, $m = 2201(5)$ MeV and $\Gamma = 91(12)$ MeV coupled to the 3P_0 NN -partial wave as well as a state with $I(J^P) = 1(2^-)$, $m = 2197(8)$ MeV and $\Gamma = 130(21)$ MeV coupled to the 3P_2 NN -partial wave [28]. Whereas the values for the latter state agree with those obtained before already in SAID partial-wave analyses [20], the $I(J^P) = 1(0^-)$ state was not known before, since it is forbidden in the well-investigated two-body reaction $pp \rightleftharpoons d\pi^+$. The masses of these P -wave resonances are slightly above the nominal ΔN threshold, which is understood as being due to the additional orbital

motion [28].

There is evidence for the existence of still further states like another ΔN P -wave state with $I(J^P) = 1(3^-)$, $m = 2183$ MeV and $\Gamma = 158$ MeV coupled to the 3F_3 NN -partial wave [20]. However, the experimental situation there is not yet as clear [21].

Platonova and Kukulín demonstrated recently that both cross section and polarization observables of the $pp \rightarrow d\pi^+$ reaction [29] as well as the participating dominant NN -partial waves [30] can be described consistently on a quantitative level, if dibaryon resonances in the 3P_2 , 1D_2 and 3F_3 NN -partial waves are included. As already pointed out in previous studies [31], it is concluded that these partial waves contain both genuine resonant parts (dibaryon resonances) as well as pseudoresonant parts (due to the ΔN intermediate state).

Recent photoproduction experiments carried out at ELPH, Tohoku, and ELSA, Bonn, suggest that also at thresholds of higher-lying baryon excitations dibaryonic structures are formed [34, 35]. According to their $\gamma d \rightarrow d\pi^0\pi^0$ measurements the observed structures in the so-called second and third resonance region do not represent quasi-free processes for baryon excitations, but rather constitute dibaryonic excitations at 2.47 and 2.63 GeV, respectively.

In the following we investigate, whether the scenario of dibaryonic resonances near baryon excitation thresholds finds also some repetition near the $N^*(1440)N$ threshold. In a preceding work [32] it was demonstrated that the 1S_0 and 3S_1 NN -partial waves can be well described, if dibaryon resonances with $I(J^P) = 1(0^+)$ and $0(1^+)$ near the N^*N threshold are postulated, for which also suggestive experimental evidence was presented. The evidences for the $I(J^P) = 1(0^+)$ state will be reconsidered in this work.

There is yet another reason to look in more detail into the isoscalar single-pion production. Recently an article [33] appeared claiming that sequential single-pion production is able to explain the $d^*(2380)$ peak in the $np \rightarrow d\pi^+\pi^-$ reaction by the particular two-step process $np(I=0) \rightarrow (pp)\pi^- \rightarrow (d\pi^+)\pi^-$. Since the second process proceeds dominantly via the incident 1D_2 pp -partial wave, it is assumed in that work silently that the pp - *pair* emitted in the first reaction step is dominantly in this particular partial wave. In addition, the authors fit the energy dependence of the observed isoscalar single-pion production cross section by a Breit-Wigner resonance ansatz with a width as narrow as 70 MeV — without giving any explanation for such a strikingly narrow resonance structure — which by itself would be an exiting and unique structure never observed before in any single-pion production. Their fit is also in conflict with the results in Refs. [36, 37], where the observed energy dependence was fitted by a width of about 150 MeV. We take these claims as yet another reason to reinspect thoroughly the experimental situation in the isoscalar single-

pion production.

EXPERIMENTAL SITUATION IN SINGLE-PION PRODUCTION

The purely isovector reaction $pp \rightarrow pp\pi^0$

The π^0 -production in pp collisions has been measured by many groups with a number of different equipments [38–47]. Fig. 1 shows the resulting total cross section from threshold up to $T_p = 1.5$ GeV ($\sqrt{s} = 2.6$ GeV). Since we are interested here mainly in the region, where the cross section starts to saturate, we do not plot the energy dependence of the total cross section in logarithmic scale as usually done, but in linear scale, in order to focus on the situation of available data in the region of interest.

Whereas the data in the near-threshold region exhibit a rather consistent behavior of a strongly increasing cross section, the available database beyond $T_p = 0.8$ GeV ($\sqrt{s} = 2.2$ GeV) displays quite some scatter in the region, where the cross section starts to flatten out. There are essentially two groups of measurements, which do not coincide well within their uncertainties. The one group favors cross section values around 4 mb, the other one favors values around 4.5 mb. The WASA-at-COSY data [36] were normalized to the average of previous measurements in this region, which is well represented by the result of Ref. [39] at $\sqrt{s} = 2.35$ GeV. The WASA-at-COSY data exhibit a flat energy dependence in the region of interest.

The main physics in the region of interest may be inferred from Fig. 3 of Ref. [36], where differential cross sections accumulated by the WASA-at-COSY experiment are shown over the energy region $T_p = 1.0 - 1.35$ GeV ($\sqrt{s} = 2.3 - 2.45$ GeV). All differential distributions deviate largely from pure phase-space distributions. The $M_{p\pi^0}$ spectrum exhibits a pronounced peak resulting from the excitation of the $\Delta(1232)$ resonance in the course of the reaction process. The strongly anisotropic proton angular distribution is in accord with a peripheral reaction process and the also anisotropic pion angular distribution may be associated with the p -wave decay of the Δ excitation.

In an reanalysis of the WASA-at-COSY data [36] we confirm the published differential cross sections within their quoted uncertainties. So there no need to show them here again. Instead we show the Dalitz plot of the pp -invariant mass-squared M_{pp}^2 versus the $p\pi^0$ -invariant mass-squared $M_{p\pi^0}^2$ in Fig. 2. The data from our reanalysis are shown on the top and a model calculation for Δ excitation is displayed on the bottom. In both data and calculation the vertical band for Δ excitation is clearly seen as well as its reflection due to the fact that we have two identical protons, where the Δ excitation can happen in either one.

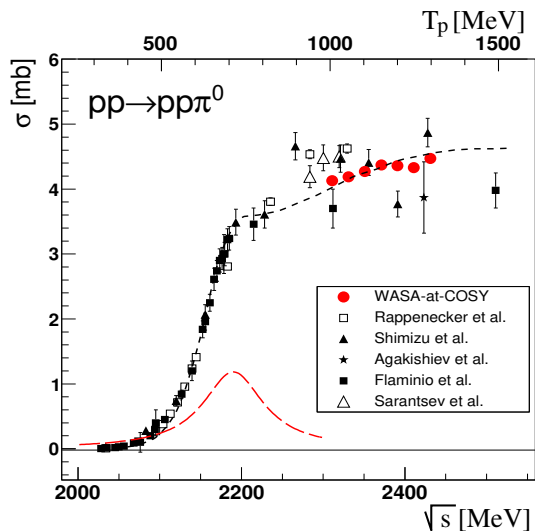


FIG. 1: (Color online) Energy dependence of the total cross section for the $pp \rightarrow pp\pi^0$ reaction. Red filled circles denote the results from WASA-at-COSY [36]. Other symbols give results from earlier work [39, 41–47]. The data points of Ref. [38] at $T_p = 970$ MeV and Ref. [40] at $T_p = 1480$ MeV are included in the collection of Flaminio et al. [47]. The short-dashed line represents a calculation for t -channel Δ and $N^*(1440)$ excitation in the framework of the Valencia model [64] - rescaled by a factor 0.98. The long-dashed curve shows a Lorentzian fitted to the data in the ΔN region representing phenomenologically the contributions from the isovector s -channel dibaryon excitations $I(J^P) = 1(0^-), 1(2^-), 1(2^+)$ and $1(3^-)$ fed by the $^3P_0, ^3P_2, ^1D_2$ and 3F_3 NN -partial waves. The dash-dotted curve gives the superposition of both contributions providing thus the full isovector cross section.

All data are very well described by assuming just Δ excitation in the reaction process. Inclusion of a small Roper contribution does not change the fit to the data noticeably. But the fit to the data starts to deteriorate markedly, if the Roper contribution exceeds 0.4 mb in the total cross section. This finding may serve us as an upper limit for the isovector Roper contribution in the $pp \rightarrow pp\pi^0$ reaction. We note that the observations in the differential spectra from WASA-at-COSY are consistent with those obtained in Refs. [42, 44] at lower energies.

The isospin-mixed reaction $pn \rightarrow pp\pi^-$

For this reaction there are much less measurements due to the need for an effective neutron beam or target. Some experiments were conducted by utilizing the quasifree reaction process in the collision of deuterons with protons by using either a deuteron beam hitting a hydrogen bubble chamber[48] or a proton beam hitting a deuteron bubble chamber [49, 50]. The measurements of Refs. [48, 49] are over a wide energy range, their resulting cross sections are in good agreement to each other in

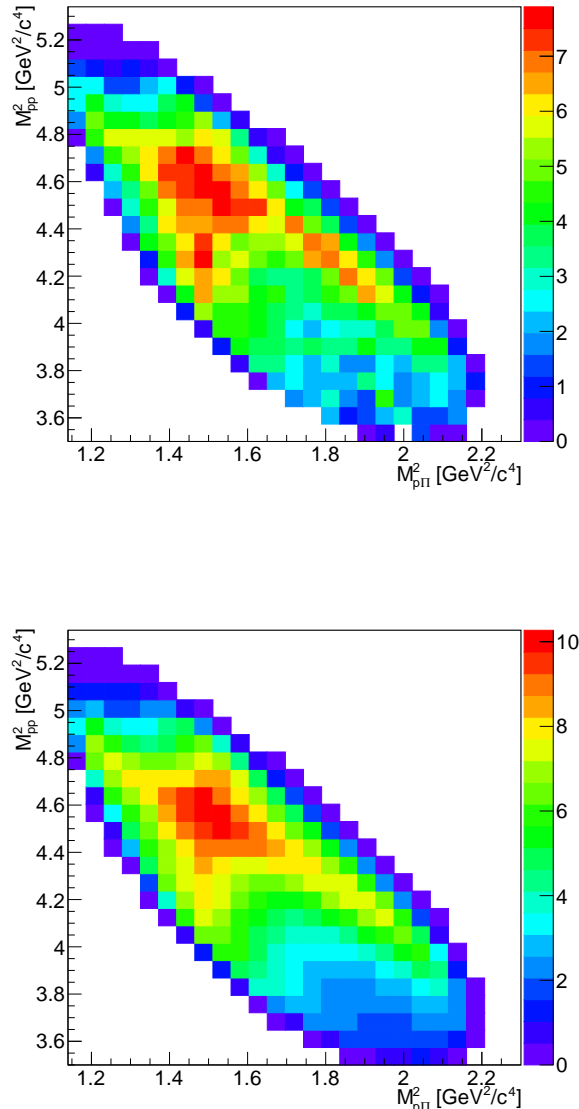


FIG. 2: (Color online) Dalitz plot of the pp -invariant mass-squared M_{pp}^2 versus the $p\pi^0$ -invariant mass-squared $M_{p\pi^0}^2$ for the energy bin $\sqrt{s} = 2.40 - 2.42$ GeV of the $pp \rightarrow pp\pi^0$ reaction. On the top the data from our reanalysis are shown and on the bottom a model calculation for Δ excitation is displayed. The intensity distribution is color coded in the usual way in a linear scale with violet and red colors denoting the lowest and the highest intensities, respectively.

the overlap region.

Other experiments used a dedicated neutron beam produced in a first scattering process by proton collisions on a deuteron target, where the produced neutron beam was directed either on a hydrogen bubble chamber [44] or on a liquid hydrogen target [51, 52]. In the latter the

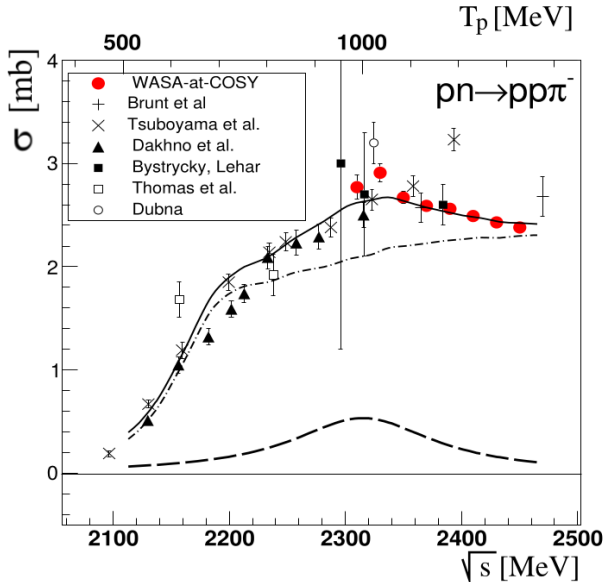


FIG. 3: (Color online) Energy dependence of the total cross section in dependence for the $pn \rightarrow pp\pi^-$ reaction. Red filled circles denote the results from WASA-at-COSY [36]. Other symbols give results from earlier work [41, 48–51, 53]. The dash-dotted line gives the purely isovector contribution obtained by the dash-dotted line in Fig. 1 with the absolute scale being reduced by a factor of two. Adding the Lorentzian from Fig. 6 (dashed curve) - divided by a factor of three for the representation of the isoscalar contribution in this channel - results in the solid curve.

isospin-mirrored reaction $np \rightarrow nn\pi^+$ was measured in the near-threshold region.

The total cross sections obtained in the measurements are shown in Fig. 3 in linear scale. There is good agreement between the WASA-at-COSY measurements [36] and previous results from Refs. [41, 48–50] with the exception of the data point at $T_P = 1.17$ GeV ($\sqrt{s} = 2390$ MeV) from Ref. [48], which is far off from the other experimental results.

As demonstrated in Ref. [36] the differential distributions of the $pn \rightarrow pp\pi^-$ reaction can no longer be described just the Δ excitation, but necessitate also a substantial Roper excitation. This is also borne out in the Dalitz plot displayed in Fig. 4 for the $pn \rightarrow pp\pi^-$ reaction.

The isoscalar single-pion production

The isoscalar part of the NN -induced single-pion production cannot be measured directly. It rather has to be deduced from a combination of various single-pion production measurements. Most common is the comparison of the total cross sections for the $pp \rightarrow pp\pi^0$ and $np \rightarrow pp\pi^-$ reaction channels by assuming isospin invariance:

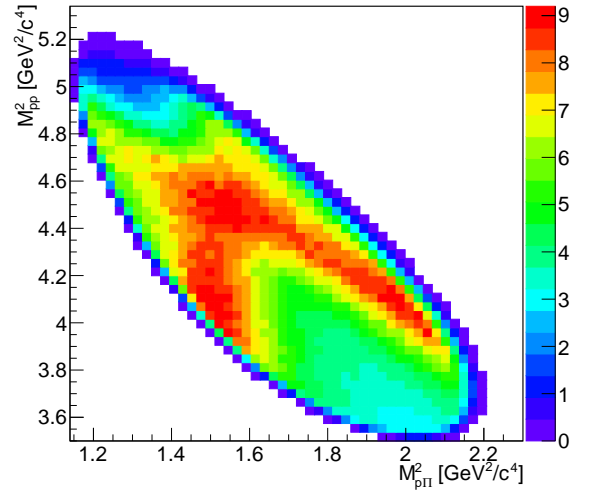
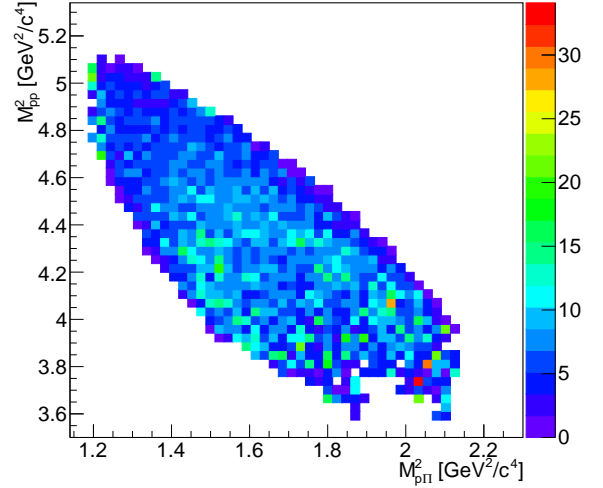


FIG. 4: (Color online) Dalitz plot of the pp -invariant mass-squared M_{pp}^2 versus the $p\pi^-$ -invariant mass-squared $M_{p\pi^-}^2$ for the energy bin $\sqrt{s} = 2.40 - 2.42$ GeV of the $pn \rightarrow pp\pi^-$ reaction. On the top the data from our reanalysis are shown and on the bottom a model calculation for Δ and Roper excitations is displayed. The intensity distribution is color coded in the usual way in a linear scale with violet and red colors denoting the lowest and the highest intensities, respectively.

$$\sigma_{pn \rightarrow NN\pi}(I=0) = \frac{3}{2}(2\sigma_{pn \rightarrow pp\pi^-} - \sigma_{pp \rightarrow pp\pi^0}), \quad (1)$$

where $\sigma_{pn \rightarrow NN\pi}(I=0)$ denotes the isoscalar np -induced single-pion production cross section [37, 41, 49].

Results obtained by use of this method are shown in Fig. 5 by solid dots [36], solid triangles [49] solid squares [42] and open triangles [45].

Since we have the difference of two nearly equally sized values in eq. (1), the relative uncertainty in the absolute normalization of the two cross section values leads to a large uncertainty in the resulting isoscalar cross section. This explains also the large scatter in the obtained results. Nevertheless, all data are consistent with a increasing cross section from threshold up to $\sqrt{s} \approx 2300$ MeV and leveling off there. The WASA-at-COSY data show that the cross section starts falling at subsequent higher energies.

An alternative to this difference method given by Eq. (1) has been employed in Ref. [44]. There all differential distributions obtained in bubble-chamber measurements of the $pp \rightarrow pp\pi^0$ and $pn \rightarrow pp\pi^-$ reactions have been subjected to a partial-wave analysis (PWA). The interference between isovector and isoscalar amplitudes as it shows up in differential cross sections, in particular in angular distributions, provides a discrimination between isoscalar and isovector contributions in the partial-wave analysis. Hence the results of this work appear to be particularly reliable. They are given in Fig. 6 by the hatched band, where the bandwidth denotes the uncertainty of that analysis. The band rises with rising energy reaching a peak around $\sqrt{s} \approx 2.30$ GeV and starts falling in height thereafter. This latter feature agrees with the trend observed by the WASA-at-COSY data [36], only that the WASA-at-COSY values are higher by about 30% in the overlap region, which, however, is well within their uncertainty in absolute scale [36].

In the following we show that the large scatter in the experimental results for $\sigma_{pn}(I=0)$ can be easily cured by a slight renormalization of the various data samples well within their quoted uncertainties. Inspection of Eq. 1 shows that an uncertainty $\delta\sigma$ in the absolute magnitude of the $pp \rightarrow pp\pi^-$ cross section relative to that of the $pn \rightarrow pp\pi^0$ cross section enters linearly in eq. 1 by a term $3\delta\sigma = 3\sigma_{pn \rightarrow pp\pi^-}(\delta\sigma/\sigma_{pn \rightarrow pp\pi^-})$, which causes essentially a baseline shift in the deduced data for $\sigma_{pn \rightarrow NN\pi}(I=0)$ in the region, where $pp \rightarrow pp\pi^0$ and $pn \rightarrow pp\pi^-$ cross sections level off. So already a 1% change in the normalization of $\sigma_{pn \rightarrow pp\pi^-}$, i.e. $\delta\sigma/\sigma_{pn \rightarrow pp\pi^-} = 1\%$, leads to a shift of $\sigma_{pn \rightarrow NN\pi}(I=0)$ by $3\delta\sigma \approx 0.08$ mb for $\sqrt{s} > 2.25$ GeV. Hence, in order to achieve agreement between PWA and WASA-at-COSY results it suffices to change the relative normalization between $pp \rightarrow pp\pi^0$ and $pn \rightarrow pp\pi^-$ cross sections of the WASA data by 4% leading to a shift of about 0.3 mb. Such a renormalization of the WASA results is well within the uncertainty of 7% in the relative normalization between $pp \rightarrow pp\pi^0$ and $pn \rightarrow pp\pi^-$ cross sections quoted in Ref. [36]. Similarly, we may obtain reasonable overlap of the PWA results with those of Refs. [42] and [45], if we renormalize those by 3% and 4%, respectively,

in their relative normalization between $pp \rightarrow pp\pi^0$ and $pn \rightarrow pp\pi^-$ cross sections. Again, this is well within the uncertainties there. In particular we see that by such a renormalization the results of Ref. [42] get in practical perfect overlap with the uncertainty band of the PWA results [44].

The renormalized data of Refs. [42, 45] and WASA-at-COSY [36] are compared with the PWA results in Fig. 6, where they exhibit now a very consistent structure of an isoscalar cross section rising from threshold up to about 2.3 GeV and declining thereafter. This structure can be well described by a Breit-Wigner shape having a width of 150(20) MeV and peaking at 2.31(1) GeV — in accordance with the results reported in Refs. [32, 36]. Also the results from Refs. [48, 49] fit reasonably well, without any need for renormalization. Only the highest energy point from Ref. [48] at $\sqrt{s} = 2390$ MeV is far away from the trend of the other data. The reason for this lies in the much too large cross section $\sigma_{pn \rightarrow pp\pi^-}$ obtained by Ref. [48] at that energy — see Fig. 3.

As already noted in the introduction, Ref. [33] has fitted the energy dependence of the isoscalar cross section by a narrow Breit-Wigner form, which by itself would point to a very spectacular resonance phenomenon in this channel. But based on all the experimental data discussed here there is no way to obtain a Breit-Wigner fit with a width as narrow as 70 MeV and peaking at 2.33 GeV. In Ref. [33] this could be achieved only by enlarging the uncertainties of the WASA-at-COSY results enormously by adding in quadrature a large systematic error due to isospin violation. Such a procedure is by no means justified, since the isospin violation is not fluctuating randomly from energy point to energy point and hence does not behave like statistical uncertainties. Therefore it cannot be added to them. Isospin violation rather affects just the absolute scale of the isoscalar cross section shifting the data only in common up or down in scale — in the same way as discussed above with regard to the relative normalization between the cross sections for the $pp \rightarrow pp\pi^0$ and $pn \rightarrow pp\pi^-$ reactions.

In order to visualize, how this bell-shaped isoscalar cross section evolves, we inspect again Figs. 1 and 3, the energy excitation function of the $pp \rightarrow pp\pi^0$ and $pn \rightarrow pp\pi^-$ cross sections, where the isoscalar part originates from. These cross sections are connected by the isospin relation given in eq. (1), where $\sigma(pp \rightarrow pp\pi^0)$ is a purely isovector contribution of NN -induced single-pion production. The Valencia model calculations for t -channel Δ excitation reproduce this isovector contribution very well for incident energies $T_p > 1$ GeV — both in total (short-dashed line in Fig. 1) and differential cross sections (Fig. 3 of Ref. [36]). In the region $T_p = 0.5 - 1.0$ GeV, however, the calculated cross sections come out much too low. This is understandable, since these calculations do not include the isovector ΔN dibaryon excitations with $I(J^P) = 1(0^-), 1(2^-), 1(2^+)$

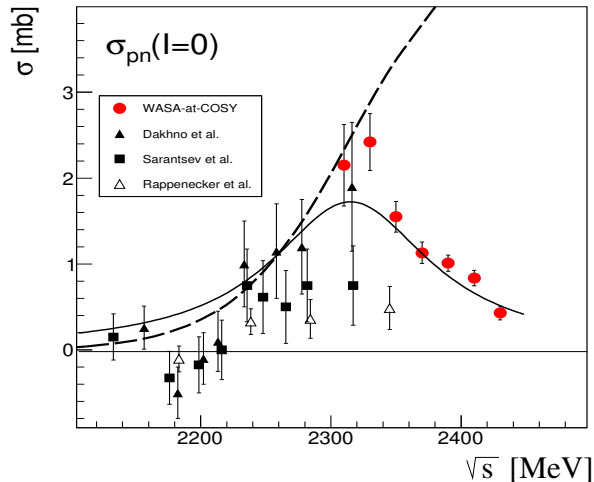


FIG. 5: (Color online) The pn -induced isoscalar single-pion production cross section based on eq. (1) in dependence of the total c.m. energy \sqrt{s} . Shown are the recent results from WASA-at-COSY [36, 37] (solid circles) together with earlier results from Ref. [49] (solid triangles), Ref. [42] (solid squares) and Ref. [45] (open triangles). The dashed line shows the expected energy dependence based on t -channel Roper excitation [64] adjusted in height arbitrarily to the data point at $\sqrt{s} = 2260$ MeV. The solid lines represents a Lorentzian with $m = 2315$ MeV and $\Gamma = 150$ MeV.

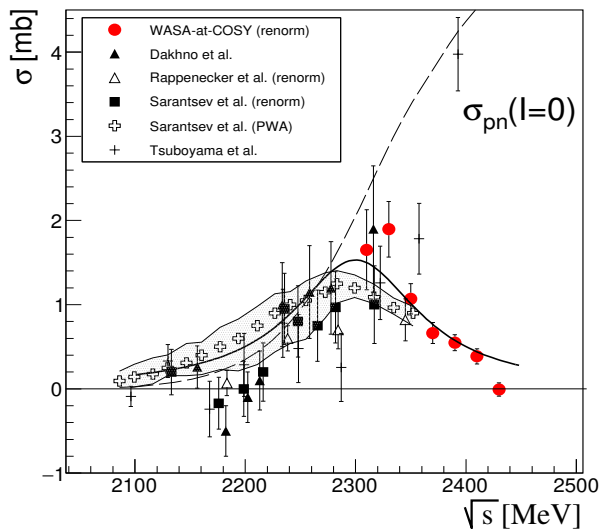


FIG. 6: (Color online) The same as Fig. 5, but with renormalized results from WASA-at-COSY [36, 37] and Refs. [42, 45], see text, and the PWA results of Ref. [44] (open crosses with hatched band). The solid line represents a Lorentzian fit with $m = 2310$ MeV and $\Gamma = 150$ MeV. The dashed line shows the expected energy dependence based on t -channel Roper excitation [36, 64] adjusted in height arbitrarily to the data point at $\sqrt{s} = 2260$ MeV.

and $1(3^-)$ fed by the 3P_0 , 3P_2 , 1D_2 and 3F_3 pp -partial waves in an s -channel resonance process. Among these 3P_2 gives the by far largest contribution to the $pp \rightarrow pp\pi^0$ cross section [44].

Here we are interested just in a simple pragmatic description of the isovector single-pion production cross section for application in eq. (1). Hence we represent these isovector dibaryon excitations conveniently by a Lorentzian centered at $\sqrt{s} = 2200$ MeV with a width of 90 MeV and a height of about 1 mb (long-dashed curve in Fig. 1), in order to obtain a reasonable description of the $pp \rightarrow pp\pi^0$ cross section [76]. Adding up both contributions gives the dash-dotted curve in Fig. 1, which provides a very reasonable phenomenological representation of the isovector single-pion production in the $pp\pi^0$ channel.

Next we consider the $pp\pi^-$ channel, which is isospin mixed. Its isovector part is given by half of the $pp \rightarrow pp\pi^0$ cross section as illustrated in Fig. 3 by the dash-dotted line. It describes the data in this channel reasonably up to $\sqrt{s} \approx 2.2$ GeV. Beyond this energy the data exhibit a bell-shaped surplus of cross section, which has to be purely isoscalar according to eq. (1) and which is well accounted for by the Lorentzian obtained by the fit to the full isoscalar pn -initiated single-pion production cross section displayed in Fig. 6.

We note in passing that the excursion of the WASA-at-COSY data point at $\sqrt{s} = 2.32$ GeV seen in Fig. 3 and which was focused on in Ref. [33] could, indeed, suggest a tiny narrow structure on top of the broad isoscalar Lorentzian. However, the WASA-at-COSY results are plotted there with statistical uncertainties only. Since this particular data point is close to the end of the available quasifree regime, systematics such as model dependence add uncertainties in the range of 5 % as indicated in Fig. 2 of Ref. [36]. Hence this excursion is of no particular significance.

In order to learn more details about the nature of the bump structure in the isoscalar cross section, we consider next differential cross sections. In Fig. 6 of Ref. [36] the isoscalar $N\pi$ -invariant mass spectrum is shown. It exhibits essentially a single pronounced structure, which peaks at $m \approx 1370$ MeV revealing a width of ≈ 150 MeV. This structure emerges well above the isovector Δ excitation (which is filtered out by the isospin condition) and is located already in the region of the Roper excitation, which is of both isoscalar and isovector nature. Since in the isoscalar $N\pi$ -invariant mass spectrum the strength is accumulated at the highest masses available in the reaction process, it follows by kinematics that the strength in the associated pp -invariant mass (M_{pp}) spectrum has to concentrate there at lowest masses. Since such a spectrum was not shown in Ref. [36] we plot it now in Fig. 7. The phase-space distribution, which represents a plain s -wave distribution, is indicated by the (yellow) shaded region.

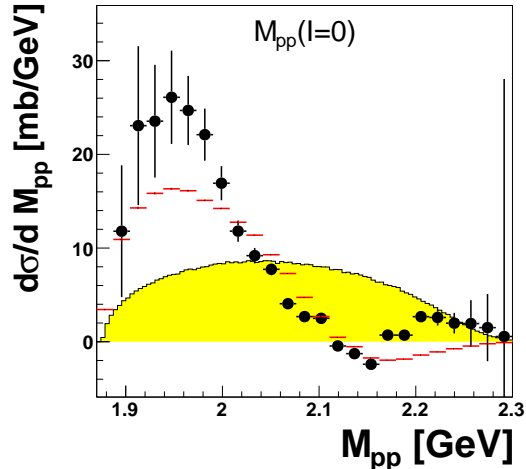


FIG. 7: (Color online) Isoscalar pp invariant mass spectrum $M_{pp}(I=0)$ obtained from the difference of the corresponding distributions in the $pp \rightarrow pp\pi^0$ and $pn \rightarrow pp\pi^-$ reactions by use of eq. (1). The phase-space distribution is indicated by the (yellow) shaded region. The red dashed histogram gives a t -channel calculation for Roper excitation.

We see that strength accumulates at lowest M_{pp} values with practically no strength above $M_{pp} > 2050$ MeV = $2m_p + 170$ MeV. From a simple semi-classical estimate for the centroids of S -, P - and D -wave distributions we get $M_{pp} = 2m_p$, $2m_p + 40$ MeV and $2m_p + 120$ MeV, respectively. *I.e.*, the observed M_{pp} distribution is in accord with S - and P -waves, but not with a dominance of D -waves as assumed in Ref. [33]. Our finding is, however, in accord with the result of the partial-wave analyses in Ref. [44], where 1S_0 and 3P_1 have been identified as the dominant pp partial waves in the exit channel.

1S_0 and 3P_1 partial waves incident on the second interaction process $pp \rightarrow d\pi^+$ reduce its cross section by about a factor of 30 compared to what is assumed in Ref. [33]. By using in addition the proper values for height, peak energy and width of the isoscalar $np(I=0) \rightarrow pp\pi^-$ cross section the sequential single-pion production ansatz leads to a structure in the $d\pi^+\pi^-$ channel, which is broader by a factor of two and smaller by about two orders of magnitude than calculated in Ref. [33], *i.e.*, sequential single-pion production is by no means an explanation for the observed $d^*(2380)$ signal in this channel.

In order to demonstrate the invalidity of the sequential single-pion production ansatz in this context by yet another example, let us consider now the isovector part of the $np \rightarrow pp\pi^-$ reaction instead of the isoscalar part. In this case we deal with the two-pion production process $np(I=1) \rightarrow d\pi^+\pi^-$. Since the isovector part of the $pp\pi^-$ channel is larger than its isoscalar part by roughly a factor of four near the energy of the $d^*(2380)$ peak (see Fig. 3), we would expect the cross section for the isovector

part of the $d\pi^+\pi^-$ channel to be larger than its isoscalar part by just this factor at the position of $d^*(2380)$. In reality it is smaller by a factor of ten [6] and the sequential single-pion production ansatz fails again vastly.

THE ROPER EXCITATION IN NN -INDUCED SINGLE-PION PRODUCTION AND THE ISSUE OF POSSIBLE N^*N STATES

Ever since its first detection by L. D. Roper in 1964 [54] the $N^*(1440)$ resonance has been heavily debated concerning its nature. The finding that it is in principle of a two-pole nature [55] increases its complexity discussed in many subsequent studies [56–59].

In contrast to the Δ excitation, the Roper excitation $N^*(1440)$ in general does not produce very eye-catching structures in hadronic reactions. Usually it appears quite hidden in the observables and in most cases can be extracted from the data only by sophisticated analysis tools like partial-wave decomposition. As an exception appears here the pn -induced isoscalar single-pion production, where it can be observed free of the usually overwhelming isovector Δ excitation as demonstrated by recent WASA-at-COSY results for the $pn \rightarrow (NN\pi)_{I=0}$ reaction [36]. The primary aim of this experiment was the search for a decay $d^*(2380) \rightarrow (NN\pi)_{I=0}$. But since the measured energy range covers also the region of the Roper excitation, it fits the purpose of the topic of this work, too.

The extracted values for mass and width of the structure observed in the isoscalar nucleon-pion invariant-mass spectrum (Fig. 6 of Ref. [36]) appear to be compatible with the pole values for the Roper resonance deduced in diverse πN and γN studies [60]. Our values for the Roper peak are in reasonable agreement, too, with earlier findings from hadronic $J/\psi \rightarrow \bar{N}N\pi$ decay [61] and αN scattering [62, 63]. However, our values deviate substantially from its Breit-Wigner values, which for the Roper resonance are quite different and which should be the standard to compare with. With regard to its Breit-Wigner mass the Roper resonance appears to be bound by about 70 MeV within the N^*N system. Such a binding then also explains naturally its observed reduced width of 150 MeV, since the Roper width is strongly momentum dependent due to its $N\pi$ p -wave nature.

Since at threshold the conventional t -channel Roper excitation can be expected to be produced in S -wave relative to the other nucleon and since the pion from the Roper decay is emitted in relative p -wave, we would conventionally expect a threshold behavior for the energy dependence of $pn \rightarrow (NN\pi)_{I=0}$ cross section like that for pion p -waves as born out by the calculations for t -channel Roper excitation in the framework of the modified Valencia model [36, 64] — in Figs. 5, 6 arbitrarily adjusted in height to the data point at $\sqrt{s} \approx 2260$ MeV and displayed

by the dashed line. The data presented there follow this expectation by exhibiting an increasing cross section with increasing energy up to about $\sqrt{s} \approx 2.30$ GeV. Beyond that, however, the data fall in cross section in sharp contrast to the expectation for a t -channel production process. The observed behavior rather is in agreement with a s -channel resonance process as expected for the formation of a dibaryonic state near the N^*N threshold.

If we combine this dibaryon hypothesis with the result of the partial-wave analysis [44] for the isoscalar single-pion production, then the observed bump structure must consist actually of two resonances: one resonance, where N and N^* are in relative S -wave yielding $I(J^P) = 0(1^+)$ and connected to the coupled ${}^3S_1 - {}^3D_1$ np partial waves — and one resonance, where N and N^* are in relative P -wave yielding $I(J^P) = 0(1^-)$ and connected to the 1P_1 partial wave. On a first glance it might not appear very convincing that two resonances sit practically on top of each other and produce thus just a single resonance-like structure in the total cross section. But exactly such a scenario is observed also near the ΔN threshold, where the isovector $0^-, 2^+, 2^-$ and 3^- states happen to have similar masses with mass differences small compared to their width. And since the width of the N^*N states is still substantially larger than that of the ΔN states, small mass differences are washed out in the summed shape. We note that 1^+ and 1^- constitute the only possible J^P combinations for isoscalar S and P waves.

In the following we examine, whether this dibaryon hypothesis leads to any conflicts with regard to unitarity, decay properties and poles in elastic np scattering.

Relation to Isoscalar Two-Pion Production

Since the Roper resonance decays in addition via two-pion emission, the same should be valid also for the N^*N configuration. Indeed, there is an indication of such a decay in the $pn \rightarrow d\pi^0\pi^0$ reaction, which might solve another puzzling problem. Whereas the data for this reaction can be reasonably well described by a simple Breit-Wigner ansatz with momentum-independent widths, the description worsens on the low-energy side, if we apply a sophisticated momentum-dependent ansatz for the widths [65].

The situation is shown in Fig. 8, where the energy dependence of the total cross section for the $pn \rightarrow d\pi^0\pi^0$ reaction is plotted. Since the conventional background of t -channel processes is particularly low in this reaction channel, it is so-to-speak the "golden" channel for the observation of the $d^*(2380)$ dibaryon resonance. The solid line represents the calculated d^* excitation taking into account the momentum dependence of its width in very detail [65]. This theoretical curve describes the data very well except in the low-energy tail of $d^*(2380)$ around $\sqrt{s} = 2.3$ GeV, where it clearly underpredicts the data. If

we plot the difference between data and calculation by the (black) filled dots in Fig. 8, then we note a bell-shaped distribution, the right-hand side of which being strongly dependent on the details (mass, width) of the $d^*(2380)$ resonance curve. Associating this distribution with a contribution from the possible N^*N structure we can deduce a peak cross section of roughly $25 \mu\text{b}$ at 2.3 GeV for its two-pion decay into the $d\pi^0\pi^0$ channel. Consequently we expect a contribution of such a two-pion decay of the N^*N system also in the other two-pion production channels with isoscalar contribution, which are the channels $d\pi^+\pi^-$, $pn\pi^+\pi^-$ and $pn\pi^0\pi^0$. By isospin relations the isoscalar Roper contribution in the first two reactions is twice that in each of the channels $d\pi^0\pi^0$ and $pn\pi^0\pi^0$. Here we also assume that the branching into $d\pi^+\pi^-$ ($d\pi^0\pi^0$) and $pn\pi^+\pi^-$ ($pn\pi^0\pi^0$) channels is essentially identical — as is the case for $d^*(2380)$ [66–68]. Altogether these contributions add then up to a total of roughly $150 \mu\text{b}$.

In the two-pion decay of the N^*N systems with $J^P = 1^+$ the emitted particles are in relative S -wave to each other. In case of $J^P = 1^-$ the pions are in P -wave relative to the deuteron. Both contributions appear summed up in the angular distributions for deuterons and pions. Hence we expect only mildly curved angular distributions, which actually agrees with the observations for $\sqrt{s} < 2.34$ GeV, where the $d^*(2380)$ contribution is still small [69].

Branching Ratios of putative N^*N Resonances

Having identified all inelastic decay channels we can extract now the branching ratios for $(N^*N)_{I(J^P)=0(1^+)} \rightarrow NN, NN\pi$ and $NN\pi\pi$ in analogy to what was done for $d^*(2380)$ [66].

For a $J = 1$ resonance formed in pn collisions at 2315 MeV the unitarity limit is given by [66]

$$\sigma_0 = \frac{4\pi}{k_i^2} \frac{2J+1}{(2s_p+1)(2s_n+1)} = 8 \text{ mb}, \quad (2)$$

where k_i , s_p and s_n denote the initial center-of-mass momentum, the proton and the neutron spin, respectively. The branching ratio for the decay into the elastic channel, $BR_i = \Gamma_i/\Gamma$ with Γ_i and Γ denoting the decay widths into the initial channel and the total width, respectively, is then given by [66]

$$BR_i = \frac{1}{2} - \sqrt{\frac{1}{4} - \frac{\sigma_{pn \rightarrow N^*N}(\text{peak})}{\sigma_0}}. \quad (3)$$

From the partial-wave analysis of Ref. [44] we infer that about 25% (75%) of $\sigma_{pn \rightarrow NN\pi}$ ($I = 0$) contributes to the 1^+ (1^-) state with a peak cross section of 0.3 (1.0)

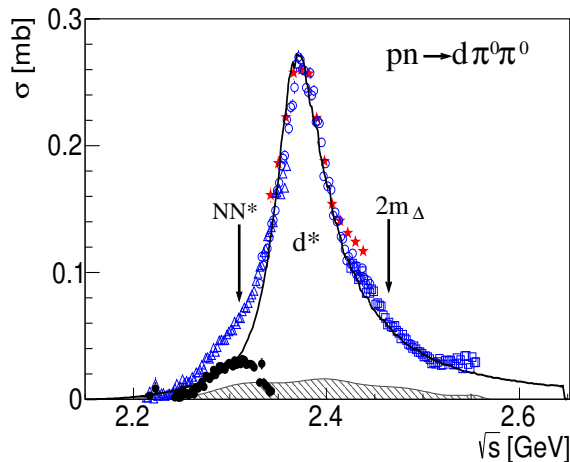


FIG. 8: (Color online) Energy dependence of the total cross section for the $pn \rightarrow d\pi^0\pi^0$ reaction as measured by WASA-at-COSY. The blue open symbols represent the data of Ref. [5] normalized to the data (red stars) of Ref. [6]. The hatched area gives an estimate of systematic uncertainties. The solid curve displays a calculation of the d^* resonance with momentum-dependent widths [65]. It includes both Roper and $\Delta\Delta$ t -channel excitations as background reactions. The black filled dots show the difference between data and this calculation in the low-energy tail of d^* (2380).

mb. This leads then in eq. (3) to $BR_i(1^+) = 0.04(2)$ and $BR_i(1^-) = 0.15(3)$, respectively. The branchings into $NN\pi$ and $NN\pi\pi$ channels are then 85(10)% and 11(2)%, respectively, for the 1^+ state. For the 1^- state these numbers get 75(15)% and 10(2)%, respectively. The estimated uncertainties quoted in brackets include those from the partial-wave analysis and a 20% uncertainty in the absolute scale of the isoscalar cross section.

Recently Kukulin *et al.* [32] have predicted a $I(J^P) = 0(1^+)$ resonance based on the analysis of the 3S_1 NN -partial wave within the dibaryon-based NN -interaction model [30, 70], where also a short preview of this work was provided. The Argand plot of the calculated 3S_1 partial wave (Fig. 6 in Ref. [32]) shows a resonance circle with diameter of about 0.09, which according to Höhler [71] corresponds just to the elastic branching ratio BR_i . Though this value means already a very small elasticity, it is still somewhat larger than we obtain here.

Poles of N^*N resonances in elastic np scattering

In principle, the poles of such N^*N resonances should be sensed in a partial wave analyses of elastic np scattering. At a first glance, the situation appears to be similar to that for the meanwhile established dibaryon resonance $d^*(2380)$, where only the measurement of the analyzing power of pn scattering in the region of this resonance

could reveal its pole in the $^3D_3 - ^3G_3$ coupled partial waves [2, 3, 72]. Due to their large angular momenta these partial waves have a large impact on the analyzing power. And since the analyzing power consists of just interference terms, this observable is very suitable to reveal substantial effects even from small resonance admixtures in partial waves. In case of the $I(J^P) = 0(1^+)$ resonance candidate we deal here with a S -wave resonance, which makes no contribution to the analyzing power. Hence this key observable for revealing small contributions from resonances is not working here. In addition, the large total width of these N^*N resonances combined with small a elasticity BR_i increase the difficulty to reveal their poles by elastic scattering. Even the dedicated dibaryon search by high-resolution energy scans of pp elastic scattering with the EDDA detector at COSY was restricted to the search of narrow resonances only [73].

Though it seems that we have no suitable handle to reveal the pole of such a S -wave resonance by partial-wave analyses of elastic scattering data, their imprint on the 3S_1 partial wave due to intermediate dibaryon formation in the s -channel NN -interaction has been shown to be significant. In Ref. [32] it has been demonstrated that this resonance leads to a quantitative reproduction of the empirical values for coupled 3S_1 - 3D_1 partial waves up to 1 GeV obtained in SAID partial-wave analyses [74]. Conversely, the successful description of these partial waves also means that our finding about this resonance is not in conflict with elastic scattering data.

For the $I(J^P) = 0(1^-)$ state the situation appears perhaps a bit more promising. It is true that again the large width of this state hampers any detection of its resonance signal in elastic pn scattering enormously, but its increased elastic branching of about 15% is in favor of a better sensible signal there. Unfortunately the SAID single-energy solutions stop at 1.1 GeV and hence cover only the low-energy tail of this resonance candidate.

CONCLUSIONS

We have reanalyzed the situation of NN -induced isoscalar single-pion production. The total cross section data exhibit a bump-like energy dependence, which can be described by a Lorentzian with mass 2310 MeV and width of about 150 MeV. This is at variance with a width as narrow as 70 MeV assumed in Ref. [33]. Also, the emitted pp pair is dominantly in relative S and P wave, but not in the 1D_2 wave, as assumed in the sequential single-pion production ansatz of Ref. [33]. In consequence the resonance signal calculated by this ansatz for the $pn \rightarrow d\pi^+\pi^-$ reaction gets broader by a factor of two and smaller by about two orders of magnitude than calculated in Ref. [33].

The fact that the observed isoscalar $M_{N\pi}$ spectrum accumulates most of its strength in the region of the Roper

resonance suggests that the observed bump is of N^*N nature. Taking into account the results of the partial-wave analysis of Ref. [44], then this resonance-like structure contains actually two isoscalar resonances, one with $J^P = 1^+$ and the other one with $J^P = 1^-$. This are also the only two possibilities to form resonances in isoscalar S - and P -wave NN scattering. The situation appears similar to the one observed near the ΔN threshold, where several resonances have been found, which all have similar mass and width.

From the energy dependence of NN -induced isoscalar single-pion and isovector double-pion production we see that both isospin-spin combinations in the $N^*(1440)N$ system lead possibly to dibaryonic states in the Roper excitation region — analogous to the situation at the Δ threshold. However, compared to the situation there the Roper excitation cross sections discussed here are small. Also, since these structures decay mainly into inelastic channels, their poles are hard to be sensed in partial-wave analyses of elastic scattering. Nevertheless, their effect on the 3S_1 and 3P_1 NN partial waves have been shown to be important in the NN -interaction model of Kukulin *et. al.* [30, 70], where the short-range part of the NN -interaction is represented by s -channel dibaryon formation in the various low- L partial waves based on ideas given in Ref. [75].

ACKNOWLEDGMENTS

We are indebted to V. Kukulin[77] and M. Platonova for valuable discussions and to L. Alvarez-Ruso for using his code. We acknowledge valuable discussions with E. Oset, A. Gal and I. Strakovsky. This work has been supported by DFG (CL 214/3-3).

* present address: Now at Moscow

- [1] F.-K. Guo, C. Hanhart, U.-G. Meissner, Q. Wang, Q. Zhao, and B.-S. Zou, *Rev. Mod. Phys.* **90**, 015004 (2018).
- [2] P. Adlarson *et. al.*, *Phys. Rev. Lett.* **112**, 202301 (2014).
- [3] P. Adlarson *et. al.*, *Phys. Rev. C* **90**, 035204 (2014).
- [4] M. Bashkanov *et. al.*, *Phys. Rev. Lett.* **102**, 052301 (2009).
- [5] P. Adlarson *et. al.* *Phys. Rev. Lett.* **106**, 242302 (2011).
- [6] P. Adlarson *et. al.* *Phys. Lett. B* **721**, 229 (2013).
- [7] P. Adlarson *et. al.* *Phys. Rev. C* **88**, 055208 (2013).
- [8] P. Adlarson *et. al.* *Phys. Lett. B* **743**, 325 (2015).
- [9] H. Clement, M. Bashkanov, and T. Skorodko, *Phys. Scr. T* **166**, 014016 (2015).
- [10] R. L. Shipit *et. al.*, *Phys. Rev. Lett* **60**, 901 (1988).
- [11] R. L. Shipit *et. al.*, *Phys. Rev. C* **40**, 2203 (1989).
- [12] M. G. Ryskin and I. I. Strakovsky, *Phys. Rev. Lett* **61**, 2384 (1988).
- [13] A. V. Kravtsov, M. G. Ryskin and I. I. Strakovsky, *J. Phys. G* **9**, L187 (1983).
- [14] I. I. Strakovsky, A. V. Kravtsov and M. G. Ryskin, *Sov. J. Nucl. Phys.* **40**, 273 (1984).
- [15] R. A. Arndt, I. I. Strakovsky, R. L. Workman and D. V. Bugg, *Phys. Rev. C* **48**, 1926 (1993).
- [16] R. A. Arndt, I. I. Strakovsky and R. L. Workman, *Phys. Rev. C* **50**, 2731 (1994).
- [17] R. A. Arndt, I. I. Strakovsky and R. L. Workman, *Phys. Rev. C* **50**, 1796 (1994).
- [18] N. Hoshizaki, *Phys. Rev. C* **45**, R1424 (1992).
- [19] N. Hoshizaki, *Prog. Theor. Phys.* **89**, 245, 251, 563,569 (1993).
- [20] Ch. H. Oh, R. A. Arndt, I.I. Strakovsky and R. L. Workman, *Phys. Rev. C* **56**, 635 (1997) and references therein.
- [21] H. Clement, *Prog. Part. Nucl. Phys.* **93**, 195 (2017).
- [22] H. Clement and T. Skorodko, *Chin. Phys. C* **45**, 022001 (2021).
- [23] P. Adlarson *et. al.*, *Phys. Rev. Lett* **121**, 052001 (2018).
- [24] P. Adlarson *et. al.*, *Phys. Rev. C* **99**, 025201 (2019).
- [25] F. J. Dyson and N.-H. Xuong, *Phys. Rev. Lett.* **13**, 815 (1964).
- [26] A. Gal and H. Garcilazo, *Nucl. Phys. A* **928**, 73 (2014).
- [27] A. Gal, *Phys. Lett. B* **769**, 436 (2017).
- [28] V. Komarov *et. al.*, *Phys. Rev. C* **93**, 065206 (2016).
- [29] M. N. Platonova and V. I. Kukulin, *Phys. Rev. D* **94**, 054039 (2016).
- [30] V. I. Kukulin, V. N. Pomerantsev, O. A. Rubtsova and M. N. Platonova, *Phys. At. Nucl.* **82**, 934 (2019).
- [31] I. I. Strakovsky, *Sov. J. Part. Nucl.* **22**, 296 (1991) and references therein.
- [32] V. I. Kukulin, O. A. Rubtsova, M. N. Platonova, V. N. Pomerantsev, H. Clement and T. Skorodko, *Eur. Phys. J. A* **56**, 299 (2020).
- [33] R. Molina, N. Ikeno, and E. Oset, *arXiv:2102.0557*
- [34] T. Ishikawa *et. al.*, *Phys. Lett. B* **772**, 398 (2011).
- [35] T. C. Jude *et. al.*, *arXiv:2202.08594*
- [36] P. Adlarson *et. al.*, *Phys. Lett B* **774**, 599 (2017).
- [37] P. Adlarson *et. al.*, *Phys. Lett B* **806**, 135555 (2020).
- [38] D. V. Bugg *et. al.*, *Phys. Rev.* **133**, B1017 (1964).
- [39] F. Shimizu *et. al.*, *Nucl. Phys. A* **386**, 571 (1982).
- [40] A. M. Eisner *et. al.*, *Phys. Rev.* **138**, B670 (1965).
- [41] J. Bystricky *et. al.*, *J. Physique* **48**, 1901 (1987) and references therein.
- [42] V. V. Sarantsev *et. al.*, *Eur. Phys. J. A* **21**, 303 (2004).
- [43] K. N. Ermakov *et. al.*, *Eur. Phys. J. A* **47**, 159 (2011).
- [44] V. V. Sarantsev *et. al.*, *Eur. Phys. J. A* **43**, 11 (2010).
- [45] G. Rappenecker *et. al.*, *Nucl. Phys. A* **590**, 763 (1995) and references therein.
- [46] G. Agakishiev *et. al.*, *Eur. Phys. J. A* **51**, 137 (2015).
- [47] V. Flaminio *et. al.*, CERN libraries, CERN-HERA 84-01 (1984).
- [48] T. Tsuboyama, N. Katayama, F. Sai and S. S. Yamamoto, *Nucl. Phys. A* **486**, 669 (1988).
- [49] L. G. Dakhno *et. al.*, *Phys. Lett. B* **114**, 409 (1982).
- [50] D. C. Brunt, M. J. Clayton and B. A. Westwood, *Phys. Rev.* **187**, 1856 (1969).
- [51] W. Thomas *et. al.*, *Phys. Rev. D* **24**, 1736 (1981).
- [52] M. Kleinschmidt *et. al.*, *Z. Physik A* **298**, 253 (1980).
- [53] A. Abdivaliev *et. al.*, Dubna Preprint JINR D1-81-756 (1981).
- [54] L. D. Roper, *Phys. Rev. Lett.* **12**, 340 (1964).
- [55] R. A. Arndt, J. M. Ford and L. D. Roper, *Phys. Rev. D* **32**, 1085 (1985).
- [56] R. E. Cutkosky and S. Wang, *Phys. Rev. D* **42**, 235 (1990).

- [57] R. Arndt, W. Briscoe, I. Strakovsky and R. Workman, Phys. Rev. C **74**, 045205 (2006).
- [58] M. Doering *et al.*, Nucl. Phys. A **829**, 170 (2009).
- [59] N. Suzuki *et al.*, Phys. Rev. Lett. **104**, 042302(2010).
- [60] R.L. Workman *et al.* (Particle Data Group), to be published in Prog. Theor. Exp. Phys. 2022, 083C01 (2022)
- [61] M. Ablikim *et al.* (BES Collaboration), Phys. Rev. Lett. **97**, 062001 (2006).
- [62] H.P. Morsch *et al.*, Phys. Rev. Lett. **69**, 1336 (1992).
- [63] H.P. Morsch and P. Zupranski, Phys. Rev. C **61**, 024002 (1999).
- [64] L. Alvarez-Ruso, E. Oset, E. Hernandez, Nucl. Phys. A **633**, 519 (1998) and priv. comm.
- [65] M. Bashkanov, H. Clement and T. Skorodko, Nucl. Phys. A **958**, 129 (2017).
- [66] M. Bashkanov, H. Clement and T. Skorodko, Eur. Phys. J. A **51**, 87 (2015).
- [67] G. Fäldt and C. Wilkin, Phys. Lett. B **701**, 619 (2011).
- [68] M. Albaladejo and E. Oset, Phys. Rev. C **88**, 014006 (2013).
- [69] Internal Report, WASA-at-COSY (2011) unpublished.
- [70] V.I. Kukulin *et al.*, Phys. Lett. B **801**, 135146 (2020).
- [71] G. Höhler, πN Newsletter **9**, 1 (1993).
- [72] P. Adlarson *et al.*, Phys. Rev. C **102**, 015204 (2020).
- [73] H. Rodjess *et al.*, Eur. Phys. J. A **18**, 555 (2003).
- [74] SAID partial-wave solutions accessible on: <http://gwdac.phys.gwu.edu>
- [75] V.I. Kukulin *et al.*, Ann. Phys. **325**, 1173 (2010).
- [76] According to Ref. [44] the 3P_2 partial wave provides the by far largest contribution to the total cross section with about 1.5 mb. According to Ref. [29] not all of the partial wave contribution leads to s -channel dibaryon formation. Hence a total dibaryon resonance contribution of 1 mb appears to be at least qualitatively quite reasonable.
- [77] deceased