

# Effective technique of numerical investigation of systems with complicated geometry of a potential

O. I. Hryhorchak

Department for Theoretical Physics, Ivan Franko National University of Lviv,  
12, Drahomanov Str., Lviv, UA-79005, Ukraine

*Orest.Hryhorchak@lnu.edu.ua*

March 17, 2024

## Abstract

We have developed the technique of a quantum wave impedance determination for the sequence of not only constant potentials but also for potentials of forms for which the solution of a Shrödinger equation exists at least in terms of special functions. The method was applied for a deformed double-barrier system and as a result the dependence of a transmission probability  $T$  on an energy  $E$  of a particle at different parameters of this system was numerically calculated. Obtained results can be applied to the numerical investigation of a quantum mechanical systems with complicated geometry (spatial structure) of a potential.

## 1 Introduction

A theoretical description of nanoheterostructures is of great importance since it allows to predict the conditions for fabricating nanomaterials with the required properties. The primary task on this way is finding energies of resonant levels and bound states as well as appropriate eigenfunctions. Very often it is possible to predict the main properties of considered nanomaterials even if we have only single-particle states. Furthermore, having these states we can use a perturbation theory to take into account the inter-particle interaction. The same is true concerning a theoretical consideration of the influence of external fields on a studied system.

Carrying out this task we face with the potential inside nanostructures which usually has a quite complicated spatial structure. This means that it is impossible to get an exact solution of a Schrödinger equation. And even if we approximate a real potential by the piecewise constant potential the direct solution of a Schrödinger equation is too much complicated. That is why a lot of different techniques were developed for a numerical investigation of quantum mechanical systems, namely transfer matrix approach [1, 2, 3, 4, 5, 6, 7], a finite difference method [8, 9], a quantum wave impedance approach [10, 11, 12, 13] and others [14, 15, 16, 17, 11].

In the article [18] it was mentioned that in real nanosystems where the potential has a complicated geometry (spatial structure) the issue of an effective approximate calculation of parameters of such systems is not easy. Of course one can approximate a real potential by a piecewise constant potential and use the results of the [19, 20, 18]. But as it was shown in [18] to obtain the satisfactory accuracy one has to use a lot of breaking points of a real potential which in turn means a significant increasing of necessary computational operations.

The other way is to depict a real potential as a sequence of potentials of different shapes for which we have the solution of the equation for a quantum wave impedance [21, 22] and then to use a matching condition at the interface of each two adjacent regions. This approach we will try to realize in this paper.

## 2 Calculation of a quantum wave impedance for an arbitrary potential

Let's assume that we have a potential in the following form:

$$U(x) = U_0\theta(x_0 - x) + \sum_{i=1}^N U_i(x)(\theta(x - x_i) - \theta(x - x_{i+1})) + U_{N+1}\theta(x - x_{N+1}), \quad (1)$$

where  $\theta(x)$  is a Heaviside step function.

In a general case the expression for a quantum wave impedance in a region  $x \in (x_i \dots x_{i+1})$  is as follows:

$$Z_i(x) = \frac{\hbar}{im} \frac{C_i \psi'_i(x) + \phi'_i(x)}{C_i \psi_i(x) + \phi_i(x)}, \quad (2)$$

where  $\psi_i(x)$  and  $\phi_i(x)$  are two linearly independent solutions (in the region  $x \in (x_i \dots x_{i+1})$ ) of a Schrödinger equation with a Hamiltonian:

$$\hat{H} = -\frac{\hbar^2}{2m} \frac{d^2}{dx^2} + U_i(x). \quad (3)$$

Consider the first region  $x \in (x_0 \dots x_1)$  with a potential  $U_1(x)$  and with two linearly independent solutions of a Shrödinger equation  $\psi_1(x)$  and  $\phi_1(x)$ . So

$$Z(x) = \frac{\hbar}{im} \frac{C_1 \psi_1'(x) + \phi_1'(x)}{C_1 \psi_1(x) + \phi_1(x)}. \quad (4)$$

At the point  $x = x_0$  we have the load impedance  $Z(x_0) = z_L$ . Thus,

$$z_L = \frac{\hbar}{im} \frac{C_1 \psi_1'(x_0) + \phi_1'(x_0)}{C_1 \psi_1(x_0) + \phi_1(x_0)} \quad (5)$$

and

$$C_1 = \frac{\phi_1'(x_0) - \gamma_L \phi_1(x_0)}{\gamma_L \psi_1(x_0) - \psi_1'(x_0)}, \quad (6)$$

where  $\gamma_L = \frac{im}{\hbar} z_L$ . Substituting it into the equation (4) we get:

$$Z(x_1) = \frac{\hbar}{im} \frac{f_1^{(x_0, x_1)}(x_0, x_1) - \gamma_L f_1^{(x_1)}(x_0, x_1)}{f_1^{(x_0)}(x_0, x_1) - \gamma_L f_1(x_0, x_1)}, \quad (7)$$

where

$$f_1(x_0, x_1) = \phi_1(x_0) \psi_1(x_1) - \phi_1(x_1) \psi_1(x_0), \quad (8)$$

$$\begin{aligned} f_1^{(x_0, x_1)}(x_0, x_1) &= \frac{\partial}{\partial x_0} \frac{\partial}{\partial x_1} f_1(x_0, x_1), \\ f_1^{(x_0)}(x_0, x_1) &= \frac{\partial}{\partial x_0} f_1(x_0, x_1), \\ f_1^{(x_1)}(x_0, x_1) &= \frac{\partial}{\partial x_1} f_1(x_0, x_1). \end{aligned} \quad (9)$$

Let's consider a second region:  $x = (x_1 \dots x_2)$  with a potential energy  $U_2(x)$  and with two linear independent solutions of a Shrödinger equation, namely  $\psi_2(x)$  and  $\phi_2(x)$ . Repeating the procedure described above we get:

$$Z(x_2) = \frac{\hbar}{im} \frac{f_1^{(x_0)} f_2^{(x_1, x_2)} - f_1^{(x_0, x_1)} f_2^{(x_2)} - \gamma_L (f_1 f_2^{(x_1, x_2)} - f_1^{(x_1)} f_2^{(x_2)})}{f_1^{(x_0)} f_2^{(x_1)} - f_1^{(x_0, x_1)} f_2 - \gamma_L (f_1 f_2^{(x_1)} - f_1^{(x_1)} f_2)}, \quad (10)$$

where

$$f_2(x_1, x_2) = \phi_2(x_1) \psi_2(x_2) - \phi_2(x_2) \psi_2(x_1). \quad (11)$$

After introducing a function  $F(x_0, x_1, x_2) = \tilde{f}_1(x_0, x_1) \tilde{f}_2(x_1, x_2)$ , where  $\tilde{f}_j(\tilde{x}_{j-1}, \tilde{x}_j)$  is defined in the following way

$$\tilde{f}_j(x_{j-1}, x_j) = f_1(x_{j-1}, x_j) - 2f_1(x_{j-1}, \tilde{x}_j) \Big|_{\tilde{x}_j = x_j} \quad (12)$$

we get

$$\begin{aligned}\tilde{f}_j^{(x_{j-1})}(x_{j-1}, x_j) &= -f_j^{(x_{j-1})}(x_{j-1}, x_j), \\ \tilde{f}_j^{(x_j)}(x_{j-1}, x_j) &= f_j^{(x_j)}(x_{j-1}, x_j),\end{aligned}\tag{13}$$

$$\tilde{f}_j^{(x_{j-1}, x_j)}(x_{j-1}, x_j) = -f_j^{(x_{j-1}, x_j)}(x_{j-1}, x_j).\tag{14}$$

Thus, we have

$$Z(x_2) = \frac{\hbar}{im} \frac{F^{(x_0, x_1, x_2)}(x_0, x_1, x_2) + \gamma_L F^{(x_1, x_2)}(x_0, x_1, x_2)}{F^{(x_0, x_1)}(x_0, x_1, x_2) + \gamma_L F^{(x_1)}(x_0, x_1)}.\tag{15}$$

If we repeat this procedure  $N$  times we finally obtain the following expression for a quantum wave impedance at a point  $x = x_N$

$$Z(x_N) = \frac{\hbar}{im} \frac{F^{(x_0, \dots, x_N)}(x_0, \dots, x_N) + \gamma_L F^{(x_1, \dots, x_N)}(x_0, \dots, x_N)}{F^{(x_0, \dots, x_{N-1})}(x_0, \dots, x_N) + \gamma_L F^{(x_1, \dots, x_{N-1})}(x_0, \dots, x_N)},\tag{16}$$

where

$$F(x_0, \dots, x_N) = \tilde{f}_1(x_0, x_1) \dots \tilde{f}_N(x_{N-1}, x_N).\tag{17}$$

At the same time we have to keep in mind relations (13) and that

$$f_i^{(x_j)}(x_{i-1}, x_i) = 0, \quad (j \neq i) \wedge (j \neq i-1),\tag{18}$$

where

$$f_i(x_{i-1}, x_i) = \phi_i(x_{i-1})\psi_i(x_i) - \phi_i(x_i)\psi_i(x_{i-1}).\tag{19}$$

It is not a problem to reproduce the process of deriving expression (16) for a case when a starting point is  $x_{N+1}$  instead of  $x_0$ . For example for a region  $(x_0 \dots x_1)$  when we move in the direction of from a point  $x_1$  to a point  $x_0$  the formula (20) will take the following form

$$Z(x_1) = \frac{\hbar}{im} \frac{f_1^{(x_0, x_1)}(x_0, x_1) - \gamma_L f_1^{(x_0)}(x_0, x_1)}{f_1^{(x_1)}(x_0, x_1) - \gamma_L f_1(x_0, x_1)},\tag{20}$$

where  $\gamma_L = \frac{\hbar}{im} z_L$  and  $z_L$  is the value of a quantum wave impedance at a point  $x_1$ .

Let's check a described approach for the case of a single rectangular potential barrier of a height  $U_b$  and a width  $L = x_1 - x_0$ . Outside the barrier the potential energy is  $U_0$ . Two linearly independent solutions of a Shrödinger equation are:  $\psi_b(x) = \exp[\gamma_b x]$  and  $\phi_b(x) = \exp[-\gamma_b x]$ , where  $\gamma_b = \sqrt{2m(E - U_b)}/\hbar$ . Then

$$f_b(x_0, x_1) = 2 \operatorname{sh} [\gamma_b L]\tag{21}$$

and using (9) we immediately get a well-known relation:

$$Z(x_1) = z_b \frac{\gamma_L \operatorname{ch}[\gamma_b L] - \gamma_b \operatorname{sh}[\gamma_b L]}{\gamma_b \operatorname{ch}[\gamma_b L] - \gamma_L \operatorname{sh}[\gamma_b L]} = z_b \frac{z_L \operatorname{ch}[\gamma_b L] - z_b \operatorname{sh}[\gamma_b L]}{z_b \operatorname{ch}[\gamma_b L] - z_L \operatorname{sh}[\gamma_b L]}, \quad (22)$$

where, as usual  $z_b = \frac{\hbar}{im} \gamma_b$ ,  $\gamma_L = \frac{im}{\hbar} z_L$ ,  $z_L = \sqrt{2(E - U_0)/m}$ .

### 3 Example of a double barrier system with a complicated geometry

Here we are going to illustrate how to apply the approach developed in the previous section. Assume that instead of the rectangular double-well model which often used for modelling real potentials we have more realistic potential of the following form:

$$\begin{aligned} U(x) = & U_1(x)(\theta(x+a+b) - \theta(x+a)) + U_2(x)(\theta(x+a) - \theta(x-a)) + \\ & + U_3(x)(\theta(x-a) - \theta(x-a-b)), \end{aligned} \quad (23)$$

where

$$\begin{aligned} U_1(x) &= A(\exp[\gamma(x+x_0)] + B), \quad x_0 = a+b, \\ U_2(x) &= Cx^2, \quad U_3(x) = D - F(x-a). \end{aligned} \quad (24)$$

This potential is depicted on the Figure 1.

Thus, two linearly independent solutions of a Schrödinger equation with a potential  $U_1(x)$  are

$$\psi_1(x) = J_\alpha \left( \beta \exp \left[ \frac{\gamma}{2}(x+x_0) \right] \right), \quad \phi_1(x) = Y_\alpha \left( \beta \exp \left[ \frac{\gamma}{2}(x+x_0) \right] \right), \quad (25)$$

where

$$\alpha = \frac{2\sqrt{2m(AB-E)}}{\hbar\gamma}, \quad \beta = 2i \frac{\sqrt{2Am}}{\hbar\gamma}. \quad (26)$$

$J_\alpha(x)$  and  $Y_\alpha(x)$  are first-order Bessel functions [23].

The first derivatives of  $\psi_1(x)$  and  $\phi_1(x)$  functions are as follows

$$\psi_1'(x) = -\frac{g}{2} \left[ J_{\alpha+1} \left( \beta \exp \left[ \frac{\gamma}{2}(x+x_0) \right] \right) \beta \exp \left[ \frac{\gamma}{2}(x+x_0) \right] - \alpha J_\alpha \left( \beta \exp \left[ \frac{\gamma}{2}(x+x_0) \right] \right) \right], \quad (27)$$

$$\phi_1'(x) = -\frac{g}{2} \left[ Y_{\alpha+1} \left( \beta \exp \left[ \frac{\gamma}{2}(x+x_0) \right] \right) \beta \exp \left[ \frac{\gamma}{2}(x+x_0) \right] - \alpha Y_\alpha \left( \beta \exp \left[ \frac{\gamma}{2}(x+x_0) \right] \right) \right]. \quad (28)$$

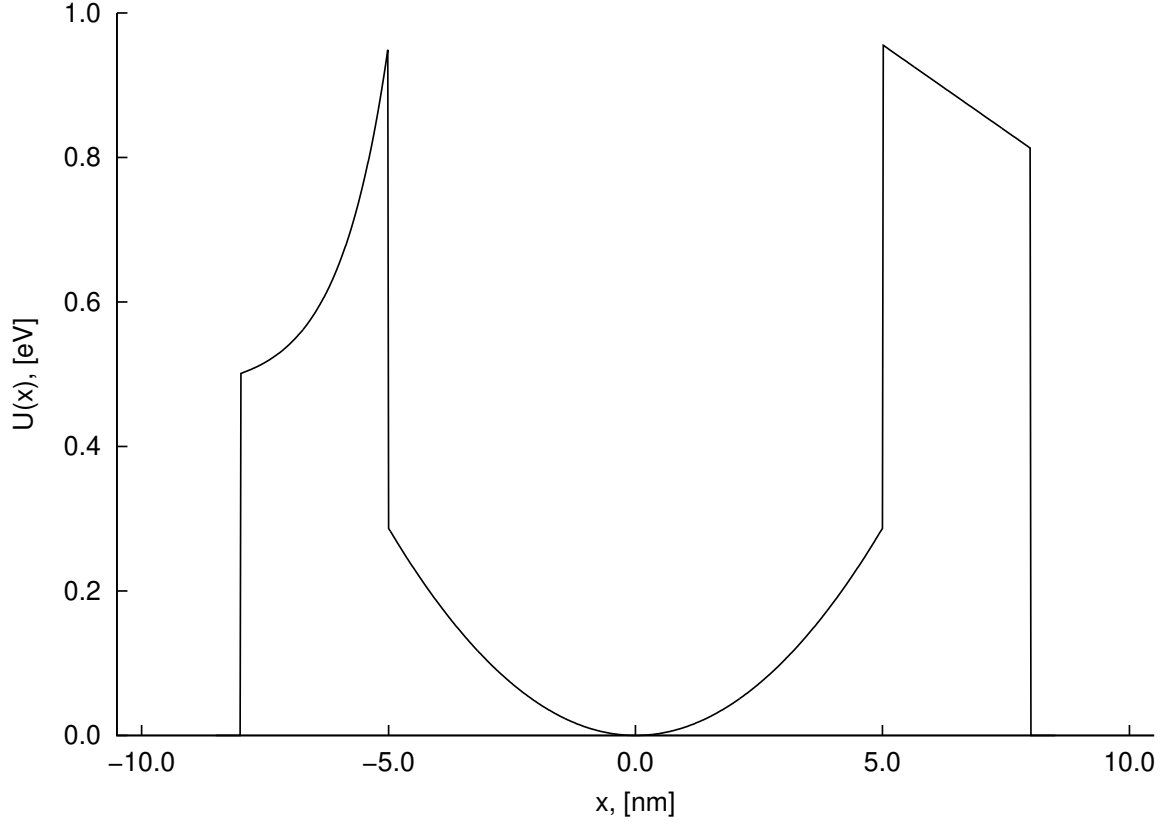


Figure 1: Graphic representation of a potential (23)

For a second region with a potential  $U_2(x)$  we have the following linearly independent solutions of a Shrödinger equation

$$\psi_2(x) = \frac{M_{\beta,1/4}(\sqrt{C}x^2)}{\sqrt{x}}, \quad \phi_2(x) = \frac{W_{\beta,1/4}(\sqrt{C}x^2)}{\sqrt{x}}, \quad (29)$$

where  $\beta = \frac{1}{4} \frac{E}{\sqrt{C}}$ ,  $M_{\beta,1/4}(x)$  and  $W_{\beta,1/4}(x)$  are Whittaker functions [23]. The first derivatives of functions  $\psi_2(x)$  and  $\phi_2(x)$  are

$$\begin{aligned} \psi_2'(x) = & 2\sqrt{C}x \left[ \left( \frac{1}{2} - \frac{\alpha_2}{\sqrt{C}x^2} \right) M_{\beta,1/4}(\sqrt{C}x^2) + \right. \\ & \left. + \frac{3+4\beta}{4\sqrt{C}x^2} M_{\beta+1,1/4}(\sqrt{C}x^2) \right] - \frac{M_{\beta,1/4}(\sqrt{C}x^2)}{2x^{3/2}}, \end{aligned} \quad (30)$$

$$\begin{aligned}\phi_2'(x) = & 2\sqrt{Cx} \left[ \left( \frac{1}{2} - \frac{\beta}{\sqrt{Cx^2}} \right) M_{\beta,1/4}(\sqrt{Cx^2}) + \right. \\ & \left. + \frac{1}{\sqrt{Cx^2}} M_{\beta+1,1/4}(\sqrt{Cx^2}) \right] - \frac{M_{\beta,1/4}(\sqrt{Cx^2})}{2x^{3/2}}.\end{aligned}\quad (31)$$

And finally for a third region with a potential  $U_3(x)$  we have:

$$\psi_3(x) = \text{Ai}(k(x - x_0) + b), \quad \phi_3(x) = \text{Bi}(k(x - x_0) + b), \quad (32)$$

where  $k = -F^{\frac{1}{3}}$ ,  $b = (D - E)/F^{\frac{2}{3}}$ ,  $\text{Ai}(x)$  and  $\text{Bi}(x)$  are Airy functions [23]. And the first derivatives of  $\psi_3(x)$  and  $\phi_3(x)$  are

$$\psi_3'(x) = \frac{k(x - x_0) + b}{3} \left\{ I_{2/3} \left( \frac{2}{3}(k(x - x_0) + b)^{\frac{3}{2}} \right) - I_{-2/3} \left( \frac{2}{3}(k(x - x_0) + b)^{\frac{3}{2}} \right) \right\}, \quad (33)$$

$$\phi_3'(x) = \frac{k(x - x_0) + b}{\sqrt{3}} \left\{ I_{2/3} \left( \frac{2}{3}(k(x - x_0) + b)^{\frac{3}{2}} \right) + I_{-2/3} \left( \frac{2}{3}(k(x - x_0) + b)^{\frac{3}{2}} \right) \right\}, \quad (34)$$

where  $I_{2/3}(x)$   $I_{-2/3}(x)$  are modified Bessel functions.

Now on the base of the results of the previous section we can construct a function  $F(x_0, x_1, x_2, x_3) = \tilde{f}_1(x_0, x_1)\tilde{f}_2(x_1, x_3)\tilde{f}_1(x_2, x_3)$ , where in our case  $x_0 = -a - b$ ,  $x_1 = -a$ ,  $x_2 = a$ ,  $x_3 = a + b$  and

$$\begin{aligned}f_1(x_0, x_1) &= \psi_1(x_1)\phi_1(x_0) - \psi_1(x_0)\phi_1(x_1), \\ f_2(x_1, x_2) &= \psi_2(x_2)\phi_2(x_1) - \psi_2(x_1)\phi_2(x_2), \\ f_3(x_2, x_3) &= \psi_3(x_3)\phi_3(x_2) - \psi_3(x_2)\phi_3(x_3).\end{aligned}\quad (35)$$

The relation between functions  $\tilde{f}_j(x_{j-1}, x_j)$  and  $f_j(x_{j-1}, x_j)$  is described by (12), (13). So having  $F(x_0, x_1, x_2, x_3)$  and using formula (16) we find the value of a quantum wave impedance function at the point  $x = x_3$  and a transmission coefficient  $T(E)$  as a function of an energy of a particle. The graphic representation of this function you can find on Figure 2.

It is also interesting to consider the scattering case for a double parabolic barrier. The potential energy in this case is as follows

$$U(x) = ax_0^2(\theta(-x - 2x_0) + \theta(x - 2x_0)). \quad (36)$$

And the dependence of a transmission probability  $T$  on an energy  $E$  of a particle at different values of parameter  $x_0$  is depicted on Figure 2. In our numerical calculations we used the value for an effective mass  $m^* = 0.1m_0$ , where  $m_0$  is a “bare” mass of an electron.

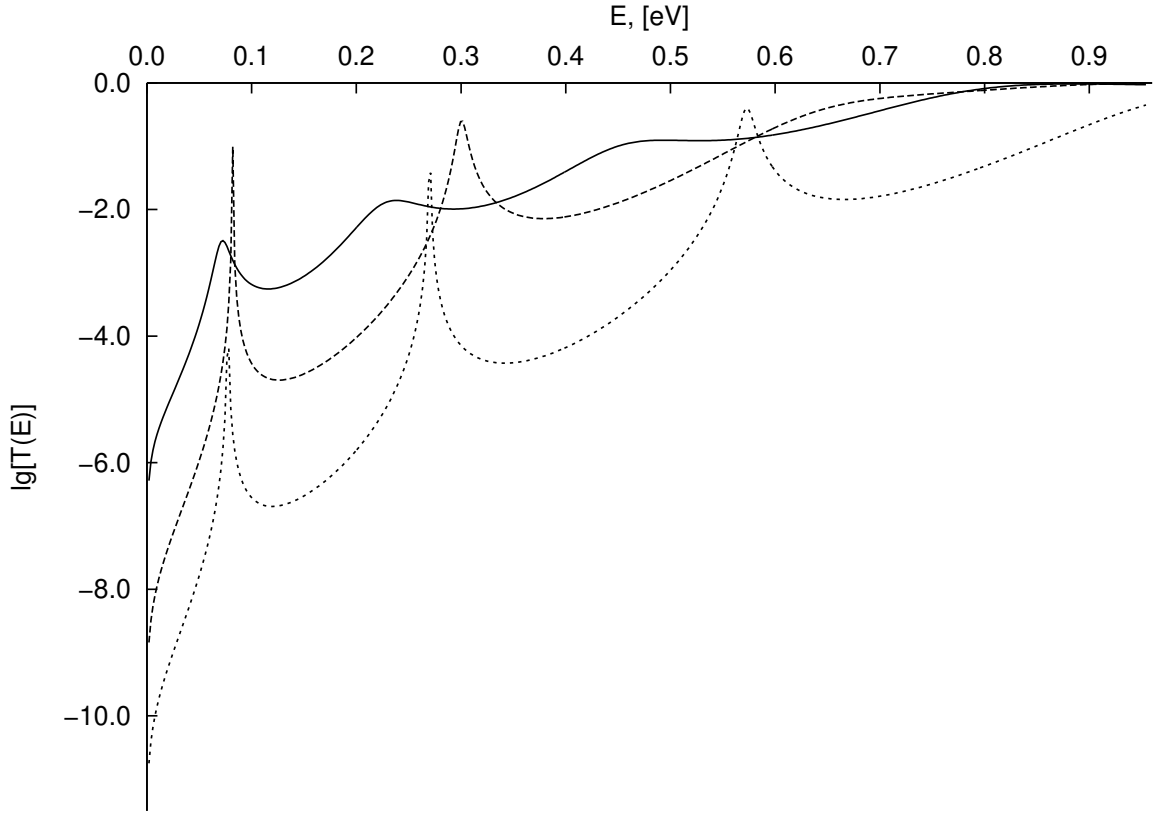


Figure 2: Dependence of a transmission probability  $T$  on an energy  $E$  of a particle for a system of a deformed double barrier (23) with different values of parameter  $F$ . Solid line is for  $F = 0.1$  eV/nm; dashed line is for  $F = 0.05$  eV/nm; dotted line is for  $F = 0.01$  eV/nm.

## Conclusions

In a previous article [21] it was shown that the iterative method of a quantum wave impedance calculation in the limit where the widths of regions into which the real potential is divided tend to zero, gives the differential equation for a quantum wave impedance. This result gives a reliable base for an approximate numerical calculation of a quantum wave impedance for systems in which the real potential is depicted as a cascaded of constant potentials. The main drawback of this approach is that to obtain a good accuracy we have to use a big number of cascaded elements.

This problem can be solved by the method which we developed in this paper when a real potential is represented not only by a piecewise constant potential but also by a wider range

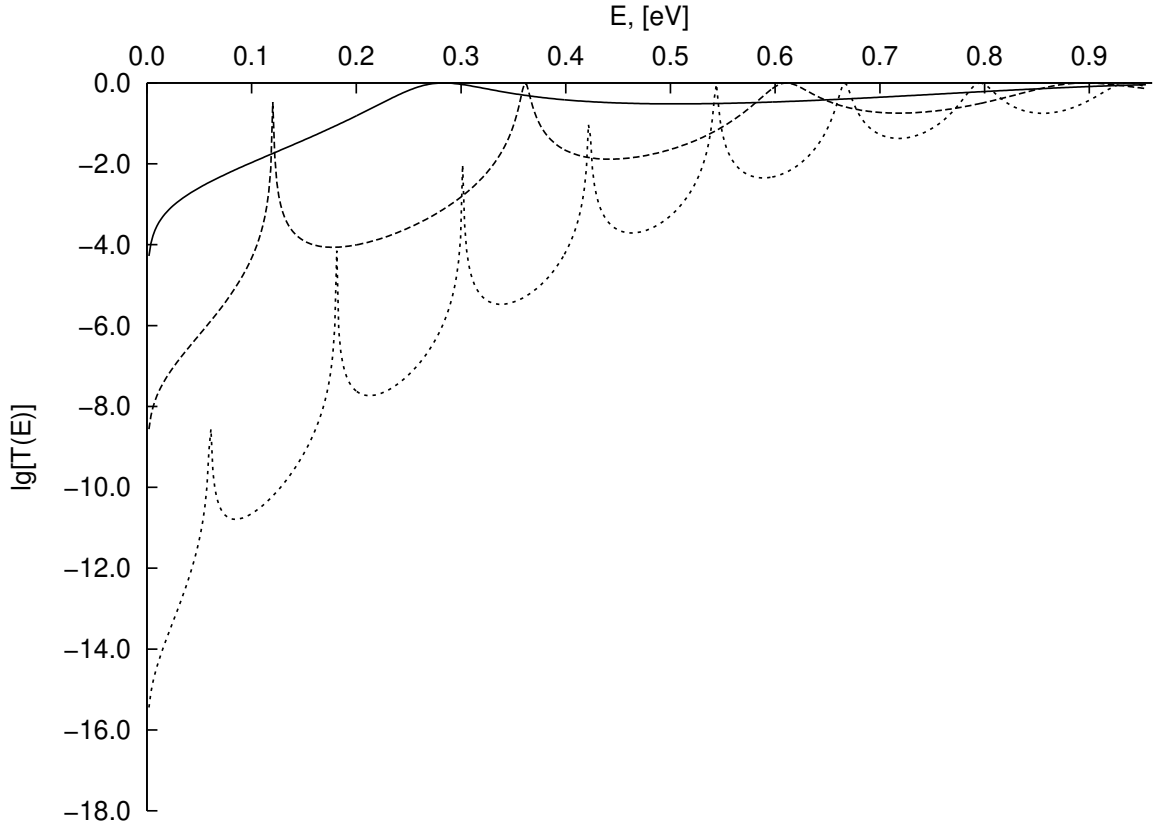


Figure 3: Dependence of a transmission probability  $T$  on an energy  $E$  of a particle for a system of a double parabolic barrier with different values of parameter  $x_0$ . Solid line is for  $x_0 = 2$  nm; dashed line is for  $x_0 = 5$  nm; dotted line is for  $x_0 = 10$  nm.

of forms of a potential for which the equation for a quantum wave impedance has a solution in terms of special functions. It is worth to mention that if a Shrödinger equation with a specific form of a potential has a solution in terms of special functions then the equation for a quantum wave impedance has the solution for this form of a potential as well.

A solution of a equation for a quantum wave impedance in terms of special functions exists at least for linear, parabolic, exponential, cosin (sin) forms of a potential. But this is not a complete list. One can extend it by adding new forms of potential. In this paper we demonstrated solutions for linear, parabolic, exponential forms of a potential. An extra investigation is needed to understand how to use the developed here method for infinite and semi-infinite periodic systems [24].

The similar situation we have in a case of numeric integration of a function when a real function on each interval is approximated by a constant value (a method of rectangulars), by a linear function (a method of trapezoid) or by a parabolic function (Simpson's rule). By an analogy with a numerical integration one can use the same terms concerning an approximate calculation of a quantum wave impedance.

## References

- [1] *Ando Yu.* Calculation of transmission tunneling current across arbitrary potential barriers / Yu. Ando, T. Itoh // J. Appl. Phys. "— 1987. "— Vol. 61. "— P. 1497–1502.
- [2] *Griffiths David J.* Waves in locally periodic media / David J. Griffiths, Carl A. Steinke // Am. J. Phys. "— 2001. "— Vol. 69. "— P. 137–154.
- [3] *Pereyra Pedro.* Theory of finite periodic systems: General expressions and various simple and illustrative examples / Pedro Pereyra, Edith Castillo // Phys. Rev. B. "— 2002. "— Vol. 65. "— P. 205120(1)–205120(26).
- [4] The transfer matrix: A geometrical perspective / Luis L. Sánchez-Soto, Juan J. Monzón, Alberto G. Barriuso, José F. Cariñena // Phys. Rep. "— 2012. "— Vol. 513. "— P. 191–227.
- [5] *Harwit A. Harris J. S.* Calculated quasieigenstates and quasieigenenergies of quantum well superlattices in an applied electric field / J. S. Harwit, A. Harris, A. Kapitulnik // J. Appl. Phys. "— 1986. "— Vol. 60. "— P. 3211–3213.
- [6] *Capasso F.* Sequential resonant tunneling through a multiquantum well superlattice / F. Capasso, K. Mohammed, A. Y. Cho // Appl. Phys. Lett. "— 1986. "— Vol. 48. "— P. 478–480.
- [7] Electric field dependence of optical absorption near the band gap of quantum-well structures / D. A. B. Miller, D. S. Chemla, T. C. Damen [et al.] // Phys. Rev. B. "— 1985. "— Vol. 32, No. 2. "— P. 1043–1060.
- [8] *Zhou P.* Finite Difference Method / P. Zhou // Numerical Analysis of Electromagnetic Fields. Electric Energy Systems and Engineering Series. "— Heidelberg : Springer, 1993. "— P. 427.
- [9] *Grossmann C.* Finite Difference Method / C. Grossmann, H.-G. Roos, M. Stynes // Numerical Treatment Equations. "— Heidelberg : Springer, 2007. "— P. 601.
- [10] *Kabir S. M. F.* Application of quantum mechanical wave impedance in the solution of Schrodinger's equation in quantum wells / S. M. F. Kabir, M. R. Khan, Alam M. A. // Appl. Phys. Lett. "— 1991. "— Vol. 34, No. 12. "— P. 1466–1468.
- [11] *Nelin E. A.* Numeral Hilbert transform for crystal-like structures / E. A. Nelin, V. O. Imamov // Visn. NTUU KPI Ser. - Radiotekh. Radioaparotobud. "— 2010. "— Vol. 41. "— P. 80–82.
- [12] *Babushkin A.M.* Computer simulation of quantum-size structures in the matlab environment / A.M. Babushkin, E.A. Nelin // Visn. NTUU KPI Ser. - Radiotekh. Radioaparotobud. "— 2011. "— Vol. 46. "— P. 159–163.
- [13] *Ashby A.* The study of modeled atomtronic barrier potentials through the impedance method : Master of science / Faculty of the Graduate School of the University of Colorado. "— Colorado, 2016. "— 190 p.
- [14] *Calecki D. Palmier J. F.* Hopping conduction in multiquantum well structures / J. F. Calecki, D. Palmier, A. Chomette // Journ.of Phys. C: Sol. Stat. Phys. "— 1984. "— Vol. 17, No. 28. "— P. 5017–5030.

- [15] *Tsu R.* Hopping conduction in a “superlattice” / R. Tsu, G. Döhler // Phys. Rev. B. — 1975. — Vol. 12, No. 2. — P. 680–686.
- [16] *Lui W. W.* Exact solution of the Schrodinger equation across an arbitrary one-dimensional piecewise-linear potential barrier / W. W. Lui, M. Fukuma // Journ. of Appl. Phys. — 1986. — Vol. 60. — P. 1555–1559.
- [17] *Vodolazka M. V.* Resonance filtration by two-phase resonators / M. V. Vodolazka, A. P. Tolstenskova, Nelin E. A. // Visn. NTUU KPI Ser. - Radiotekh. Radioaparotobud. — 2014. — Vol. 57. — P. 113–120.
- [18] *Hryhorchak O. I.* Numerical study of quantum mechanical systems using a quantum wave impedance approach / O. I. Hryhorchak // arXiv:2010.08247. — 2020. — P. 1–18.
- [19] *Hryhorchak O. I.* Quantum wave impedance calculation for an arbitrary pieewise constant potential / O. I. Hryhorchak // arXiv:2010.06263. — 2020. — P. 1–11.
- [20] *Hryhorchak O. I.* Application of a quantum wave impedance method for zero-range singular potentials / O. I. Hryhorchak // arXiv:2010.06930. — 2020. — P. 1–17.
- [21] *Hryhorchak O. I.* Reformulation of a transmission and reflection problems in terms of a quantum wave impedance function / O. I. Hryhorchak // arXiv:2010.04682. — 2020. — P. 1–14.
- [22] *Hryhorchak O. I.* An application of a quantum wave impedance approach for solving a non-symmetric single well problem / O. I. Hryhorchak // arXiv:2010.05583. — 2020. — P. 1–10.
- [23] Frank W. J. Olver, Daniel W. Lozier, Ronald F. Boisvert, Charles W. Clark // NIST Handbook of Mathematical Functions. — 32 Avenue of the Americas, New York, NY 10013-2473, USA : Cambridge University Press, 2010. — P. 967.
- [24] *Hryhorchak O. I.* Application of a quantum wave impedance method for study of infinite and semi-infinite periodic media / O. I. Hryhorchak // arXiv:2010.07632. — 2020. — P. 1–18.