

# READONCE Transformers: Reusable Representations of Text for Transformers

Shih-Ting Lin\* Ashish Sabharwal† Tushar Khot†

\* University of Texas, Austin, U.S.A.

† Allen Institute for AI, Seattle, U.S.A.

j0717lin@utexas.edu, {ashishs,tushark}@allenai.org

## Abstract

While large-scale language models are extremely effective when directly fine-tuned on many end-tasks, such models learn to extract information and solve the task simultaneously from end-task supervision. This is wasteful, as the general problem of gathering information from a document is mostly task-independent and need not be re-learned from scratch each time. Moreover, once the information has been captured in a computable representation, it can now be re-used across examples, leading to faster training and evaluation of models. We present a transformer-based approach, READONCE Transformers, that is trained to build such information-capturing representations of text. Our model compresses the document into a variable-length task-independent representation that can now be re-used in different examples and tasks, thereby requiring a document to only be *read once*. Additionally, we extend standard text-to-text models to consume our READONCE Representations along with text to solve multiple downstream tasks. We show our task-independent representations can be used for multi-hop QA, abstractive QA, and summarization. We observe 2x-5x speedups compared to standard text-to-text models, while also being able to handle long documents that would normally exceed the length limit of current models.

## 1 Introduction

Transformer-based large scale language models (LMs) (Radford et al., 2018; Devlin et al., 2019) are task-independent models that are surprisingly effective when directly fine-tuned on many different end-tasks (Rajpurkar et al., 2016; Wang et al., 2019b,a). This has reduced the need for designing task-specific system architectures. However,

\*The author’s work was primarily done during an internship at the Allen Institute for AI.

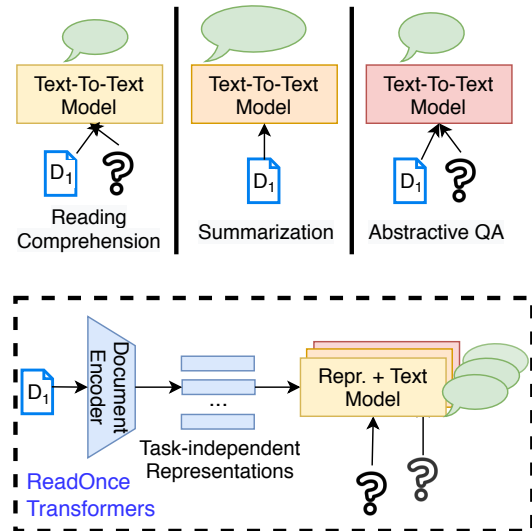


Figure 1: READONCE Transformers: Rather than learning to extract information specific to each end-task, we use transformer-based encoders to build task-independent, reusable document representations once, and feed them into various representation+text transformer models trained for end-tasks.

this approach relies heavily on using end-task supervision to learn to solve two sub-problems simultaneously: extract information from an input document  $D$  and solve the end-task (e.g., answer a question about  $D$ ). This incentivizes LM-based models to learn to extract only task-specific—and even example-specific—information when fine-tuned on the end-task. For example, a sentiment classification model may learn to only extract sentiments from  $D$ , while a Question Answering (QA) model may learn to only extract from  $D$  the information needed for the specific question at hand.

This strategy, while effective on many datasets, is also inefficient. First, it requires models to be trained from scratch for each end-task, even though the sub-problem of gathering the informa-

tion content of the input document  $D$  is shared across tasks. Second, each  $D$  must be re-read from scratch in the context of each example (e.g., once for each question) even when many examples share  $D$ . Not only is this computational redundancy undesirable, slow inference can quickly become a bottleneck in deployed, real-time systems if models with billions of parameters must re-read  $D$  for every input query about  $D$ . Further, the longer the document, the worse the problem.

Inspired by humans' ability to read a document and extract key information from it without having to know the use case in advance, we ask the following question: Can we use transformer-based LMs to *build compressed representations of text* that are example- and task-independent, and hence reusable? Further, can we extend text-to-text transformer architectures to consume such representations in conjunction with text?

Prior representation learning approaches attempt to capture the meaning of sentences into a continuous vector (Conneau et al., 2017; Kiros et al., 2015). While they have been effective on downstream classification tasks, it is unclear whether they can capture the information content of entire paragraphs. More importantly, these approaches were designed based on hidden representations from recurrent networks and then fed as-is to task-specific classifiers. In contrast, our goal is to (a) build such document representations using transformer-based LMs, and (b) combine them with example-specific text inputs in a way that can be consumed by a transformer architecture.

To this end, we propose an approach to convert any encoder-decoder based transformer LM (such as BART (Lewis et al., 2020)) into a new architecture termed READONCE Transformer, with two key properties: it reads documents only once to create compressed, information-capturing, reusable representations that we refer to as READONCE Representations; and it then consumes these document representations together with task- and example-specific plain text (e.g., a question).

Compressing information in a document to a fixed-length vector can be lossy for long documents and wasteful for short documents. We therefore use a *variable-length representation* that scales with the length of the input document. A key challenge is to find a compressed representation that contains just the right level of information. We choose to capture enough informa-

tion to answer factoid questions about  $D$ , but ignore syntax and low-level semantics. Accordingly, we use supervision from two factoid QA datasets, SQuAD (Rajpurkar et al., 2016) and UnsupervisedQA (Lewis et al., 2019), when creating READONCE Representations. Finally, to solve an end-task, we modify a text-to-text transformer architecture to consume READONCE Representations and example-specific text together in the encoder.

Our experiments with a QA model trained to use READONCE Representations demonstrate that these representations are more effective at capturing information compared to baseline approaches. Our representations also generalize to other tasks such as multi-hop QA (Yang et al., 2018), abstractive QA (Kociský et al., 2018), and summarization (Narayan et al., 2018).

Since READONCE Representations are computed only once and can be cached, we can train and infer with models 2x-5x faster than standard approaches, with only a marginal drop in accuracy (about 3 F1 points on QA and 4 Rouge-L points on summarization for a 2x speedup). The compression ratio parameter of our representations provides an easy way to trade off this computation time with accuracy.

Further, our experiments simulating a long document setting demonstrate that READONCE Transformers, by virtue of their information-capturing yet compressed representations, substantially outperform a standard, truncation-based usage of transformer models when the document text is too long to fit in them. Our approach thus provides a novel way to use existing transformer models to handle large documents, complementing a recent line of research on designing novel transformer architectures specifically for long documents (Beltagy et al., 2020; Zaheer et al., 2020).

## 2 Related Work

Representation learning approaches are commonly used to extract fixed-length sentence embeddings (Conneau et al., 2017; Kiros et al., 2015) from variable-length text inputs. Such fixed length representations have enabled the development of simpler downstream models that do not have to deal with the variable-lengths of textual inputs. However, these representations have mainly been used for simple classification tasks on short input texts (Bowman et al., 2015; Wang et al., 2019b).

Recent work (Reimers and Gurevych, 2019; He et al., 2020; Artetxe and Schwenk, 2019; Karpukhin et al., 2020) have tried building document-embedding using large-scale language models as well. However these fixed-length representations have mostly been built to identify similar documents (Reimers and Gurevych, 2019; Karpukhin et al., 2020). These representations have never been used to directly answer questions over them, leaving it unclear whether they capture the key pieces of information in the document.

One such approach, QuASE (He et al., 2020), also used question-answering supervision to learn reusable sentence embeddings. However, their goal was to transfer the supervision of QA datasets to other tasks via sentence embeddings learned on the source dataset. We, on the other hand, focus on compressing the input document while capturing the information content of the document.

Artetxe and Schwenk (2019) learned multi-lingual sentence embeddings based on parallel corpora such that just the embeddings of any sentence could be used to translate the sentence. These representations would be able to capture the knowledge present in a sentence but they were designed for BiLSTMs. Kiros (2020) extend this idea to transformer-based language models but are still limited to only sentences.

Some large-scale language models have been especially designed to handle long documents (Yang et al., 2019; Beltagy et al., 2020; Zaheer et al., 2020). These models propose novel architectures that need to be pre-trained on large corpora. We present an orthogonal approach to scale existing language models to longer documents without requiring any expensive model pre-training.

Deformer (Cao et al., 2020) proposed an alternate approach to scale language models by performing local attentions in the lower layers and then aggregating them in the higher layers. However, it is a task-specific model without any reusable representations.

### 3 READONCE Transformers

Our goal in this work is to identify the optimal architecture to extract information-capturing reusable representations. At the same time, we also need to find the optimal architecture to use such representation in conjunction with text inputs. So at a high level (as shown in Fig. 1), we need to

develop two systems: (1) A model to compute the representation, Document Encoder and (2) A general model for tasks that can consume vector representations and text, Representation+Text Model. Given the recent success and generality of encoder-decoder models (Radford et al., 2018; Raffel et al., 2020; Lewis et al., 2020), we focus on developing models for such an architecture. We present the potential choices for each model, with the final model used in our system indicated by a \*.

#### 3.1 Document Encoder

Given an encoder-decoder model, there are different ways to compute representations for a document  $d$  with tokens  $\{t_1, \dots, t_n\}$ . We focus on using the output representation generated by the encoder, represented with  $h_i$  for each token  $t_i$ .

##### 3.1.1 Fixed Length Aggregation

The most common approach is to extract a single vector representation from a sequence of representations (Kiros et al., 2015; Conneau et al., 2017). While this can be a very compact representation of a document, it tends to be very lossy, especially when dealing with large documents. As a result, these representations are mainly used for classification (Conneau et al., 2017; Reimers and Gurevych, 2019) or retrieval (Karpukhin et al., 2020), and have not been shown to capture the content of the document. E.g, InferSent (Conneau et al., 2017) presented a self-attentive approach to extract sentence embedding using these hidden representations:

$$r = \sum_i U_\theta(h_i)h_i \quad (1)$$

where  $U_\theta$  is a function that computes a scalar attention over each  $h_i$ .

To reduce information loss, we extend these models to produce a  $M$  representation vectors by learning  $M$  sets of parameters  $\theta_j$  for  $j \in \{1, \dots, M\}$ , i.e.,

$$r_j = \sum_i U_{\theta_j}(h_i)h_i \quad (2)$$

where  $U_{\theta_j}(h_i) = e^{\theta_j h_i} / \sum_i e^{\theta_j h_i}$ .

##### 3.1.2 Special Token Representations

With the advent of transformer models, another common approach is adding a special

[CLS] (Radford et al., 2018; Devlin et al., 2019) or <s> (Liu et al., 2019) token to the context. The output representation of this special token can then be used as inputs to classifiers and other downstream models. Again, a single representation can be lossy, so we generate  $M$  representations by inserting multiple special tokens.

Since there are no parameters to be learned that depend on the length  $M$  of the output representation, we can dynamically adjust the number of special tokens based on the input length. To achieve a compression-ratio of  $\frac{1}{k}$ , we insert  $\frac{N}{k}$  special tokens and use their representations.

We consider three different variations of inserting these special tokens into the context: (1) **Prefix**: Add them at the beginning of the context (2) **Suffix**: Add them at the end of the context (3) **Interleave**: Add them after every  $k$  tokens. While the first two approaches ensure that the context does not have any loss in continuity, the last interleaving-based approach might more directly incentivize the model to capture the local context around each special token.

### 3.1.3 Sliding Window Aggregation\*

Finally, we apply the idea of aggregating single-vector representations to generate a variable-length representation. We apply an aggregation function  $F$  over sliding windows of size  $W$  tokens to capture the local context of the window. For a stride length of  $S$ , this would result in representation vectors:

$$r_j = F(\{h_{S \cdot j}, \dots, h_{S \cdot j + W}\}) \quad (3)$$

where  $F \in \{\mu, \alpha, \omega\}$  corresponds to mean-pooling, linear weighting (as described in Eqn. (1)), and max-pooling, respectively.

Figure 2 shows how we would compute these representations using a window-size of  $W=2$  with no overlap (i.e.  $S=2$ ) and the linear weighting function. The resulting READONCE Representations would have  $M = N/2$  vectors where  $N$  is the number of tokens in the input.

## 3.2 Representation+Text Model

Next, we present our modification to downstream task models to use both text and our generated READONCE Representations. Since most NLP tasks can be re-formulated as a text-to-text problem (Radford et al., 2018; Raffel et al., 2020), we focus on extending text-to-text encoder-decoder models to a (vec+text)-to-text model.

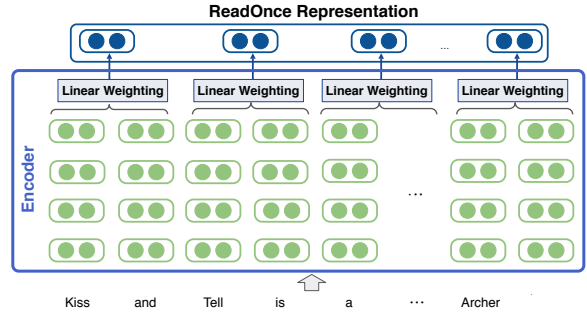


Figure 2: Sliding Window Aggregation approach to extract meaning representations from a transformer-based encoder. Linear weighted sum is used to aggregate the  $W=2$  vectors from the final output layer into a single vector, resulting in the READONCE Representations with  $N/2$  vectors.

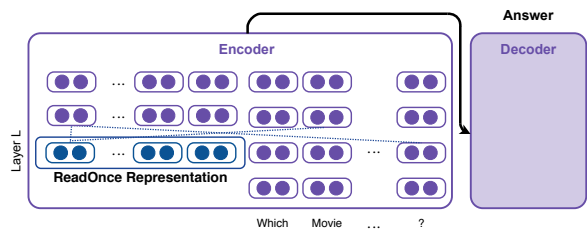


Figure 3: Appending the READONCE Representations to the  $L^{th}$  layer of the encoder to extend standard encoder-decoder models to handle text+vector inputs.

### 3.2.1 Append to Encoder\*

Since the transformer block in an encoder can handle any input length in each layer, one possible approach is to append the representations to the  $L^{th}$  layer of the encoder. This allows the model to focus on parsing the input example text, e.g. question, in the  $L-1$  layers followed by focusing on answering the question in the remaining layers. We show this model in Figure 3 where the encoder only processes the  $Q$  tokens of the question for the first  $L$  layers. Once the  $M$  READONCE Representations are added to the  $L^{th}$  layer, all the subsequent layers produce  $M + Q$  vectors by attending over both the representations and text. Finally an unmodified decoder produces the output answer.

### 3.2.2 Modify Transformer Block Attention

Rather than just modifying the input, we consider an alternate approach of modifying the transformer block itself. Similar to PlotMachines (Rashkin et al., 2020), we view the representation as a memory that the self-attention block can attend over (in addition to the input text). The self-attention block uses two separate attention modules for both of these input types and averages



the vectors. Specifically, let  $\mathbf{H}_{\text{enc}}^L$  be the matrix of hidden states generated from the  $L^{\text{th}}$  layer of a standard transformer:

$$\mathbf{H}_{\text{enc}}^L = \text{Attn}(\mathbf{H}_{\text{enc}}^{L-1}, \mathbf{H}_{\text{enc}}^{L-1}, \mathbf{H}_{\text{enc}}^{L-1}) \quad (4)$$

where  $\text{Attn}(\mathbf{Q}, \mathbf{K}, \mathbf{V})$  is the attention module used in the transformer that takes  $\mathbf{Q}, \mathbf{K}, \mathbf{V}$  as the query, key, and value matrix. To take extra READ-ONCE Representations as an input, we instead compute  $\mathbf{H}_{\text{enc}}^L$  as:

$$\mathbf{H}_{\text{enc}}^L = (\text{Attn}(\mathbf{H}_{\text{enc}}^{L-1}, \mathbf{H}_{\text{enc}}^{L-1}, \mathbf{H}_{\text{enc}}^{L-1}) + \text{Attn}'(\mathbf{H}_{\text{enc}}^{L-1}, \mathbf{R}, \mathbf{R}))/2 \quad (5)$$

where  $\text{Attn}'(\cdot)$  is a separate attention module to include the READONCE Representations  $\mathbf{R}$  in our Representation+Text Model, whose weights are initialized by the corresponding weights in  $\text{Attn}(\cdot)$  to speed up the training. For the decoder in the Representation+Text Model, we also compute the hidden states of each layer as per Eqn. 5 so that the model can attend over the extracted document information during the decoding process too.

### 3.3 Training READONCE via QA

Given the overall architecture of such a system (shown in Fig. 4), we next focus on training this model to produce READONCE Representations that capture the information present in the document. While prior representation learning models have often focused on classification tasks, we instead use the reading comprehension QA task to ensure this information-capturing property. If a model is able to use just the READONCE Representations to answer the questions grounded in the document, the representations would contain the information needed to answer such questions.

The key question here is: Which QA datasets are most suitable for training a compact yet information-capturing document representation? Low-level semantic QA datasets such as QAMR (Michael et al., 2018)/QASRL (He et al., 2015) don’t allow for any compression as the questions require the representation to capture every word in the input sentence. More complex multi-hop QA datasets such as HotpotQA (Yang et al., 2018) are also not appropriate, as they focus on learning to reason rather than learning to capture information. Factoid QA tasks provide a sweet spot between these two extremes where

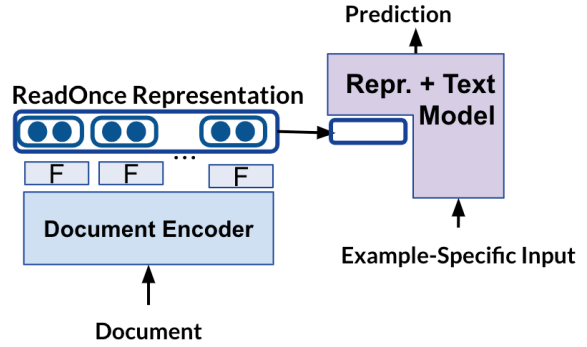


Figure 4: The final architecture of the READONCE Transformers model. We use the aggregated sliding window representations as shown in Fig. 2 as our Document Encoder to compute the READONCE Representations. We append these representations to the  $L^{\text{th}}$  layer of the encoder in our Representation+Text Model as shown in Fig. 3. We fine-tune this end-to-end model on QA tasks to train the Document Encoder to extract information-capturing representations. We freeze this encoder and further fine-tune the Representation+Text Model on various downstream tasks.

extracting the key information is sufficient to answer the questions. We use two such datasets: SQuAD (Rajpurkar et al., 2016) and Unsupervised QA (Lewis et al., 2019) datasets to train our models. Once these representations are trained to extract the information in the document, we can use them to solve varied tasks by learning the task-based reasoning in the downstream models.

### 3.4 Downstream usage of READONCE

To verify the generality of the READONCE Representations, we train models to perform multi-hop reasoning, abstractive QA and summarization using our learned representations. Specifically, we freeze the Document Encoder model and use it to generate the representations for documents. We further fine-tune the Representation+Text Model on the downstream task to produce the output label given the READONCE Representations and any example-specific input.

## 4 Representation Learning Experiments

We first evaluate the different potential architectural choices for extracting and using document representations discussed in §3.1 and §3.2, respectively. While our main interest is in learning effective representations, we need to train the Representation+Text Model model for each candidate representation in order to find the optimal architecture that can consume the representation.

## 4.1 Training Setup

We train the entire model on the factoid QA task to ensure that the document representations do capture factual knowledge. We primarily use the SQuAD reading-comprehension dataset (Rajpurkar et al., 2016) containing more than 100,000 crowd-sourced factoid questions. We further augment this dataset with about 500,000 rule-based questions from the UnsupervisedQA(UQA) dataset (Lewis et al., 2019). This allows increasing the size of the training dataset while also introducing question diversity. To avoid these automatically generated questions overwhelming training, we ensure that the same number of questions are selected from both the datasets in each batch (by duplicating SQuAD questions). In the same vein, we evaluate each model based on their performance on the SQuAD task.<sup>1</sup>

Unless otherwise mentioned, we use the BART-Large model in all our experiments, and optimize the model with cross-entropy loss. We set the learning rate to 1e-5 for the weights initialized from the BART model, and to 1e-4 for randomly initialized newly added weights, which is shown beneficial in Peters et al. (2019). For other hyperparameters, we follow Lewis et al. (2020).

## 4.2 Architecture Evaluation

To be able to evaluate the representations, we need to first decide the architecture of the model consuming these representations.

### 4.2.1 Representation+Text Model

We explore the different choices for the Representation+Text Model model discussed in §3.2, assuming the representation is generated by a simple Document Encoder model: Mean aggregation over a Sliding Window with both window size and stride being 8 tokens. The results are shown in Table 1.

Architecture	Design Parameters	SQuAD	
		EM	F1
Append	L=1	35.0	52.6
Append*	L=6	<b>57.4</b>	<b>74.5</b>
Append	L=12	53.5	69.2
ModifyAtt	-	55.3	71.7

Table 1: A comparison of different BART-based architectures for jointly operating over continuous representations and text.

<sup>1</sup>The scores on UQA correlate well with the scores on SQuAD, with close to 90 F1 for most models.

We see that appending READONCE representations (§3.2.1) too early (L=1) or too late (L=12) in the encoder stack is not as effective as appending about half-way (L=6).<sup>2</sup> We suspect that appending too early does not allow the model to focus on understanding the question, whereas appending too late does not leave room for enough cross-attention between the question and document representations.

Modifying the transformer block to attend over these representations (§3.2.2) results in a reasonable F1 score on SQuAD, but it is still outperformed by our simple *Append* architecture. Hence, for the rest of this work, we stick to the simpler architecture of appending the representation at the 6<sup>th</sup> layer, denoted Append(L=6).

### 4.2.2 Document Encoder

Given the Representation+Text Model model architecture chosen above, we now explore potential Document Encoder architectures to extract READONCE Representations. For a fair comparison, we ensure that all our evaluated representations use, on average across a dataset, the same number of vectors to represent documents. Table 2 presents EM and F1 scores on SQuAD for the various architectural choices discussed in §3.1.

Architecture	Design Parameters	SQuAD	
		EM	F1
SlidingWindow	W=8, S=8, F= $\mu$	57.4	74.5
SlidingWindow*	W=8, S=8, F= $\alpha$	<b>58.3</b>	<b>74.7</b>
SlidingWindow	W=8, S=8, F= $\omega$	48.8	64.6
SlidingWindow	W=16, S=8, F= $\alpha$	53.1	69.6
Suffix	$\bar{M}=N/8$	44.6	58.7
Interleave	M=N/8	19.0	31.0
FixedLength	$\bar{M}=21$	45.6	59.3

Table 2: A comparison of different architectures for extracting continuous representations using BART encoder. Each approach extracts representations of the same length, namely  $1/8^{th}$  of the document length, either for each document or on average across the dataset.

The top 3 rows explore the sliding window architecture (§3.1.3) with both window size and stride length of 8 (i.e., no overlap between windows), with the three different aggregation functions mentioned earlier. We see that both the mean  $\mu$  and the learned weighted sum  $\alpha$  have comparable performance on this task, and outperform the max-pooling function  $\omega$ . We also evaluate the impact of increasing the overlap between windows

<sup>2</sup>We also experimented with L=3 and L=9, and didn't find any significant gains.

by increasing the window size (not changing the stride length keeps the average number of vectors constant). For the learned weighted sum function, this results in a 5 point drop in the F1 score, possibly due to the aggregation function having to operate over a larger window.

We next evaluate the approaches inspired by prior work where we add special tokens (§3.1.2) and use the representations of these tokens. For the BART model, we use a newly added [CLS] token as our special token. We see from Table 2 that neither appending these tokens at the end nor interleaving them in the input results in representations comparable to the sliding window based approaches.<sup>3</sup> Finally, if we fix the representation length (§3.1.1) to 21 vectors (computed based on the average token length of SQuAD: 163.7), the learned representations are still not as effective.

**Final READONCE Architecture:** Based on this set of experiments, we use the sliding window architecture for the Document Encoder with learned weighted sum as the aggregation function, and append these representations to the 6<sup>th</sup> layer in the final task-dependent Representation+Text Model.

## 5 Downstream Task Experiments

Next, we evaluate the quality of our representations by using them on three downstream tasks, different from the tasks READONCE Transformers are trained on. The results demonstrate the advantage of using such representations for faster training and inference. Finally, we show the benefit of using our representation in a scenario where documents are much longer than the maximum token limit of the underlying LM.

### 5.1 Experimental Setup

**Tasks:** We consider three end-tasks, extractive QA, summarization, and abstractive QA, and evaluate our system using the following datasets.

(1) **HotpotQA** (Yang et al., 2018) is a multi-hop reasoning dataset that requires models to aggregate information from two paragraphs to produce the answer (a span from the input paragraphs). We focus on their *distractor* setting where they additionally provide models with 8 distractor paragraphs. For efficiency, we use the output of the Quark system (Groeneveld et al., 2020) which selects up to 512 tokens (including the question)

<sup>3</sup>Adding the special tokens as prefix had similar scores to the Suffix model.

from the input paragraphs. We use the answer EM and F1 scores as the metrics.

(2) **XSUM** (Narayan et al., 2018) is an abstractive News summarization dataset that requires models to generate summaries that go beyond simply extracting key sentences. We use the Rouge-L Summ. score<sup>4</sup> commonly used for summarization datasets, which computes the union-LCS of the longest common subsequences (LCS) between each pair of reference and hypothesis sentences. In contrast, the standard Rouge-L score computes LCS between the reference and hypothesis, treating both of them as one sentence.

(3) **NarrativeQA** (Kociský et al., 2018) is an abstractive QA dataset where answers may not be extractive spans in the input document. Models would need to understand the content of the document to generate such answers. We use the same Rouge-L Summ. score as for the summarization task.<sup>5</sup>

**Baselines:** We compare READONCE Transformers to BART-based QA models *that use the document text directly* to answer the given question. Since these models use text directly without any lossy compression, their score is best viewed as an *upper bound* for any representation-based BART model, including ours. We train the BART model to generate the answer given the entire document and question (the question is the word “Summary” in the case of XSUM). Since our representations were trained on the SQuAD and UQA dataset, we also use as a baseline BART<sub>SQuAD+UQA</sub> which is the BART model but first fine-tuned on these two datasets.

**READONCE Models:** We freeze the parameters of the Document Encoder to generate the representations for all the documents in the datasets. We then use these representations with our Representation+Text Model, which is further fine-tuned on each end-task. To evaluate the impact of our pre-training on QA datasets, we compare our model to the READONCE architecture initialized with the BART model weights, READONCE<sub>φ</sub>.

The Document Encoder is trained using a window size of 8 and stride length of 8 which results in representations that are 1/8<sup>th</sup> of the input length.

<sup>4</sup><https://github.com/google-research/google-research/tree/master/rouge>

<sup>5</sup>In our experiments, we did not notice any substantial difference between the simple Rouge-L metric and this summarization-based metric.

Since our **Representation+Text Model** can handle a variable number of representation vectors, we can change this *compression ratio*, on-the-fly, without having to re-train our models. Specifically, we can use a stride-length of  $K$  to generate representations that are  $1/K^{th}$  of the input length, and then feed them to a downstream model. By reducing the value of  $K$ , we can reduce the compression ratio and improve the model accuracy, at the cost of increased runtime.

Interestingly, we discovered that we don’t even need to train **Document Encoder** for each value of  $K$ . We can achieve a performance comparable to encoders trained individually for each value of  $K$ , by using the **Document Encoder** trained on  $K = 8$  and only varying the value of  $K$  during the fine-tuning step.

## 5.2 Representation Quality

First, we assess the ability of READONCE Representations to capture document information as compared to using the original document text. As shown in Table 3, our framework at  $K=2$  is only 3 F1 and 4 Rouge-L points behind the BART model, which uses the text directly. This demonstrates that READONCE Representations do capture most of the relevant information in the document.

Architecture	HotpotQA F1	Narr.QA R-L	XSUM R-L
READONCE $_{\phi}$ (K=8)	64.8	41.9	32.6
READONCE (K=8)	70.9	55.7	31.9
READONCE (K=2)	<b>77.2</b>	<b>66.7</b>	<b>35.4</b>
Upper Bounds			
BART	80.2	69.3	37.3
BART <sub>SQuAD+UQA</sub>	80.1	70.5	37.2

Table 3: Performance of READONCE Transformers on three datasets, vs. a standard text-to-text transformer with full access to document text. competitive performance at  $K=2$  indicates our document representation is effective at capturing information.

Setting  $K=8$  drops the score but, as we will show shortly, improves (i.e., reduces) the training and inference time of these models. For fairness, we also fine-tuned the BART model on the same QA datasets: SQuAD +UQA, and found no noticeable difference to the baseline BART model.

Lastly, we note that the READONCE $_{\phi}$  system, which simply uses the BART model parameters, is about 6 F1 and 14 Rouge-L points behind our model with learned representations. This shows

that our model does rely on the factoid questions to learn to extract meaningful representations.<sup>6</sup>

## 5.3 Model Efficiency

One key advantage of READONCE Representations is that the model needs to *read* the document only *once*, and can reuse pre-computed representations for multiple examples or even multiple tasks. These pre-computed, compressed representations can be used directly when training a downstream task model, making the training more efficient by reducing the document-level  $O(N^2)$  self-attention cost to the representation-level  $O((N/K)^2)$  cost.<sup>7</sup> We can similarly reduce the cost of inference, enabling faster question answering over a static corpus, a very common application scenario.

In general, the cost to compute READONCE Representations is moderate since we only use the encoder stack of the model. For example, it takes the model about 16 seconds to compute the representations for 1,000 documents in HotpotQA. Even in Narr.QA, where documents are longer on average, computing the representations still only requires about 24 seconds per 1,000 documents.

**Training Time:** As shown in Figure 5, our model exhibits a speedup of 2x-5x in training time compared to the standard BART model. Note that this includes the cost of reading READONCE Representations from disk. By caching these representations in-memory, this speedup could be further increased.

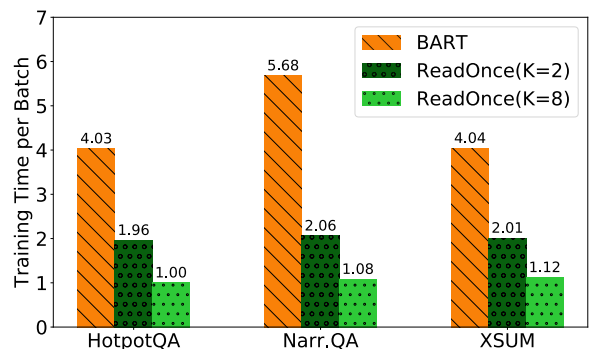


Figure 5: Training time (seconds) per batch. For READONCE models, document representations are pre-computed and cached, resulting in a 2-5x speedup.

<sup>6</sup>We also observe drops in score if we use the BART model parameters only in the Document Encoder or the Representation+Text Model

<sup>7</sup>Questions are generally much shorter, so we only focus on the document-level cost. Further, we only pay this cost on half the layers since we set  $L=6$  for a 12 layer transformer.



Since certain computation costs are not affected by the reduction in the self-attention cost, we found our speedup relative to the baseline model plateaus out to about 5x when  $K=8$ .

**Inference Time:** Similarly, we observe a 2x-3x speedup in the inference time in Figure 6, which again plateaus out at  $K=8$ .

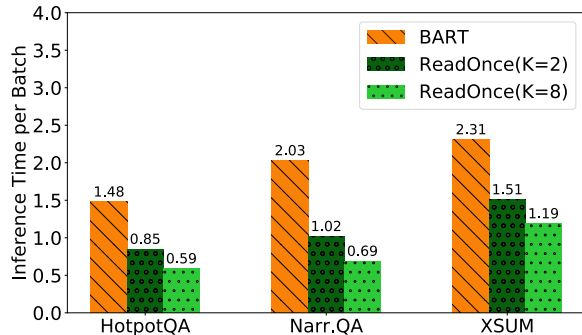


Figure 6: Inference time (seconds) per batch. For READONCE models, document representations are pre-computed and cached, resulting in a 2-5x speedup.

#### 5.4 Handling Long Documents

Compressing document representations used in the downstream model also enables the model to reason over longer documents that would normally not fit within its maximum token length limit. For example, if a model has a max limit of  $T$  tokens, we would have to truncate all inputs to this length (or find intelligent ways to sub-select text).

On the other hand, when using compression ratio  $K$ , we can compute READONCE Representations for  $K$  such length- $T$  chunks of the input document. We can then concatenate these  $T/K$ -length representations together to produce a representation that would still fit within the max token limit. If each chunk has an overlap of  $O$  tokens with the previous chunk, our model would thus be able to handle inputs of lengths:  $T*K - O*(K-1)$ . In these experiments, we set  $O=48$  to ensure that any partial sentence on the border of one chunk would appear whole in the next chunk.

To evaluate the impact of the compression factor  $K$  on the max token limit  $T$ , we simulate different token limits for the NarrativeQA datasets. The average number of tokens in the documents in this dataset is 668.6, with 90% of the documents being under 981 tokens. The results are depicted in Figure 7.

As we reduce  $T$  for the underlying transformer model from 384 to 128, the score of the base-

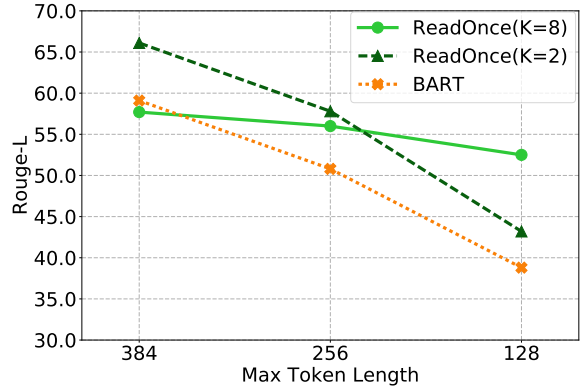


Figure 7: Accuracy of models under different maximum window length assumptions. READONCE Transformers stay substantially more accurate as the maximum window length decreases.

line BART model drops significantly from 59.1 to 38.8. With  $K=2$ , our model consistently outperforms the baseline model but exhibits a similar drop in score as the maximum token limit of this model with  $T=128$  is still only 208 tokens (as per the equation above). On the other hand, with  $K=8$  and  $T=128$ , we can handle documents up to 688 tokens, thereby requiring no truncation on 50% of the examples even in this extreme scenario. As a result, we only see a 5.2 point drop in score as  $T$  is decreased from 384 to 128. These simulations provide strong evidence of the ability of READONCE Transformers to handle long documents more effectively than standard transformer based models.

## 6 Conclusion

This work introduced READONCE Transformers, a novel approach for using large scale transformer-based language models to both build and consume reusable document representations. Akin to humans’ ability to read a document and extract useful information without having to know in advance what the end-use might be, READONCE Representations are compact, information-capturing document representations that can be pre-computed once, in a task- and example-independent fashion.

Our results on extractive QA, summarization, and abstractive QA tasks demonstrate that using READONCE Representations, in lieu of re-reading document text in the context of every example, results in substantially faster training and inference, at a modest cost in accuracy. The READ-

ONCE framework also offers an easy way to control the trade off between speed and accuracy (via the compression ratio parameter), and enables the use of standard transformer architectures on long documents that would normally be beyond the model’s token limit. Using these representations for other tasks such as better document retrieval and summarizing long scientific documents (Cohan et al., 2018) are future next steps.

### Acknowledgements

We thank Dirk Groeneveld for providing the output of the Quark system for training our model on HotpotQA. Computations on beaker.org were supported in part by credits from Google Cloud.

### References

- M. Artetxe and Holger Schwenk. 2019. Massively multilingual sentence embeddings for zero-shot cross-lingual transfer and beyond. *TACL*, 7:597–610.
- Iz Beltagy, Matthew E. Peters, and Arman Cohan. 2020. Longformer: The long-document transformer. *arXiv:2004.05150*.
- Samuel R. Bowman, Gabor Angeli, Christopher Potts, and Christopher D. Manning. 2015. A large annotated corpus for learning natural language inference. In *EMNLP*.
- Qingqing Cao, H. Trivedi, Aruna Balasubramanian, and Niranjan Balasubramanian. 2020. Deformer: Decomposing pre-trained transformers for faster question answering. In *ACL*.
- Arman Cohan, Franck Dernoncourt, Doo Soon Kim, Trung Bui, Seokhwan Kim, W. Chang, and Nazli Goharian. 2018. A discourse-aware attention model for abstractive summarization of long documents. In *NAACL-HLT*.
- Alexis Conneau, Douwe Kiela, Holger Schwenk, Loïc Barrault, and Antoine Bordes. 2017. Supervised learning of universal sentence representations from natural language inference data. In *EMNLP*.
- Jacob Devlin, Ming-Wei Chang, Kenton Lee, and Kristina Toutanova. 2019. BERT: Pre-training of deep bidirectional transformers for language understanding. In *NAACL*.
- Dirk Groeneveld, Tushar Khot, Ashish Sabharwal, et al. 2020. A simple yet strong pipeline for HotpotQA. In *EMNLP*.
- Hangfeng He, Qiang Ning, and Dan Roth. 2020. Quase: Question-answer driven sentence encoding. In *ACL*.
- Luheng He, M. Lewis, and Luke Zettlemoyer. 2015. Question-answer driven semantic role labeling: Using natural language to annotate natural language. In *EMNLP*.
- V. Karpukhin, Barlas Oğuz, Sewon Min, Patrick Lewis, Ledell Yu Wu, Sergey Edunov, Danqi Chen, and Wen tau Yih. 2020. Dense passage retrieval for open-domain question answering. In *EMNLP*.
- Jamnie Kiros. 2020. Contextual lensing of universal sentence representations. *ArXiv*, abs/2002.08866.
- Ryan Kiros, Yukun Zhu, Russ R Salakhutdinov, Richard Zemel, Raquel Urtasun, Antonio Torralba, and Sanja Fidler. 2015. Skip-thought vectors. In *NeurIPS*.
- Tomás Kociský, Jonathan Schwarz, P. Blunsom, Chris Dyer, K. Hermann, Gábor Melis, and Edward Grefenstette. 2018. The NarrativeQA reading comprehension challenge. *TACL*, 6:317–328.
- Mike Lewis, Yinhan Liu, Naman Goyal, Marjan Ghazvininejad, Abdelrahman Mohamed, Omer Levy, Ves Stoyanov, and Luke Zettlemoyer. 2020. BART: Denoising sequence-to-sequence pre-training for natural language generation, translation, and comprehension. In *ACL*.
- Patrick Lewis, Ludovic Denoyer, and Sebastian Riedel. 2019. Unsupervised question answering by cloze translation. In *ACL*.
- Yinhan Liu, Myle Ott, Naman Goyal, Jingfei Du, Mandar Joshi, Danqi Chen, Omer Levy, Mike Lewis, Luke Zettlemoyer, and Veselin Stoyanov. 2019. RoBERTa: A robustly optimized bert pretraining approach. *arXiv preprint arXiv:1907.11692*.
- Julian Michael, Gabriel Stanovsky, Luheng He, I. Dagan, and Luke Zettlemoyer. 2018. Crowdsourcing question-answer meaning representations. In *NAACL*.
- S. Narayan, Shay B. Cohen, and Mirella Lapata. 2018. Don’t give me the details, just the summary! Topic-aware convolutional neural networks for extreme summarization. In *EMNLP*.
- Matthew E. Peters, Mark Neumann, Robert L Logan, Roy Schwartz, Vidur Joshi, Sameer Singh, and Noah A. Smith. 2019. Knowledge enhanced contextual word representations. In *EMNLP*.
- Alec Radford, Karthik Narasimhan, Tim Salimans, and Ilya Sutskever. 2018. Improving language understanding with unsupervised learning. Technical report, OpenAI.
- Colin Raffel, Noam Shazeer, Adam Roberts, Katherine Lee, Sharan Narang, Michael Matena, Yanqi Zhou, Wei Li, and Peter J Liu. 2020. Exploring the limits of transfer learning with a unified text-to-text transformer. *JMLR*, 21(140):1–67.

- Pranav Rajpurkar, Jian Zhang, Konstantin Lopyrev, and Percy Liang. 2016. SQuAD: 100,000+ questions for machine comprehension of text. In *EMNLP*.
- Hannah Rashkin, A. Çelikyilmaz, Yejin Choi, and Jianfeng Gao. 2020. Plotmachines: Outline-conditioned generation with dynamic plot state tracking. In *EMNLP*.
- Nils Reimers and Iryna Gurevych. 2019. Sentence-BERT: Sentence embeddings using Siamese BERT-networks. In *EMNLP/IJCNLP*.
- Alex Wang, Yada Pruksachatkun, Nikita Nangia, Amanpreet Singh, Julian Michael, Felix Hill, Omer Levy, and Samuel Bowman. 2019a. SuperGLUE: A stickier benchmark for general-purpose language understanding systems. In *NeurIPS*.
- Alex Wang, Amanpreet Singh, Julian Michael, Felix Hill, Omer Levy, and Samuel R Bowman. 2019b. GLUE: A Multi-task Benchmark and Analysis Platform for Natural Language Understanding. In *ICLR*.
- Zhilin Yang, Zihang Dai, Yiming Yang, Jaime Carbonell, Russ R Salakhutdinov, and Quoc V Le. 2019. XLNet: Generalized autoregressive pretraining for language understanding. In *NeurIPS*.
- Zhilin Yang, Peng Qi, Saizheng Zhang, Yoshua Bengio, William W. Cohen, Ruslan Salakhutdinov, and Christopher D. Manning. 2018. HotpotQA: A dataset for diverse, explainable multi-hop question answering. In *EMNLP*.
- Manzil Zaheer, Guru Guruganesh, Kumar Avinava Dubey, Joshua Ainslie, C. Alberti, S. Ontañón, Philip Pham, Anirudh Ravula, Qifan Wang, L. Yang, and A. Ahmed. 2020. Big Bird: Transformers for longer sequences. *ArXiv*, abs/2007.14062.