

Large power dissipation of hot Dirac fermions in twisted bilayer graphene

S. S. Kubakaddi*

Department of Physics, K. L. E. Technological University, Hubballi-580031, Karnataka, India

(Dated: March 17, 2024)

We have carried out a theoretical investigation of hot electron power loss P , involving electron-acoustic phonon interaction, as a function of twist angle θ , electron temperature T_e and electron density n_s in twisted bilayer graphene (tBLG). It is found that as θ decreases closer to magic angle θ_m , P enhances strongly and θ acts as an important tunable parameter, apart from T_e and n_s . In the range of $T_e = 1-50$ K, this enhancement is $\sim 250-450$ times the P in monolayer graphene (MLG), which is manifestation of the great suppression of Fermi velocity v_F^* of electrons in moiré flat band. As θ increases away from θ_m , the impact of θ on P decreases, tending to that of MLG at $\theta \sim 3^\circ$. In the Bloch-Grüneisen (BG) regime, $P \sim T_e^4$, $n_s^{-1/2}$ and v_F^{*-2} . In the higher temperature region ($\sim 10-50$ K), $P \sim T_e^\delta$, with $\delta \sim 2.0$, and the behavior is still super linear in T_e , unlike the phonon limited linear-in- T (lattice temperature) resistivity ρ_p . P is weakly, decreasing (increasing) with increasing n_s at lower (higher) T_e , as found in MLG. The energy relaxation time τ_e is also discussed as a function of θ and T_e . Expressing the power loss $P = F_e(T_e) - F_e(T)$, in the BG regime, we have obtained a simple and useful relation $F_e(T)\mu_p(T) = (ev_s^2/2)$ i.e. $F_e(T) = (n_s e^2 v_s^2/2)\rho_p$, where μ_p is the acoustic phonon limited mobility and v_s is the acoustic phonon velocity. The ρ_p estimated from this relation using our calculated $F_e(T)$ is nearly agreeing with the ρ_p of Wu et al ([Phys. Rev. B 99, 165112 \(2019\)](#)).

I. INTRODUCTION

Recent pioneering experimental discoveries in twisted bilayer graphene (tBLG) by Cao et al [1, 2], have created great interest in the study of their electronic properties and has ushered in a new era in the condensed matter physics [3–13]. Among the discoveries, the existence of correlated insulating phases and superconductivity at low temperatures and a highly resistive linear-in-temperature T resistivity ρ at high temperature, are remarkable and exciting [1, 2, 4]. Very recently, the observation of a quantum anomalous Hall effect in twisted bilayer graphene aligned to hexagonal boron nitride has been reported in tBLG [9]. In tBLG a small twist angle θ , near the magic angle θ_m , between the two layers plays the most significant role and acts as one of the tunable parameters, similar to the carrier density n_s and temperature T , of the samples in limiting their electronic properties [1, 2, 4, 12, 13]. The transport results of Cao et al [11] establish magic angle bilayer graphene as a highly tunable platform to investigate ‘strange metal’ behavior. Because of the twist between the layers the band structure is a moiré flat band with the twist angle dependent suppressed Fermi velocity $v_F^*(\theta) < v_F$, the bare Fermi velocity in monolayer graphene, and the large density of states $D(E_k)$ near θ_m at which $v_F^*(\theta) = 0$ [12–14]. The strongly enhanced electrical resistivity ρ , near θ_m , with linear-in-temperature behavior has been observed for $T > \sim 5$ K [10, 11].

Theoretically, the electrical resistivity has been investigated in tBLG, at higher temperature and away from the moiré miniband edge, by considering the effect of electron-acoustic phonon (el-ap) interaction [10, 12, 13].

It is shown that the phonon limited resistivity $\rho_p = \rho(T, \theta)$ is strongly enhanced in magnitude, twist-angle dependent and linear-in- T occurring for $T > T_L$, where T_L (on the order of few kelvins) is the temperature above which linearity in $\rho(T, \theta)$ develops. This linear-in- T is observed for $T_L = T_{BG}/8$ [13], where $T_{BG} = 2\hbar v_s k_F/k_B$ is the Bloch-Grüneisen (BG) temperature, v_s is the acoustic phonon velocity, and $k_F = \sqrt{\pi n_s}/2$ is the Fermi wave vector in tBLG. The enhancement in $\rho(T, \theta)$, about three orders of magnitude greater than that in monolayer graphene (MLG) at $T \sim 10$ K, is shown to arise from the large increase in the effective el-ap scattering in tBLG due to the suppression of v_F induced by the moiré flat band. In the metallic regime i.e. for $T > T_m (< T_L)$, where T_m is the metallic temperature, above which $d\rho(T, \theta)/dT > 0$, and it is n_s and θ dependent. The $\rho(T, \theta)$ is found to increase with increasing T as the twist angle θ approaches θ_m . The linear dispersion taken for the Dirac fermions in tBLG is an approximation that is valid for Fermi energy near the Dirac point and hence its transport study is limited to the $n_s \leq 10^{12} \text{ cm}^{-2}$. Interestingly, it is also shown that the same enhanced el-ap interaction can also produce superconductivity with $T_c \sim 1$ K in s, p, d and f orbital pairing channels [3, 12].

The theory of Wu et al [12, 13] explains the available experimental data of ρ well for $T > 5$ K [10, 11]. In their theory, all the effects of disorder, impurities and defects are ignored assuming that the system is extremely clean and the Fermi energy is slightly away from the Dirac point. However, the hot electron relaxation is an important transport property which is controlled by only electron-phonon interaction and independent of disorders and impurities.

The electron system in samples subject to large electric fields or photoexcitation establishes its internal thermal

* sskubakaddi@gmail.com

equilibrium at an electron temperature T_e greater than the lattice temperature T because electron-electron interaction occurs at the time scale of several femtoseconds which is much smaller than the electron-phonon scattering time. Consequently, the electron system is driven out of equilibrium with the lattice. In steady state, these electrons will relax towards equilibrium with the lattice by dissipating energy with phonons as the cooling channels. The study of hot electron power loss P is important as it affects thermal dissipation and heat management which are key issues in nanoscale electronics device. Moreover, it is crucial for applications in variety of devices such as calorimeters, bolometers, infrared detectors, ultrafast electronics and high speed communications. Hot electron cooling has been extensively studied theoretically and experimentally in MLG [15–24] and conventional bilayer graphene (BLG) [18, 25–27].

In the present work, we investigate the effect of enhanced el-ap coupling on the power dissipation P of the hot electrons in moiré flat band in tBLG. It is studied as a function of twist angle, electron temperature and electron density. We show that the twist angle θ acts as one of the strong tunable parameters of P . Additionally, a relation between power loss and phonon limited mobility μ_p is brought out in BG regime.

II. THEORETICAL MODEL

Wu et al [12] have used the effective Dirac Hamiltonian with a renormalized velocity for electron energy spectrum, in order to obtain their analytical results. In moiré flat band, the electron energy spectrum is assumed

$$P = -\frac{gD^2F(\theta)}{4\pi^2n_s\rho_m\hbar^5v_s^3v_F^{*3}} \int_0^\infty d(\hbar\omega_q)(\hbar\omega_q)^2 \int_\gamma^\infty dE_k \frac{(E_k + \hbar\omega_q)}{[1 - (\gamma/E_k)^2]^{1/2}} \times G(E_q, E_k)[N_q(T_e) - N_q(T)][f(E_k) - f(E_k + \hbar\omega_q)], \quad (1)$$

where n_s is the electron density, $\gamma = (E_q/2)$, $E_q = \hbar v_F^* q$, $N_q(T) = [\exp(\hbar\omega_q/k_B T) - 1]^{-1}$ is the Bose-Einstein distribution at lattice temperature T and $G(E_q, E_k) = [1 - (\gamma/E_k)^2]$, is due to the spinor wave function of the electron in the electron-phonon matrix element, in the quasi-elastic approximation [15]. By setting $F(\theta) = 1$, $g_l = 1$ and $v_F^*(\theta) = v_F$ in Eq.(1), we regain the equation that is applicable to MLG [15] and silicene [31], similar to the acoustic phonon induced resistivity in tBLG [10, 12]. The twist angle dependence of $v_F^* \equiv v_F^*(\theta)$ is shown to be very well approximated by [10, 13]

$$v_F^* \approx 0.5|\theta - \theta_m|v_F, \quad (2)$$

which clearly indicates that twist angle effect is very large for θ closer to θ_m . We use this relation while computing P for different twist angles.

to be Dirac dispersion $E_k = \hbar v_F^* |k|$, which is an approximation that is valid for near Dirac point, with an effective Fermi velocity $v_F^* \equiv v_F^*(\theta)$. Because of this approximation our theory will be limited to the carrier density $n_s \leq 10^{12} \text{ cm}^{-2}$. The density of states is $D(E_k) = g(E_k)/[2\pi(\hbar v_F^*)^2]$ with the degeneracy $g = g_s g_v g_l$, where g_s , g_v and g_l are, respectively, spin, valley and layer degeneracy each with the value of 2. We consider electron-acoustic phonon interaction within the deformation potential approximation with the longitudinal acoustic (LA) phonons of energy $\hbar\omega_q$ and wave vector \mathbf{q} interacting with the tBLG Dirac electrons in the moiré miniband. The LA phonons in tBLG are assumed to be unaffected by the tBLG structure and are taken to be the same as the MLG phonons. In MLG the experimental observations of electrical conductivity [28] and power loss [19, 20, 22] are very well explained by the electron interaction with only LA phonons, without screening. Wu et al [12, 13] have explained the linear-in-T resistivity data in tBLG with only electron-LA phonon interaction. We use the modified ordinary el-ap matrix element [12] $|M(q)|^2 = [(D^2\hbar q F(\theta))/(2A\rho_m v_s)][1 - (q^2/4k^2)]$ where D is the first-order acoustic deformation potential coupling constant, A is the area of the tBLG, ρ_m is the areal mass density and v_s is the LA phonon velocity. The detailed tBLG moiré wave function gives rise to the form factor function $F(\theta)$ which modifies the el-ap interaction matrix element in tBLG as compared with the MLG [12]. It is shown to be between 0.5 and 1.0 and being nearly parabolic for $1^\circ < \theta < 2^\circ$ in the neighborhood of a minimum at $\theta = \sim 1.3^\circ$ [13]. Following the Refs. [15, 29, 30], and taking care of additional layer degeneracy, we obtain an expression for the electron power loss in tBLG and it is given by

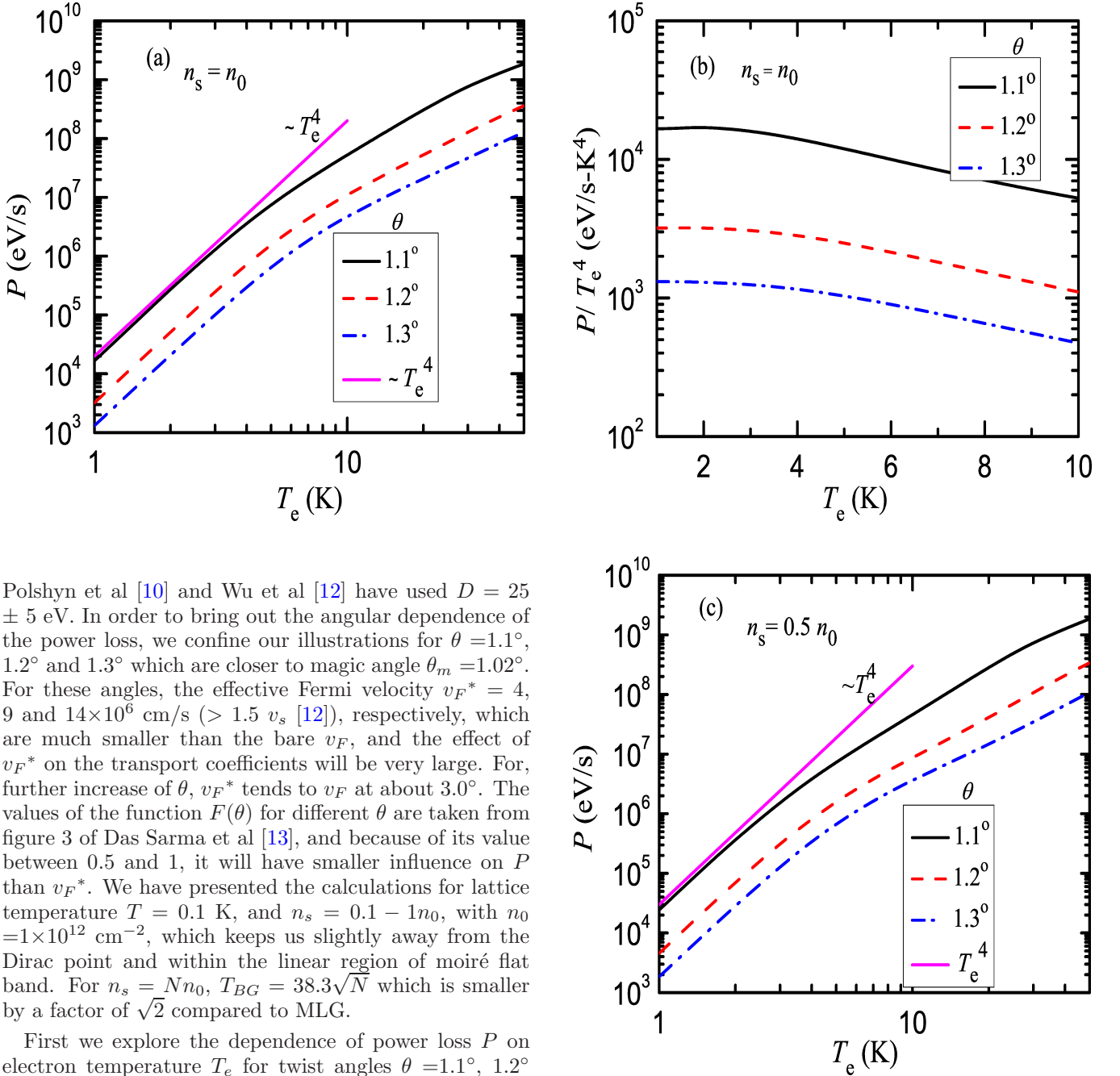
In the Bloch-Grüneisen (BG) regime $T, T_e \ll T_{BG}$, $q \ll 2k_F$, the power loss is given by

$$P = \Sigma(T_e^4 - T^4)/n_s^{1/2}, \quad (3)$$

where $\Sigma = \Sigma_0(D^2/v_s^3)$ and $\Sigma_0 = (g\pi^{5/2}k_B^4 F(\theta))/(60\sqrt{2}\rho_m\hbar^4 v_F^{*2})$. Hence, in BG regime $P \sim T^4, n_s^{-1/2}$ and v_F^{*-2} .

III. RESULTS AND DISCUSSION

We obtain the following numerical results of power loss in tBLG using the parameters [12, 13]: $\rho_m = 7.6 \times 10^{-8} \text{ gm/cm}^2$, $\theta_m = 1.02^\circ$, $v_s = 2 \times 10^6 \text{ cm/s}$, $v_F = 1 \times 10^8 \text{ cm/s}$ and $D = 20 \text{ eV}$ [15, 17, 20, 28, 32, 33], noting that



Polshyn et al [10] and Wu et al [12] have used $D = 25 \pm 5$ eV. In order to bring out the angular dependence of the power loss, we confine our illustrations for $\theta = 1.1^\circ$, 1.2° and 1.3° which are closer to magic angle $\theta_m = 1.02^\circ$. For these angles, the effective Fermi velocity $v_F^* = 4, 9$ and 14×10^6 cm/s ($> 1.5 v_s$ [12]), respectively, which are much smaller than the bare v_F , and the effect of v_F^* on the transport coefficients will be very large. For, further increase of θ , v_F^* tends to v_F at about 3.0° . The values of the function $F(\theta)$ for different θ are taken from figure 3 of Das Sarma et al [13], and because of its value between 0.5 and 1, it will have smaller influence on P than v_F^* . We have presented the calculations for lattice temperature $T = 0.1$ K, and $n_s = 0.1 - 1n_0$, with $n_0 = 1 \times 10^{12}$ cm⁻², which keeps us slightly away from the Dirac point and within the linear region of moiré flat band. For $n_s = Nn_0$, $T_{BG} = 38.3\sqrt{N}$ which is smaller by a factor of $\sqrt{2}$ compared to MLG.

First we explore the dependence of power loss P on electron temperature T_e for twist angles $\theta = 1.1^\circ$, 1.2° and 1.3° . In figure 1a, P is presented as a function of T_e (1-50 K) for $n_s = n_0$. For all the θ , we observe the generic nature of the behavior, where in at very low T_e power loss increases rapidly then slows down at higher temperature. For the temperatures $T_e \ll T_{BG}$, the rapid increase may be attributed to the increasing number of phonons as their wave vector $q \approx k_B T_e / \hbar v_s$ increases linearly with T_e . For $\theta = 1.1^\circ$, the power law $P \sim T_e^4$ is found to be obeyed for $T_e < \sim 2.5$ K, which is about $T_{BG}/15$. The exponent 4 of T_e is manifestation of two-dimensional phonons with unscreened electron-phonon coupling. In order to see the effect of θ on the range of validity of the power law, we have plotted P/T_e^4 vs T_e in figure 1b. It is found that, as θ increases the range of T_e in which power law is obeyed marginally increases. For example, for θ

FIG. 1. Electron temperature T_e dependence of the power loss P in tBLG for twist angle $\theta = 1.1^\circ$, 1.2° and 1.3° . (a) P vs T_e for $n_s = n_0$, (b) P/T_e^4 vs T_e for $n_s = n_0$ and (c) P vs T_e for $n_s = 0.5n_0$.

$= 1.2^\circ$ and 1.3° , power law is found to be satisfied for T_e up to about 3 and 3.5 K, respectively, although T_{BG} is same. This happens because as θ increases v_F^* also increases and tends towards v_F . In the BG regime, in which $P \sim v_F^{*-2}$, we find $\Sigma = 2.66 \times 10^{-15} / \sqrt{N}$ W/K⁴-cm, $5.13 \times 10^{-16} / \sqrt{N}$ W/K⁴-cm and $2.1 \times 10^{-16} / \sqrt{N}$ W/K⁴, for $\theta = 1.1^\circ$, 1.2° and 1.3° , respectively, as compared to $5.23 \times 10^{-18} / \sqrt{N}$ W/K⁴-cm in MLG. In the higher tem-

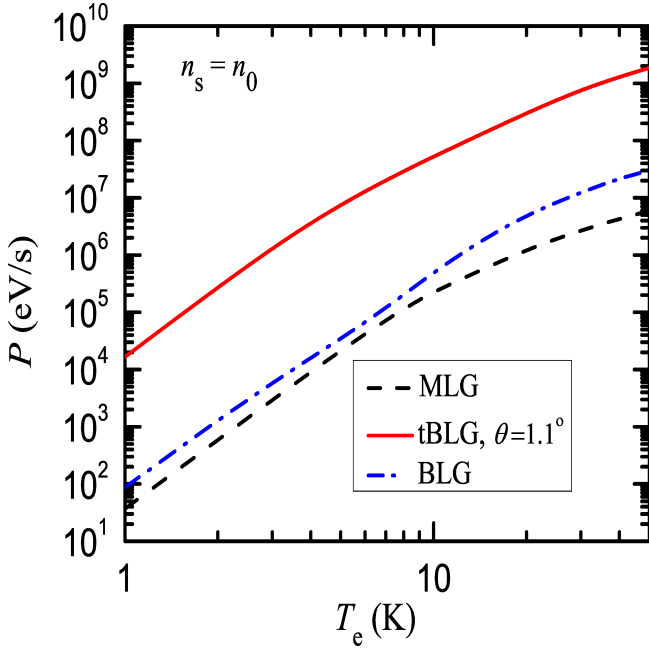


FIG. 2. Power loss P as a function of electron temperature T_e for $n_s = n_0$ in tBLG ($\theta = 1.1^\circ$), MLG and BLG.

perature region of $T_e = 10 - 50$ K ($30 - 50$ K), $P \sim T_e^\delta$ with $\delta \sim 2.0 - 2.2$ ($\sim 1.7 - 2.0$), for all θ s, as compared to the resistivity which is found to show linear-in-temperature for temperature $\geq T_{BG}/8$ [13].

In figure 1c, T_e dependence of P is shown for $n_s = 0.5 n_0$ and the same behavior is observed as in figure 1a. However, for the same θ , in the low temperature region P is found to be marginally larger (smaller) at lower (higher) T_e than that for $n_s = n_0$. We observe that the temperature below which the power law $P \sim T_e^4$ is obeyed shifts to lower side for smaller n_s . For example, for $\theta = 1.1^\circ$ power law is obeyed for $T_e < \sim 2$ K, which may be attributed to the lower $T_{BG} = 27.0$ K. More importantly, from the figures 1a and 1c, we find that θ acts as a tunable parameter of power loss, in addition to T_e and n_s . The influence of θ on P is very much large compared to n_s . For $\theta = 1.1^\circ$ and 1.3° , for the T_e range considered, P is in the range $\sim 10^4 - 10^9$ eV/s and $\sim 10^3 - 10^8$ eV/s, respectively. These values are comparable to those in monolayer MoS₂ [30] but about three and four orders of magnitude greater than those in GaAs heterojunction [34] and Si-inversion layer [35], respectively.

In order to compare the power loss in tBLG with that in MLG and conventional BLG, P dependence on T_e is depicted in figure 2, for $n_s = n_0$ with $P(\text{tBLG})$ taken for $\theta = 1.1^\circ$. We find that the power loss in tBLG is very large ($\sim 2 \times 10^4 - 2 \times 10^9$ eV/s) compared to that in MLG ($\sim 4 \times 10^1 - 6 \times 10^6$ eV/s) and BLG ($\sim 9 \times 10^1 - 3 \times 10^7$ eV/s) [26]. Defining a ratio $R_p = P(\text{tBLG})/P(\text{MLG})$, it is found that $R_p = \sim 450, 260$ and 300 , respectively, at 1, 10 and 50 K, and R_p is expected to

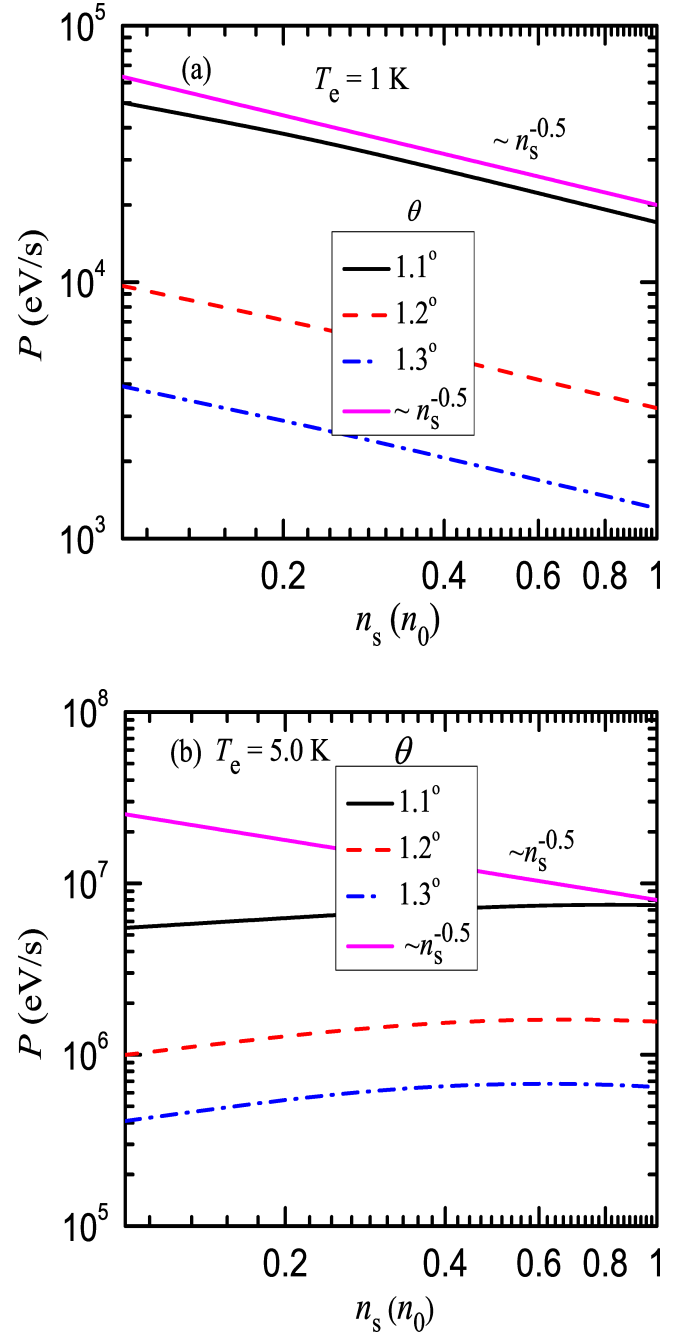


FIG. 3. Power loss P as a function of electron density n_s in tBLG for $\theta = 1.1^\circ, 1.2^\circ$ and 1.3° . (a) $T_e = 1$ K and (b) $T_e = 5$ K.

be smaller for larger θ . This enhancement is attributed to the significantly reduced v_F^* . This may be compared with the ρ enhancement in tBLG, which is of three orders of magnitude greater than that in MLG at ~ 10 K [12, 13]. It is also noticed that the range of T_e in which power law is obeyed is much larger in MLG than in tBLG.

We have presented in figure 3 the electron density ($= 0.1 - 1.0 n_0$) dependence of the power dissipation for two electron temperatures $T_e = 1$ K (figure 3a) and 5 K

(figure 3b). For $n_s = 0.1(1.0) n_0$ the $T_{BG} = 12.1$ (38.3) K. From figure 3a, we see that P is found to decrease with increasing n_s , as found in MLG [15, 22], with power law $P \sim n_s^{-1/2}$ being followed at larger n_s and small deviation occurring at lower n_s . This is due to the fact that T_{BG} goes on decreasing with decreasing n_s . The $P \sim n_s^{-1/2}$ dependence in tBLG is in contrast to the $P \sim n_s^{-3/2}$ dependence in conventional BLG [26, 27]. On the other hand for $T_e = 5$ K (figure 3b), P increases (flattens) with increasing n_s in the low (high) n_s region, because we are moving away from the $T_e \ll T_{BG}$ region.

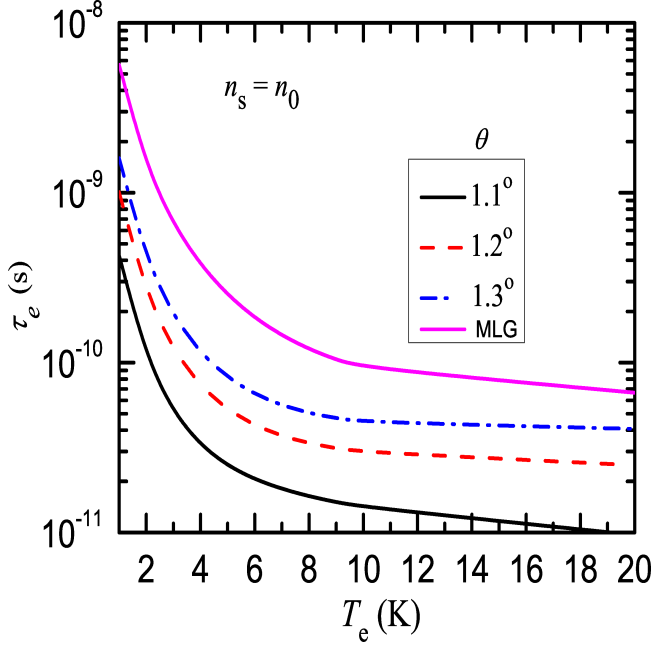


FIG. 4. Energy relaxation time τ_e as a function of electron temperature T_e for $n_s = n_0$ in tBLG ($\theta = 1.1^\circ, 1.2^\circ$ and 1.3°) and MLG.

The energy relaxation time τ_e is another important quantity studied in the hot electron relaxation process, as it determines the samples suitability for its applications in optical detectors (bolometer, calorimeter and infrared detectors) and high speed devices. For a degenerate electron gas it is given by $\tau_e = [(p+1)(\pi k_B)^2(T_e^2 - T^2)/(6E_F P)]$, where p is the exponent of energy in density of states and E_F is the Fermi energy [20, 36]. In BG regime, since $P \sim T_e^4$ and $n_s^{-1/2}$, we find $\tau_e \sim T_e^{-2}$ and independent of n_s (as $E_F \sim n_s^{1/2}$). In figure 4, τ_e is presented as a function of T_e , for $\theta = 1.1^\circ, 1.2^\circ$ and 1.3° , in tBLG along with the τ_e in MLG for $n_s = n_0$. In both tBLG and MLG, τ_e is found to decrease with increasing T_e and the decrease is rapid at lower temperature ($< \sim 10$ K). It is found that τ_e in tBLG, for $\theta = 1.1^\circ$, is an order of magnitude smaller than that in MLG and this difference decreases with increasing θ . The ratio $\tau_e(\text{MLG})/\tau_e(\text{tBLG})$, for $\theta = 1.1^\circ$, is found to be 10.0, 6.6 and 6.9, respectively, for $T_e = 5, 10$ and 20 K. This ratio is not as

large as the ratio of P 's, because of the product $E_F P$ in the denominator of the expression for τ_e , noting that for the same n_s , the E_F in tBLG is much smaller than that in MLG. By increasing θ the τ_e increases significantly, indicating that twist angle is an important tunable parameter for τ_e also. It may be noted that samples with faster energy relaxation (i.e. smaller τ_e) find applications in ultrafast electronics and high speed communications. On the other hand, samples with longer energy relaxation time are preferred in photodetectors and energy harvesting devices like hot carrier solar cells.

Finally, in BG regime, we bring out a simple relation of P with phonon limited mobility μ_p and resistivity ρ_p in tBLG. In this regime, P , μ_p and ρ_p are sensitive measures of the el-ap coupling. While P is determined by the energy relaxation through el-ap interaction, μ_p and ρ_p involve momentum relaxation through the same mechanism. A relation between these measurable properties is expected because of the same underlying mechanism. This kind of relation between P and μ_p is listed for different electron systems in Ref [37]. In tBLG, the equation $\rho_p(T) = AT^4$ for the phonon limited resistivity is obtained from Min et al [38] with suitable replacement of $g_s g_v$ by $g_s g_v g_l$, $k_F = \sqrt{(\pi n_s)/2}$ and inserting $F(\theta)$ in the numerator in their Eq. (8) for A. There by, using the relation $\mu_p(T) = 1/(n_s e \rho_p(T))$, the phonon limited mobility is found to be $\mu_p(T) = [15(g e \hbar^4 \rho_m v_s^5 v_F^{*2} n_s^{1/2} T^{-4})][16\sqrt{2}\pi^{5/2} D^2 k_B^4 F(\theta)]$, where e is the electron charge. Expressing Eq. (3) as $P = F_e(T_e) - F_e(T)$ [15, 34], where $F_e(T) = \Sigma T^4/n_s^{1/2}$ and $P = F_e(T_e)$ for $T_e \gg T$, we obtain a very simple relation $F_e(T)\mu_p(T) = (ev_s^2/2)$, which is exactly same as that of MLG [37]. This relation is analogous to Herring's law [39], which relates phonon-drag thermopower S^g and μ_p . Alternatively, power loss can be related to ρ_p by the formula $F_e(T) = (n_s e^2 v_s^2/2)\rho_p(T)$. The advantage of these relations is, if $F_e(T)$ is measured then $\mu_p(T)$ and $\rho_p(T)$ can be determined or the vice-versa, and the measurements of power loss may be preferred as it is independent of lattice disorders and impurities. From our calculated value of $P = F_e(T) = 4.45 \times 10^{-14}$ W at 2 K for $\theta = 1.1^\circ$ and $n_s = n_0$, we estimate $\rho_p(T) = 0.8 \Omega$, which is nearly agreeing with the value obtained by Wu et al (see figure 4a of [12]), and $\mu_p(T) = 7.5 \times 10^6 \text{ cm}^2/\text{V-s}$.

We would like to make the following remarks. In the literature the values of θ_m given are varying between 1.02° to 1.1° [1, 8, 12, 13]. However, we believe that our findings and analysis with $\theta_m = 1.02^\circ$ [12, 13] hold good for the θ values closer to any chosen θ_m . We want to emphasize that, our analytical results will be of great help to experimental researchers and secondly can be used to determine D as the measurements of P are independent of lattice disorder and impurities, unlike resistivity.

IV. CONCLUSIONS

We have studied the hot electron power loss P due to the simple acoustic phonon interaction, via deformation potential coupling, in tBLG of low electron density $n_s \leq 10^{12} \text{ cm}^{-2}$ for small twist angles θ and for $T_e \geq 1 \text{ K}$. For θ closer to the magic angle, P is enhanced by a few hundred times that in MLG due to the great suppression of the Fermi velocity v_F^* leading to the strong el-ap scattering. Consequently, twist angle emerges as an additional important tunable parameter of P . Although BG regime power law $P \sim T_e^4$ is obeyed in low T_e region, P vs T_e behavior still remains super linear at higher T_e where acoustic phonon limited resistivity ρ_p is

linear-in-temperature. For a given n_s , although T_{BG} is independent of θ , the range of T_e in which $P \sim T_e^4$ is obeyed increases marginally with increasing θ . The energy relaxation time τ_e , is found to be smaller by an order of magnitude than in MLG and decreasing with increasing T_e . As θ approaches θ_m the τ_e decreases significantly indicating that θ can be used as an important parameter to tune τ_e also. Finally, simple and useful relations of P with μ_p and ρ_p are obtained in the BG regime. From the relation between P and ρ_p , using our calculated P , the estimated value is closer to the ρ_p of Wu et al [12]. Experimental observations may test the validity of our predictions.

-
- [1] Y. Cao, V. Fatemi, S. Fang, K. Watanabe, T. Taniguchi, E. Kaxiras, and P. Jarillo-Herrero, *Nature* **556**, 43 (2018).
 - [2] Y. Cao, V. Fatemi, A. Demir, S. Fang, S. L. Tomarken, J. Y. Luo, J. D. Sanchez-Yamagishi, K. Watanabe, T. Taniguchi, E. Kaxiras, R. C. Ashoori, and P. Jarillo-Herrero, *Nature* **556**, 80 (2018).
 - [3] F. Wu, A. H. MacDonald, and I. Martin, *Phys. Rev. Lett.* **121**, 257001 (2018).
 - [4] M. Yankowitz, S. Chen, H. Polshyn, Y. Zhang, K. Watanabe, T. Taniguchi, D. Graf, A. F. Young, and C. R. Dean, *Science* **363**, 1059 (2019).
 - [5] X. Lu, P. Stepanov, W. Yang, M. Xie, M. A. Aamir, I. Das, C. Urgell, K. Watanabe, T. Taniguchi, G. Zhang, A. Bachtold, A. H. MacDonald, and D. K. Efetov, *Nature* **574**, 653 (2019).
 - [6] A. L. Sharpe, E. J. Fox, A. W. Barnard, J. Finney, K. Watanabe, T. Taniguchi, M. A. Kastner, and D. Goldhaber-Gordon, *Science* **365**, 605 (2019).
 - [7] S. L. Tomarken, Y. Cao, A. Demir, K. Watanabe, T. Taniguchi, P. Jarillo-Herrero, and R. C. Ashoori, *Phys. Rev. Lett.* **123**, 046601 (2019).
 - [8] B. Roy and V. Jurić, *Phys. Rev. B* **99**, 121407 (2019).
 - [9] M. Serlin, C. L. Tschirhart, H. Polshyn, Y. Zhang, J. Zhu, K. Watanabe, T. Taniguchi, L. Balents, and A. F. Young, *Science* **367**, 900 (2020).
 - [10] H. Polshyn, M. Yankowitz, S. Chen, Y. Zhang, K. Watanabe, T. Taniguchi, C. R. Dean, and A. F. Young, *Nature Physics* **15**, 1011 (2019).
 - [11] Y. Cao, D. Chowdhury, D. Rodan-Legrain, O. Rubies-Bigorda, K. Watanabe, T. Taniguchi, T. Senthil, and P. Jarillo-Herrero, *Phys. Rev. Lett.* **124**, 076801 (2020).
 - [12] F. Wu, E. Hwang, and S. Das Sarma, *Phys. Rev. B* **99**, 165112 (2019).
 - [13] S. Das Sarma and F. Wu, *Ann. of Phys.* **417**, 168193 (2020).
 - [14] R. Bistritzer and A. H. MacDonald, *Proceedings of the National Academy of Sciences* **108**, 12233 (2011).
 - [15] S. S. Kubakaddi, *Phys. Rev. B* **79**, 075417 (2009).
 - [16] W.-K. Tse and S. Das Sarma, *Phys. Rev. B* **79**, 235406 (2009).
 - [17] R. Bistritzer and A. H. MacDonald, *Phys. Rev. B* **80**, 085109 (2009).
 - [18] J. K. Viljas and T. T. Heikkilä, *Phys. Rev. B* **81**, 245404 (2010).
 - [19] A. C. Betz, F. Vialla, D. Brunel, C. Voisin, M. Picher, A. Cavanna, A. Madouri, G. Fève, J.-M. Berroir, B. Plaças, and E. Pallecchi, *Phys. Rev. Lett.* **109**, 056805 (2012).
 - [20] A. M. R. Baker, J. A. Alexander-Webber, T. Altebaeumer, and R. J. Nicholas, *Phys. Rev. B* **85**, 115403 (2012).
 - [21] T. Low, V. Perebeinos, R. Kim, M. Freitag, and P. Avouris, *Phys. Rev. B* **86**, 045413 (2012).
 - [22] A. M. R. Baker, J. A. Alexander-Webber, T. Altebaeumer, S. D. McMullan, T. J. B. M. Janssen, A. Tzalenchuk, S. Lara-Avila, S. Kubatkin, R. Yakimova, C.-T. Lin, L.-J. Li, and R. J. Nicholas, *Phys. Rev. B* **87**, 045414 (2013).
 - [23] R. Somphonsane, H. Ramamoorthy, G. Bohra, G. He, D. K. Ferry, Y. Ochiai, N. Aoki, and J. P. Bird, *Nano Letters* **13**, 4305 (2013).
 - [24] A. Laitinen, M. Kumar, M. Oksanen, B. Plaças, P. Virtanen, and P. Hakonen, *Phys. Rev. B* **91**, 121414 (2015).
 - [25] V. S. Katti and S. S. Kubakaddi, *J. Appl. Phys.* **113**, 063705 (2013).
 - [26] K. Bhargavi and S. S. Kubakaddi, *Physica E* **56**, 123 (2014).
 - [27] J. Huang, J. A. Alexander-Webber, T. J. B. M. Janssen, A. Tzalenchuk, T. Yager, S. Lara-Avila, S. Kubatkin, R. L. Myers-Ward, V. D. Wheeler, D. K. Gaskill, and R. J. Nicholas, *J. Phys.: Cond. Matter* **27**, 164202 (2015).
 - [28] D. K. Efetov and P. Kim, *Phys. Rev. Lett.* **105**, 256805 (2010).
 - [29] S. J. Manion, M. Artaki, M. A. Emanuel, J. J. Coleman, and K. Hess, *Phys. Rev. B* **35**, 9203 (1987).
 - [30] K. Kaasbjerg, K. S. Bhargavi, and S. S. Kubakaddi, *Phys. Rev. B* **90**, 165436 (2014).
 - [31] S. S. Kubakaddi and H. Phuc, *Semicond. Sci. Technol.* (2020), <https://doi.org/10.1088/1361-6641/361-6641/>
 - [32] A. M. DaSilva, K. Zou, J. K. Jain, and J. Zhu, *Phys. Rev. Lett.* **104**, 236601 (2010).
 - [33] E. H. Hwang and S. Das Sarma, *Phys. Rev. B* **77**, 115449 (2008).

- [34] Y. Ma, R. Fletcher, E. Zaremba, M. D'Iorio, C. T. Foxon, and J. J. Harris, [Phys. Rev. B **43**, 9033 \(1991\)](#).
- [35] R. Fletcher, V. M. Pudalov, Y. Feng, M. Tsaousidou, and P. N. Butcher, [Phys. Rev. B **56**, 12422 \(1997\)](#).
- [36] S. S. Kubakaddi and T. Biswas, [J. Phys.: Cond. Matter **30**, 265303 \(2018\)](#).
- [37] S. Kubakaddi, [Physica B: Condens. Matter **521**, 158 \(2017\)](#).
- [38] H. Min, E. H. Hwang, and S. Das Sarma, [Phys. Rev. B **83**, 161404 \(2011\)](#).
- [39] C. Herring, [Phys. Rev. **96**, 1163 \(1954\)](#).