

# On the feasibility of truncated Israel-Stewart theory in the context of late acceleration

Jerin Mohan N D and Titus K Mathew

Department of Physics, Cochin University of Science and Technology,  
Kochi-22, India.

jerinmohandk@cusat.ac.in, titus@cusat.ac.in

## Abstract

A dissipative model of the universe based on the causal relativistic truncated Israel-Stewart theory is analysed in the context of recent accelerated expansion of the universe. The bulk viscosity and relaxation time are respectively taken as  $\xi = \alpha\rho^s$  and  $\tau = \frac{\alpha}{\epsilon\gamma(2-\gamma)}\rho^{s-1}$ . For  $s = 1/2$ , the model predicts the prior decelerated phase and an end de Sitter phase as in the standard  $\Lambda$ CDM model. The dynamical system analysis shows that the prior decelerated epoch is an unstable equilibrium, while the far future de Sitter epoch is stable. For  $s \neq 1/2$ , the choice with  $s < 1/2$  is ruled out since it does not predict the conventional evolutionary phases of the universe, but with  $s > 1/2$ , even though the model gives an early decelerated and a late de Sitter epochs, it has the drawback that the end de Sitter epoch is not a stable equilibrium state. The feasibility of the model, especially for  $s = 1/2$ , has been checked by contrasting it with that based on the full Israel-Stewart and the Eckart viscous theories. Primarily, the age of the universe in the truncated viscous model is found to be around 13.76 Gyr, which is relatively close to the recent observations, than that in the Eckart model where it is 10.9 Gyr and also that from the full causal model, 9.72 Gyr. Further, both in the full causal and in the Eckart model, the matter exhibits a stiff fluid nature (with equation of state around one) in the prior decelerated phase, while in our truncated viscous model, the matter possesses an ordinary nature with equation of state around zero. It is also noted that the end phase in the truncated viscous model is also in good contrast when comparing with full causal and Eckart models, such that in the full causal model, the end epoch is not de Sitter but only of quintessence nature, and in Eckart case even though the end epoch is de Sitter but not generally stable. Thus, the truncated viscous model appears more compatible with astronomical observations than the Eckart and full causal viscous models.

## 1 Introduction

The bulk viscous phenomenon in cosmology has attracted considerable interest since this is the possible dissipative mechanism that can occur in a homogeneous and isotropic universe. In

the case of such non-equilibrium thermodynamic processes, the traditionally used relativistic approach is due to Eckart [1]. However, the Eckart theory is suffering from superluminal speed of the signals, which causes the violation of causality and the equilibrium states are generally unstable (see [2, 3, 5, 4] and references therein). The reason is that it accounts only up to first-order deviations from equilibrium. If one includes the higher-order deviations as well, then the problems may disappear. Motivated from this, a relativistic second order theory of the dissipative process was formulated by Israel and Stewart (IS theory) [3, 6, 7]. In this theory, the systems have a finite relaxation time  $\tau$  to the equilibrium state in contrast to the Eckart theory, in which the system relaxes instantaneously. Due to this the causality is restored in the Israel-Stewart theory, and also the equilibrium states are become generally stable [8, 4].

An important point of interest is whether a negative bulk viscous pressure can cause an accelerated expansion in the FLRW universe. The two accelerated expansion epochs in the evolution of the universe are the early inflation and the late accelerated epoch. Several studies are there analysing the possibility of a bulk viscosity inflation. However, the results are converse with each other. Some authors argued in favour [9] of the existence of such inflationary solution, while others [10, 11, 12] negate such a possibility. There exists differences between the full and truncated theory in addressing the early inflation as discussed in [12]. In [9, 11], the authors have concluded that the existence of inflationary solution is a spurious effect that arises due to neglecting the non-linear terms in full IS theory i.e., due to the usage of truncated version. On the other hand, in the reference [13], the authors have argued that both full and truncated versions will allow inflationary solutions under some exceptional conditions even in situations far away from equilibrium. Romano and Pavon [15] have shown, by qualitative and numerical studies that, both truncated full versions gives asymptotically stable de Sitter solution but unstable FLRW solution.

Regarding the possibility of bulk viscosity driven late acceleration, models based on both the Eckart theory [16, 17] and the full IS theory [18, 19] are strongly supporting the possibility. But how far a truncated IS theory will support such a possibility is not studied adequately in the current literature. An analysis based on the truncated IS theory in the context of late acceleration is our main aim in this paper.

We will describe the relationship between the full IS theory and its truncated version in the next section. However, the following points may be noted from the outset. In non-equilibrium thermodynamics, usually called as the ‘extended irreversible thermodynamics’ [13], the generalised Gibbs equation, the evolution equation of thermodynamic variables involves thermodynamic quantities dissipative in nature. Then the corresponding causal evolution equation is approximately equivalent to a truncated theory expressed in terms of the equilibrium variables [20]. For analysis in situations like expanding universe, such a truncated version is equivalent to the full causal theory due to Israel and Stewart [21, 11, 12]. The essential fact is that the truncated theory retains stability and causality conditions. Therefore, it is reasonable to consider

the truncated Israel-Stewart theory as an independent theory to describe the bulk viscous pressure evolution [22]. The truncated Israel-Stewart formalism is also called the Maxwell-Cattaneo theory.

Even though the  $\Lambda$ CDM model explains the current acceleration in the expansion of the universe [23], it faces the following issues. First, it admits a fictitious component called dark energy to realise the late acceleration, its nature is still a mystery. The model admits the cosmological constant as the dark energy, its estimated value is very tiny compared to that predicted by the quantum field theory [23]. Secondly, it doesn't give any valid explanation for the equality of the densities of the evolving dark matter and the cosmological constant during the current epoch [23]. Bulk viscosity driven acceleration is an alternative approach in finding reasonable solutions to these problems. A suitable mechanism for the origin of bulk viscosity in an isotropic and homogeneous universe is still not clear. Some authors have shown that different cooling rates of the components of the cosmic medium can produce bulk viscosity [24, 25, 26, 27] and another proposal is that bulk viscosity of the cosmic fluid may be the result of non-conserving particle interactions [28, 29, 30].

For explaining the recent acceleration of the universe [31, 32], a model of bulk viscous matter dominated universe based on the Eckart formalism is discussed in references [5, 33, 16, 17]. In particular, the authors in [17] have shown that the bulk viscous matter dominated model can predict a transition into a late accelerated epoch, which asymptotically tends to a stable de Sitter phase.

Owing to the non-causal nature of the Eckart formalism, the bulk viscosity driven late acceleration has been analysed using the full causal Israel-Stewart theory [18, 19, 34, 35, 36, 37]. For instance, the model described in [18] predicts the transition into a late accelerated phase, where the universe having a quintessence nature in the late phase evolution. However, the model failed to predict a pure de Sitter phase as the end stage. The dynamical system analysis of this model presented in [19] shows that the model can admit an asymptotically stable accelerated phase.

Some other works of important relevance to the viscous nature of the dark sectors in resolving some problems related to the recent observations are discussed in [38, 41, 39, 40]. In [41], the authors have shown that the  $\sigma_8 - \Omega_m$  tension (where  $\sigma_8$  is the r.m.s. fluctuations of perturbations at  $8h^{-1}\text{Mpc}$  scale) and  $H_0 - \Omega_m$  tension faced in the analysis of the Planck CMB parameters using the standard  $\Lambda$ CDM model can alleviate if one assumes a small amount of viscosity in the dark matter sectors. To mention another one, the amplitude of the absorption signal of 21cm line at the redshift  $z \sim 17$  announced in the EDGES (Experiment to Detect the Global EoR Signature) observation is larger than the prediction from the standard cosmological model [44]. In [39] the authors impart viscous nature to the dark matter for explaining this anomaly in the EDGES observation. Recently with reference to the gravitational wave observations [42, 43], the impacts of propagation of the gravitational wave signal in the cosmic fluid with viscosity,

during the early and late epoch of the universe, is reported by Brevik et al. in [38] and they have constrained the viscosity of the cosmic fluid using the observational data. In the review [45], the influence viscous effects in the expansion profile of the universe are given in detail.

As mentioned earlier, our aim in this paper is to make a detailed analysis on the bulk viscosity driven late acceleration by using the truncated version of IS theory and hence to see whether there arise any difference in total effect as compared to the usage of the full IS theory as discussed in [18, 19]. The reason for this interest is due to the difference in the conclusions regarding the bulk viscous inflation between the full and truncated theories [12]. The authors in [22] have analysed the evolution of gravitational potential by assuming an ansatz on the pressure of viscous fluid using the truncated IS theory. In their work, they have solved the truncated form of the viscous pressure evolution equation to obtain the relaxation time of the viscous fluid from a non-equilibrium state to an equilibrium state and then proceed with the consideration of the evolution of potential. By doing this, they have shown that the truncated version is compatible with the standard  $\Lambda$ CDM model in accounting for the CMB power spectrum. We will mainly concentrate on the Hubble parameter evolution and the status of other relevant cosmological parameters. For obtaining an analytical solution for the Hubble parameter, we have assumed the relation between bulk viscosity  $\xi$  and the energy density  $\rho$  of the form  $\xi = \alpha\rho^s$ , where  $\alpha$  is a constant [12, 46, 47]. For the parameter  $s$ , we have considered the standard cases,  $s = 1/2$  and  $s \neq 1/2$ .

This paper is organized as follows, in section 2, the analytical solution of the Hubble parameter, and the analysis of cosmological parameters are given. In section 3 we present the phase space analysis of the model. Section 4 presents the model parameters estimation and the conclusions are given in section 5.

## 2 Evolution of the viscous universe with truncated IS theory

We consider a flat universe with the bulk viscous matter as the dominant cosmic component, satisfying the Friedmann equations,

$$H^2 = \frac{\rho_m}{3}, \quad (1)$$

$$\dot{H} = -H^2 - \frac{1}{6}(\rho + 3P_{eff}), \quad (2)$$

where  $H = \frac{\dot{a}}{a}$  is the Hubble parameter,  $\rho_m$  is the matter density,  $P_{eff}$  is the effective pressure,  $a$  is the scale factor, an over dot represents the derivative with respect to cosmic time  $t$  and we have taken  $c = 8\pi G = 1$ . The conservation equation for the viscous fluid is

$$\dot{\rho}_m + 3H(\rho_m + P_{eff}) = 0. \quad (3)$$

The effective pressure is given as,

$$P_{eff} = p + \Pi, \quad (4)$$

where  $p$  is the normal pressure, given by  $p = (\gamma - 1)\rho$ ,  $\gamma$  is the barotropic index and  $\Pi$  is the bulk viscous pressure. In the full causal Israel-Stewart theory, the bulk viscous pressure satisfies the dynamical evolution equation,

$$\tau\dot{\Pi} + \Pi = -3\xi H - \frac{1}{2}\tau\Pi\left(3H + \frac{\dot{\tau}}{\tau} - \frac{\dot{\xi}}{\xi} - \frac{\dot{T}}{T}\right), \quad (5)$$

where  $\tau$ ,  $\xi$  and  $T$  are the relaxation time, bulk viscosity and temperature of the viscous fluid respectively and are generally functions of the density of fluid [12]. As  $\tau \rightarrow 0$ , this evolution equation will reduce to the Eckart equation,  $\Pi = -3\xi H$ .

The truncated version is an approximation of the full IS theory, resulting when the bracketed terms on the RHS of equation (5) are assumed to be negligible in comparison with the viscosity term  $-3H\xi$ . Consequently, the evolution of viscous pressure will be represented as,

$$\tau\dot{\Pi} + \Pi = -3\xi H. \quad (6)$$

This approximation is undoubtedly correct under situations when the system is very close to the equilibrium state [48]. However the full IS theory and truncated form are exactly identical to each other if  $\left(3H + \frac{\dot{\tau}}{\tau} - \frac{\dot{\xi}}{\xi} - \frac{\dot{T}}{T}\right) = 0$ , which is satisfied only in some exceptional cases (for details of this see [48]). Even otherwise, the truncated version will suitably hold if the viscous pressure satisfies the condition  $|\Pi| \ll \rho$  [48]. The important advantage of the truncated form is that (i) it does not contain the complicated non-linear terms as in equation (5), (ii) like the full theory, it also predicts a finite speed for the viscous pulses hence safeguard the principle of causality [11, 49].

Following Belinskii et al. [46, 47], we choose the coefficient of viscosity and relaxation time as,

$$\xi = \alpha\rho^s. \quad (7)$$

and the relaxation time as  $\tau = \xi/\rho$ , here  $\alpha$  and  $s$  are constant parameters satisfying the conditions  $\alpha \geq 0$  and  $s \geq 0$ . However from the causality and stability conditions of the IS theory, a general expression for  $\tau$  can be derived [49],

$$\frac{\xi}{(\rho + p)\tau} = c_b^2, \quad (8)$$

where  $c_b$  represents the speed of bulk viscous perturbations. The dissipative speed of sound  $v$  can be expressed as,  $v^2 = c_s^2 + c_b^2$ , where  $c_s$  is the adiabatic sound speed and is given as  $c_s^2 = \frac{\partial p}{\partial \rho}$ , since the normal pressure is  $p = (\gamma - 1)\rho$ , then the adiabatic sound speed is obtained as  $c_s^2 = \gamma - 1$  for a barotropic fluid. Hence to satisfy the causality condition,  $v^2 \leq 1$ , the speed

of bulk viscous perturbations takes the form  $c_b^2 = \epsilon(2 - \gamma)$  with  $0 < \epsilon \leq 1$  [49]. Using equation (7) and causality conditions of the bulk viscous perturbations, equation (8) can be modified as,

$$\frac{\alpha \rho^s}{[\rho + (\gamma - 1)\rho] \tau} = \epsilon(2 - \gamma), \quad (9)$$

Now, from (9) the relaxation time  $\tau$  becomes [49, 22]

$$\tau = \frac{\alpha}{\epsilon \gamma (2 - \gamma)} \rho^{s-1}. \quad (10)$$

Friedmann equation (1) can then combined with equations (3) and (4), to express the bulk viscous pressure  $\Pi$  as

$$\Pi = - \left[ 2\dot{H} + 3H^2 + (\gamma - 1)\rho \right], \quad (11)$$

and its time derivative is,

$$\dot{\Pi} = - \left[ 2\ddot{H} + 6H\dot{H} + (\gamma - 1)\dot{\rho} \right]. \quad (12)$$

Using equations (7), (10), (11) and (12), the bulk viscous pressure evolution equation (6) can be modified as,

$$\ddot{H} + 3\gamma H\dot{H} + \frac{3^{1-s}\epsilon\gamma(2-\gamma)}{\alpha} H^{2-2s}\dot{H} + \frac{3^{2-s}\epsilon\gamma^2(2-\gamma)}{2\alpha} H^{4-2s} - \frac{9}{2}\epsilon\gamma(2-\gamma)H^3 = 0. \quad (13)$$

We are interested in the late universe at which matter is non-relativistic, for which  $\gamma = 1$  (then velocity of bulk viscous perturbation,  $c_b^2 = \epsilon(2 - \gamma) = \epsilon$ ). Numerically  $\epsilon$  is very small and an analysis based on the truncated IS theory shows that  $10^{-11} \ll \epsilon \leq 10^{-8}$  [22], and we also took  $s = 1/2$  [50], which according to equation (7) implies that the bulk viscosity is directly proportional to the Hubble parameter. Now the equation (13) becomes,

$$\ddot{H} + b_1 H\dot{H} + b_2 H^3 = 0, \quad (14)$$

where

$$b_1 = 3 \left( \frac{\epsilon}{\sqrt{3}\alpha} + 1 \right), \quad b_2 = \frac{9\epsilon}{2} \left( \frac{1}{\sqrt{3}\alpha} - 1 \right). \quad (15)$$

For the calculation purpose we change the variable from cosmic time  $t$  to  $x = \ln a$ , so that differential equation (14) becomes

$$\frac{d^2 H}{dx^2} + \frac{1}{H} \left( \frac{dH}{dx} \right)^2 + b_1 \frac{dH}{dx} + b_2 H = 0. \quad (16)$$

We solve this equation and obtained the Hubble parameter as

$$H = H_0 C_1 a^{-m_1} \sqrt{\cosh [m_2 (\log a - C_2)]}, \quad (17)$$

where the constants are given as,

$$m_1 = \frac{1}{4} \left( 3 + \frac{\sqrt{3}\epsilon}{\alpha} \right), \quad m_2 = \frac{1}{2} \sqrt{9 + \frac{3\epsilon}{\alpha^2} (\epsilon - 2\sqrt{3}\alpha + 12\alpha^2)}, \quad (18)$$

$$C_1 = \frac{1}{\sqrt{\cosh(m_2 C_2)}}, \quad C_2 = \frac{1}{m_2} \tanh^{-1} \left[ \frac{3(\tilde{\Pi}_0 + 1) - 2m_1}{m_2} \right], \quad (19)$$

where  $\tilde{\Pi}_0 = \frac{\Pi}{3H_0^2}$  is a dimensionless bulk viscous pressure parameter. A little bit of calculations will show that  $H \propto H_0(1 + \text{const. } a^{-3})^{1/2}$ , for an extremely small  $\epsilon$  value. Then, as  $a \rightarrow \infty$ ,  $H \sim \text{constant}$ , indicates the possibility of an end de Sitter phase. In the prior phase corresponding to an equivalent limit  $a \rightarrow 0$ , the Hubble parameter behaves as  $H \sim a^{-3/2}$ , which implies a prior decelerated matter dominated epoch. From an earlier of the full IS viscous model  $H \sim a^{-2.8}$  as  $a \rightarrow 0$  and  $H \sim a^{-0.2}$  as  $a \rightarrow \infty$  depicts the far future quintessence behaviour [19]. The Hubble parameter in the Eckart viscous model becomes  $H \sim a^{-3.4}$  as  $a \rightarrow 0$  and  $H \sim \text{constant}$  as  $a \rightarrow \infty$  implies the far future de Sitter epoch. The behaviour of the fluid in both full IS and Eckart viscous model is different from the evolution of ordinary matter. The evolution of the Hubble parameter characterises the difference in these viscous models in addressing the late phase evolution.

The present truncated viscous model assumes a single cosmic component, then the density parameter becomes  $\Omega_{\text{total}} \sim \Omega_{\text{dark matter}}$ , therefore from the Hubble parameter equation (17) the matter density parameter  $\Omega_m$  is obtained as

$$\Omega_m = \frac{\rho_m}{\rho_{\text{critical}}} = \frac{H^2}{H_0^2} = C_1^2 a^{-2m_1} \cosh[m_2(\log a - C_2)], \quad (20)$$

in the present time,  $a = 1$ ,  $\Omega_m$  for the best estimated values of the model parameters (presented in a later section) is obtained as,

$$\Omega_{m0} = C_1^2 \cosh(m_2 C_2) = 1. \quad (21)$$

## 2.1 Scale factor and age of the universe

The Hubble parameter equation (17) can be expressed in a more convenient form as,

$$H = H_0 \left( \tilde{C}_1 a^{-\tilde{m}_1} + \tilde{C}_2 a^{-\tilde{m}_2} \right)^{1/2}, \quad (22)$$

where

$$\tilde{m}_1 = 2m_1 - m_2, \quad \tilde{m}_2 = 2m_1 + m_2. \quad (23)$$

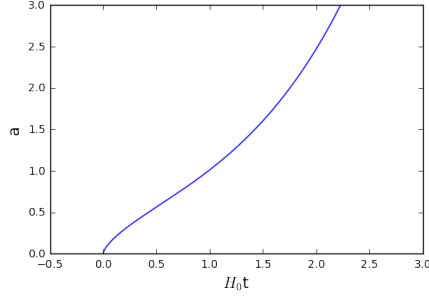


Figure 1: The evolution of scale factor with  $H_0 t$  for the best estimated value of the model parameters.

$$\tilde{C}_1 = \frac{C_1^2 e^{-m_2 C_2}}{2}, \quad \tilde{C}_2 = \frac{C_1^2 e^{m_2 C_2}}{2}. \quad (24)$$

Integration of equation (22) gives,

$$\frac{2 \left(1 + \frac{\tilde{C}_1 a^{\tilde{m}_2 - \tilde{m}_1}}{\tilde{C}_2}\right)^{1/2} {}_2F_1\left(\frac{1}{2}, -\frac{\tilde{m}_2}{2(\tilde{m}_1 - \tilde{m}_2)}; 1 - \frac{\tilde{m}_2}{2(\tilde{m}_1 - \tilde{m}_2)}; -\frac{\tilde{C}_1 a^{\tilde{m}_2 - \tilde{m}_1}}{\tilde{C}_2}\right)}{\tilde{m}_2 \left(\tilde{C}_1 a^{-\tilde{m}_1} + \tilde{C}_2 a^{-\tilde{m}_2}\right)^{1/2}} = H_0(t_0 - t_B), \quad (25)$$

where  ${}_2F_1$  is representing a hypergeometric function,  $t_0$  is the present time and  $t_B$  is the time corresponding to the big-bang. To obtain the behaviour of scale factor, we made a parametric plot of the equation (25), shown in figure (1), for the best estimated values of model parameters. The figure shows a transition from the prior decelerated epoch to a later exponential evolution representing the end de Sitter epoch. The transition redshift  $z_T$ , corresponding to the switching from the decelerated to the accelerated expression can be obtained by equating the derivative,  $\frac{da}{da}$  to zero. From equation (22) we have

$$\frac{da}{da} = H_0 \frac{\tilde{C}_1(2 - \tilde{m}_1)a^{1-\tilde{m}_1} + \tilde{C}_2(2 - \tilde{m}_2)a^{1-\tilde{m}_2}}{2 \left(\tilde{C}_1 a^{2-\tilde{m}_1} + \tilde{C}_2 a^{2-\tilde{m}_2}\right)^{1/2}} = 0. \quad (26)$$

and is satisfied with  $a = a_T$  and  $z = z_T$  the transition scale factor  $a_T$  and transition redshift  $z_T$  respectively, and are found to be,

$$a_T = \left[ -\frac{\tilde{C}_2(2 - \tilde{m}_2)}{\tilde{C}_1(2 - \tilde{m}_1)} \right]^{\frac{1}{\tilde{m}_2 - \tilde{m}_1}}, \quad z_T = \left[ -\frac{\tilde{C}_2(2 - \tilde{m}_2)}{\tilde{C}_1(2 - \tilde{m}_1)} \right]^{-\frac{1}{\tilde{m}_2 - \tilde{m}_1}} - 1. \quad (27)$$



For the best fit model parameter values, we get  $z_T = 0.73$ , which is in concordance with the WMAP observation [51].

Unlike in the above calculation, we can obtain the age of the universe by integrating equation (22) within the limit from  $a = 0$  to  $a = 1$ . Then on substituting the best estimated values of the model parameters, we get the age as

$$t_0 - t_B = \frac{98.50 \times 10^{-2}}{H_0} \sim 13.76 \text{ Gyr}, \quad (28)$$

where we used the best estimated value of the present Hubble parameter,  $H_0 = 70.05 \text{ km s}^{-1} \text{ Mpc}^{-1}$ . This is very near to the age obtained from observations of oldest globular clusters [52] and also in good matching with Planck observations, around 13.79 Gyr [53]. The important point to be noted at this juncture is that the age predicted following the Eckart approach is around 10.9 Gyr [16] and that based on full Israel-Stewart formalism is around 9.72 Gyr [18]. These indicate the better performance of the truncated model.

## 2.2 Evolution of the deceleration parameter

We obtained deceleration parameter  $q$ , characterising the rate of change of speed of expansion of the universe. It is basically defined as,  $q = -1 - \dot{H}/H^2$ . Substituting the Hubble parameter and its time rate, we get

$$q = -1 + m_1 - \frac{m_2}{2} \tanh [m_2(\log a - C_2)]. \quad (29)$$

As an approximation, for small value of  $\epsilon$ , it can be obtained as,  $q \sim -1 + \frac{3}{4} - \frac{3}{4} \left( \frac{a^{3/2} - a^{-3/2}}{a^{3/2} + a^{-3/2}} \right)$ . It is then clear that for large values of  $a$  at which  $a^{3/2} \gg a^{-3/2}$ , the deceleration parameter attained a de Sitter type value,  $q \sim -1$ . Whereas, in the early expansion phase as  $a \rightarrow 0$ , it follows  $a^{-3/2} \gg a^{3/2}$ , then  $q \sim 1/2$ , which represents the early decelerated epoch. From equation (29) the current value  $q$ , can be obtained as  $q_0 \sim -0.58$  for the best estimated values of the model parameters. This is in matching with the WMAP value,  $q_0 = -0.60$  [51].

The evolution of  $q$  parameter with redshift for the best fit values is plotted in figure (2). The figure shows that the universe makes a transition into the accelerating epoch from a prior decelerated epoch at the redshift around  $z_T \sim 0.73$  and finally attaining the pure de Sitter epoch. It should be noted that in the bulk viscous model based on full causal formalism, it has been shown that [19],  $q$  parameter stabilises around  $q \sim -0.88$ , and hence never approach a pure de Sitter phase in the asymptotic limit. However, the Eckart viscous model asymptotically approaches a de Sitter phase [16].

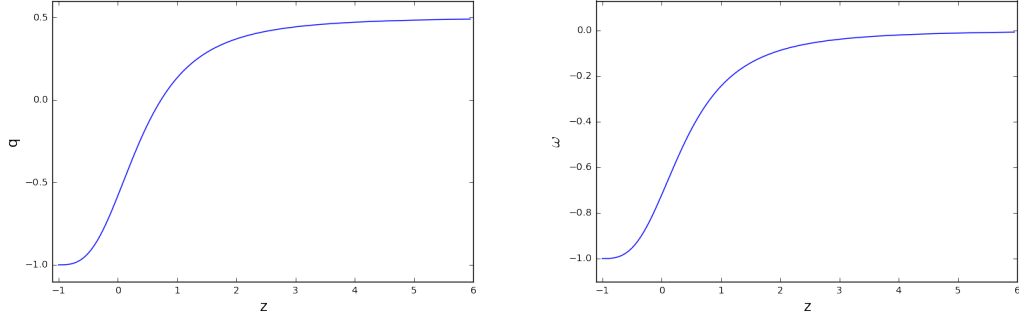


Figure 2: The evolution of deceleration parameter  $q$  and equation of state parameter  $\omega$  with redshift for the best estimated value of model parameters.

### 2.3 Evolution of the equation of state parameter

Yet another parameter of interest is the equation of state of the cosmic fluid. The equation of state parameter can be obtained using the standard formula,

$$\omega = -1 - \frac{1}{3} \frac{d \ln h^2}{dx}, \quad (30)$$

where  $h = \frac{H}{H_0}$ . Using the Hubble parameter in equation (17), the  $\omega$  takes the form,

$$\omega = -1 + \frac{1}{3} \{2m_1 - m_2 \tanh [m_2(\log a - C_2)]\}. \quad (31)$$

The above equation can be approximated as,  $\omega \sim -1 + \frac{1}{2} \left[ 1 - \left( \frac{a^{3/2} - a^{-3/2}}{a^{3/2} + a^{-3/2}} \right) \right]$ , for a small value of  $\epsilon$ . This readily follows that, as  $a \rightarrow \infty$ ,  $\omega \rightarrow -1$  and as  $a \rightarrow 0$ ,  $\omega \rightarrow 0$ , which implies that the universe will eventually attain a de Sitter phase from the decelerated expansion phase. From equation (31), the present value of  $\omega$  for the best estimated values of the model parameters is obtained as  $\omega_0 \sim -0.72$ . In this case the current value is comparatively large compared to the value from the combined data set WMAP+BAO+ $H_0$  +SN, about  $\omega_0 \sim -0.93$  [54, 55].

The evolution of  $\omega$  against redshift for the best estimated values of the model parameter is shown in figure (2) and indicates an evolution of the viscous universe from a prior decelerated expansion (at which  $\omega \sim 0$ ) to the final de Sitter epoch with  $\omega \sim -1$ . However, a model using the full causal IS theory [18] exhibits quintessence nature in the far future evolution with  $\omega \sim -0.88$  and stiff fluid character in the early decelerated phase of the universe,  $\omega \sim 0.88$ . The early decelerated epoch in the Eckart viscous model also exhibits the stiff fluid nature  $\omega \sim 1.3$ , even though this model attains a far future de Sitter phase. Therefore, the model based on the truncated IS theory gives the evolution similar to the standard cosmological model.

### 3 Phase space analysis

Understanding the global behaviour of the cosmological model can be obtained from the dynamical system study of the model. A cosmological model can be expressed as a system of autonomous differential equations by choosing suitable dynamic variables. Analysis of critical (or equilibrium) points obtained from the dynamical equations and the evolution of phase space trajectories give a general character of the cosmological model [56]. The critical points in the phase space can be classified as unstable (past attractor), stable (future attractor), saddle point, etc. to extract the evolutionary properties of respective epochs.

To obtain the phase space dynamics of the present model of the universe, we use new dimensionless variables,  $\Omega$ , the density parameter,  $\tilde{\Pi}$ , the bulk viscous pressure and  $\tilde{\tau}$  a new time. These are defined as,

$$\Omega = \frac{\rho}{3H^2}, \quad \tilde{\Pi} = \frac{\Pi}{3H^2}, \quad \text{and} \quad H(t)dt = d\tilde{\tau}. \quad (32)$$

Using the above definitions, equations (2), (3) and (6) can be written as the dynamical system of equations,

$$\Omega' = (\Omega - 1) \left[ (3\gamma - 2)\Omega + 3\tilde{\Pi} \right], \quad (33)$$

$$H' = -H \left\{ 1 + \frac{1}{2} \left[ (3\gamma - 2)\Omega + 3\tilde{\Pi} \right] \right\}, \quad (34)$$

and

$$\tilde{\Pi}' = 3\epsilon\gamma\Omega[\gamma - 2] \left[ 1 + \frac{H^{1-2s}\tilde{\Pi}}{(3\Omega)^s\alpha} \right] + \tilde{\Pi} \left[ 2 + (3\gamma - 2)\Omega + 3\tilde{\Pi} \right], \quad (35)$$

where '*prime*' indicates a derivative with respect to new time variable  $\tilde{\tau}$ . In the flat and expanding universe  $H$  is positive, so the dynamical equations (33) - (35) are well defined. The present model consisting of only single component, the non-relativistic viscous matter for which  $\gamma = 1$ , hence the density parameter will be  $\Omega = 1$ . Therefore, effectively the phase space can be described with dynamical equations (34) and (35). In the previous section, the behaviour of exact solutions for  $s = 1/2$  has analysed. But in this section, the phase space evolution is analysed for the choices  $s = 1/2$  and  $s \neq 1/2$ .

#### 3.1 Choice 1: s=1/2

For  $s = 1/2$ , the autonomous equations (34) and (35) become independent of each other and hence the dimension of the phase space will be reduced to one and the equation (35) will then represents the evolution of this single dimensional phase space. Equation (35) can be expressed in terms of the variable  $\omega = \tilde{\Pi}/\Omega$  as,

$$\omega' = f(\omega) = (\omega - \omega^+)(\omega - \omega^-), \quad (36)$$

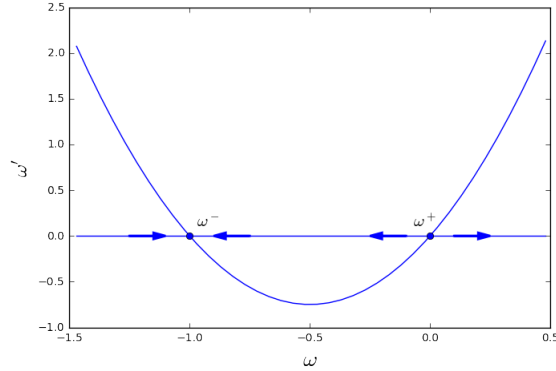


Figure 3: The evolution of phase space trajectory in the  $\omega' - \omega$  space for the best estimated value of the model parameter, when  $s = 1/2$ .

where we took  $\Omega = 1$  owing to the consideration of a single component and  $\omega^+$  and  $\omega^-$  are given as

$$\omega^\pm = \frac{\sqrt{3}\epsilon - 3\alpha \pm \sqrt{(3\alpha - \sqrt{3}\epsilon)^2 + 36\alpha^2\epsilon}}{6\alpha}. \quad (37)$$

The dynamical equation (36) gives the one dimensional phase plane evolution. The equilibrium points are obtained by equating  $\omega' = 0$ , and are obviously  $\omega^+$  and  $\omega^-$ . From equation (36), we get  $\omega^+ > 0$  and  $\omega^- < 0$  for all positive values of the model parameters  $\alpha$  and  $\epsilon$ . Equation (37) can be read as  $\omega^+ \sim \frac{-3\alpha + \sqrt{9\alpha^2}}{6\alpha} = 0$  and  $\omega^- \sim \frac{-3\alpha - \sqrt{9\alpha^2}}{6\alpha} = -1$ , for a small value of  $\epsilon$ . For the best estimated values of model parameters also we get  $\omega^+ = 0$  and  $\omega^- = -1$ . This shows that the critical points  $\omega^+$  and  $\omega^-$  represents the prior decelerated and a far future de Sitter expansion phases of the bulk viscous universe respectively.

The phase space trajectory in the  $\omega' - \omega$  plane will helps to study the evolution of universe without considering the exact analytic solutions. The phase space evolution according to equation (36) is shown in figure (3). The flow of vectorfield  $\omega$  is on a line and its direction of evolution is determined from the stability of critical points [57, 19]. A critical point  $\omega_c$  becomes unstable, if  $f'(\omega_c) > 0$ , consequently a small perturbation around such a point will grow exponentially. On the other hand if  $f'(\omega_c) < 0$ , then the critical point will be stable, then all small perturbations around that point will declines exponentially. Finally if the slope  $f'(\omega_c)$  alter its sign at the equilibrium point, then it will be a saddle point. The stability of critical points  $\omega^\pm$  can be obtained as follows. From equation (36) the expression for the slope is,

$$f'(\omega) = (\omega - \omega^+) + (\omega - \omega^-), \quad (38)$$

where the condition  $\omega^- < \omega < \omega^+$  is satisfied for the best estimated value of model parameters.

Critical points $\rightarrow$	$\omega^+$	$\omega^-$
$\omega$	0	-1
$q$	0.5	-1
Stability	Unstable	Stable

Table 1: Qualitative properties of the critical points  $\omega^+$  and  $\omega^-$ , when  $s = 1/2$

At equilibrium points  $\omega^+$  and  $\omega^-$  the function  $f'(\omega)$  become,

$$f'(\omega^+) = (\omega^+ - \omega^-) > 0, \quad (39)$$

$$f'(\omega^-) = (\omega^- - \omega^+) < 0. \quad (40)$$

From equations (39) and (40) it is evident that  $\omega^+$  is an unstable equilibrium point and  $\omega^-$  is a stable equilibrium point. In figure (3), we can see that the flow of phase space trajectory is evolving from the unstable critical point  $\omega^+$  and converges at the stable critical point  $\omega^-$ . Therefore, the present truncated version of the viscous model is predicting the evolution of universe from an unstable decelerated to a stable accelerated de Sitter epoch in the late stages.

The exact solutions corresponding to the equilibrium points  $\omega^\pm$ , can be obtained from equation (34) as,

$$H_{\omega^\pm} = \frac{2}{3} \frac{1}{(1 + \omega^\pm)t}, \quad a_{\omega^\pm} = a_0 t^{\frac{2}{3} \frac{1}{(1 + \omega^\pm)}}. \quad (41)$$

This clearly indicates that the case with  $\frac{2}{3} \frac{1}{(1 + \omega^+)} < 1$  represents the decelerated behaviour while for  $\frac{2}{3} \frac{1}{(1 + \omega^-)} > 1$  the solution will represent an accelerating nature of the critical points  $\omega^+$  and  $\omega^-$  respectively. The properties of the equilibrium points are summarised in Table (1).

### 3.2 Choice 2: $s \neq 1/2$

For deriving the exact solution, we choose  $s = 1/2$ , because for  $s \neq 1/2$ , it's difficult to get an analytical solution for the Hubble parameter. However it is possible to have qualitative analysis of the model is obtained for case  $s \neq 1/2$ . For this we modify the system of equations (34) and (35) as,

$$h' = \frac{3}{2}(2s - 1)(1 + \omega)h, \quad (42)$$

$$\omega' = 3 \left[ \omega^2 + \omega - \epsilon \left( 1 + \frac{h\omega}{3^s \alpha} \right) \right], \quad (43)$$

where a new phase space variable is defined as  $h = H^{1-2s}$ . Unlike in the previous case, for  $s \neq 1/2$  the phase space description is two dimensional with phase space variables,  $(h, \omega)$ . Equating  $h' = \omega' = 0$ , in the above equations, we obtained two critical points as,

$$P_1 : \quad h = 0, \quad \omega = \frac{1}{2}(\sqrt{1+4\epsilon} - 1) \sim 0, \quad (44)$$

$$P_2 : \quad h = 3^s \alpha, \quad \omega = -\frac{1}{2}(\sqrt{1+4\epsilon} + 1) \sim -1. \quad (45)$$

Since  $h = H^{1-2s}$ , for  $s < 1/2$ , the critical point  $P_1$  represents a static universe, owing to the zero value of the Hubble parameter. At the same time,  $P_2$  represents a de Sitter epoch with a positive constant Hubble parameter. This implies that the option  $s < 1/2$  is not admissible with respect to the current observations regarding the evolutionary stages of the universe.

Now, for the case  $s > 1/2$ , the fixed point  $P_1$  will corresponds to a Hubble parameter  $H \sim \infty$  and equation of state  $\omega \sim 0$  for small value of  $\epsilon$ . This means that  $P_1$  represents a decelerating phase. For the same  $s$  value, the point  $P_2$  corresponds to a constant (positive) Hubble parameter and an equation of state  $\omega \sim -1$ , which represents the late de Sitter phase. Therefore, for the option  $s > 1/2$ , this model can predict a transition from a decelerated epoch to the de Sitter phase during the late stages. However, the possibility of such a smooth transition actually depends on the nature of the stability of both  $P_1$  and  $P_2$ .

The stability nature of  $P_1$  and  $P_2$  can be obtained from the sign of eigenvalues of the corresponding Jacobian matrix. By linearising the system of equations (42) and (43) about these critical points, we can obtain the Jacobian matrix  $J(h, \omega)$  as,

$$J(h, \omega) = \begin{bmatrix} \frac{3}{2}(2s-1)h & \frac{3}{2}(2s-1)(1+\omega) \\ 3\left(1+2\omega - \frac{\epsilon h}{3^s \alpha}\right) & -\frac{\epsilon \omega}{3^{s-1} \alpha} \end{bmatrix}. \quad (46)$$

Diagonalising  $J(h, \omega)$ , the eigenvalues  $\lambda_1^\pm$  and  $\lambda_2^\pm$  for  $P_1$  and  $P_2$  respectively are obtained as,

$$\lambda_1^+ = 3\sqrt{s - \frac{1}{2}} \quad \lambda_1^- = -3\sqrt{s - \frac{1}{2}}, \quad (47)$$

$$\lambda_2^+ = \frac{3^{1-s}\epsilon}{\alpha} \quad \lambda_2^- = 3^{1+s} \left(s - \frac{1}{2}\right) \alpha. \quad (48)$$

When  $s > 1/2$ , the eigenvalues,  $\lambda_1^+ > 0$  and  $\lambda_1^- < 0$  implying that  $P_1$  is a saddle point. On the other hand both  $\lambda_2^+$  and  $\lambda_2^-$  are positive, hence  $P_2$  is an unstable equilibrium point. The saddle character of  $P_1$ , indicates that the universe will continues to evolve from the decelerated epoch. But the unstable nature of  $P_2$  is not a good sign, since it indicates the unstable end de Sitter epoch. These details are tabulated in Table (2), where we have shown the values of the corresponding  $q$  factor also.

Critical points $\rightarrow$	$P_1$	$P_2$
$h$	0	$3^s \alpha$
$\omega$	0	-1
$q$	0.5	-1
$s > 1/2$	saddle	unstable

Table 2: Qualitative properties of the critical points  $P_1$  and  $P_2$ , when  $s \neq 1/2$

The exact solution for  $P_1$  when  $s > 1/2$  can be obtained by converting equation (42) in terms of  $H$ , through a simple integration we can get,

$$H = \frac{2}{3(1+\omega)t} \quad (49)$$

In the limit  $t \rightarrow 0$  the Hubble parameter  $H \rightarrow \infty$ . A further integration of the above equation gives the scale factor as,  $a \sim t^{\frac{2}{3(1+\omega)}}$ . The exact solutions at  $P_2$  are given as,

$$H = (3^s \alpha)^{\frac{1}{1-2s}} = \tilde{H}_0, \quad a = e^{\tilde{H}_0 t}. \quad (50)$$

These solutions are characterising the prior decelerated and de Sitter evolution of the bulk viscous universe in the late time expansion respectively.

## 4 Estimation of model parameters

To obtain sustainability of the proposed model, the parameters  $\alpha$ ,  $\epsilon$ ,  $\tilde{\Pi}_0$ , and  $H_0$  have estimated using the observational data on type Ia Supernovae. The model parameters are extracted using the  $\chi^2$  minimization method. The  $\chi^2$  function determines the goodness of fit of the present model to the data. We have used the ‘‘Union 2.1’’ SN Ia data, composed of 580 type Ia Supernovae data points [58].

The luminosity distance  $d_L$  in a flat universe is expressed as

$$d_L(z, \alpha, \epsilon, \tilde{\Pi}_0, H_0) = c(1+z) \int_0^z \frac{dz'}{H(z', \alpha, \epsilon, \tilde{\Pi}_0, H_0)}. \quad (51)$$

where  $H(z', \alpha, \epsilon, \tilde{\Pi}_0, H_0)$  is the Hubble parameter given in equation (17) and  $c$  is the speed of light. The theoretical distance moduli  $\mu_{th}$ , apparent magnitude  $m$ , absolute magnitude  $M$  and

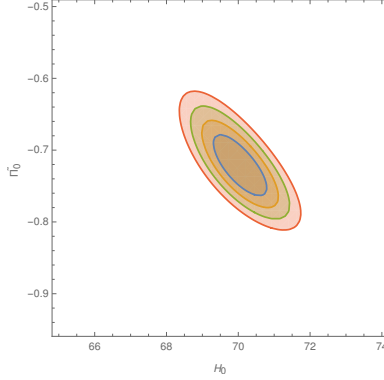


Figure 4: The confidence intervals for the model parameters  $H_0$  and  $\tilde{\Pi}_0$  in the present model. The contours corresponding to 68.3%, 95.4%, 99.73% and 99.99% probabilities as one move from inside.

luminosity distance  $d_L$  are related as

$$\mu_{th}(z, \alpha, \epsilon, \tilde{\Pi}_0, H_0) = m - M = 5 \log_{10} \left[ \frac{d_L(z, \alpha, \epsilon, \tilde{\Pi}_0, H_0)}{Mpc} \right] + 25. \quad (52)$$

The statistical  $\chi^2$  function corresponding to the present model is written as

$$\chi^2(\alpha, \epsilon, \tilde{\Pi}_0, H_0) = \sum_{i=1}^n \frac{[\mu_{th}(z, \alpha, \epsilon, \tilde{\Pi}_0, H_0) - \mu'_i]^2}{\sigma_i^2}, \quad (53)$$

where  $\mu'_i$  is the observational distance modulus obtained from the SNe Ia data set,  $n$  is the total number of data points,  $\sigma_i^2$  is the variance of the  $i^{th}$  measurement. The observational distance modulus  $\mu'_i$  is compared with  $\mu_{th}$  calculated from equation (52) for different values of  $z$ .

The best fit values of the model parameters are  $\alpha = 131.01$  and  $\epsilon = 1.64 \times 10^{-8}$  and parameters with  $1\sigma$  confidence to the  $\chi^2$  minimum, are given in Table (3), where  $\chi^2_{d.o.f.}$  is the  $\chi^2$  function per degrees of freedom and  $\chi^2_{d.o.f.} = \frac{\chi^2_{min}}{n-n'}$  where  $n = 580$ , is the number of data points and  $n' = 4$  is the number of parameters in the model. The confidence intervals for the model parameters  $H_0$  and  $\tilde{\Pi}_0$  is shown in figure. (4).

## 5 Conclusions

We analysed the evolution of the late universe with a viscous dissipative mechanism using the truncated version of the Israel-Stewart theory of relativistic bulk viscosity formalism. The



Parameters	Best estimated values
$\tilde{\Pi}_0$	$-0.72^{+0.04}_{-0.05}$
$H_0$ ( $kms^{-1}Mpc^{-1}$ )	$70.05^{+0.70}_{-0.65}$
$\chi_{min}^2$	562.23
$\chi_{d.o.f.}^2$	0.98

Table 3: The best estimated values of the model parameters are  $\alpha = 131.01$  and  $\epsilon = 1.64 \times 10^{-8}$  and parameters  $\tilde{\Pi}_0$  and  $H_0$  with  $1\sigma$  confidence to the  $\chi^2$  minimum.

causal IS theories, the full IS and its truncated version, introduce a finite relaxation time  $\tau$  as an additional parameter compared to the non-causal Eckart theory where the relaxation time is taken as zero. A non-zero positive value of  $\tau$  is essential for ensuring the causality condition. Among the causal theories, the full IS theory reduces to the truncated IS formalism (6) under the near equilibrium condition  $|\Pi| \ll \rho$ . However this does not alter the causality and stability conditions in the truncated theory. Hence, the truncated IS approach can be considered as an independent description of the bulk viscous pressure evolution. Some earlier authors have assumed such an independent status for these theories for describing the early inflation of the universe in dissipative models. The non-negative entropy production in the truncated version also supports its independent nature [12].

There exists different opinion in the literature regarding the possibility of the inflationary solution in the dissipative models and moreover, the possibility depends on whether one uses the full IS theory or the truncated version. Our main motivation is to search whether there exists any such dependence in extracting the possibilities of late acceleration in the dissipative models, on the nature of the dissipative theories like the truncated IS model or the full version of the IS theory or even the non-causal Eckart formalism. Earlier analyses of the bulk viscous models in the literature have shown that it is possible to obtain solutions to explain the late accelerating phase of the universe using both the Eckart formalism and the full IS theory. In the truncated version, we have derived analytical solutions for the late accelerating phase of the universe.

Even though these three formalisms could predict the late accelerating epoch driven by the negative pressure generated by the bulk viscosity, there exists strong differences between them. Our analysis has shown that the truncated model may appear to be more favoured by cosmological observations.

We have derived the Hubble parameter (17) of the universe obeying the truncated IS equation by assuming bulk viscosity and relaxation time of the form  $\xi = \alpha\rho^s$  and  $\tau = \frac{\alpha}{\epsilon\gamma(2-\gamma)}\rho^{s-1}$  respectively with the choice  $s = 1/2$ . Under the asymptotic limits the Hubble parameter behaves as  $H \sim a^{-3/2}$  as  $a \rightarrow 0$ , which corresponds to the early decelerating phase and  $H \sim \text{constant}$  as

$a \rightarrow \infty$ , corresponding to the pure end de Sitter epoch. The expansion profiles of the deceleration parameter and the equation of state parameter are found to be satisfying the respective asymptotic behaviours,  $q \rightarrow 0.5, \omega \rightarrow 0$  as  $a \rightarrow 0$  and  $q \rightarrow -1, \omega \rightarrow -1$  as  $a \rightarrow \infty$ . The implied transition from the prior decelerating epoch to the late acceleration is found to occurs at redshift around  $z_T \sim 0.73$ . So, the background expansion history of the universe in this truncated model is compatible with the current observation and predicts a pure de Sitter epoch as the end phase like the standard  $\Lambda$ CDM. However, we are more interested in comparing the results with the corresponding scenario with the full IS model and the Eckart theory.

Let us first compare the background evolution of the cosmological parameters in the truncated model with the other two models. Earlier studies on the full IS theory [19] have revealed that, the Hubble parameter assumes the form  $H \sim a^{-2.8}$  as  $a \rightarrow 0$ , while studies on the Eckart viscous model indicates that  $H \sim a^{-3.4}$  as  $a \rightarrow 0$  [16]. So in both these cases, the Hubble parameter decreases comparatively slower than in the case of ordinary matter dominated case. Consequently, the state of the cosmic component might be different from that of ordinary dark matter. In the same references, the equation of state of the viscous matter can be calculated for the same condition as,  $\omega \rightarrow 0.88$  with a corresponding deceleration factor  $q \rightarrow 1.83$  for the full IS model, and in the Eckart viscous model, the parameters obtained as  $\omega \rightarrow 1.3$  with  $q \rightarrow 2.4$ . So the viscous matter in the prior decelerated epoch in both the full IS model and the Eckart model has stiff nature. Compared to these two, as per our analysis, the truncated model predicts a prior decelerated epoch with the equation of state  $\omega = 0$  corresponding to a deceleration parameter of  $q = 0.5$ . Let us now contrast the truncated model with the other models corresponding to the future asymptotic limit as  $a \rightarrow \infty$ . In this limit the full causal model predicts a quintessence behaviour with  $H \sim a^{-0.2}$ ,  $q \rightarrow -0.82$  and  $\omega \rightarrow -0.88$  i.e., an ever decreasing nature for the Hubble parameter, while  $H \sim \text{constant}$  in the Eckart model, which represents the de Sitter evolution. In the truncated model the evolution corresponds to a pure de Sitter epoch with  $q \rightarrow -1, \omega \rightarrow -1$ . So compared to both the Eckart model, and the full IS model the truncated model predicts a similar evolution of the universe as that in the case of the standard  $\Lambda$ CDM model. But unlike in the  $\Lambda$ CDM, we don't need any fictitious dark energy instead, the acceleration is now generated by the more physical viscosity associated with the matter sector.

Our study pointed out a good adaptability of the truncated IS model in explaining the late accelerated expansion of the universe. A major reason for the reasonable behaviour of the truncated model is lying in value of the parameter  $\epsilon$  the causality parameter. This parameter determines the speed perturbations as  $c_b^2 = \epsilon(2 - \gamma)$ . For  $\gamma = 1$  we have  $c_b^2 = \epsilon$ , i.e. the causality parameter  $\epsilon$  is account for  $c_b^2$ . We extracted this parameter using the supernovae type Ia data as  $\epsilon \sim 1.64 \times 10^{-8}$ . In contrary, the best fit value in full IS viscous model is  $\epsilon \sim 0.39$  [19]. The extremely small value that we have extracted for  $\epsilon$  is coinciding with the upper limit of the range of this parameter  $10^{-11} \ll \epsilon (= c_b^2) \leq 10^{-8}$  obtained in reference [22]. Another plus point is the age prediction in the truncated model, a difficulty related to the prediction of the age of

the universe come across in the Eckart and the full IS viscous models are successfully sorted out in the present truncated viscous model. In the present model, the deduced age of the universe is around 13.76 Gyr for the best estimated values of parameters. Obviously, the predicted age is consistent with the recent observations [53].

The dynamical system analysis of the truncated model, for the choice  $s = 1/2$ , elucidates that the future de Sitter phase will be a stable equilibrium point while the early decelerated phase is an unstable equilibrium. So, we could affirm that the universe is evolving towards a stable equilibrium state. We further extended the phase space analysis for the choice of  $s \neq 1/2$ . When  $s < 1/2$  the solutions are failing to explain the standard evolution of the universe, and hence we have ruled out this choice in explaining the model. While  $s > 1/2$ , the early decelerated phase is saddle point and the future de Sitter epoch will be an unstable equilibrium point. Therefore an evolution towards stable equilibrium could not be achieved in this choice. Even though the full IS model, with  $s = 1/2$ , gives a stable end epoch, but it is of quintessence nature, and with  $s > 1/2$  it also yields an unstable de Sitter equilibrium endpoint.

In conclusion, our investigation on the truncated IS viscous model, for the choice  $s = 1/2$  is consistent with the cosmological observations, it predicts a prior decelerated epoch  $q = 0.5$ ,  $\omega = 0$  and which further evolves to a stable pure de Sitter phase. Also, prediction of age of the universe from this model is compatible with the observational values than that of the other viscous models, viz. the Eckart and the full IS model.

## References

- [1] C. Eckart, Phys. Rev. **58** 919 (1940)
- [2] A. A. Coley and R. J. van den Hoogen, Class. Quantum Grav. **12** 1977 (1995)
- [3] W. Israel, Ann. Phys. (N. Y.) **100** 310 (1976)
- [4] W. A. Hiscock, L. Lindblom, Phys. Rev. D **31** 725 (1985)
- [5] A. Avelino, U. Nucamendi, JCAP **04** 006 (2009)
- [6] W. Israel and J. M. Stewart, Annals Phys. **118** 341 (1979)
- [7] W. Israel and J. M. Stewart, Proc. Roy. Soc. Lond. A **365** 43 (1979)
- [8] W. A. Hiscock and L. Lindblom, Ann. Phys. (N.Y.) **151** 466 (1983)
- [9] W.A. Hiscock and J. Salmonson, Phys. Rev. D **43**, 3249 (1991)
- [10] D. Pavon, J. Bafaluy, and D. Jou, Class. Quantum Grav. **8**, 347 (1991)

- [11] M. Zakari and D. Jou, Phys. Rev. D 48, 1597 (1993)
- [12] R. Maartens, Class. Quantum Grav. **12** 1455 (1995)
- [13] W. Zimdahl, Phys. Rev. D **53** 5483 (1996)
- [14] Di Prisco A, Herrera L and Ibanez J, Phys. Rev. D. **63** 023501 (2000)
- [15] Romano V. V. and D. Pavon, Phys. Rev D **50** 2572 (1994)
- [16] Athira Sasidharan, Titus K. Mathew, Eur. Phys. J. C. **75** 348 (2015)
- [17] Athira Sasidharan, Titus K. Mathew, JHEP **06** 138 (2016)
- [18] Jerin Mohan N D, Athira Sasidharan and Titus K. Mathew, Euro. Phys. J. C. **77** 849 (2017)
- [19] Jerin Mohan N D, Krishna P B, Athira Sasidharan, Titus K. Mathew, Class. Quantum Grav. **37** 075007 (2020)
- [20] J. Gariel and G. Le Denmat, Phys. Rev. D 50, 2560 (1994)
- [21] Pavon D, Jou D, Casas-Vazquez, AIHPA, **36** 79 (1982)
- [22] O. F. Piattella, J. C. Fabris and W. Zimdahl, JCAP, **05** 029 (2011)
- [23] E. J. Copeland, M. Sami, S. Tsujikawa, Int. J. Mod. Phys. D. **15** 1753 (2006)
- [24] S. Weinberg, Astrophys. J **168** 175 (1971)
- [25] M. A. Schweizer, Astrophys. J **258** 798 (1982)
- [26] N. Udey and W. Israel, Mon. Not. R. Astron. Soc. **199** 1137 (1982)
- [27] W. Zimdahl, Mon. Not. R. Astron. Soc. **280** 1239 (1996)
- [28] G.L. Murphy, Phys. Rev. D **8** 4231 (1973)
- [29] N. Turok, Phys. Rev. Lett. **60** 549 (1988)
- [30] W. Zimdahl and D. Pavon, Phys. Lett. A **175** 57 (1993)
- [31] A. G. Riess et al., [Supernova Search Team collaboration], Astron. J. **116** 1009 (1998)
- [32] S. Perlmutter et al., [Supernova Cosmology Project collaboration], Astrophys. J. **517** 565 (1999)
- [33] A. Avelino, U. Nucamendi, JCAP **08** 009 (2010)

- [34] N. Cruz, E. Gonzalez, G. Palma, *Gen. Relativ. Gravit.* **52** 62 (2020)
- [35] N. Cruz, E. Gonzalez, G. Palma, 2019 *arXiv:1906.04570*
- [36] Dmitry Shogin, Per Amund Amundsen, Sigbjorn Hervik, *Class. Quantum Grav.* **32** 195012 (2015)
- [37] Dmitry Shogin, Per Amund Amundsen, *Class. Quantum Grav.* **33** 205009 (2016)
- [38] I. Brevik, S. Nojiri, gr-qc 1901.00767
- [39] Jitesh R. Bhatt, Arvind Kumar Mishra, and Alekha C. Nayak, *Phys. Rev. D*, **100**, 063539,(2019)
- [40] Arvind Kumar Mishra, *JCAP* **05** 034 (2020)
- [41] Anand S, Chaubal P, Mazundar A and Mohanty S, *J. Cosmol. Astropart. Phys*, **11** 005 (2017)
- [42] B. P. Abbott et al. [LIGO Scientific and Virgo Collaborations], *Phys. Rev. Lett.* **116** 241103 (2016)
- [43] B. P. Abbott et al. [LIGO Scientific and VIRGO Collaborations], *Phys. Rev. Lett.* **118** 221101 (2017)
- [44] J. D. Bowman, A. E. E. Rogers, R. A. Monsalve, T. J. Mozdzen and N. Mahesh, *Nature*, 555(7694), 67, (2018)
- [45] I. Brevik, O. Green, J. de Haro, S. D. Odintsov and E. N. Saridakis, *Int. Nat. J. Mod. Phys. D* **26** 1730024 (2017)
- [46] U. A. Belinskii and I. M. Khalatnikov, *Zh. Eksp. Teor. Fiz.* 70, 397 (1976) [*Sov. Phys. JETP* 43, 205 (1976)].
- [47] U. A. Belinskii and I. M. Khalatnikov, *Zh. Eksp. Teor. Fiz.* 72, 3 (1977) [*Sov. Phys. JETP* 45, 1 (1977)]
- [48] W. Zimdahl, *Phys. Rev. D* **53**, 5483 (1996)
- [49] R. Maartens, arXiv:astro-ph/9609119, (1996)
- [50] L. P. Chimento, A. S. Jacubi, *Class. Quantum Grav.* **14** 1811 (1997)
- [51] U. Alam, V. Sahini, A. A. Starobinsky, *JCAP* **0406** 008 (2004)

- [52] E. Carretta et. al., *Astrophys. J.* **533** 215 (2000)
- [53] Planck collaboration 2018: N. Aghanim et al, *Astro. and Astrophys.*, **641** A1 (2020)
- [54] E. Komatsu et al, WMAP Collaboration, *Astrophys. J. Suppl.* **192** 18 (2011)
- [55] L P Chimanto, M G Richarte, *Phys. Rev. D* **84**, 123507 (2011)
- [56] Wainwright J and Ellis G F R, 1997, *Dynamical Systems in Cosmology* (Cambridge: Cambridge University Press)
- [57] A Awad, W El Hanafy, G G L Nashed, Emmanuel N Saridakis, *JCAP* **02** 052 (2018)
- [58] N Suzuki et al, *Ap. J* 746 85 (2012)