

Learning interaction kernels in mean-field equations of 1st-order systems of interacting particles

Quanjun Lang, Fei Lu

Abstract

We introduce a nonparametric algorithm to learn interaction kernels of mean-field equations for 1st-order systems of interacting particles. The data consist of discrete space-time observations of the solution. By least squares with regularization, the algorithm learns the kernel on data-adaptive hypothesis spaces efficiently. A key ingredient is a probabilistic error functional derived from the likelihood of the mean-field equation's diffusion process. The estimator converges, in a reproducing kernel Hilbert space and in an L2 space under an identifiability condition, at a rate optimal in the sense that it equals the numerical integrator's order. We demonstrate our algorithm on three typical examples: the opinion dynamics with a piecewise linear kernel, the granular media model with a quadratic kernel, and the aggregation-diffusion with a repulsive-attractive kernel.

Contents

1	Introduction	2
2	Inference of the interaction kernel	3
2.1	The error functional and estimator	4
2.2	Basis functions for the hypothesis space	8
2.3	Regularization	9
2.4	Optimal dimension of the hypothesis space	10
2.5	The algorithm	10
3	Convergence of the estimator in mesh size	10
3.1	Error bounds for the estimator	11
3.2	Numerical error in the normal equation	12
4	Numerical examples	14
4.1	Numerical settings	14
4.2	Cubic potential	16
4.3	Opinion dynamics	17
4.4	The repulsion-attraction potential	19
5	Conclusion and future work	20
A	Appendix: errors in the numerical integrations	21

1 Introduction

We study the inverse problem of estimating the radial interaction kernel ϕ of the mean-field equation

$$\begin{aligned} \partial_t u &= \nu \Delta u + \nabla \cdot [u(K_\phi * u)], x \in \mathbb{R}^d, t > 0, \\ u(x, t) &\geq 0, \quad \int_{\mathbb{R}^d} u(x, t) dx = 1, \quad \forall x, t, \end{aligned} \quad (1.1)$$

from observations of a solution at a sparse mesh in space-time. For simplicity, we assume that the domain $\Omega := \bigcup_{t \in [0, T]} \text{supp}(u(\cdot, t)) \subset \mathbb{R}^d$ is bounded with smooth boundary. Then $\partial_t u|_{\partial\Omega} = 0, \nabla_x u|_{\partial\Omega} = 0$. Here $\nu > 0$ is a given viscosity constant and $K_\phi : \mathbb{R}^d \rightarrow \mathbb{R}^d$ is the gradient of the *radial interaction potential* Φ , whose derivative ϕ is called the *interaction kernel*,

$$K_\phi(x) = \nabla(\Phi(|x|)) = \phi(|x|) \frac{x}{|x|}, \text{ with } \phi(r) = \Phi'(r).$$

We denote $K_\phi * u(x, t) = \int_{\Omega} K_\phi(x - y) u(y, t) dy$. Since only the derivative of the potential Φ affects the equation, we assume, without loss of generality, that the potential satisfies $\Phi(0) = 0$.

Equation (1.1) is the mean-field limits of the 1st-order stochastic interacting particle system

$$\frac{d}{dt} X_t^i = \frac{1}{N} \sum_{i'=1}^N \phi(|X_t^j - X_t^{i'}|) \frac{X_t^j - X_t^{i'}}{|X_t^j - X_t^{i'}|} + \sqrt{2\nu} dB_t^i, \quad \text{for } i = 1, \dots, N \quad (1.2)$$

when $N \rightarrow \infty$, where X_t^i represents the i -th particle's position (or agent's opinion), and B_t^i is a standard Brownian motion. Such systems arise in many disciplines: particles or molecules in microscopic models in statistical physics and quantum mechanics [11] and in granular media [25], cells [15, 10, 3] and neural networks [1] in biology, opinions of agents in social science [26], and in Monte Carlo sampling [8], to name just a few, and we refer to [26, 13] for the considerable literature.

Motivated by these applications, there has been increasing interest in the inverse problem of estimating the interaction kernel (or the interaction potential) of the mean-field equation. However, except for ideal situations in physics, little information on the interaction kernel is available, which may vary largely from smooth functions in granular media [5] to piece-wise constant function in opinion dynamics [26] or singular kernel in the Keller-Segel model [3]. Thus, it is crucial to develop new methods beyond parametric estimation (see e.g., [9]). Towards this direction, recent efforts [2, 22, 20, 21, 31] estimate the kernel by nonparametric regression for systems with finitely many particles from multiple trajectories. For large systems, data of trajectories of all particles are often unavailable, instead, it is practical to consider data consisting of a macroscopic concentration density of the particles, i.e., the solution of the mean-field equation.

We introduce a nonparametric scalable learning algorithm (see Algorithm 1) to estimate the interaction kernel ϕ from data with a performance guarantee. The algorithm learns ϕ on a data-adaptive hypothesis space by least squares with regularization. A key ingredient is a probabilistic error functional derived from the likelihood of the diffusion process whose Fokker-Planck equation is the mean-field equation (see Theorem 2.1). The error functional is quadratic, thus we can compute its minimizer by least squares. Furthermore, it does not require spatial derivatives, thus it is suitable for discrete data (see $\mathcal{E}_{M,L}$ in (2.16)).

Our estimator converges as the space-time mesh size decreases, in a proper function space, at a rate optimal in the sense that it is almost the same as the order of the numerical integrator evaluating our error functional from data. More precisely, with space dimension $d = 1$, we consider data consisting of a solution observed on space-time mesh: $\{u(x_m, t_l)\}_{m,l=1}^{M,L}$, where $x_m - x_{m-1} = \Delta x$ and $t_l - t_{l-1} = \Delta t$. Denote \mathcal{H} a hypothesis space with dimension n and denote $\hat{\phi}_n$ the projection

of ϕ on it. Our estimator $\hat{\phi}_{n,M,L}$ in (2.20), based on Riemann sum approximation to integrals in the Error functional, converges as $(\Delta x, \Delta t)$ decreases (see Theorem 3.5),

$$\|\hat{\phi}_{n,M,L} - \hat{\phi}_n\|_{\mathbb{H}} \leq C(\Delta x + \Delta t),$$

where the function space \mathbb{H} is either a reproducing kernel Hilbert space or a weighted L^2 space, assuming suitable identifiability conditions and regularity on the solution. The order is the same as the order of the Riemann sum approximation, and it can be improved by using a high-order integrator. We further consider the optimal rate of convergence when $\Delta t = 0$ and $\Delta x \rightarrow 0$, assuming that we can enlarge the hypothesis space \mathcal{H} to control the approximation error by $\|\hat{\phi}_n - \phi\|_{\mathbb{H}} \lesssim n^{-s}$ with $s \geq 1$. With an optimal n for the trade-off between inference error and the approximation error,

$$\|\hat{\phi}_{n,M,\infty} - \phi\|_{\mathbb{H}} \leq \underbrace{\|\hat{\phi}_{n,M,\infty} - \hat{\phi}_n\|_{\mathbb{H}}}_{\text{inference error}} + \underbrace{\|\hat{\phi}_n - \phi\|_{\mathbb{H}}}_{\text{approximation error}} \lesssim (\Delta x)^{\alpha s/(s+1)}, \quad (1.3)$$

where α denotes the order of the numerical integrator (see Theorem 3.7). That is, we achieve a rate of convergence $(\Delta x)^{\alpha s/(s+1)}$, optimal in the sense that it is the same as the numerical integrator when the kernel is smooth (i.e., $s \rightarrow \infty$).

We demonstrate the efficiency of the algorithm on three typical examples: the opinion dynamics with a piecewise linear potential (Section 4.3), the granular media model with a cubic potential (Section 4.2), and the aggregation-diffusion with a repulsive-attractive potential (Section 4.4). In each of these examples, our algorithm leads to accurate estimators that can reproduce highly accurate solutions and free energy. For the cubic potential, which is smooth, our estimator achieves the optimal rate of convergence. For non-smooth piecewise linear potential and the singular repulsive-attractive potential, our estimator converges at sub-optimal rates.

The remainder of the paper is organized as follows. We present the learning algorithm in Section 2, where we introduce the error functional and the estimator, discuss the choice of basis functions for the hypothesis space, provide practical guidance on regularization and selection of optimal dimension. Section 3 studies the rate of convergence of the estimator when the space mesh size decreases, with the technical proofs postponed in Appendix A. Numerical examples in Sections 4 demonstrate the accuracy of our algorithm on three examples with different types of kernels. We discuss the limitations this study and directions for future research in Section 5.

Notation We will use the notations in Table 1. We denote by $\|\cdot\|_{\infty}$ and $\|\cdot\|_{k,\infty}$ the L^{∞} norm and the $W^{k,\infty}$ norm, respectively, on the corresponding domains. For example, $\|u\|_{\infty}$ and $\|u\|_{1,\infty}$ denote the $L^{\infty}(\Omega \times [0, T])$ and $W^{1,\infty}(\Omega \times [0, T])$ norms,

$$\|u\|_{\infty} = \sup_{x \in \Omega, t \in [0, T]} |u(x, t)|, \quad \|u\|_{1,\infty} = \|\nabla_{x,t} u\|_{\infty} + \|u\|_{\infty}.$$

Similarly, $\|\phi\|_{\infty}$ and $\|\phi\|_{k,\infty}$ denote the $L^{\infty}(\text{supp}(\bar{\rho}_T))$ and $W^{k,\infty}(\text{supp}(\bar{\rho}_T))$ norms, respectively.

2 Inference of the interaction kernel

We introduce an efficient scalable algorithm estimating the interaction kernel by least squares in a nonparametric fashion. The key is a probabilistic error functional, which is the expectation of the negative likelihood ratio of the diffusion process described by the mean-field equation. Our estimator, the minimizer of the error functional, is then an extension of the maximal likelihood estimator (MLE). Remarkably, we can compute the estimator and the error functional without using any spatial derivative of the solution, allowing us to recover the interaction kernel from sparse data. We also discuss the function space of learning, the choice of basis functions and selection of dimension for the hypothesis space, and regularization.

Table 1 Notations

Notation	Description
ϕ and Φ	true interaction kernel and potential, $\phi = \Phi'$
ψ and Ψ'	a generic interaction kernel and potential, $\psi = \Psi'$
$K_\psi(x) = \psi(x)\frac{x}{ x }$	interaction kernel with kernel ψ
$x \cdot y$	the inner product between vector x, y
$\ \cdot\ _\infty$ and $\ \cdot\ _{k,\infty}$	the L^∞ norm and $W^{k,\infty}$ norms, $k \geq 1$
$L^2(\bar{\rho}_T)$	L2 space with $\bar{\rho}_T$ in (2.2)
$\mathcal{H} = \text{span}\{\phi_i\}_{i=1}^n$	hypothesis space with basis functions ϕ_i
$\mathcal{E}_{M,L}(\psi)$	error functional in (2.16), from data $\{u(x_m, t_l)\}_{m,l=0}^{M,L}$
$\hat{\phi}_{n,M,L}$	estimator: minimizer of $\mathcal{E}_{M,L}$ on \mathcal{H}

2.1 The error functional and estimator

Suppose first that the data is a continuous space-time solution u on $[0, T]$, we derive an error functional from the likelihood of the diffusion process $(\bar{X}_t, t \in [0, T])$ described by the mean-field equation. More precisely, Eq.(1.1) is the Fokker-Planck equation (or the Kolmogorov forward equation) of the following nonlinear stochastic differential equation

$$\begin{cases} d\bar{X}_t = -K_\phi * u(\bar{X}_t, t)dt + \sqrt{2\nu}dB_t, \\ \mathcal{L}(\bar{X}_t) = u(\cdot, t), \end{cases} \quad (2.1)$$

for $t \geq 0$. Here $\mathcal{L}(\bar{X}_t)$ denotes the probability density of \bar{X}_t if u is a regular solution, or the probability measure of \bar{X}_t if u is a distribution solution, depending on the initial condition and the admissible set of the interaction kernel. In either case, we can write the convolution as

$$K_\phi * u(\bar{X}_t, t) = \mathbb{E}[K_\phi(\bar{X}_t - \bar{X}'_t) \mid \bar{X}_t] = \mathbb{E}[\phi(|\bar{X}_t - \bar{X}'_t|) \frac{\bar{X}_t - \bar{X}'_t}{|\bar{X}_t - \bar{X}'_t|} \mid \bar{X}_t],$$

where \bar{X}'_t is an independent copy of \bar{X}_t .

We start from the ambient function space for the interaction kernel: $L^2(\bar{\rho}_T)$, where $\bar{\rho}_T$ is the average-in-time distribution of $|\bar{X}'_t - \bar{X}_t|$ (denoted by ρ_t) on $[0, T]$:

$$\bar{\rho}_T(dr) := \frac{1}{T} \int_0^T \rho_t(dr)dt, \quad \rho_t(dr) := \mathbb{E}[\delta(|\bar{X}'_t - \bar{X}_t| \in dr)]. \quad (2.2)$$

Note that $\bar{\rho}_T$ depends on the initial distribution $u(\cdot, 0)$ and the true interaction kernel ϕ . We point out that the measure $\bar{\rho}_T$ is different from the empirical measure of pairwise distances in particle systems [22, 21, 19], because \bar{X}_t and \bar{X}'_t are independent copies and are no longer interacting particles. However, in view of inference, the high probability region of $\bar{\rho}_T$ is where $|\bar{X}_t - \bar{X}'_t|$ explores the interaction kernel the most, as such, the natural function space of inference is $L^2(\bar{\rho}_T)$. Also, the space $L^2(\bar{\rho}_T)$ ensures that our error functional below is well-defined.

Theorem 2.1 (Error functional). *Let u be a solution to (1.1) on $[0, T]$ with interaction kernel ϕ . Let $\psi \in L^2(\bar{\rho}_T)$ with $\bar{\rho}_T$ in (2.2), $\Psi(r) = \int_0^r \psi(s)ds$ and $K_\psi(x) = \nabla \Psi(|x|)$. The error functional*

$$\mathcal{E}(\psi) := \frac{1}{T} \int_0^T \int_{\mathbb{R}^d} \left[|K_\psi * u|^2 u + 2\partial_t u(\Psi * u) + 2\nu \nabla u \cdot (K_\psi * u) \right] dx dt \quad (2.3)$$

is the expectation of the average-in time negative log-likelihood of the process \bar{X}_t in (2.1). Furthermore, if $\psi \in W^{1,\infty}$, we can replace the integrand $\nabla u \cdot (K_\psi * u)$ by $-u(\Delta \Psi * u)$.

Proof. We denote by \mathcal{P}_ϕ the law of the process (\bar{X}_t) on the path space with initial condition $\bar{X}_0 \sim u(\cdot, 0)$, with the convention that \mathcal{P}_0 denotes the Winner measure. Then, the negative log-likelihood ratio of a trajectory $\bar{X}_{[0,T]}$ from \mathcal{P}_ψ relative to \mathcal{P}_ϕ is (see e.g., [17, Section 1.1.4] or [14, Section 3.5])

$$\mathcal{E}_{\bar{X}_{[0,T]}}(\psi) = -\log \frac{d\mathcal{P}_\psi}{d\mathcal{P}_\phi}(\bar{X}_{[0,T]}) = \frac{1}{T} \int_0^T (|K_\psi * u(\bar{X}_t)|^2 dt - 2\langle K_\psi * u(\bar{X}_t), d\bar{X}_t \rangle), \quad (2.4)$$

where $\frac{d\mathcal{P}_\psi}{d\mathcal{P}_\phi}$ is the Radon-Nikodym derivative.

Taking expectation and noting that $d\bar{X}_t = K_\phi * u(\bar{X}_t)dt + \sqrt{2\nu}dB_t$, we obtain

$$\begin{aligned} \mathbb{E}\mathcal{E}_{\bar{X}_{[0,T]}}(\psi) &= \frac{1}{T} \int_0^T \mathbb{E} [|K_\psi * u(\bar{X}_t)|^2 - 2K_\psi * u(\bar{X}_t) \cdot K_\phi * u(\bar{X}_t)] dt. \\ &= \frac{1}{T} \int_0^T \int_{\mathbb{R}^d} [|K_\psi * u|^2 u - 2u(K_\phi * u) \cdot (K_\psi * u)] dx dt \end{aligned} \quad (2.5)$$

in which we used that the fact that for any $\psi, \phi \in L^2(\bar{\rho}_T)$ (recalling that $u(\cdot, t)$ is the law of \bar{X}_t),

$$\mathbb{E}[K_\psi * u(\bar{X}_t) \cdot K_\phi * u(\bar{X}_t)] = \int_{\mathbb{R}^d} u(K_\phi * u) \cdot (K_\psi * u) dx.$$

Noticing that $K_\psi * u = \nabla \Psi * u = \nabla(\Psi * u)$ for any $\psi = \Psi'$ and using (1.1), we have

$$\begin{aligned} &\int_0^T \int_{\mathbb{R}^d} u(K_\phi * u) \cdot (K_\psi * u) dx dt = \int_0^T \int_{\mathbb{R}^d} u(K_\phi * u) \cdot (\nabla \Psi * u) dx dt \\ &= - \int_0^T \int_{\mathbb{R}^d} (\nabla \cdot [u(K_\phi * u)]) \Psi * u dx dt \quad (\text{by integration by parts}) \\ &= - \int_0^T \int_{\mathbb{R}^d} (\partial_t u - \nu \Delta u)(\Psi * u) dx dt \quad (\text{by Equation (1.1)}) \\ &= - \int_0^T \int_{\mathbb{R}^d} \partial_t u(\Psi * u) dx dt - \nu \int_0^T \int_{\mathbb{R}^d} \nabla u \cdot (K_\psi * u) dx dt, \quad (\text{integration by parts}). \end{aligned} \quad (2.6)$$

Combining (2.5), (2.6) and (2.3), we obtain

$$\mathbb{E}\mathcal{E}_{\bar{X}_{[0,T]}}(\psi) = \frac{1}{T} \int_0^T \int_{\mathbb{R}^d} [|K_\psi * u|^2 u - 2u(K_\phi * u) \cdot (K_\psi * u)] dx dt = \mathcal{E}(\psi). \quad (2.7)$$

At last, from integration by parts, we can replace the integrand $\nabla u \cdot (K_\psi * u)$ by $-u(\Delta \Psi * u)$ if $\psi \in W^{1,\infty}$. \square

To simplify the notation, we introduce the following bilinear form: for any $\phi, \psi \in \mathcal{H}$,

$$\begin{aligned} \langle\langle \phi, \psi \rangle\rangle_{\bar{G}_T} &:= \frac{1}{T} \int_0^T \int_{\mathbb{R}^d} (K_\phi * u) \cdot (K_\psi * u) u(x, t) dx dt \\ &= \frac{1}{T} \int_0^T \int_{\mathbb{R}^d} \int_{\mathbb{R}^d} K_\phi(y) \cdot K_\psi(z) \int_{\mathbb{R}^d} u(x-y, t) u(x-z, t) u(x, t) dx dy dz dt \\ &= \int_{\mathbb{R}^+} \int_{\mathbb{R}^+} \phi(r) \psi(s) \bar{G}_T(r, s) dr ds, \end{aligned} \quad (2.8)$$

where the kernel $\bar{G}_T(r, s)$, obtained by a change of variables to polar coordinates, is

$$\bar{G}_T(r, s) = \frac{1}{T} \int_0^T \int_{\mathbb{S}^{d-1}} \int_{\mathbb{S}^{d-1}} \int_{\mathbb{R}^d} \xi \cdot \eta (rs)^{d-1} u(x - r\xi, t) u(x - s\eta, t) u(x, t) dx d\xi d\eta dt. \quad (2.9)$$

Here \mathbb{S}^{d-1} denotes the unit sphere in \mathbb{R}^d . We prove in [18] that \overline{G}_T is symmetric positive semi-positive definite. Thus, $\langle\langle \cdot, \cdot \rangle\rangle_{\overline{G}_T}$ is the inner product of the reproducing kernel Hilbert space (RKHS), denoted by $H_{\overline{G}_T}$ with \overline{G}_T as reproducing kernel.

Then, we can write the error functional, in view of (2.7), as

$$\mathcal{E}(\psi) = \langle\langle \psi, \psi \rangle\rangle_{\overline{G}_T} - 2 \langle\langle \psi, \phi \rangle\rangle_{\overline{G}_T} = \langle\langle \psi - \phi, \psi - \phi \rangle\rangle_{\overline{G}_T} - \langle\langle \phi, \phi \rangle\rangle_{\overline{G}_T}. \quad (2.10)$$

That is, the error functional is the square of the RKHS norm of $\psi - \phi$, minus a constant that is the square of the RKHS norm of the true kernel. Thus, the convergence of the error functional leads to convergence of the estimator. Furthermore, it is quadratic, so we can compute its minimizer on a finite-dimensional hypothesis space by least squares.

Theorem 2.2 (Estimator). *For any space $\mathcal{H} = \text{span}\{\phi_i\}_{i=1}^n \subset L^2(\overline{\rho}_T)$ such that the normal matrix A in (2.12) is invertible, the unique minimizer of the error functional \mathcal{E} on \mathcal{H} is given by*

$$\hat{\phi}_n = \sum_{i=1}^n \hat{c}_i \phi_i, \text{ with } \hat{c} = A^{-1}b. \quad (2.11)$$

where the normal matrix A and vector b are given by

$$A_{ij} = \langle\langle \phi_i, \phi_j \rangle\rangle_{\overline{G}_T} = \frac{1}{T} \int_0^T \int_{\mathbb{R}^d} (K_{\phi_i} * u) \cdot (K_{\phi_j} * u) u(x, t) dx dt, \quad (2.12)$$

$$b_i = \langle\langle \phi, \phi_i \rangle\rangle_{\overline{G}_T} = -\frac{1}{T} \int_0^T \int_{\mathbb{R}^d} [\partial_t u \Phi_i * u - \nu \nabla u \cdot (K_{\phi_i} * u)] dx dt, \quad (2.13)$$

where $\Phi_i(r) = \int_0^r \phi_i(s) ds$. Again, we can replace $-\nabla u \cdot (K_{\phi_i} * u)$ by $u((\nabla \cdot K_{\phi_i}) * u)$ if $\phi_i \in W^{1,\infty}$.

Remark 2.3. We set $\Phi_i(0) = 0$ for the anti-derivative of ϕ_i for simplicity. In general, the constant $\Phi_i(0)$ does not affect the integral $\int_0^T \int_{\mathbb{R}^d} \partial_t u \Phi_i * u dx dt$ in (2.13), because for any constant c , we have $c * u = c$ and $\int_0^T \int_{\mathbb{R}^d} \partial_t u c dx dt = c \int_{\mathbb{R}^d} u(x, 0) - u(x, T) dx = c - c = 0$.

Proof. Recall that with the bilinear form (2.8), the error functional can be written as (2.10). Denote for each $\psi \in \mathcal{H}$ by $\psi = \sum_{i=1}^n c_i \phi_i$. We can now write the error functional on \mathcal{H} as,

$$\mathcal{E}(\psi) = \mathcal{E}(c) = c^\top A c - 2b^\top c, \quad (2.14)$$

where A is given by (2.12) and b are given by

$$\begin{aligned} b_i &= \langle\langle \phi, \phi_i \rangle\rangle_{\overline{G}_T} = \frac{1}{T} \int_0^T \int_{\mathbb{R}^d} (K_\phi * u) \cdot (K_{\phi_i} * u) u(x, t) dx dt \\ &= -\frac{1}{T} \int_0^T \int_{\mathbb{R}^d} (\partial_t u - \nu \Delta u) (\Phi_i * u) dx dt \\ &= -\frac{1}{T} \int_0^T \int_{\mathbb{R}^d} \partial_t u (\Phi_i * u) dx dt - \nu \frac{1}{T} \int_0^T \int_{\mathbb{R}^d} \nabla u \cdot (K_{\phi_i} * u) dx dt, \end{aligned}$$

where in the last equality, we used integration by parts to get rid of $\nu \Delta u$. Applying integration by part again to $\int_{\mathbb{R}^d} \nabla u \cdot (K_{\phi_i} * u)$ and note that $\nabla(K_{\phi_i} * u) = (\nabla \cdot K_{\phi_i}) * u$, we obtain (2.13).

Since the error functional is quadratic, the minimizer can be given explicitly by (2.11). \square

Remark 2.4. The normal matrix's invertibility depends on the basis functions $\{\phi_i\}_{i=1}^n$ of \mathcal{H} . It is the identity matrix when the basis functions are orthonormal in the RKHS of \overline{G}_T . When the basis functions are orthonormal in $L^2(\overline{\rho}_T)$, its smallest eigenvalue is the smallest eigenvalue of the integral operator with kernel \overline{G}_T on \mathcal{H} (see Proposition 3.4). Thus, to make the normal matrix invertible, we need a coercivity condition in Definition 3.3.

Remark 2.5 (The PDE discrepancy error functional). *Our error functional in (2.3) has two advantages over the PDE discrepancy error functional*

$$\mathcal{E}_0(\psi) = \int_0^T \int_{\mathbb{R}^d} |\nabla \cdot (u(K_\psi * u)) - g|^2 dx dt.$$

where $g = \partial_t u - \nu \Delta u$. First, it requires the derivatives ∇u and Δu , because the integration by parts does not apply. Second, our error functional makes sufficient use that $u(\cdot, t)$ is a probability density so that its components are expectations, allowing for Monte Carlo approximations.

Estimator from discrete data When data are discrete in space-time, we approximate the integrals in the estimator and the error functional by numerical integrators. For simplicity, we consider only data on a regular mesh for $d = 1$ and use the Euler scheme. In practice, we could use higher-order numerical methods for the integration and convolution, for instance, the trapezoid method for the integrals and Fourier transform for the convolution. Note also that these integrations are expectations, so in general, particularly for high dimensional cases, the data can also be independent samples of the distribution, and we approximate the integrations by the empirical mean.

Suppose that the data are $\{u(x_m, t_l)\}_{m,l=1}^{M,L}$, with $t_l = l\Delta t$ for $L = T/\Delta t$ and with $\{x_m\}_{m=1}^M$ being a uniform mesh of Ω with length/area Δx .

From these data, we approximate all the integrals by Euler scheme. We approximate $\bar{\rho}_T$ in (2.2) by its the empirical measure:

$$\rho_L^M(dr) = \frac{1}{L} \sum_{l=1}^L \sum_{m,m'=1}^M u(x_m, t_l) u(x_{m'}, t_l) \delta_{|x_m - x_{m'}|}(r) dr. \quad (2.15)$$

With basis functions $\{\phi_i\}$ and $\psi = \sum_{i=1}^n c_i \phi_i$, we approximate the error functional in (2.14) by

$$\mathcal{E}_{M,L}(\psi) = \mathcal{E}_{M,L}(c) = c^\top A_{M,L} c - 2b_{M,L}^\top c, \quad (2.16)$$

where the normal matrix $A_{M,L}$ and vector $b_{M,L}$, approximating A and b in (2.12)-(2.13), are

$$A_{n,M,L}^{i,j} := \frac{1}{L} \sum_{l=1}^L \sum_{m=1}^M \left[\left(P_{n,M,L}^i \cdot P_{n,M,L}^j \right) u \right] (x_m, t_l) \Delta x, \quad (2.17)$$

$$b_{n,M,L}^i := -\frac{1}{L} \sum_{l=1}^L \sum_{m=1}^M \left[\widehat{\partial_t u} Q_{n,M,L}^i + \nu u R_{n,M,L}^i \right] (x_m, t_l) \Delta x. \quad (2.18)$$

Here $P_{n,M,L}^i$, $Q_{n,M,L}^i$ and $R_{n,M,L}^i$ are Riemann sum approximations of $K_{\phi_i} * u$, $\Phi_i * u$ and $\nabla K_{\phi_i} * u$, respectively, and $\widehat{\partial_t u}$ is the finite difference approximation of $\partial_t u$

$$\begin{aligned} P_{n,M,L}^i(x, t) &:= \sum_{m=1}^M K_{\phi_i}(x_m) u(x - x_m, t) \Delta x, \\ Q_{n,M,L}^i(x, t) &:= \sum_{m=1}^M \Phi_i(x_m) u(x - x_m, t) \Delta x, \\ R_{n,M,L}^i(x, t) &:= \sum_{m=1}^M \nabla \cdot K_{\phi_i}(x_m) u(x - x_m, t) \Delta x, \\ \widehat{\partial_t u}(x, t) &:= \frac{1}{\Delta t} \sum_{l=1}^L [u(x, t_l) - u(x, t_{l-1})] \mathbf{1}_{(t_{l-1}, t_l]}(t). \end{aligned} \quad (2.19)$$

A few remarks on the numerical aspects: (1) one can use high-order numerical integrators to increase the accuracy of the spatial integrals; (2) we computed $R_{n,M,L}^i(x, t)$ assuming that the basis functions $\{\phi_i\}$ are in $W^{1,\infty}$. If $\{\phi_i\}$ are not differentiable, we can use ∇u as in (2.13); (3) in practice, we use zero padding for u by setting $u(x_i, t) = 0$ if $x_i \in \partial\Omega$; (4) also, we normalize the vector $\{u(x_m, t)\}_{m=1}^M$ so that $\sum_{m=1}^M \Delta x u(x_m, t) = 1$ for each t . This ensures that $\sum_{m=1}^M \left[\widehat{\partial_t u} Q_{n,M,L}^i \right] (x_m, t_l)$ does not depend on the constant $\Phi(0)$ in the antiderivative, as discussed in Remark 2.3.

Correspondingly, the estimator is

$$\widehat{\phi}_{n,M,L} = \sum_{i=1}^n \widehat{c}_{n,M,L}^i \phi_i, \quad \text{with } \widehat{c}_{n,M,L} = A_{n,M,L}^{-1} b_{n,M,L}. \quad (2.20)$$

2.2 Basis functions for the hypothesis space

We consider two classes of basis function for the hypothesis space \mathcal{H} : the B-spline piecewise polynomials whose knots are uniform partition of $\bar{\rho}_T$'s support; the RKHS basis consisting of eigenfunctions of the integral operator with kernel \bar{G}_T . The B-splines are universal local basis, while the RKHS basis are global basis adaptive to data.

B-spline basis functions B-spline is a class of piecewise polynomials, and is capable of representing the local information of the interaction kernel. Here we review briefly the recurrence definition and properties of the B-splines, for more details we refer to [28, Chapter 2] and [24].

Given a nondecreasing sequence of real numbers $\{r_0, r_1, \dots, r_m\}$ (called knots), the B-spline basis functions of degree p , denoted by $\{N_{i,p}\}_{i=0}^{m-1}$, is defined recursively as

$$\begin{aligned} N_{i,0}(r) &= \begin{cases} 1, & r_i \leq r < r_{i+1}, \\ 0, & \text{otherwise,} \end{cases} \\ N_{i,p}(r) &= \frac{r - r_i}{r_{i+p} - r_i} N_{i,p-1}(r) + \frac{r_{i+p+1} - r}{r_{i+p+1} - r_{i+1}} N_{i+1,p-1}(r). \end{aligned} \quad (2.21)$$

Each B-spline basis function $N_{i,p}$ is a nonnegative piecewise polynomial of degree k , locally supported on $[r_i, r_{i+p+1}]$, and it is $p - k$ times continuously differentiable at a knot, where k is the multiplicity of the knot. Hence, continuity increases when the degree increases, and continuity decreases when knot multiplicity increases. Also, it satisfies partition unity: for each $r \in [r_i, r_{i+1}]$, $\sum_j N_{j,p}(s) = \sum_{j=i-p}^i N_{j,p}(r) = 1$. This basis is also called the balanced B-spline.

For a function $f \in W^{k,\infty}$, denoting $f_{\mathcal{H}}$ its projection to the linear space \mathcal{H} of B-splines with degree $p \geq k$, and denoting $D^{(k)}f$ denotes the k -th order derivative, we have [24, p.45]

$$\|f - f_{\mathcal{H}}\|_{\infty} \leq C_p h^k \|D^{(k)}f\|_{\infty}, \quad (2.22)$$

where C_p is a constant depending on p , and $h = \max_i |r_i - r_{i-1}|$.

We will set the knots to be the m -quantile (so that the m intervals have uniform probability) partition of the support of $\bar{\rho}_T$, with augmented knots at the ends of the support interval, say $[R_{min}, R_{max}]$,

$$R_{min} = r_{-p+1} = \dots = r_0 \leq r_1 \leq \dots \leq r_m = \dots = r_{p+m-1} = R_{min}.$$

We set the basis functions of the hypothesis \mathcal{H} , whose dimension is $m + p$, to be

$$\phi_i(r) = N_{i-p,p}(r), \quad x > 0, \quad i = 1, \dots, m + p.$$

Thus, the basis functions $\{\phi_i\}$ are degree- p piecewise polynomials with knots adaptive to $\bar{\rho}_T$.

The RKHS basis The RKHS basis functions $\{\phi_i\}$ are the eigenfunctions of the integral operator with kernel $\frac{1}{\bar{\rho}_T(s)\bar{\rho}_T(r)}\bar{G}_T(r, s)$ (defined in (2.9)) on $L^2(\bar{\rho}_T)$, that is,

$$\int_{\mathbb{R}_+} \phi_i(r) \bar{G}_T(r, s) \frac{1}{\bar{\rho}_T(s)} dr = \lambda_i \phi_i(s), \text{ in } L^2(\bar{\rho}_T). \quad (2.23)$$

Thus, we have $\langle \phi_i, \phi_j \rangle_{\bar{G}_T} = \lambda_i \langle \phi_i, \phi_j \rangle_{\bar{\rho}_T} = \lambda_i \delta_{i-j}$ and it leads to a diagonal normal matrix A in (2.12). We estimated these eigenfunctions from data. Hence, the RKHS basis is adaptive to data.

One can compute these eigenfunctions by an eigen-decomposition of the matrix $(\bar{G}_T(r_i, r_j))$ on a mesh when its size is manageable. When the mesh size is large, we can compute them by a linear transformation from a more convenient basis. That is, we start from linearly independent functions $\{\psi_i\}_{i=1}^n$, say piecewise polynomials, compute the eigenvectors $\{\alpha_k \in \mathbb{R}^n\}_{k=1}^n$ of the matrix $\tilde{A} := \langle \psi_i, \psi_j \rangle_{\bar{G}_T}$. Then, the eigenfunctions are given by $\phi_i = \sum_{l=1}^n \alpha_{i,l} \psi_l$.

2.3 Regularization

In practice, the approximate normal matrix $A_{n,M,L}$ in (2.17) may be ill-conditioned or invertible, which is likely to happen when the dimension of \mathcal{H} increases because of the vanishing eigenvalues of A and the numerical errors. The ill-conditioned normal matrix may amplify the numerical error in $b_{n,M,L}$ in (2.18). To avoid such an issue, we use the Tikhonov regularization (see, e.g., [12]), which adds a norm-induced well-conditioned matrix to the normal matrix.

More precisely, we impose a regularization norm $\|\cdot\|$ (to be determined below) such that for any $\psi = \sum_{i=1}^n c_i \phi_i$, the matrix B in $\|\psi\|^2 = c^\top B c$ is well-conditioned. We then minimize the regularized error functional (recall (2.14))

$$\mathcal{E}_\lambda(\psi) = \mathcal{E}(\psi) + \lambda \|\psi\|^2 = c^\top (A + \lambda B) c - 2b^\top c,$$

and the regularized estimator is

$$\widehat{\phi}_\lambda = \sum_{i=1}^n c_\lambda^i \phi_i, \quad c_\lambda = (A + \lambda B)^{-1} b. \quad (2.24)$$

We consider two regularization norms $\|\cdot\|$ and select the parameter λ by the L-curve method [12].

Regularization norm There are many regularization norms that we can choose. For the RKHS basis, we use RKHS norm, which is the common choice [6]. In this case, $B_{ij} = \delta_{ij}$. This is equivalent to having a prior knowledge that the coefficient c is small. For the spline basis, we choose $\|f\| = \|f\|_{H^1(\Omega)}$, and in this case $B_{ij} = \langle \phi_i, \phi_j \rangle_{H^1(\Omega)}$. This is equivalent to the prior assumption that K_ϕ of the true interaction kernel has $H^1(\Omega)$ regularity.

Regularization parameter: L-curve Let l be a parametrized curve in \mathbb{R}^2 :

$$l(\lambda) = (x(\lambda), y(\lambda)) := (\log(\mathcal{E}(\widehat{\phi}_\lambda)), \log(\|\widehat{\phi}_\lambda\|)).$$

Note that $\mathcal{E}(\widehat{\phi}_\lambda) = c_\lambda^\top A c_\lambda - 2b^\top c_\lambda$, and $\|\widehat{\phi}_\lambda\| = c_\lambda^\top B c_\lambda$. The optimal parameter is the maximizer of the curvature of L . In practice, we restrict λ in the spectral range of A . Then our goal is to find

$$\lambda_0 = \arg \max_{\lambda_{\min}(A) \leq \lambda \leq \lambda_{\max}(A)} \kappa(l) = \arg \max_{\lambda_{\min}(A) \leq \lambda \leq \lambda_{\max}(A)} \frac{x' y'' - x'' y'}{(x'^2 + y'^2)^{3/2}} \quad (2.25)$$

This λ_0 balances the error functional \mathcal{E} and the regularization. We refer to [12] for more details.

2.4 Optimal dimension of the hypothesis space

The dimension n must neither be too small nor too large to avoid under-fitting or over-fitting. Theorem 3.7 suggests that the optimal dimension is $n \approx (\Delta x)^{-\alpha/(s+1)}$, where $(\Delta x)^\alpha$ is the order of convergence of the numerical integrator in the computation of the normal matrix and normal vector, and s is the order of decay for the distance between the true kernel and the hypothesis space. For B-spline bases, the approximation error bound in (2.22) suggests that $s = k$ for $\phi \in W^{k,\infty}$ when we select the degree $p \geq k$. This theoretical optimal dimension provides only an estimate on the magnitude. In practice, to find the optimal dimension, we first select a range $[N_1, N_2]$ for the dimension; then we choose the n that minimizes the regularized error functional $\hat{\mathcal{E}}_\lambda$.

2.5 The algorithm

We summarize the inference of the interaction kernel in Algorithm 1.

Algorithm 1 Estimation of the interaction kernel

Input: Data $\{u(x_m, t_l)\}$ on the space mesh $\{x_m\}_{m=1}^M$ with width/area Δx and time mesh $\{t_l = l\Delta t\}_{l=0}^T$.

Output: Estimated $\hat{\phi}$

- 1: Estimate the empirical density ρ_L^M in (2.15) and find its support $[R_{min}, R_{max}]$.
 - 2: Select a basis type, RKHS or B-spline, and estimate a dimension range $[N_1, N_2]$, compute the basis functions as described in Section 2.2.
 - 3: **for** $n = N_1 : N_2$ **do**
 - 4: Compute the normal matrix and vector as in (2.17)–(2.19).
 - 5: Determine the optimal regularization constant λ_0 by (2.25).
 - 6: Solve c_n by (2.24) and record the regularized cost $C(n) = \mathcal{E}_{\lambda_0}(\sum_{i=1}^n c_n^i \phi_i)$.
 - 7: Select the optimal dimension by $n^* = \arg \max_{n \in \{N_1, N_1+1, \dots, N_2\}} C(n)$.
 - 8: Return the estimator $\hat{\phi} = \sum_{i=1}^{n^*} c_{n^*}^i \phi_i$.
-

3 Convergence of the estimator in mesh size

We analyze the convergence of the discrete-data estimator (2.20) to the continuous-data estimator (2.11) as the size of observed space-time mesh increases.

We denote by $|\Omega|$ the Lebesgue measure of Ω and denote by R_Ω its radius. Note that support of $\bar{\rho}_T$ is $\text{supp}(\bar{\rho}_T) \subset [0, R_\Omega]$. For simplicity of notation, we consider only the case when $\Omega = [a, b] \in \mathbb{R}^1$ and the generalization to a higher dimension is immediate. We assume that the data are

$$\begin{aligned} \text{Data: } & \{u(x_m, t_l), m = 1, \dots, M; l = 1, \dots, L\}, \text{ with} \\ & x_m = a + m\Delta x, t_l = l\Delta t, \quad M = (b-a)/\Delta x, L = T/\Delta t. \end{aligned} \quad (3.1)$$

In this section, we make the following assumptions on u and the basis functions of \mathcal{H} .

Assumption 3.1 (Hypothesis space). Assume that the basis functions of $\mathcal{H} = \text{span}\{\phi_i\}_{i=1}^n$ satisfy

- orthonormal in \mathbb{H} , which is either $L^2(\bar{\rho}_T)$ or the RKHS with reproducing kernel \bar{G}_T in (2.9).
- uniformly bounded in $W^{2,\infty}([0, R_\Omega])$ with notations

$$c_{\mathcal{H}}^\infty := \max_{1 \leq i \leq n} \|\phi_i\|_\infty, \quad c_{\mathcal{H}}^{1,\infty} := \max_{1 \leq i \leq n} \|\phi_i\|_{1,\infty}, \quad c_{\mathcal{H}}^{2,\infty} := \max_{1 \leq i \leq n} \|\phi_i\|_{2,\infty} < \infty. \quad (3.2)$$

Assumption 3.2. Assume that solution $u \in W^{2,\infty}(\Omega \times [0, T])$ satisfies $\|u\|_{2,\infty} < \infty$.

We remark that the second order derivatives of the solution are necessary to control of the Riemann sum approximation of the integrals. With stronger regularity on the solution and higher-order approximations of the integrals than the Euler scheme, one can obtain higher order convergence in space and time. In the other direction, since these integrals are expectations, they can be approximated Monte Carlo, we expect to remove these regularity assumptions in forthcoming research.

To make the estimators in (2.20) and (2.11) well-defined, the normal matrices must be invertible. When the basis functions in Assumption 3.1 are orthonormal in the RKHS $H_{\overline{G}_T}$, the normal matrix (2.12) is the identity matrix and thus invertible. When these basis functions are orthonormal in $L^2(\bar{\rho}_T)$, we need the following coercivity condition. It extends of the coercivity condition for N -particle systems defined in [19, 21, 22].

Definition 3.3 (Coercivity condition). *The system (1.1) on $[0, T]$ satisfies a coercivity condition on a finite-dimensional linear subspace $\mathcal{H} \subset L^2(\bar{\rho}_T)$ with $\bar{\rho}_T$ defined in (2.2) if*

$$c_{\mathcal{H},T} := \inf_{h \in \mathcal{H}, \|h\|_{L^2(\bar{\rho}_T)}=1} \langle h, h \rangle_{\overline{G}_T} > 0, \quad (3.3)$$

where $\langle \cdot, \cdot \rangle_{\overline{G}_T}$ is defined in (2.8). When $\mathcal{H} \subseteq L^2(\bar{\rho}_T)$ is infinite-dimensional, we say coercivity condition holds on \mathcal{H} if it holds on each of \mathcal{H} 's finite dimensional linear subspace.

We show that the coercivity constant is the minimum eigenvalue of the normal matrix A in (2.12).

Proposition 3.4. *Suppose the coercivity condition holds on the space $\mathcal{H} = \text{span}\{\phi_i\}_{i=1}^n \subset L^2(\bar{\rho}_T)$. Let A be the normal matrix in (2.12), then the smallest singular value of A is $\lambda_{\min}(A) = c_{\mathcal{H},T}$*

Proof. For an arbitrary $\psi \in \mathcal{H}$, we can write $\psi = \sum_{i=1}^n c_i \phi_i$. Hence by the coercivity condition,

$$c^T A c = \langle \psi, \psi \rangle_{\overline{G}_T} \geq c_{\mathcal{H},T} \|c\|^2.$$

Note that the space \mathcal{H} here is finite dimensional, the supreme in the definition of coercivity constant is attained by some ψ^* , hence we have $\lambda_{\min}(A) = c_{\mathcal{H},T}$. \square

3.1 Error bounds for the estimator

We show that the error of the estimator $\hat{\phi}_{n,M,L}$ in (2.20) converges as $M \rightarrow \infty$ and $L \rightarrow \infty$. Here \mathbb{H} is either $L^2(\bar{\rho}_T)$ or the RKHS with reproducing kernel \overline{G}_T in (2.9).

Theorem 3.5 (Error bounds for the estimator). *Let the hypothesis space $\mathcal{H} = \text{span}\{\phi_i\}_{i=1}^n$ satisfy Assumption 3.1 and denote $\hat{\phi}_n$ the projection of ϕ on $\mathcal{H} \subset \mathbb{H}$. Suppose that the coercivity condition holds on \mathcal{H} with a constant $c_{\mathcal{H},T} > 0$ if $\mathbb{H} = L^2(\bar{\rho}_T)$, or set $c_{\mathcal{H},T} = 1$ if \mathbb{H} is the RKHS. Then, the error of the estimator $\hat{\phi}_{n,M,L}$ in (2.20) satisfies*

$$\|\hat{\phi}_{n,M,L} - \hat{\phi}_n\|_{\mathbb{H}} \leq 2c_{\mathcal{H},T}^{-1} \left(c^b \sqrt{n} + c^A n \|\phi\|_{\mathbb{H}} \right) (\Delta x + \Delta t), \quad (3.4)$$

where $c^A := 2|\Omega|(1 + |\Omega|)(c_{\mathcal{H}}^{1,\infty})^2 \|u\|_{1,\infty}^2$ and $c^b := 3|\Omega|(1 + R_\Omega + \nu)c_{\mathcal{H}}^{2,\infty}(\|u\|_{1,\infty}^2 + \|u\|_{2,\infty})$.

Proof of Theorem 3.5. Notice that $\hat{\phi}_{n,M,L}$ and $\hat{\phi}_n$ are given by

$$\hat{\phi}_{n,M,L} = \sum_{i=1}^n \hat{c}_{n,M,L}^i \phi_i, \quad \hat{\phi}_n = \sum_{i=1}^n \hat{c}^i \phi_i,$$

where $\hat{c}_{n,M,L} = A_{n,M,L}^{-1} b_{n,M,L}$ and $\hat{c} = A^{-1} b$, we have

$$\|\hat{\phi}_{n,M,L} - \hat{\phi}_n\|_{\mathbb{H}} = \|\hat{c}_{n,M,L} - \hat{c}\| = \|A_{n,M,L}^{-1} b_{n,M,L} - A^{-1} b\|$$

Also, by the formula $A_{n,M,L}^{-1} - A^{-1} = A_{n,M,L}^{-1}(A - A_{n,M,L})A^{-1}$, we have

$$\begin{aligned} & \left\| A_{n,M,L}^{-1} b_{n,M,L} - A^{-1} b \right\| = \left\| A_{n,M,L}^{-1} (b_{n,M,L} - b) + (A_{n,M,L}^{-1} - A^{-1}) b \right\| \\ & \leq \left\| A_{n,M,L}^{-1} \right\| (\|b_{n,M,L} - b\| + \|A_{n,M,L} - A\| \cdot \|A^{-1} b\|). \end{aligned}$$

By Proposition 3.9, for small enough Δx and Δt , we have $\|A - A_{n,M,L}\| \leq \frac{c_{\mathcal{H},T}}{2}$. Hence $\|A_{n,M,L}^{-1}\| \leq 2c_{\mathcal{H},T}^{-1}$. Note that $\|A^{-1}b\| = \|\hat{\phi}_n\|_{\mathbb{H}} \leq \|\phi\|_{\mathbb{H}}$ is independent of the mesh size. Thus, we obtain (3.4) by (3.6) in Proposition 3.9. \square

Remark 3.6 (High order numerical integrators). *For a fixed n , the rate of convergence is the same as the order of the numerical integrators in the computation of A and b . Hence, when the solution and the kernel are smooth, we can achieve faster convergence by using a high-order numerical integrator.*

The next theorem shows that with an optimal dimension for the hypothesis space, the estimator from continuous-time observations converges at a rate optimal in the sense that it is almost the same as the order of the numerical integrator when the true kernel is smooth.

Theorem 3.7 (Optimal rate of convergence). *Assume $\Delta t = 0$ and consider the estimator $\hat{\phi}_{n,M,\infty}$ in (2.20) on \mathcal{H} with dimension n . Assume that as $M = |\Omega|/(\Delta x) \rightarrow \infty$, we have $\|\hat{\phi}_{n,M,\infty} - \hat{\phi}_n\|_{\mathbb{H}} \lesssim n(\Delta x)^\alpha$, which is true with $\alpha = 1$ in Theorem 3.5, and $\|\hat{\phi}_n - \phi\|_{\mathbb{H}} \lesssim n^{-s}$ with $s \geq 1$ when n increases. Then, with an optimal dimension $n \approx (\Delta x)^{-\alpha/(s+1)}$, we can achieve the rate*

$$\|\hat{\phi}_{n,M,\infty} - \phi\|_{\mathbb{H}} \lesssim (\Delta x)^{\alpha s/(s+1)}.$$

Furthermore, the empirical error functional $\mathcal{E}_{M,\infty}$ converges at the rate $2\alpha s/(s+1)$.

Proof. Note that the total error in the estimator consists of inference error and approximation error:

$$\|\hat{\phi}_{n,M,\infty} - \phi\|_{\mathbb{H}} \leq \|\hat{\phi}_{n,M,\infty} - \hat{\phi}_n\|_{\mathbb{H}} + \|\hat{\phi}_n - \phi\|_{\mathbb{H}}.$$

Then, the total error is of the order $g(n) = n(\Delta x)^{-\alpha} + n^{-s}$. Minimizing it by solving $g'(z) = (\Delta x)^{-\alpha} - sz^{-s-1} = 0$, we get the optimal dimension $n \approx s^{-1/(s+1)}(\Delta x)^{\alpha/(s+1)}$, and the corresponding optimal rate of convergence is $(\Delta x)^{-\alpha s/(s+1)}$.

Taking \mathbb{H} to be the RKHS, we obtain the convergence rate of $\mathcal{E}_{M,\infty}$ from (2.10)–(2.16). \square

Remark 3.8 (High dimensional case by Monte Carlo). *When the space variable $x \in \mathbb{R}^d$ is high-dimensional (with $d \geq 4$), it becomes impractical to have data on mesh-grids since the data size increases exponentially in d . It is natural to consider data consisting of samples of particles and approximate the integrals by Monte Carlo. Our algorithm applies directly. We conjecture the optimal convergence rate to be $s/(2s+1)$ and leave it as future work.*

3.2 Numerical error in the normal equation

The error in the discrete data estimator comes from numerical integrations in space and in time. We prove that the numerical error in the normal matrix and the vector are of the same order as the Riemann sum approximation to the integrals. We only outline the main proof here and leave the technical results in Appendix A.

Note that for each t , the integrals in space are expectations with respect to $u(\cdot, t)$ and that

$$|\Omega| \|u\|_{1,\infty} \geq |\Omega| \|u\|_{\infty} \geq \int_{\Omega} u(x, t) dx = 1. \quad (3.5)$$

Proposition 3.9. *The numeric error of $A_{n,M,L}$ and $b_{n,M,L}$ in (2.17) and (2.18) are bounded by*

$$\begin{aligned} \|A - A_{n,M,L}\| &\leq nc^A(\Delta x + \Delta t), \\ \|b - b_{n,M,L}\| &\leq \sqrt{n}c^b(\Delta x + \Delta t), \end{aligned} \quad (3.6)$$

where the norm for matrix is in the Frobenius sense, and the constants $c^A := 2|\Omega|(1+|\Omega|)(c_{\mathcal{H}}^{1,\infty})^2 \|u\|_{1,\infty}^2$ and $c^b := 3|\Omega|(1+R_\Omega + \nu)c_{\mathcal{H}}^{2,\infty}(\|u\|_{1,\infty}^2 + \|u\|_{2,\infty})$ are given in Theorem 3.5.

Proof. Using the notation $\overline{\mathcal{D}}(f)$ in (A.1) with $f = (K_{\phi_i} * u)(K_{\phi_j} * u)u$, we have

$$\begin{aligned} |A_{i,j} - A_{n,M,L}^{i,j}| &\leq \overline{\mathcal{D}}(f) + I_1^A, \text{ with} \\ I_1^A &:= \frac{1}{L} \sum_{l=1}^L \sum_{m=1}^M \left| \left[(K_{\phi_i} * u) \cdot (K_{\phi_j} * u) - P_{n,M,L}^i \cdot P_{n,M,L}^j \right] u \right| (x_m, t_l) \Delta x. \end{aligned}$$

To apply (A.1) for $\overline{\mathcal{D}}(f)$, we estimate first $\nabla_{x,t}f$ using (A.6) and (A.4):

$$\begin{aligned} &\|\nabla_{x,t} [(K_{\phi_i} * u)(K_{\phi_j} * u)u(x, t)]\|_\infty \\ &\leq \|\nabla_{x,t} [(K_{\phi_i} * u)(K_{\phi_j} * u)]\|_\infty \|u\|_\infty + \|(K_{\phi_i} * u)(K_{\phi_j} * u)\|_\infty \|\nabla_{x,t} u\|_\infty \\ &\leq (2|\Omega| \|u\|_\infty + 1) \|u\|_{1,\infty} (c_{\mathcal{H}}^\infty)^2. \end{aligned}$$

Note that $(2|\Omega| \|u\|_\infty + 1) \leq 3|\Omega| \|u\|_\infty$ by (3.5). Thus, we have

$$\overline{\mathcal{D}}(f) \leq 3|\Omega|^2 \|u\|_{1,\infty}^2 (c_{\mathcal{H}}^{1,\infty})^2 (\Delta x + \Delta t).$$

To estimate I_1^A , note that by (A.3) and (A.4), we have

$$\|P_{n,M,L}^i\|_\infty \leq \|K_{\phi_i} * u - P_{n,M,L}^i\|_\infty + \|K_{\phi_i} * u\|_\infty \leq c_{\mathcal{H}}^{1,\infty} |\Omega| \|u\|_{1,\infty} \Delta x + c_{\mathcal{H}}^\infty.$$

Thus, $\|P_{n,M,L}^i\|_\infty + \|K_{\phi_i} * u\|_\infty \leq 2c_{\mathcal{H}}^{1,\infty}$ when $\Delta x \leq 2 \min_i \|\phi_i'\|_\infty / (c_{\mathcal{H}}^{1,\infty} |\Omega| \|u\|_{1,\infty})$. Then,

$$\begin{aligned} I_1^A &\leq |\Omega| \|u\|_\infty \left\| (K_{\phi_i} * u) \cdot (K_{\phi_j} * u) - P_{n,M,L}^i \cdot P_{n,M,L}^j \right\|_\infty \\ &\leq |\Omega| \|u\|_\infty \max_i \|K_{\phi_j} * u - P_{n,M,L}^j\|_\infty \max_i \left(\|P_{n,M,L}^i\|_\infty + \|K_{\phi_i} * u\|_\infty \right) \\ &\leq |\Omega| \|u\|_\infty c_{\mathcal{H}}^{1,\infty} \|u\|_{1,\infty} |\Omega| \Delta x 2c_{\mathcal{H}}^{1,\infty} \leq 2|\Omega|^2 \|u\|_{1,\infty}^2 (c_{\mathcal{H}}^{1,\infty})^2 \Delta x. \end{aligned}$$

Combine the above estimates of $\overline{\mathcal{D}}(f)$ and I_1^A , we have

$$|A_{i,j} - A_{n,M,L}^{i,j}| \leq 5|\Omega|^2 \|u\|_{1,\infty}^2 (c_{\mathcal{H}}^{1,\infty})^2 (\Delta x + \Delta t).$$

and the bound for $\|A_{n,M,L} - A\|$ in (3.6) follows.

Next we analyze $\|b_{n,M,L} - b\|$. Using $\overline{\mathcal{D}}(f)$ in (A.1) with $f = u(\nabla \cdot K_{\phi_i}) * u$, we have

$$\begin{aligned} |b_i - b_{n,M,L}^i| &\leq \overline{\mathcal{D}}(u(\nabla \cdot K_{\phi_i}) * u) + I_1^b + I_2^b, \text{ with} \\ I_1^b &:= \frac{1}{T} \int_\Omega \int_0^T \partial_t u \Phi_i * u \, dx dt - \sum_{l=1}^L \sum_{m=1}^M \left[\widehat{\partial_t u \Phi_i * u} \right] (x_m, t_l) \Delta x \Delta t, \\ I_2^b &:= \frac{1}{L} \sum_{l,m=1}^{L,M} \left| \left[\widehat{\partial_t u \Phi_i * u} + \nu u (\nabla \cdot K_{\phi_i} * u) - \widehat{\partial_t u} Q_{n,M,L}^i + \nu u R_{n,M,L}^i \right] (x_m, t_l) \right| \Delta x. \end{aligned} \quad (3.7)$$

By (A.1) and the gradient estimate (A.7), we have

$$\overline{\mathcal{D}}(u(\nabla \cdot K_{\phi_i} * u)) \leq |\Omega| \|u\|_{1,\infty} c_{\mathcal{H}}^{1,\infty} (1 + \|u\|_{\infty}) (\Delta x + \Delta t).$$

To estimate I_2^b , note that $\widehat{\partial_t u}$ in (2.19) satisfies $\|\widehat{\partial_t u}\|_{\infty} \leq \|u\|_{1,\infty}$. Then, by (A.3), we have

$$\begin{aligned} \|\widehat{\partial_t u}(\Phi_i * u) - \widehat{\partial_t u} Q_{n,M,L}^i\|_{\infty} &\leq \|u\|_{1,\infty} |\Phi_i * u - Q_{n,M,L}^i| \leq |\Omega| (1 + R_{\Omega}) c_{\mathcal{H}}^{\infty} \|u\|_{1,\infty}^2 \Delta x, \\ \nu \|u(\nabla \cdot K_{\phi_i} * u) - u R_{n,M,L}^i\|_{\infty} &\leq \nu \|u\|_{\infty} |\nabla \cdot K_{\phi_i} * u - R_{n,M,L}^i| \leq \nu |\Omega| c_{\mathcal{H}}^{2,\infty} \|u\|_{1,\infty}^2 \Delta x. \end{aligned}$$

Hence

$$I_2^b \leq |\Omega| (1 + R_{\Omega} + \nu) c_{\mathcal{H}}^{2,\infty} \|u\|_{1,\infty}^2 \Delta x.$$

Together with the estimates of I_1^b in Lemma A.4, we have

$$|b_i - b_{n,M,L}^i| \leq 3c_{\mathcal{H}}^{2,\infty} |\Omega| (1 + R_{\Omega} + \nu) (\|u\|_{1,\infty}^2 + \|u\|_{2,\infty}) (\Delta x + \Delta t),$$

The estimate for $\|b - b_{n,M,L}\|$ in (3.6) follows. \square

4 Numerical examples

We demonstrate the effectiveness of our algorithm using synthetic data for examples with three typical types of interaction kernels: the granular media model with a smooth kernel (Section 4.2), the opinion dynamics with a piecewise linear kernel (Section 4.3), and the aggregation-diffusion with a singular repulsive-attractive kernel (Section 4.4). In each of these examples, our algorithm leads to accurate estimators that can reproduce solutions and free energy almost perfectly. Our estimator achieves the optimal rate of convergence for the smooth cubic potential, and sub-optimal rates for the opinion dynamics and the singular repulsive-attractive potential. We first specify the numerical settings: the numerical scheme for data generation, the choice of parameters in the learning algorithm, and the assessment of the estimators.

4.1 Numerical settings

Settings for data generation We solve the mean-field equation by the semi-implicit Structure Preserving scheme of Chang-Cooper (SPCC) scheme for nonlinear Fokker-Planck equations introduced in Pareschi and Zenella [27]. The SPCC preserves the steady state and the density properties of the solution u such as non-negativity. In particular, for the explicit SPCC scheme, we need $dt \leq \frac{dx^2}{2(Cdx+\nu)}$, where $C = \sup_{\Omega \times [0,T]} |\nabla \Phi * u|$; for semi-implicit scheme, we need $dt \leq \frac{dx}{2C}$.

In all the three examples, the data are sparse observations from the “true” solution on $\Omega \times [0, T]$ with a fine space-time mesh with $dt = 0.001$ and $dx = \frac{b-a}{3000}$, where $T = 1$ and $\Omega = [a, b]$ with $a = -10$ and $b = 10$. This setting preserves the steady state and the non-negativity of the solution u . The data are observed at every 10 space time mesh, i.e. $\Delta x = 10dx$ (or equivalently, $M = 300$). To compute the rate of convergence, we down-sample the data further to have a sequence of $\Delta x = kdx$ with $k \in \{10, 12, 15, 20, 24, 30, 50, 60, 75, 100\}$, correspondingly, we have $M \in \{300, 250, 200, 150, 120, 100, 60, 50, 40, 30\}$.

We summarize these settings in Table 2.

Settings for inference algorithm We estimate the interaction kernel ϕ by Algorithm 1. We test both spline basis and RKHS basis. For the spline basis in (2.21), we use $r_0 = 0$ and $r_m = 10$. The range of knot number is $m \in [3, 40]$ for all three examples. We set the degree of the spline to be in $\{0, 1, 2, 3\}$ according to the smoothness of each example. We obtain the RKHS basis functions by solving the

Table 2 Numerical settings in data generation and inference for all examples.

Notation	Description
$[0, T] = [0, 1]$ and $\Omega = [-10, 10]$	time interval and space domain
$dt = 0.001$ and $dx = 20/3000$	time step and space mesh size of true solution
$\Delta t = dt$ and $\Delta x = kdx$	time step and space mesh size of data with $k \in \{10, 12, 15, 20, 24, 30, 50, 60, 75, 100\}$
$r_0 = 0, r_m = 10$	knots for B-spline
$W(u, \hat{u})$	the Wasserstein distance, defined in (4.1)
$E[u, \phi](t)$	free energy flow, defined in (4.2)

eigenvalue problem (2.23) as described in Section 2.2, and we set the dimension range to be $[2, 50]$ for all examples.

We select the optimal dimension of the hypothesis space under adaptive regularization. That is, we find first the optimal regularization constant for each given dimension of hypothesis space as in Section 2.3, then we select the optimal dimension as in Section 2.4. Figure 1 demonstrates this (for all examples).

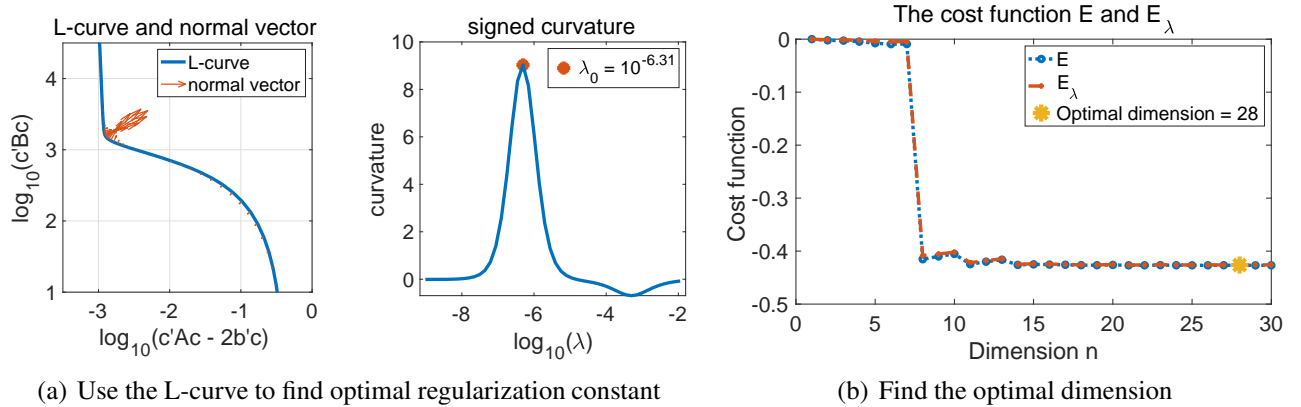


Figure 1: Regularization and selection of optimal dimension for the opinion dynamics (see Section 4.3) using degree 1 spline basis with knot number 30. (a) the use of L-curve to find the optimal regularization constant and (b) shows the selection of optimal dimension for the hypothesis space.

Results assessment in a typical estimation We assess the estimator in a typical estimation with $M = 200$ in three plots: comparison of the estimator with the truth, the Wasserstein distance between the estimated and true solutions, and the true and reproduced free energy flows.

- **Estimated and true kernels** We compare the true and estimated kernels by plotting them side-by-side, together with the density $\bar{\rho}_T$. The estimated kernels are from either B-spline basis functions or RKHS basis functions, with optimal dimension provided in the context. We also give the relative RKHS error and relative $L^2(\bar{\rho}_T)$ error.
- **Wasserstein Distance** The solutions from the true and estimated kernels can not be distinguished by eyes. To compare them, we compute the 2-Wasserstein distance between them. We consider two sets of solutions, starting from either the original or a new initial condition \tilde{u}_0 . We set \tilde{u}_0 to be the average of the density functions of $\mathcal{N}(2, 1)$ and $\mathcal{N}(-2, 1)$, whose major mass is in the support of $\bar{\rho}_T$. Recall that the 2-Wasserstein distance $W_2(f, g)$ of two probability density functions f and

g over Ω with second order moments is given by

$$W_2(f, g) := \left(\inf_{\gamma \in \Gamma(f, g)} \int_{\Omega \times \Omega} |x - y|^2 d\gamma(x, y) \right)^{1/2}, \quad (4.1)$$

where $\Gamma(f, g)$ denotes the set of all measures on $\Omega \times \Omega$ with f and g as marginals (see e.g., [23]). We use the numerical method for Wasserstein distance as in [16]. This method is based on an observation in [4]. More precisely, suppose F is the probability distribution induced by the density f and define its pseudo inverse by setting, for $\alpha \in (0, 1)$, $F^{-1}(\alpha) = \inf\{x : F(x) > \alpha\}$. Similarly we have G and G^{-1} . Then the L^2 distance of the pseudo inverse functions

$$d_2(f, g) = \left(\int_0^1 [F^{-1}(\alpha) - G^{-1}(\alpha)]^2 d\alpha \right)^{1/2}$$

is equal to the 2-Wasserstein distance $W_2(f, g)$.

- **Free Energy** We also compare the true and estimated free energy flows. The free energy, whose Wasserstein gradient is the right hand side of the mean-field equation [3], is defined by

$$E[u, \phi](t) = \nu \int_{\mathbb{R}^d} u \log(u) dx + \int_{\mathbb{R}^d} u(u * \Phi) dx, \text{ with } \Phi(r) = \int_0^r \phi(s) ds. \quad (4.2)$$

The true and estimated free energy flows are $E[u, \phi](t)$ and $E[\hat{u}, \hat{\phi}](t)$, respectively.

Rate of convergence We test the rate of convergence of the estimator in $L^2(\bar{\rho}_T)$ error and empirical error functional $\mathcal{E}_{M,L}$ in (2.16), as Δx changes. We consider the downsampled data with $\Delta x = kdx$, where $k \in \{10, 12, 15, 20, 24, 30, 50, 60, 75, 100\}$. We use the spline basis, because the data-adaptive RKHS basis is not suitable for such a test.

For each estimator, we compute the $\|\phi - \hat{\phi}\|_{L^2(\bar{\rho}_T)}$ by Riemann sum approximation. The measure $\bar{\rho}_T$, defined in (2.2), is approximated from data by ρ_L^M in (2.15), using the data with the finest mesh $\Delta x = 10dx$ (equivalently, $M = 300$). We compute the RKHS error as in (2.14) with a little modification: we use the A computed from the finest data and individual b and c for different samples.

The rate of convergence of the error functional is twice the rate of the estimator in the RKHS metric, because of (2.10). From data, we obtain a sequence of values for the error functional $\mathcal{E}_{M,L}(\hat{\phi}_{n,M,L})$ as in (2.16). We compute its convergence rate β by optimization: suppose the error functional has the form $E_k = a\Delta x_k^\beta - \gamma$ with the multiplicative constant a and $\gamma = \langle\langle \phi, \phi \rangle\rangle_{\bar{G}_T}$ unknown, we compute β by $\beta, \gamma, a = \arg \min_{\beta, \gamma, a} \sum_k |\log(E_k + \gamma) - \beta \log \Delta x_k - \log a|^2$.

4.2 Cubic potential

The cubic potential $\Phi(x) = |x|^3$ (equivalently, $\phi(r) = 3r^2$) is of special interest for modeling of granular media [25, 5]. Since Φ is only non-uniformly convex on a single point, the equation (1.1) possess a unique steady state [5] and thus the SDE (2.1) is ergodic. We set $\nu = 1$ and take $u_0(x)$ to be the average of the densities of $\mathcal{N}(1, 0.25)$ and $\mathcal{N}(-1, 0.25)$.

We use B-spline basis with degree 2, matching the degree of the true kernel.

Figure 2 presents the estimation results. Sub-figure (a) shows the solution $u(x, t)$, which is dominated by the diffusion. Subfigure (d) shows that the estimated kernels, either by B-spline or RKHS basis, are close to the true kernel, with relative errors shown in Table 3.

Table 3 Relative errors of estimators in Figure 2(d).

Basis type	optimal dimension	Relative error	
		in $L^2(\bar{\rho}_T)$ ($\ \phi\ = 3.84$)	in RKHS ($\ \phi\ = 2.57$)
B-spline	10	1.90%	0.43%
RKHS	13	7.98%	0.51%

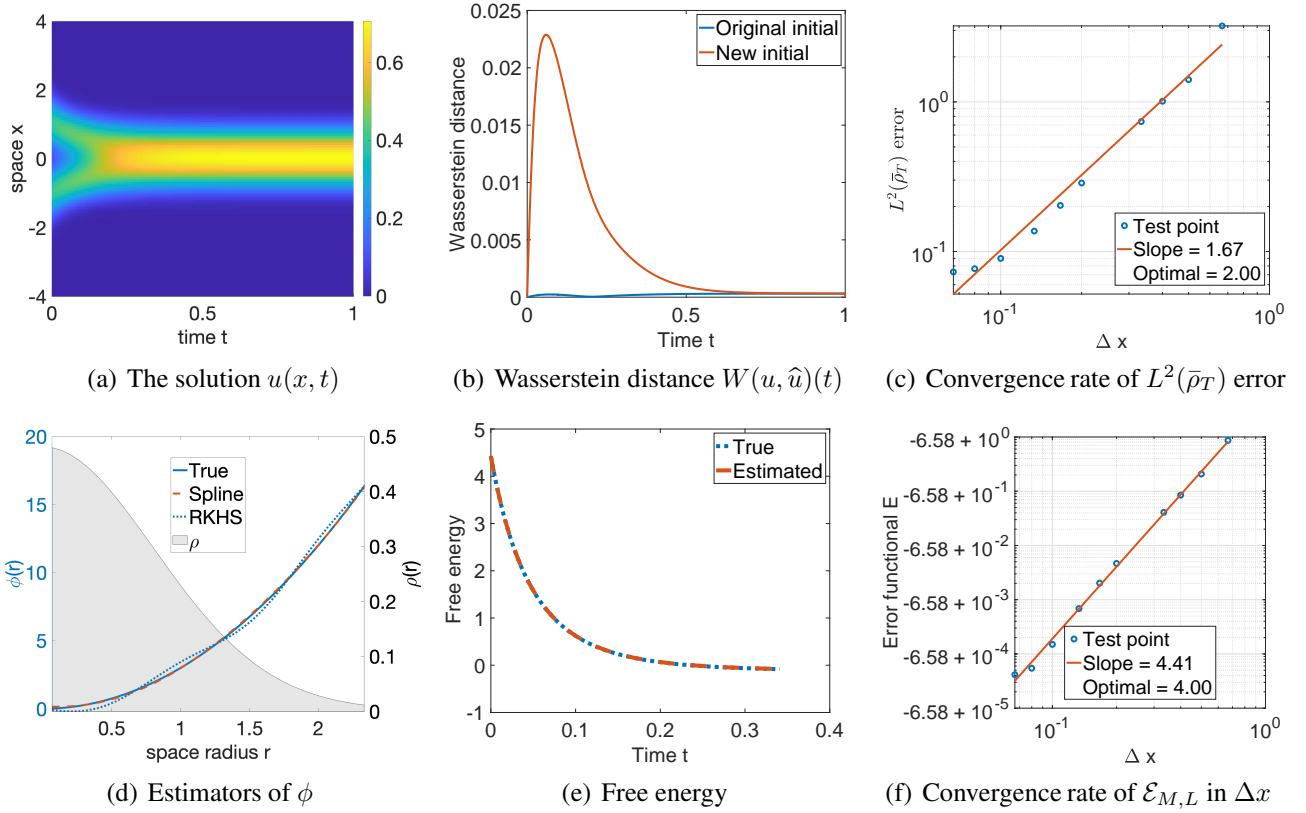


Figure 2: Learning results of cubic potential. Subfigure (a) show the solution formulating a steady state. (d) shows the estimated kernels, superimposed with the empirical density $\bar{\rho}_T$. The relative errors are shown in Table 3. (b) shows that the Wasserstein distance between the solutions are small. In particular, they all tend to the same steady state at large time. In (e) the free energy is well-learned. Subfigure (c) and (f) show the rates of convergence of the $L^2(\bar{\rho}_T)$ error and the error functional. The two rates are close to the optimal rates in Theorem 3.7.

Subfigure (b) plots the Wasserstein distances between true and reproduced solutions, showing that the solution with the original initial condition is accurately reproduced. For the new initial condition \tilde{u}_0 , the Wasserstein distance is relatively large at first and then decays to the same level as the original initial condition case. This is because: (1) \tilde{u}_0 , the mixture of $\mathcal{N}(2, 1)$ and $\mathcal{N}(-2, 1)$, has a large probability mass outside of the “well-learned region, the large-probability region of $\bar{\rho}_T$ ”; (2) the system converge to a unique state state for different initial conditions. Subfigure (e) shows that the free energy flow is almost perfectly reproduced. Subfigure (c) and (f) show that we achieve near optimal rates of convergence of the estimator in $L^2(\bar{\rho}_T)$ and the error functional. The two rates are close to the theoretical optimal rates $\frac{\alpha s}{s+1} = 2$ and $\frac{2\alpha s}{s+1} = 4$ in Theorem 3.7, where $s = 2$ is the degree of the B-spline set according the true kernel and $\alpha = 2$ is the order of trapezoidal integration.

4.3 Opinion dynamics

Opinion dynamics (see [26] and the reference therein) describes the evolution of opinions of agents in social networks. We consider the case when the system formulates clusters of opinions: the interaction function $f(|x|) = \phi(|x|)/|x|$ is piecewise constant,

$$f(r) = \begin{cases} -1, & 0 \leq r \leq 3, \\ 2, & 3 < r \leq 4, \\ 0, & 4 < r. \end{cases}$$

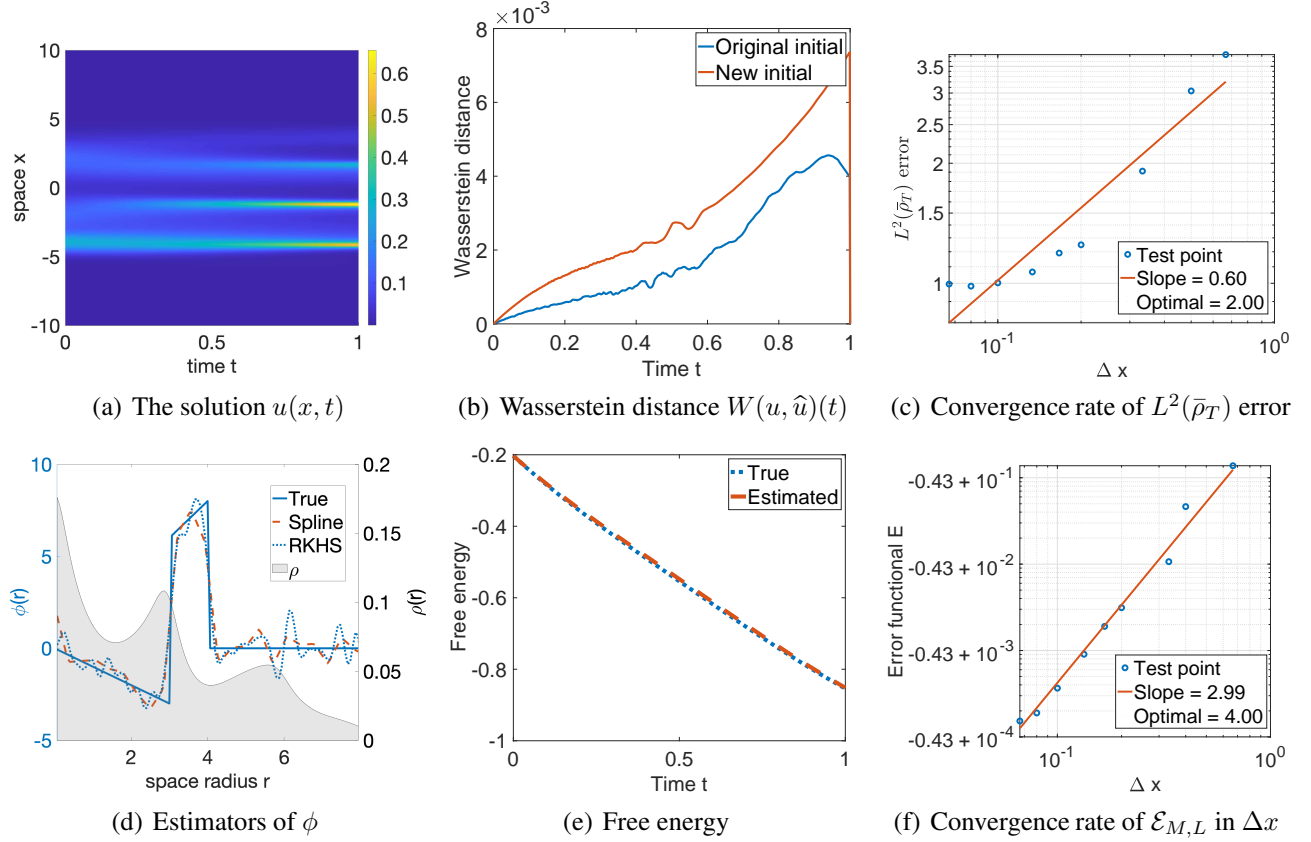


Figure 3: Learning results of opinion dynamics. The solution in (a) formulates clusters. Subfigure (d) shows the estimated kernels, with relative errors shown in Table 4. The Wasserstein distance in (b) shows that the solution is accurately reproduced by the estimated kernel with spline, for both the original and new initial conditions. Subfigure (e) show that the free energy is almost perfectly reproduced. Subfigure (c) and (f) show the rates of convergence of the estimator $L^2(\bar{\rho}_T)$ and the error functional. Due to the lack of regularity of the true kernel, the optimal rate in Theorem 3.7 does not apply.

and hence $\phi(|x|) = f(|x|)|x|$ is piecewise linear; the initial value $u_0(x)$ is density of the Gaussian mixture $\frac{1}{3}[\mathcal{N}(-2, 1) + \mathcal{N}(-4, 0.5^2) + \mathcal{N}(2, 1)]$; the viscosity constant is $\nu = 0.1$.

We set the degree of spline basis to be 1.

Figure 3 presents the estimation results. Subfigure (a) is the solution $u(x, t)$, which shows three clusters forming at time $T = 1$. Subfigure (d) shows the estimated and true kernels, with relative errors shown in Table 4. Subfigure (b) is the Wasserstein distance between true and reproduced

Table 4 Relative errors of estimators in Figure 3(d).

Basis type	optimal dimension	Relative error	
		in $L^2(\bar{\rho}_T)$ ($\ \phi\ = 2.71$)	in RKHS ($\ \phi\ = 0.65$)
B-spline	28	36.74%	8.10%
RKHS	40	46.66%	7.46%

solutions, showing that the solutions are accurately reproduced. The Wasserstein distance increases because of the formulating clusters, which lead to singular measures. Subfigure (e) shows that the free energy flow is almost perfectly reproduced. Subfigure (c) and (f) shows the rates of convergence of the estimator in $L^2(\bar{\rho}_T)$ and the error functional. Due to the lack of regularity of ϕ , both rates are smaller than the optimal rates $\frac{\alpha s}{s+1} = 2$ and $\frac{2\alpha s}{s+1} = 4$ in Theorem 3.7, where $s = 1$ is the degree of B-splines, set by assuming $\phi \in W^{1,\infty}$ by ignoring the discontinuities, and $\alpha = 2$ is the order of trapezoidal integration.

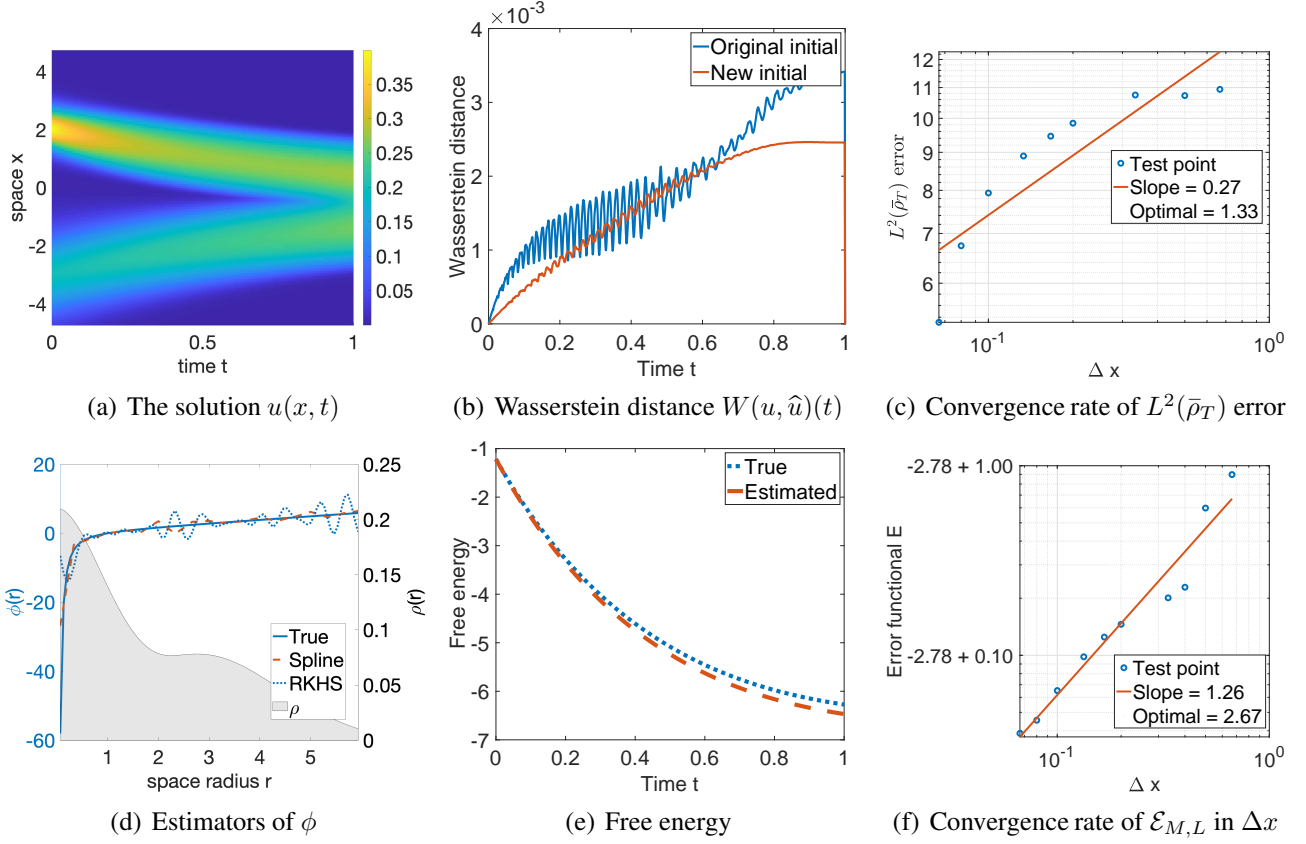


Figure 4: Learning result of a repulsion-attraction potential. In (a) we can see a repulsion-attraction effect. The two cluster tend to get closer, but not merging together because of the repulsion. In (d), we can see that our method tried to learn the singularity at the origin. The relative errors shown in Table 5. (b) shows that the Wasserstein distance between the solutions are small. The free energy estimate in (e) is pretty good. This is the intuitive nature of our algorithm. Subfigure (c) and (f) shows the rate of convergence of the estimator $L^2(\bar{\rho}_T)$ and the error functional. These rates are relatively low due to the singularity of the true kernel (and the optimal rate in Theorem 3.7 does not apply).

4.4 The repulsion-attraction potential

To model the collision free particles, the repulsion-attraction (RA) potential with singularity at 0 is widely used. We consider the power law RA potential [3]:

$$\Phi(x) = \frac{|x|^p}{p} - \frac{|x|^q}{q}, \quad 2 \geq p > q > -d.$$

When $0 < q < 1$, 0 is a singular point of ϕ . When $q < 0$, 0 is also a singular point of Φ . We take $p = 2$ and $q = -0.5$. To show the repulsion clearly, we use a small viscosity constant $v = 0.01$. We take the initial value u_0 being the mean of the densities of $\mathcal{N}(2, 0.25)$ and $\mathcal{N}(-3, 1)$. We use B-spline basis with degree 1.

Figure 4 exhibits the estimation results. Sub-figure (a) shows the solution $u(x, t)$, which demonstrate the attraction and repulsion under the influence of diffusion. Subfigure (d) shows that the estimated kernels, either by B-spline or RKHS basis, are close to the true kernel, with relative errors shown in Table 5.

Table 5 Relative errors of estimators in Figure 4(d).

Basis type	optimal dimension	Relative error	
		in $L^2(\bar{\rho}_T)$ ($\ \phi\ = 10.84$)	in RKHS ($\ \phi\ = 1.59$)
B-spline	30	49.06%	4.36%
RKHS	40	86.96%	2.28%

The large relative error in $L^2(\bar{\rho}_T)$ is due to the singularity at the origin and that the measure $\bar{\rho}_T$ does not reflect the repulsion. Nevertheless, Subfigure (b) shows that the estimated kernel can reproduce accurate solutions, suggesting that the $L^2(\bar{\rho}_T)$ norm may not be suitable for the assessment of the estimator of singular kernels. The slightly oscillating Wasserstein distances indicate that the error in the estimator does not propagate. Subfigure (e) shows that the free energy flow is almost perfectly reproduced. Subfigure (c) and (f) shows relatively low rates of convergence of the estimator in $L^2(\bar{\rho}_T)$ and the error functional. These rates are relatively low. Due to the singularity of the kernel at the origin, the optimal rate in Theorem 3.7 (with $\alpha = 2, s = 2$) does not apply.

5 Conclusion and future work

We have introduced a scalable nonparametric learning algorithm to estimate the interaction kernel from discrete data with performance guarantee. The algorithm learns the kernel on a data-adaptive hypothesis space by least squares with regularization. The estimator is the minimizer of a probabilistic error functional derived from the likelihood of the diffusion process whose Fokker-Planck equation is the mean-field equation. It does not require spatial derivatives of the solution, thus it is suitable for discrete data. We prove that, under regularity conditions, the estimator converges as the space mesh size decreases, in the RKHS space of learning, at a rate optimal in the sense that it is almost the order of the numerical integrator in the evaluation. The empirical error functional converges at twice the rate, and thus this rate can be used for model selection.

We demonstrate the performance of our algorithm on three typical examples: the opinion dynamics with a piecewise linear kernel, the granular media model with a quadratic kernel and the aggregation-diffusion with a repulsive-attractive kernel. In all the examples, the estimator is accurate, and it can reproduce solutions with small Wasserstein distance to the truth and with almost perfect free energy. For the quadratic kernel, which is smooth, our estimator achieve the optimal rate of convergence. For non-smooth piecewise linear kernel and the singular repulsive-attractive kernel, our estimator converges at sub-optimal rates.

There are many directions of future research to extend the present work. We mention a few here:

- Second-order systems of interacting particles/agents and systems with multiple potentials.
- Non-radial interaction kernels. Many applications involve non-radial kernels, such as the Biot-Savart kernel [13] and the local time kernel for viscous Burgers equation [29]. The major issue is the curse of dimensionality in representing high-dimensional functions. We expect the data-adaptive RKHS basis [7] to continue to work.
- High-dimensional space. It become impractical to have data on mesh-grids when the dimension d of the space is large, because the size of mesh-grids increases exponentially in d . It is natural to consider data consisting of samples of particles and approximate the error functional by Monte Carlo. Our algorithm applies and the optimal convergence rate would be $s/(2s + 1)$.
- Partial observations of large systems of interacting agents. When only partial particles of a large system of agents are observed, it is an ill-posed problem to estimate the position of other agents [30]. By the propagations of chaos, we may view these particles as independent trajectories and estimate the interaction kernel from the SDE of the mean-field equation.

A Appendix: errors in the numerical integrations

We provide technical bounds on the error of the numerical integrator based on Riemann sum (the Euler scheme). Let's start with a reminder about the error of the Euler scheme.

Lemma A.1. *Let $x_m = m\Delta x$ and $t_l = l\Delta t$ be the mesh given in (3.1). Suppose that Assumption 3.2 holds true. Suppose $f \in W^{1,\infty}(\Omega \times [0, T])$. Then the Euler scheme is of order $\sqrt{\Delta x^2 + \Delta t^2}$, i.e.*

$$\overline{\mathcal{D}}(f) := \left| \frac{1}{T} \int_0^T \int_\Omega f(x, t) dx dt - \sum_{l=1}^L \sum_{m=1}^M f(x_m, t_l) \Delta x \Delta t \right| \leq |\Omega| \|\nabla_{x,t} f\|_\infty (\Delta x + \Delta t), \quad (\text{A.1})$$

$$\mathcal{D}_t(f) := \left| \int_\Omega f u dx - \sum_{m=1}^M f(x_m, t) u(x_m, t) \Delta x \right| \leq (\|\nabla f\|_\infty + |\Omega| \|f\|_\infty \|\nabla u\|_\infty) \Delta x. \quad (\text{A.2})$$

Proof. By the midpoint theorem, for $x \in [x_m, x_{m+1}]$, $t \in [t_l, t_{l+1}]$, there exists (ξ_m, ζ_l) such that

$$|f(x_m, t_l) - f(x, t)| = |\nabla_{x,t} f(\xi_m, \zeta_l) \cdot (x - x_m, t - t_l)| \leq \|\nabla_{x,t} f\|_\infty \sqrt{\Delta x^2 + \Delta t^2}.$$

Note that $\sqrt{\Delta x^2 + \Delta t^2} \leq \Delta x + \Delta t$. Then, (A.1) follows from

$$\overline{\mathcal{D}}(f) \leq \frac{1}{T} \sum_{l=1}^L \sum_{m=1}^M \int_{x_m}^{x_{m+1}} \int_{t_{l-1}}^{t_l} |f(x_m, t_l) - f(x, t)| dx dt \leq |\Omega| \|\nabla_{x,t} f\|_\infty \sqrt{\Delta x^2 + \Delta t^2}.$$

Similarly, (A.2) follows from

$$\begin{aligned} \mathcal{D}_t(f) &\leq \sum_{m=1}^M \int_{x_m}^{x_{m+1}} [|f(x, t) - f(x_m, t)| u(x, t) + |f(x_m, t)| |u(x, t) - u(x_m, t)|] dx \\ &\leq \|\nabla f\|_\infty \Delta x + \|f\|_\infty \|\nabla u\|_\infty |\Omega| \Delta x, \end{aligned}$$

where the last inequality follows from that $\sum_{m=1}^M \int_{x_m}^{x_{m+1}} u(x, t) dx = \int_\Omega u(x, t) dx = 1$ for all t . \square

Lemma A.2. *Suppose that Assumption 3.1 holds true. The errors of $P_{n,M,L}^i$, $Q_{n,M,L}^i$ and $R_{n,M,L}^i$ in (2.19), which approximate $K_{\phi_i} * u$, $\Phi_i * u$ and $\nabla \cdot K_{\phi_i} * u$, are bounded by*

$$\begin{aligned} \|P_{n,M,L}^i - K_{\phi_i} * u\|_\infty &\leq |\Omega| \Delta x \|\phi_i\|_{1,\infty} \|u\|_{1,\infty} \leq c_{\mathcal{H}}^{1,\infty} |\Omega| \|u\|_{1,\infty} \Delta x, \\ \|R_{n,M,L}^i - (\nabla \cdot K_{\phi_i}) * u\|_\infty &\leq |\Omega| \Delta x \|\phi_i'\|_{1,\infty} \|u\|_{1,\infty} \leq c_{\mathcal{H}}^{2,\infty} |\Omega| \|u\|_{1,\infty} \Delta x, \\ \|Q_{n,M,L}^i - \Phi_i * u\|_\infty &\leq |\Omega| (1 + R_\Omega) c_{\mathcal{H}}^\infty \|u\|_{1,\infty} \Delta x. \end{aligned} \quad (\text{A.3})$$

Proof. Using the notation $\mathcal{D}_t(f)$ in (A.2) with $f(\cdot) = K_{\phi_i}(x - \cdot)$, we have,

$$\begin{aligned} \|P_{n,M,L}^i - K_{\phi_i} * u\|_\infty &= \sup_{(x,t) \in \Omega \times [0,T]} |\mathcal{D}_t(K_{\phi_i}(x - \cdot))| \\ &\leq \sup_{(x,t) \in \Omega \times [0,T]} (\|\nabla K_{\phi_i}(x - \cdot)\|_\infty + |\Omega| \|K_{\phi_i}(x - \cdot)\|_\infty \|\nabla u\|_\infty) \Delta x. \end{aligned}$$

Recall that we denote $K_{\phi_i}(x) = \phi_i(|x|) \frac{x}{|x|}$. For $x \neq 0$, we have $\frac{d}{dx}|x| = \frac{x}{|x|}$ and

$$\frac{d}{dx} K_{\phi_i}(x) = \frac{d}{dx} \left(\phi_i(|x|) \frac{x}{|x|} \right) = \phi_i'(|x|) + \phi_i(|x|) \frac{|x| - x \frac{x}{|x|}}{|x|^2} = \phi_i'(|x|).$$

Thus, $\|\nabla K_{\phi_i}(x - \cdot)\|_\infty \leq \|\phi'_i\|_\infty$ and $\|K_{\phi_i}(x - \cdot)\|_\infty \leq \|\phi_i\|_\infty$. Together with (3.5), we have

$$\|P_{n,M,L}^i - K_{\phi_i} * u\|_\infty \leq (\|\phi'_i\|_\infty + |\Omega| \|\phi_i\|_\infty \|\nabla u\|_\infty) \Delta x \leq |\Omega| \|\phi_i\|_{1,\infty} \|u\|_{1,\infty} \Delta x.$$

Note that $\nabla \cdot K_{\phi_i} = \phi'_i(|x|)$. Then, the same argument leads to the estimate for $R_{n,M,L}^i$. Similarly, from the definition of $Q_{n,M,L}^i$ and the notation in (A.2), we have

$$\begin{aligned} \|Q_{n,M,L}^i - \Phi_i * u\|_\infty &\leq \sup_{(x,t) \in \Omega \times [0,T]} |\mathcal{D}_t(\Phi_i(|x - \cdot|))| \\ &\leq \sup_{x \in \Omega} [\|\nabla \Phi_i(|x - \cdot|)\|_\infty + |\Omega| \|\Phi_i(|x - \cdot|)\|_\infty \|\nabla u\|_\infty] \Delta x \\ &\leq (1 + |\Omega| R_\Omega \|\nabla u\|_\infty) \|\phi_i\|_\infty \Delta x \leq |\Omega| (1 + R_\Omega) \|\phi_i\|_\infty \|u\|_{1,\infty} \Delta x, \end{aligned}$$

where the second last inequality follows from that $\Phi_i(r) = \int_0^r \phi_i(s) ds$ and $\|\Phi_i\|_\infty \leq \|\phi_i\|_\infty R_\Omega$. \square

Lemma A.3. Suppose that Assumption 3.1 holds true. Then, for each i, j ,

$$\|K_{\phi_i} * u\|_\infty \leq \|\phi_i\|_\infty \leq c_{\mathcal{H}}^\infty \quad (\text{A.4})$$

$$\|\nabla_{x,t}(K_{\phi_i} * u)\|_\infty \leq |\Omega| \|\nabla_{x,t} u\|_\infty \|\phi_i\|_\infty \leq |\Omega| \|u\|_{1,\infty} c_{\mathcal{H}}^\infty, \quad (\text{A.5})$$

$$\|\nabla_{x,t}[(K_{\phi_i} * u)(K_{\phi_j} * u)]\|_\infty \leq 2|\Omega| \|u\|_{1,\infty} (c_{\mathcal{H}}^\infty)^2. \quad (\text{A.6})$$

$$\|\nabla_{x,t}(u \nabla \cdot K_{\phi_i} * u)\|_\infty \leq \|u\|_{1,\infty} c_{\mathcal{H}}^{1,\infty} (1 + \|u\|_\infty). \quad (\text{A.7})$$

Proof. Note that $\|u(\cdot, t)\|_{L^1(\Omega)} = 1$ for each t . Then equation (A.4) follows from that

$$\|K_{\phi_i} * u\|_\infty = \sup_{t \in [0,T]} \|K_{\phi_i} * u(\cdot, t)\|_\infty \leq \|\phi_i\|_\infty \|u(\cdot, t)\|_{L^1(\Omega)} = \|\phi_i\|_\infty,$$

Equation (A.5) follows from that $\nabla_{x,t}(K_{\phi_i} * u) = K_{\phi_i} * \nabla_{x,t} u$ and $\|K_{\phi_i}\| \leq \|\phi_i\|_\infty$. Since

$$\|\nabla_{x,t}[(K_{\phi_i} * u)(K_{\phi_j} * u)]\|_\infty \leq 2 \left(\max_{i=1,\dots,n} \|\nabla_{x,t}(K_{\phi_i} * u)\|_\infty \right) \left(\max_{i=1,\dots,n} \|K_{\phi_i} * u\|_\infty \right),$$

we obtain (A.6) from (A.4)–(A.5).

Note that $\|(\nabla \cdot K_{\phi_i}) * u\|_\infty \leq \|\phi'_i\|_\infty$ and $\|\nabla_{x,t}(\nabla \cdot K_{\phi_i} * u)\|_\infty \leq \|\phi'_i\|_\infty \|\nabla_{x,t} u\|_\infty$, we have

$$\begin{aligned} \|\nabla_{x,t}(u \nabla \cdot K_{\phi_i} * u)\|_\infty &\leq \|\nabla_{x,t} u\|_\infty \|(\nabla \cdot K_{\phi_i}) * u\|_\infty + \|u\|_\infty \|\nabla_{x,t}(\nabla \cdot K_{\phi_i} * u)\|_\infty \\ &\leq \|\phi'_i\|_\infty \|\nabla_{x,t} u\|_\infty (1 + \|u\|_\infty) \leq c_{\mathcal{H}}^{1,\infty} \|u\|_{1,\infty} (1 + \|u\|_\infty). \end{aligned}$$

This gives (A.7). \square

Lemma A.4. For I_1^b defined in (3.7), we have

$$I_1^b \leq 2c_{\mathcal{H}}^\infty R_\Omega |\Omega| (\|u\|_{1,\infty}^2 + \|u\|_{2,\infty}) (\Delta x + \Delta t).$$

Proof. Denote $g(x, t) = \Phi_i * u(x, t)$. Note that $\|\Phi_i\|_\infty \leq \|\phi_i\|_\infty R_\Omega \leq c_{\mathcal{H}}^\infty R_\Omega$. Then,

$$\|g\|_\infty \leq \|\Phi_i\|_\infty \leq c_{\mathcal{H}}^\infty R_\Omega; \quad \|\nabla_{x,t} g\|_\infty \leq \|\Phi_i\|_\infty \|u\|_{1,\infty} \leq c_{\mathcal{H}}^\infty R_\Omega \|u\|_{1,\infty}.$$

Note also that $\widehat{\partial_t u}(x_m, t_l) = \frac{u(x_m, t_l) - u(x_m, t_{l-1})}{\Delta t} = \partial_t u(x_m, t^*)$ for some $t^* \in [t_l, t_{l+1}]$, we have $|\partial_t u(x, t) - \widehat{\partial_t u}(x_m, t_l)| \leq (\|\partial_{xt} u\|_\infty + \|\partial_{tt} u\|_\infty) (\Delta x + \Delta t)$. Thus,

$$\begin{aligned} &\sup_{x \in (x_m, x_{m+1}), t \in (t_{l-1}, t_l)} |g(x, t) \partial_t u(x, t) - \widehat{\partial_t u}(x_m, t_l) g(x_m, t_l)| \\ &\leq \sup_{x \in (x_m, x_{m+1}), t \in (t_{l-1}, t_l)} \left[|g(x, t) - g(x_m, t_l)| \|\partial_t u\|_\infty + \|g\|_\infty |\partial_t u(x, t) - \widehat{\partial_t u}(x_m, t_l)| \right] \\ &\leq (\|\nabla_{x,t} g\|_\infty \|\partial_t u\|_\infty + \|g\|_\infty \|u\|_{2,\infty}) (\Delta x + \Delta t). \end{aligned}$$

The, note that $\|\nabla_{x,t}g\|_\infty \|\partial_t u\|_\infty + \|g\|_\infty \|u\|_{2,\infty} \leq 2c_{\mathcal{H}}^\infty R_\Omega (\|u\|_{1,\infty}^2 + \|u\|_{2,\infty})$, we have

$$\begin{aligned} I_1^b &\leq \frac{1}{T} \sum_{l=1}^L \sum_{m=1}^M \left| \int_{x_m}^{x_{m+1}} \int_{t_{l-1}}^{t_l} g(x,t) \partial_t u(x,t) - \widehat{\partial_t u}(x_m, t_l) g(x_m, t_l) dx dt \right| \\ &\leq \frac{1}{T} \sum_{l=1}^L \sum_{m=1}^M \Delta x \Delta t \sup_{x \in (x_m, x_{m+1}), t \in (t_{l-1}, t_l)} |g(x,t) \partial_t u(x,t) - \widehat{\partial_t u}(x_m, t_l) g(x_m, t_l)| \\ &\leq 2c_{\mathcal{H}}^\infty R_\Omega |\Omega| (\|u\|_{1,\infty}^2 + \|u\|_{2,\infty}) (\Delta x + \Delta t). \end{aligned}$$

□

Acknowledgments. QL and FL are grateful for supports from NSF-1821211 and NSF-1913243. FL would like to thank Mauro Maggioni, P-E Jabin and Zhenfu Wang for helpful discussions.

References

- [1] J. BALADRON, D. FASOLI, O. FAUGERAS, AND J. TOUBOUL, *Mean-field description and propagation of chaos in networks of Hodgkin-Huxley and FitzHugh-Nagumo neurons*, The Journal of Mathematical Neuroscience, 2 (2012), p. 10.
- [2] M. BONGINI, M. FORNASIER, M. HANSEN, AND M. MAGGIONI, *Inferring interaction rules from observations of evolutive systems I: The variational approach*, Math. Models Methods Appl. Sci., 27 (2017), pp. 909–951.
- [3] J. A. CARRILLO, K. CRAIG, AND Y. YAO, *Aggregation-Diffusion Equations: Dynamics, Asymptotics, and Singular Limits*, in Active Particles, Volume 2, N. Bellomo, P. Degond, and E. Tadmor, eds., Springer International Publishing, Cham, 2019, pp. 65–108.
- [4] J. A. CARRILLO AND G. TOSCANI, *Wasserstein metric and large-time asymptotics of nonlinear diffusion equations*, in New Trends in Mathematical Physics: In Honour of the Salvatore Rionero 70th Birthday, World Scientific, 2004, pp. 234–244.
- [5] P. CATTIAUX, A. GUILLIN, AND F. MALRIEU, *Probabilistic approach for granular media equations in the non-uniformly convex case*, Probab. Theory Related Fields, 140 (2007), pp. 19–40.
- [6] F. CUCKER AND S. SMALE, *Best Choices for Regularization Parameters in Learning Theory: On the Bias—Variance Problem*, Found. Comput. Math., 2 (2002), pp. 413–428.
- [7] F. CUCKER AND D. X. ZHOU, *Learning theory: an approximation theory viewpoint*, vol. 24, Cambridge University Press, 2007.
- [8] P. DEL MORAL, *Mean field simulation for Monte Carlo integration*, CRC press, 2013.
- [9] M. FEDELE, C. VERNIA, AND P. CONTUCCI, *Inverse problem robustness for multi-species mean-field spin models*, J. Phys. A, 46 (2013), p. 065001.
- [10] N. FOURNIER AND B. JOURDAIN, *Stochastic particle approximation of the Keller–Segel equation and two-dimensional generalization of Bessel processes*, Ann. Appl. Probab., 27 (2017), pp. 2807–2861.
- [11] F. GOLSE, *On the Dynamics of Large Particle Systems in the Mean Field Limit*, in Macroscopic and Large Scale Phenomena: Coarse Graining, Mean Field Limits and Ergodicity, A. Muntean, J. Rademacher, and A. Zagaris, eds., vol. 3, Springer International Publishing, Cham, 2016, pp. 1–144.

- [12] P. C. HANSEN, *The l-curve and its use in the numerical treatment of inverse problems*, in in Computational Inverse Problems in Electrocardiology, ed. P. Johnston, Advances in Computational Bioengineering, WIT Press, 2000, pp. 119–142.
- [13] P.-E. JABIN AND Z. WANG, *Mean Field Limit for Stochastic Particle Systems*, in Active Particles, Volume 1, N. Bellomo, P. Degond, and E. Tadmor, eds., Springer International Publishing, Cham, 2017, pp. 379–402.
- [14] I. KARATZAS AND S. E. SHREVE, *Brownian motion*, in Brownian Motion and Stochastic Calculus, Springer, second ed., 1998.
- [15] E. F. KELLER AND L. A. SEGEL, *Initiation of slime mold aggregation viewed as an instability*, J. Theoret. Biol., 26 (1970), pp. 399–415.
- [16] N. KOLBE, *Wasserstein distance*. <https://github.com/nklb/wasserstein-distance>, 2020.
- [17] Y. A. KUTOYANTS, *Statistical inference for ergodic diffusion processes*, Springer, 2004.
- [18] Q. LANG, F. LU, AND Z. WANG, *Identifiability of interaction functions in mean-field equations of 1st order interacting particles*, In preparation, (2020).
- [19] Z. LI, F. LU, M. MAGGIONI, S. TANG, AND C. ZHANG, *On the identifiability of interaction functions in systems of interacting particles*, arXiv:1912.11965, (2019).
- [20] F. LU, M. MAGGIONI, AND S. TANG, *Learning interaction kernels in heterogeneous systems of agents from multiple trajectories*, arXiv:1910.04832, (2019).
- [21] F. LU, M. MAGGIONI, AND S. TANG, *Learning interaction kernels in stochastic systems of interacting particles from multiple trajectories*, arXiv:2007.15174, (2020).
- [22] F. LU, M. ZHONG, S. TANG, AND M. MAGGIONI, *Nonparametric inference of interaction laws in systems of agents from trajectory data*, Proc. Natl. Acad. Sci. USA, 116 (2019), pp. 14424–14433.
- [23] G. S. LUIGI AMBROSIO, NICOLA GIGLI, *Gradient Flows, In Metric Spaces and in the Space of Probability Measures*, 2008.
- [24] T. LYCHE, C. MANNI, AND H. SPELEERS, *Foundations of Spline Theory: B-Splines, Spline Approximation, and Hierarchical Refinement*, vol. 2219, Springer International Publishing, Cham, 2018, pp. 1–76.
- [25] F. MALRIEU, *Convergence to equilibrium for granular media equations and their Euler schemes*, Ann. Appl. Probab., 13 (2003), pp. 540–560.
- [26] S. MOTSCH AND E. TADMOR, *Heterophilous Dynamics Enhances Consensus*, SIAM Rev., 56 (2014), pp. 577–621.
- [27] L. PARESCHI AND M. ZANELLA, *Structure Preserving Schemes for Nonlinear Fokker–Planck Equations and Applications*, J. Sci. Comput., 74 (2018), pp. 1575–1600.
- [28] L. PIEGL AND W. TILLER, *The NURBS Book*, Monographs in Visual Communication, Springer Berlin Heidelberg, Berlin, Heidelberg, 1997.
- [29] A.-S. SZNITMAN, *Topics in Propagation of Chaos*, vol. 1464, Springer Berlin Heidelberg, Berlin, Heidelberg, 1991, pp. 165–251.
- [30] Z. ZHANG AND F. LU, *Cluster prediction for opinion dynamics from partial observations*, arXiv preprint arXiv:2007.02006, (2020).
- [31] M. ZHONG, J. MILLER, AND M. MAGGIONI, *Data-driven discovery of emergent behaviors in collective dynamics*, Phys. D, (2020), p. 132542.