

Primordial black holes and secondary gravitational waves from inflationary model with a non-canonical kinetic term

Zhu Yi,^{1,*} Qing Gao,^{2,†} Yungui Gong,^{3,‡} and Zong-hong Zhu^{1,§}

¹*Department of Astronomy, Beijing Normal University, Beijing 100875, China*

²*School of Physical Science and Technology,
Southwest University, Chongqing 400715, China*

³*School of Physics, Huazhong University of Science
and Technology, Wuhan, Hubei 430074, China*

Abstract

With the enhancement mechanism provided by a non-canonical kinetic term with a peak, the amplitude of primordial curvature perturbations can be enhanced by seven-orders of magnitude at small scales while keeping to be consistent with observations at large scales. The peak function and inflationary potential are not restricted in this mechanism. We use the Higgs model and T-model as examples to show how abundant primordial black hole dark matter with different mass and induced secondary gravitational waves with different peak frequencies are generated. We also show that the enhanced power spectrum for the primordial curvature perturbations and the energy density of the induced secondary gravitational waves can have either a sharp peak or a broad peak. The primordial black holes with the mass around $10^{-14} - 10^{-12}M_{\odot}$ produced with the enhancement mechanism can make up almost all dark matter, and the induced secondary gravitational waves accompanied with the production of primordial black holes can be tested by the pulsar timing arrays and spaced based gravitational wave observatory. Therefore, the mechanism can be tested by primordial black hole dark matter and gravitational wave observations.

* yz@bnu.edu.cn

† gaoqing1024@swu.edu.cn

‡ Corresponding author. yggong@hust.edu.cn

§ zhuzh@bnu.edu.cn

I. INTRODUCTION

The detection of gravitational wave (GW) by the Laser Interferometer Gravitational Wave Observatory (LIGO) Scientific Collaboration and the Virgo Collaboration announced the dawn of the era of multi-messenger astronomy [1–12]. It was pointed out that these GWs may be emitted by the mergers of the stellar mass primordial black holes (PBHs) [13, 14]. Due to the failure of direct detection of the particle dark matter (DM), PBHs are proposed to account for DM [15–24]. Additionally, PBHs with the masses around $10^{-17} - 10^{-15} M_{\odot}$ and $10^{-14} - 10^{-12} M_{\odot}$ can make up almost all of DM, because the abundances of PBHs at these mass windows are not constrained by observations. Furthermore, PBHs with the mass several times of the Earth’s can account for the Planet 9, which is a hypothetical astrophysical object in the outer solar system used to explain the anomalous orbits of trans-Neptunian objects [25]. PBHs are formed from the gravitational collapse of overdense regions with its density contrast at the horizon reentry during radiation domination exceeding the threshold value [26, 27]. The overdense regions may be seeded from the primordial curvature perturbations generated during inflation. To produce enough abundance of PBH DM, the amplitude of the power spectrum of the primordial curvature perturbations should be $A_s \sim \mathcal{O}(0.01)$, while the constraint on the amplitude of the power spectrum at large scales from the cosmic microwave background (CMB) anisotropy measurements is $A_s = 2.1 \times 10^{-9}$ [28]. Therefore, the feasible way to produce enough abundance of PBH DM is by enhancing the amplitude of the power spectrum at least seven-orders magnitude to reach the threshold at small scales [29–31].

An effective way to enhance the power spectrum is through the ultra-slow-roll inflation [32–34]. For the single field inflation with a canonical scalar field, introducing an inflection point in the potential is a very economic way to realize the ultra-slow-roll inflation, hence produce abundant PBH DM [29, 35–40]. However, it is not an easy task to achieve the big enhancement on the power spectrum while keeping the total number of e-folds around $50 - 60$ by fine tuning the model parameters [41, 42]. Non-minimal coupling to gravity and non-canonical kinetic terms were then considered [43–49]. With the coupling parameter $1/M^2$ for the non-minimally derivative coupling to Einstein tensor generalizing to a special function $g(\phi) = h/\sqrt{1 + (\phi - \phi_p)^2/w^2}$, the inflationary model with the potential $\phi^{2/5}$ succeed enhancing the power spectrum up to seven orders of magnitude at small scales [44–46],

but both the potential and the coupling function $g(\phi)$ in this mechanism are restricted to specific forms, and we need to fine tune the model parameters. Motivated by k inflation [50, 51] and G inflation [52–55], the non-canonical kinetic term $[1 + G_p(\phi)]\dot{\phi}^2/2$ with the peak function $G_p = h/(1 + |\phi - \phi_p|/w)$ was proposed to enhance the power spectrum and produce abundant PBH DM [47]. Although the problem with fine tuning of the model parameters is eased in this mechanism, but the potential was restricted to be $\phi^{2/5}$. This enhancement mechanism was then improved by generalizing the non-canonical kinetic term to be $G_p(\phi) + f(\phi)$ [56]. The function G_p is used to enhance the power spectrum and the function $f(\phi)$ is acted as a chameleon field to modify the shape of the potential to make the model consistent with the observations. In this improved mechanism, it was shown that the inflation driven by the Higgs boson with the potential $\lambda\phi^4/4$ in the standard model of particle physics satisfies the CMB constraints and provides the seed of PBH DM [56]. The improved mechanism also works for T-model and other peak functions are also possible, so the potential for the inflaton and the peak function are not restricted in this mechanism.

Accompanied by the formation of PBHs, the large scalar perturbations at small scales induce secondary gravitational waves (SGWs) after the horizon reentry during the radiation dominated epoch [57–83]. These SGWs that have a vast range of frequencies and consist of the stochastic background can be detected by Pulsar Timing Arrays (PTA) [84–88] and the space based GW detectors like Laser Interferometer Space Antenna (LISA) [89, 90], Taiji [91] and TianQin [92] in the future, and in turn disclose the properties of the PBHs and primordial power spectrum at small scales.

In this paper, we elaborate on the mechanism proposed in Ref. [56] in detail. We consider a general peak function $G_p(\phi) = h/[1 + (|\phi - \phi_p|/w)^q]$ and show that both sharp peak and broad peak can be generated in this mechanism. The scale where the power spectrum is enhanced can be adjusted by the parameter ϕ_p , and the peak shape of the power spectrum can be adjusted by the power index q . The paper is organized as follows. In Sec. II, we review the enhancement mechanism for the primordial curvature perturbations proposed in Ref. [56]. We discuss the production of PBH DM and SGWs from the Higgs model in Sec III, and the generation of both PBH DM and SGWs from T-model is considered in Sec IV. We conclude the paper in Sec. V.

II. THE ENHANCEMENT MECHANISM

In this section, we review the enhancement mechanism of the power spectrum at small scales proposed in Ref. [47, 56]. The action is

$$S = \int dx^4 \sqrt{-g} \left[\frac{1}{2} R + X + G(\phi)X - V(\phi) \right], \quad (1)$$

where $X = -g_{\mu\nu} \nabla^\mu \phi \nabla^\nu \phi / 2$, the non-canonical kinetic term may arise from scalar tensor theory of gravity, G inflation [52] or k inflation [50, 51], and we take the convention $8\pi G = 1$. After inflation, we expect $G(\phi)$ is negligible so that the non-canonical kinetic term disappears. The background equations are

$$3H^2 = \frac{1}{2} \dot{\phi}^2 + V(\phi) + \frac{1}{2} \dot{\phi}^2 G(\phi), \quad (2)$$

$$2\dot{H} + 3H^2 + \frac{1}{2} \dot{\phi}^2 - V(\phi) + \frac{1}{2} \dot{\phi}^2 G(\phi) = 0, \quad (3)$$

$$\ddot{\phi} + 3H\dot{\phi} + \frac{V_\phi + \dot{\phi}^2 G_\phi / 2}{1 + G(\phi)} = 0, \quad (4)$$

where $G_\phi = dG(\phi)/d\phi$ and $V_\phi = dV/d\phi$. The slow-roll parameters are defined as

$$\epsilon_H = -\frac{\dot{H}}{H^2}, \quad \eta_H = -\frac{\ddot{\phi}}{H\dot{\phi}}, \quad \epsilon_G = -\frac{G_\phi \dot{\phi}^2}{2V_\phi}, \quad (5)$$

and the corresponding slow-roll conditions are

$$|\epsilon_H| \ll 1, \quad |\eta_H| \ll 1, \quad |\epsilon_G| \ll 1. \quad (6)$$

Under these slow-roll conditions, the background Eqs. (2) and (4) become

$$3H^2 \approx V, \quad (7)$$

$$3H\dot{\phi}(1 + G) + V_\phi \approx 0. \quad (8)$$

Combining the slow-roll background equations and the definitions of the slow-roll parameters, we have

$$\epsilon_H \approx \frac{\epsilon_V}{1 + G}, \quad (9)$$

$$\eta_H \approx \frac{\eta_V}{1 + G} - \frac{\epsilon_V}{1 + G} - \frac{\sqrt{2\epsilon_V} G_\phi}{(1 + G)^2}, \quad (10)$$

where the potential slow-roll parameters are defined as

$$\epsilon_V = \frac{1}{2} \left(\frac{V_\phi}{V} \right)^2, \quad \eta_V = \frac{V_{\phi\phi}}{V}. \quad (11)$$

The power spectrum for the curvature perturbation is

$$\mathcal{P}_\zeta = \frac{H^4}{4\pi^2 \dot{\phi}^2 (1+G)} \approx \frac{V^3}{12\pi^2 V_\phi^2} (1+G). \quad (12)$$

If the non-canonical kinetic term disappears, $G = 0$, then we recover the result in standard slow-roll inflation. In other words, the non-canonical kinetic coupling G can be used to enhance the scalar power spectrum at small scales. The scalar spectral index is

$$\begin{aligned} n_s - 1 &= \frac{d \ln \mathcal{P}_\zeta}{d \ln k} = -4\epsilon_H + 2\eta_H - \frac{G_\phi}{1+G} \frac{\dot{\phi}}{H} \\ &\approx \frac{1}{1+G} \left(2\eta_V - 6\epsilon_V - \frac{G_\phi}{1+G} \sqrt{2\epsilon_V} \right). \end{aligned} \quad (13)$$

Because tensor perturbations are independent of scalar perturbations and the additional non-canonical kinetic term doesn't introduce any tensor degree of freedom, so the tensor power spectrum is the same as that in the canonical case

$$\mathcal{P}_T = \frac{H^2}{2\pi^2} \approx \frac{V}{6\pi^2}. \quad (14)$$

Combining the scalar power spectrum (12) and the tensor power spectrum (14), we obtain the tensor-to-scalar ratio

$$r \simeq \frac{16\epsilon_V}{1+G}. \quad (15)$$

Since the Planck 2018 results give $A_s = 2.1 \times 10^{-9}$ at the pivotal scale $k_* = 0.05 \text{ Mpc}^{-1}$ [28], in order to produce enough abundance PBH DM, the scalar power spectrum should be enhanced at least seven-orders of magnitude to reach $A_s \sim \mathcal{O}(0.01)$ at small scales. From the power spectrum (12), we see that a high peak in the coupling function $G(\phi)$ could realize this purpose. If we want the effect of the peak function is only to enhance the power spectrum at small scales while keeping the predictions of n_s and r at large scales, the peak function should be negligible away from the peak. Inspired by the coupling $\omega(\phi) = 1/\phi$ in Brans-Dicke theory [93], a suitable peak function is [47]

$$G_p(\phi) = \frac{h}{1 + |\phi - \phi_p|/w}, \quad (16)$$

where $h \sim \mathcal{O}(10^9)$ gives the amplitude of the peak, $w \sim \mathcal{O}(10^{-10})$ controls the width of the peak, and ϕ_p determines the position of the peak in the power spectrum. Because the peak function is negligible at the CMB scale, from Eq. (13) and Eq. (15), the scalar spectral index

and the tensor-to-scalar ratio reduce to the standard canonical slow-roll inflation results

$$n_s - 1 = 2\eta_V - 6\epsilon_V, \quad (17)$$

$$r \simeq 16\epsilon_V. \quad (18)$$

With the help of Eqs. (7) and (8), we obtain the number of e -folds before the end of inflation at the horizon exit for the pivotal scale,

$$N = \int_{\phi_e}^{\phi_*} \frac{V}{V_\phi} d\phi + \Delta N, \quad (19)$$

where the first term is the e -folding number from the standard slow roll inflation and the second term is from the peak function

$$\Delta N = \frac{V(\phi_p)}{V_\phi(\phi_p)} \int_{\phi_p+\Delta\phi}^{\phi_p-\Delta\phi} G d\phi. \quad (20)$$

Although the peak function does not affect n_s and r at large scales, it influences e -folding number and contributes to about 20 e -folds, henceforth effectively moves ϕ_* closer to ϕ_e in order to keep the total e -folds around 60. In summary, the predictions of n_s and r at the pivotal scale for the inflation model with the non-canonical kinetic term is the same as the canonical one with the e -folding number around 40.

The Planck 2018 constraints [28, 94]

$$n_s = 0.9649 \pm 0.0042 \text{ (68\%CL)}, \quad r_{0.05} < 0.06 \text{ (95\%CL)}, \quad (21)$$

favor the parametrization

$$n_s = 1 - \frac{2}{N}, \quad (22)$$

with $N = 60$. This result can be obtained from many inflation models [95–97]. With the e -folding number reducing to 40, the formula (22) is inconsistent with the observational data, and it should be modified to

$$n_s = 1 - \frac{4}{3N}, \quad (23)$$

to be consistent with the observational data with $N = 40$. To get the inflation potential with the prediction (23), we can use the method of potential reconstruction [98]. The reconstructed potential from the general parametrization

$$n_s = 1 - \frac{n+2}{2N}, \quad (24)$$

is the chaotic inflation [98, 99]

$$V(\phi) = V_0\phi^n, \quad (25)$$

and the corresponding tensor-to-scalar ratio is

$$r = \frac{4n}{N}. \quad (26)$$

Comparing Eq. (24) to Eq. (23), we get $n = 2/3$, and the predictions are

$$n_s = 0.967, \quad r = 0.067, \quad (27)$$

where the tensor-to-scalar ratio is a bit large compared with the observational constraints (21). To obtain a smaller tensor-to-scalar ratio, from Eq. (26), we need a smaller n . For the sake of simplicity, we consider $n = 1/3$, and the predictions are

$$n_s = 0.971, \quad r = 0.033. \quad (28)$$

In fact, the allowed values of n from the observational constraints is broad, for example, the potential with $n = 2/5$ discussed in Ref. [47] gives

$$n_s = 0.970, \quad r = 0.040, \quad (29)$$

which is consistent with the observational constraints. On the other hand, the e -folding number contributed from the peak function is not exact 20, it depends on the model parameters. If the peak function contributes 25 e -folds, the effective number of e -folds is 35, from Eq. (24) and Eq. (26), the potential with $n = 1/3$ and $N = 35$ gives $n_s = 0.967$ and $r = 0.038$ which satisfy the observational constraints (21). Therefore, for suitable model parameters, the predictions of these models could be consistent with CMB constraints.

Because the effective e -folding number is about 40, the usual inflationary potentials that satisfy the observational constraints with $N \sim 60$ would become incompatible with CMB observations with the enhancement mechanism. Therefore, the application of this mechanism is limited. To overcome this limitation, we take the advantage of the non-canonical kinetic term with a peak function and the success of the power-law potential $U(\Phi) = U_0\Phi^n$, so we take the form of the non-canonical coupling function to be

$$G(\phi) = G_p(\phi) + f(\phi), \quad (30)$$

where the peak function $G_p(\phi)$ is used to enhance the scalar power spectrum at small scales, the function $f(\phi)$ is acted as a chameleon field so that the potential $V(\phi)$ is adjusted to become the power-law potential $U(\Phi)$. More specifically, around the peak $f(\phi) \ll G_p(\phi)$, so the peak function enhances the scalar power spectrum and contributes about 20 e-folds. Away from the peak we use the function $f(\phi)$ to change the non-canonical scalar field with the potential $V(\phi)$ to the canonical scalar field Φ with the potential $U(\Phi)$. In particular, under the transformation

$$d\Phi = \sqrt{1 + f(\phi)}d\phi, \quad U(\Phi) = V[\phi(\Phi)], \quad (31)$$

the action (1) becomes

$$S = \int dx^4 \sqrt{-g} \left[\frac{1}{2}R - \frac{1}{2}g_{\mu\nu} \nabla^\mu \Phi \nabla^\nu \Phi - U(\Phi) \right]. \quad (32)$$

With the help of the chameleon function $f(\phi)$, we arrive at the standard case with the canonical scalar field Φ , so at large scales the scalar spectral index and the tensor-to-scalar ratio are

$$n_s - 1 \simeq 2\eta_U - 6\epsilon_U, \quad (33)$$

$$r \simeq 16\epsilon_U, \quad (34)$$

where ϵ_U and η_U are

$$\epsilon_U = \frac{1}{2} \left(\frac{U_\Phi}{U} \right)^2, \quad \eta_U = \frac{U_{\Phi\Phi}}{U}. \quad (35)$$

Therefore, the effect of the function $f(\phi)$ is to reshape the potential $V(\phi)$ to $U(\Phi)$ so that the predictions could be consistent with the observational constraints. In other words, for a given potential $V(\phi)$, from the transformation (31), we can find a corresponding function $f(\phi)$ and keep the predictions for n_s and r the same as that given by the effective potential $U(\Phi)$. For example, for the power-law potential $U(\Phi) = U_0 \Phi^n$, the relation between $f(\phi)$ and potential $V(\phi)$ is

$$f(\phi) = \frac{1}{n^2} \left(\frac{1}{U_0} \right)^{2/n} V^{\frac{2}{n}-2} V_\phi^2. \quad (36)$$

The chaotic inflation with $n = 1/3$ and $N \approx 40$ is consistent with the observational constraints as discussed above, so the potential $V(\phi)$ is not restricted to a specific form.

Besides the loose restriction on the potential, to enhance the power spectrum, the peak function $G_p(\phi)$ is not restricted to the form (16) too. The peak function with a similar form

as Eq. (16) can also successfully enhance the scalar power spectrum to produce abundant PBH DM and contribute about 20 e -folds, such as the peak function

$$G_p = \frac{h}{\sqrt{1 + \left(\frac{\phi - \phi_p}{w}\right)^2}}, \quad (37)$$

which is discussed in Refs. [44, 47]. In this paper, we consider a general peak function,

$$G_p(\phi) = \frac{h}{1 + (|\phi - \phi_p|/w)^q}, \quad (38)$$

where the power index q controls the shape of the enhanced power spectrum. The peak function with a larger q has a flatter peak, leading to a wider peak in the power spectrum. Therefore, by choosing different q in the peak function, we can obtain different shapes for the enhanced power spectrum. The peak function with different q is shown in Fig. 1.

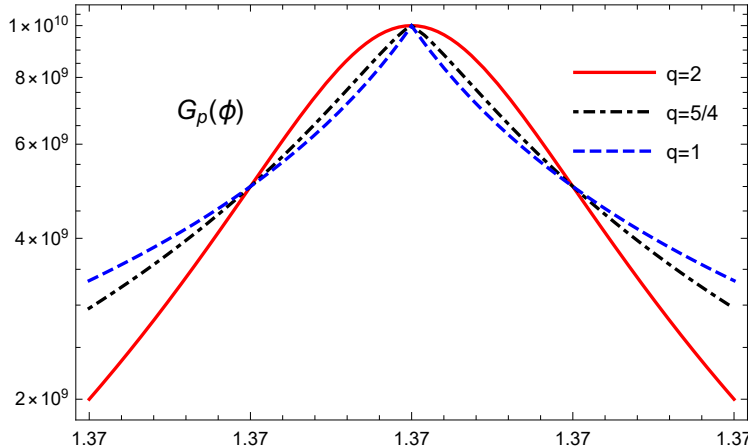


FIG. 1. The peak function $G_p(\phi)$ with different q .

In summary, in our mechanism, the predictions for n_s and r are determined by the effective potential $U(\Phi)$ and the original potential in the action (1) is not restricted to a special form because the function $f(\phi)$ can reshape it to the effective potential; the shape of the enhanced power spectrum is controlled by q in the peak function. In the next sections, we apply this mechanism to Higgs model and T-model.

III. HIGGS MODEL

In this section, we show that the Higgs field can not only drive the inflation but also explain DM in our universe in terms of PBH. The Higgs potential is

$$V(\phi) = \frac{\lambda}{4}\phi^4. \quad (39)$$

To obtain the predictions consistent with the observational constraints, we consider the effective potential $U(\phi) = U_0\Phi^n$ with $n = 1/3$ and $n = 2/3$, other values of n such as $n = 2/5$ and other forms of $U(\Phi)$ are also possible. Substituting the Higgs potential (39) into Eq. (36), we obtain

$$f(\phi) = f_0\phi^{-2+8/n}, \quad (40)$$

where

$$f_0 = \frac{16}{n^2} \left(\frac{\lambda}{4U_0} \right)^{2/n}. \quad (41)$$

For the convenience of discussion, we take $f_0 = 1$. For $n = 1/3$, we get

$$f(\phi) = \phi^{22}. \quad (42)$$

For $n = 2/3$, we get

$$f(\phi) = \phi^{10}. \quad (43)$$

At low energy scales $\phi \ll 1$, $f(\phi)$ is negligible and the model reduces to the standard case with the canonical kinetic term.

As mentioned above, the peak shape of the enhanced power spectrum is determined by q in the peak function (38). To obtain different shapes of peak in the power spectrum, we consider the peak function (38) with $q = 1$ and $q = 5/4$ to demonstrate the sharp and broad peaks. To distinguish different models, as shown in Table I, we label the model with $n = 1/3$ and $q = 1$ as H11, the model with $n = 1/3$ and $q = 5/4$ as H12, the model with $n = 2/3$ and $q = 1$ as H21, and the model with $n = 2/3$ and $q = 5/4$ as H22, respectively.

Choosing the model parameter λ , the value of the scalar field ϕ_* at the pivotal scale, the parameters h , w and ϕ_p in the peak function as shown in Table II, we numerically solve the background equations (2)-(4) and the perturbation equation

$$\frac{d^2 u_k}{d\eta^2} + \left(k^2 - \frac{1}{z} \frac{d^2 z}{d\eta^2} \right) u_k = 0, \quad (44)$$

Label	$U(\phi) = U_0\Phi^n$	q
H11	$n = 1/3$	$q = 1$
H12	$n = 1/3$	$q = 5/4$
H21	$n = 2/3$	$q = 1$
H22	$n = 2/3$	$q = 5/4$

TABLE I. The labelling for the Higgs models with different peak functions and effective potentials.

to obtain the scalar power spectrum $\mathcal{P}_\zeta = k^3|\zeta_k|^2/(2\pi^2)$, where the conformal time $\eta = \int dt/a(t)$, $u_k = z\zeta_k$ and $z = a\dot{\phi}(1+G)^{1/2}/H$. In Fig. 2, we show the results of the power spectra for the models H11 and H12 with blue and black lines respectively. The results for the models H21 and H21 are similar. From Fig. 2, we see that the power spectrum produced in the model H11 has a sharp peak while the power spectrum produced in the model H12 has a broad peak. Therefore, we can adjust the peak shape by choosing q . Additionally, the peak position or the scale where the power spectrum is enhanced can be adjusted by the parameter ϕ_p as shown in Table II and Fig. 2. To distinguish the scale for the enhanced power spectrum, we use additional labels “w”, “e” and “s” as shown in Table II. We also numerically calculate the scalar spectral index n_s and the tensor-to-scalar ratio r for these models and the results are shown in Table II. As expected, the peak function has little influence on n_s and r , and n_s and r are determined by the effective potential. For the models H11 and H12, we get

$$n_s \approx 0.969, \quad r \approx 0.037. \quad (45)$$

These results are consistent with the observational constraints and the slow-roll predictions (28).

When the primordial curvature perturbation reenters the horizon during radiation dominated epoch, if the energy density contrast is large enough, it may gravitationally collapse to form PBHs. The parameter to describe the abundance of PBHs is the current fractional energy density of PBHs with the mass M to DM which is derived in appendix A in detail, and it is [20, 29]

$$Y_{\text{PBH}}(M) = \frac{\beta(M)}{3.94 \times 10^{-9}} \left(\frac{\gamma}{0.2}\right)^{1/2} \left(\frac{g_*}{10.75}\right)^{-1/4} \left(\frac{0.12}{\Omega_{\text{DM}} h^2}\right) \left(\frac{M}{M_\odot}\right)^{-1/2}, \quad (46)$$

where M_\odot is the solar mass, $\gamma = 0.2$ [103], g_* is the effective degrees of freedom at the

Model	h	w	ϕ_p	ϕ_*	$\lambda/10^{-10}$	N	n_s	r	$k_{\text{peak}}/\text{Mpc}^{-1}$
H11w	1.12×10^{10}	2.13×10^{-10}	1.354	1.4	12.08	66	0.969	0.038	2.42×10^{12}
H12w	1.60×10^{11}	2.06×10^{-10}	1.30	1.4	12.44	66	0.966	0.039	2.10×10^{12}
H11e	1.07×10^{10}	2.01×10^{-10}	1.373	1.4	11.96	63	0.971	0.037	1.00×10^9
H12e	1.34×10^{11}	1.97×10^{-10}	1.347	1.4	12.40	62	0.966	0.039	9.43×10^8
H11s	7.85×10^{10}	2.1×10^{-11}	1.396	1.41	9.72	61	0.978	0.031	3.05×10^5
H12s	1.17×10^{11}	1.98×10^{-10}	1.374	1.4	12.38	61	0.967	0.039	2.48×10^5
H21w	7.29×10^9	1.94×10^{-10}	1.73	1.87	6.76	62	0.967	0.068	3.35×10^{12}
H22w	1.68×10^{11}	1.85×10^{-10}	1.64	1.86	7.48	68	0.964	0.074	1.92×10^{12}
H21e	6.95×10^9	1.94×10^{-10}	1.79	1.87	6.68	61	0.968	0.068	1.06×10^9
H22e	1.31×10^{11}	1.85×10^{-10}	1.754	1.87	6.84	65	0.966	0.069	1.00×10^9
H21s	6.95×10^9	1.90×10^{-10}	1.835	1.87	6.48	61	0.974	0.065	3.05×10^5
H22s	1.19×10^{11}	1.82×10^{-10}	1.81	1.87	6.84	64	0.966	0.069	2.85×10^5

TABLE II. The chosen parameter sets and the predictions of n_s and r for the Higgs model.

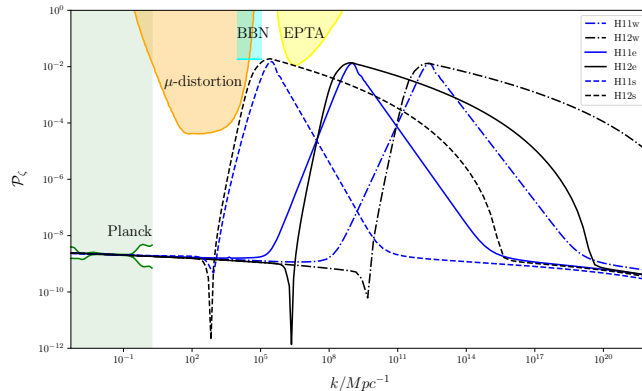


FIG. 2. The enhanced power spectrum in the Higgs model. The blue and black lines denote the results for the models H11 with sharp peak and H12 with broad peak, respectively. The lightgreen shaded region is excluded by the CMB observations [28]. The yellow, cyan and orange regions show the constraints from the PTA observations [100], the effect on the ratio between neutron and proton during the big bang nucleosynthesis (BBN) [101] and μ -distortion of CMB [102], respectively.

formation time, Ω_{DM} is the current energy density parameter of DM and $\Omega_{\text{DM}}h^2 = 0.12$ [104]; the fractional energy density of PBHs at the formation related to the power spectrum is [105–107]

$$\beta(M) \approx \sqrt{\frac{2}{\pi}} \frac{\sqrt{\mathcal{P}_\zeta}}{\mu_c} \exp\left(-\frac{\mu_c^2}{2\mathcal{P}_\zeta}\right), \quad (47)$$

with $\mu_c = 9\delta_c/4$ and the threshold of the density perturbation for the PBH formation $\delta_c = 0.4$ [107–111]. The value of δ_c may become larger by a factor of two if the non linearities between the Gaussian curvature perturbation and the density contrast and the non-linear effects arising at horizon crossing are considered [112, 113]. Furthermore, the abundance of PBHs depends on the shape and non-Gaussianity of \mathcal{P}_ζ and non-linear statistics need to be taken into account [114–116]. Combining Eq. (46) and Eq. (47), and using the numerical results of the power spectra of the models in Table II and Fig. 2, we obtain the abundance of PBHs for the corresponding models, and the results are shown in Fig. 3. The mass scale and the peak abundance of PBHs are shown in Table III.

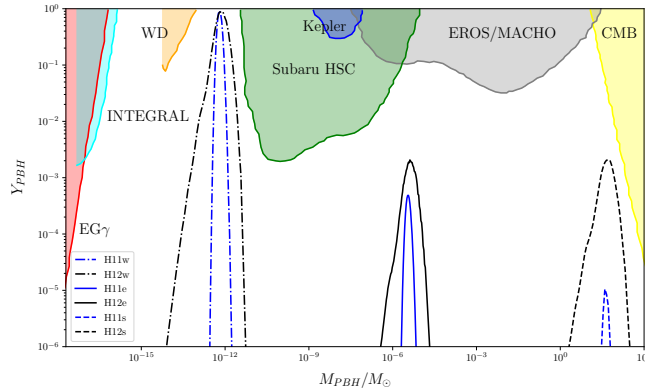


FIG. 3. The abundances of PBHs produced in the models H11 and H12. The blue and black lines denote the results for the models H11 and H12, respectively. The shaded regions show the observational constraints on the PBH abundance: the yellow region from accretion constraints by CMB [117, 118], the red region from extragalactic gamma-rays by PBH evaporation (EG γ) [119], the cyan region from galactic center 511 keV gamma-ray line (INTEGRAL) [120–122], the orange region from white dwarf explosion (WD) [123], the green region from microlensing events with Subaru HSC [124], the blue region from the Kepler satellite [125], the gray region from the EROS/MACHO [126].

From Figs. 2 and 3, we see that different peak scales correspond to different masses of PBHs. A broad peak in the primordial scalar power spectrum produces a broad peak in Y_{PBH} . The models with the label “w” produce PBHs with the mass around $10^{-14} - 10^{-12} M_{\odot}$, the models with the label “e” produce PBHs with the earth’s mass, the models with the label “s” produce PBHs with the stellar mass. The PBHs with masses around $10^{-14} - 10^{-12} M_{\odot}$ almost make up all the DM and the peak abundance of them are about $Y_{\text{PBH}}^{\text{peak}} \approx 1$. Therefore, the Higgs field not only drives inflation but also explains DM. In our models H11e, H12e, H21e and H22e, we successfully produce PBHs with the mass around $\mathcal{O}(1)M_{\oplus}$ which could be used to explain the origin of the Planet 9. PBHs with the stellar mass which explain the LIGO events are also produced in the Higgs model.

Model	$\mathcal{P}_{\zeta(\text{peak})}$	$M_{\text{peak}}/M_{\odot}$	$Y_{\text{PBH}}^{\text{peak}}$	f_c/Hz
H11w	0.0130	6.28×10^{-13}	0.93	4.11×10^{-3}
H12w	0.0130	8.31×10^{-13}	0.89	3.57×10^{-3}
H11e	0.0131	3.66×10^{-6}	4.85×10^{-4}	1.70×10^{-6}
H12e	0.0137	4.13×10^{-6}	2.07×10^{-3}	1.50×10^{-6}
H11s	0.0151	39.46	1.05×10^{-5}	5.06×10^{-10}
H12s	0.0189	45.37	2.05×10^{-3}	4.40×10^{-10}
H21w	0.0128	2.98×10^{-13}	0.90	5.69×10^{-3}
H22w	0.0129	9.11×10^{-13}	0.65	3.11×10^{-3}
H21e	0.0134	3.29×10^{-6}	9.86×10^{-4}	1.82×10^{-6}
H22e	0.0138	3.66×10^{-6}	2.67×10^{-3}	1.70×10^{-6}
H21s	0.0161	39.5	5.21×10^{-5}	5.06×10^{-10}
H22s	0.0173	39.5	2.87×10^{-4}	4.72×10^{-10}

TABLE III. The results for the peak amplitude of the primordial scalar power spectrum, the peak mass and abundance of PBH and the peak frequency of SGWs with the chosen parameter sets shown in Table II.

Accompanied by the production of PBHs, the large scalar perturbations induce GWs during radiation. These SGWs consist of the stochastic background, and they could be detected by the space based GW detectors like LISA [89, 90], Taiji [91] and TianQin [92] in the future and provide additional constraints on the primordial Universe. We derive the

energy density of induced SGWs in the radiation domination in detail in the appendix B, and it is [69, 74]

$$\Omega_{\text{GW}}(k, \eta) = \frac{1}{6} \left(\frac{k}{aH} \right)^2 \int_0^\infty dv \int_{|1-v|}^{1+v} du \left[\frac{4v^2 - (1 - u^2 + v^2)^2}{4uv} \right]^2 \overline{I_{\text{RD}}^2(u, v, x)} P_\zeta(kv) P_\zeta(ku), \quad (48)$$

where I_{RD} is defined in Eq. (B16). Substituting the numerical results of the power spectra of the models listed in Table II into Eq. (48), we obtain the energy density Ω_{GW} of the induced SGWs for the corresponding models and the results are shown in Fig. 4. The peak frequencies of these SGWs are shown in Table III. From Table III, we see that the peak frequencies of the SGWs are around mHz, 10^{-6} Hz and nHz respectively. For the models H11 and H21, both \mathcal{P}_ζ and Ω_{GW} have sharp peaks. The mHz and nHz SGWs may be detected by LISA/Taiji/TianQin and PTA respectively. For the models H12 and H22, the enhanced \mathcal{P}_ζ has half-domed shape and Ω_{GW} has a broad shape which spans a wide frequency bands. The models H12s and H22s which produce the stellar mass PBHs are excluded by the EPTA data [84–87]. The models H12w, H12e, H22w and H22e can be tested by LISA/Taiji/TianQin.

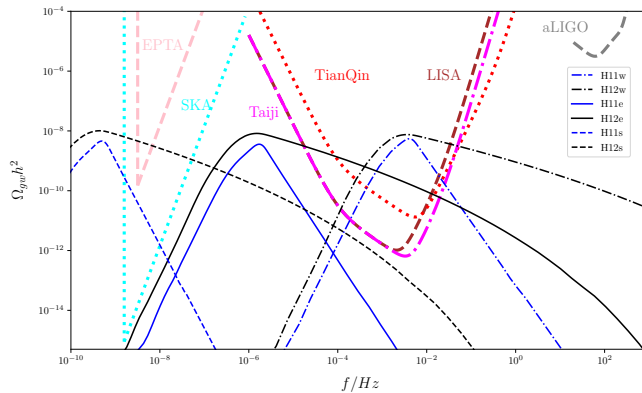


FIG. 4. The scalar induced secondary GWs for the Higgs model. The blue and black lines denote the models H11 and H12, respectively. The pink dashed curve denotes the EPTA limit [84–87], the cyan dotted curve denotes the SKA limit [88], the red dot-dashed curve in the middle denotes the TianQin limit [92], the dotted magenta curve shows the Taiji limit [91], the brown dashed curve shows the LISA limit [90], and the grey dotdashed curve denotes the aLIGO limit [127, 128].

IV. T-MODEL

T-model with the canonical kinetic term is consistent with the observational constraints. In this section, we show that our mechanism works for T-model too, henceforth show that the inflationary potentials in our mechanism are not restricted. The potential for T-model is [129–131]

$$V(\phi) = V_0 \tanh^{2m} \left(\frac{\phi}{\sqrt{6\alpha}} \right). \quad (49)$$

Substituting the potential (49) into Eq. (36), we obtain

$$f(\phi) = f_0 \operatorname{sech}^4 \left(\frac{\phi}{\sqrt{6\alpha}} \right) \tanh^{-2+4m/n} \left(\frac{\phi}{\sqrt{6\alpha}} \right), \quad (50)$$

where

$$f_0 = \frac{2}{3\alpha} \left(\frac{V_0}{U_0} \right)^{2/n} \frac{m^2}{n^2}. \quad (51)$$

For the parameters considered in this section, we take $f_0 = 36$. For $n = 1/3$, we obtain

$$f(\phi) = 36 \operatorname{sech}^4 \left(\frac{\phi}{\sqrt{6\alpha}} \right) \tanh^{12m-2} \left(\frac{\phi}{\sqrt{6\alpha}} \right). \quad (52)$$

For $n = 2/3$, we obtain

$$f(\phi) = 36 \operatorname{sech}^4 \left(\frac{\phi}{\sqrt{6\alpha}} \right) \tanh^{6m-2} \left(\frac{\phi}{\sqrt{6\alpha}} \right). \quad (53)$$

Similar to the Higgs model, at low energy scales $\phi \ll 1$, $f(\phi)$ is negligible and the model reduces to the standard case with the canonical kinetic term.

As discussed above, the peak shape of the enhanced power spectrum is determined by q in the peak function (38). Similar to the Higgs model, we also consider the peak function (38) with $q = 1$ and $q = 5/4$ to explore the sharp and broad peaks. To distinguish different models, as shown in Table IV, we label the model with $n = 1/3$ and $q = 1$ as T11, the model with $n = 1/3$ and $q = 5/4$ as T12, the model with $n = 2/3$ and $q = 1$ as T21, and the model with $n = 2/3$ and $q = 5/4$ as T22, respectively.

Choosing the parameter V_0 , the value of the scalar field ϕ_* at the pivotal scale, and the parameters h , w and ϕ_p in the peak function as shown in Table V, we numerically solve the background equations (2)-(4) and the perturbation equation (44) to obtain the scalar power spectrum and the results are shown in Fig. 5. The power spectra for the models T11 and T12 are denoted by blue and black lines respectively. The results for the models T21 and T22 are similar with those of T11 and T12, so we don't show them in the figures.

Label	$U(\phi) = U_0\Phi^n$	q
T11	$n = 1/3$	$q = 1$
T12	$n = 1/3$	$q = 5/4$
T21	$n = 2/3$	$q = 1$
T22	$n = 2/3$	$q = 5/4$

TABLE IV. The labelling for the T-models with different peak functions and effective potentials.

The power spectrum produced in the model T11 has a sharp peak while the power spectrum produced in the model T12 has a broad peak. This implies that the peak shape in the power spectrum is unaffected by the potential but affected by the peak function. The scale where the power spectrum is enhanced can be adjusted by the parameter ϕ_p and the results are shown in Table V and Fig 5. The numerical results for the scalar spectral index n_s and the tensor-to-scalar ratio r are shown in Table V. For the models T11 and T12, we get

$$n_s \approx 0.968, \quad r \approx 0.038. \quad (54)$$

These results are similar to those for the Higgs modles H11 and H12. As expected, n_s and r are almost unaffected by the peak function whose effect is negligible at large scales as well as the inflationary potential, and they are determined by the effective potential.

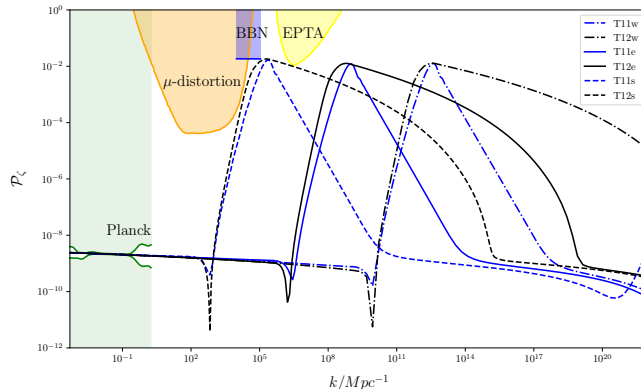


FIG. 5. The enhanced power spectrum in the T-model. The blue and black lines denote the results for the models T11 with sharp peak and T12 with broad peak, respectively.

Model	h	w	ϕ_p	ϕ_*	$U_0/10^{-9}$	N	n_s	r	$k_{\text{peak}}/\text{Mpc}^{-1}$
T11w	4.86×10^9	8.885×10^{-11}	0.44	0.81	1.67	56	0.969	0.037	4.01×10^{12}
T12w	2.109×10^{11}	8.481×10^{-11}	0.32	0.81	1.71	66	0.966	0.038	3.85×10^{12}
T11e	3.57×10^9	8.89×10^{-11}	0.58	0.81	1.65	55	0.969	0.037	1.01×10^9
T12e	1.139×10^9	8.68×10^{-11}	0.51	0.81	1.71	61	0.967	0.038	6.12×10^8
T11s	3.178×10^9	8.92×10^{-11}	0.644	0.76	1.84	51	0.970	0.040	2.31×10^5
T12s	8.633×10^9	8.56×10^{-11}	0.642	0.81	1.70	60	0.967	0.038	2.00×10^5
T21w	9.205×10^9	4.85×10^{-11}	0.80	1.31	3.07	61	0.969	0.063	3.02×10^{12}
T22w	4.51×10^{11}	4.644×10^{-11}	0.63	1.30	3.23	70	0.967	0.066	5.47×10^{12}
T21e	8.34×10^9	4.17×10^{-11}	0.98	1.31	3.04	61	0.970	0.062	8.20×10^8
T22e	2.33×10^{11}	5.54×10^{-11}	0.88	1.31	3.17	66	0.967	0.065	7.97×10^8
T21s	7.00×10^9	4.11×10^{-11}	1.14	1.31	2.97	60	0.974	0.061	2.73×10^5
T22s	2.20×10^{11}	4.74×10^{-11}	1.06	1.31	3.16	65	0.967	0.065	2.31×10^5

TABLE V. The chosen parameter sets and the predictions of n_s and r for the T-model

Using the numerical results of the power spectra for the models as shown in Fig. 5 and combining with Eq. (46), we obtain the abundances of PBHs and the results are shown in Fig. 6. The peak mass and the abundance of PBHs are shown in Table VI. The models labeled as “w” produce PBHs with the mass around $10^{-14} - 10^{-12}M_\odot$ and the peak abundance $Y_{\text{PBH}}^{\text{peak}} \approx 1$, which make up almost all the DM. The models labeled as “e” produce PBHs with the mass around $\mathcal{O}(1)M_\oplus$, which can be used to explain the origin of the Planet 9. The models labeled as “s” produce PBHs with the stellar mass that may account for the LIGO events. Therefore, in our mechanism, T-model can also produce PBHs with different mass and explain DM in terms of PBHs.

Combining the numerical results of the power spectra as shown in Fig. 5 and Eq. (48), we obtain the energy density Ω_{GW} of the induced SGWs and the results are shown in Fig. VI. The results are similar to those in the Higgs model. The peak frequencies of these SGWs are shown in Table VI. The SGWs have a sharp peak in the model T11 and have a broad peak in the model T12. The scalar perturbations producing PBHs with the mass around $10^{-14} - 10^{-12}M_\odot$ induce SGWs with the frequency around mHz which can be detected by LISA/Taiji/TianQin. The scalar perturbations producing PBHs with the mass around

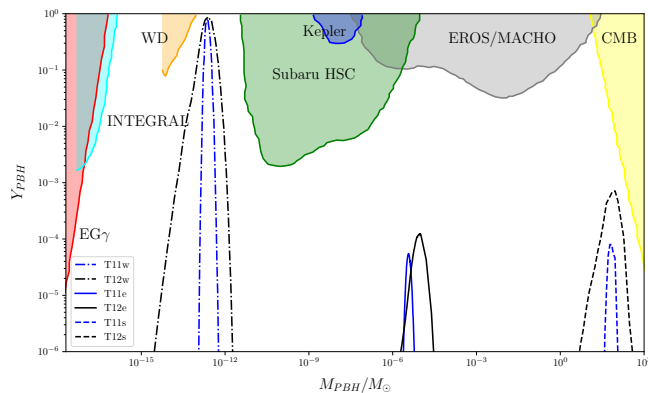


FIG. 6. The PBHs abundance for the models display in Fig. 5. The blue and black lines denote the models labeled as T11, T12, respectively.

M_{\oplus} induce SGWs with the frequency around 10^{-6} Hz. The induced SGWs with a broad peak may be detected by LISA/Taiji/TianQin, but the induced SGWs with a sharp peak is beyond the reach of either SKA [88] or LISA/Taiji/TianQin. The scalar perturbations producing PBHs with the stellar mass induce SGWs with the frequency around nHz. The induced SGWs with a broad peak are excluded by the EPTA data and the induced SGWs with a sharp peak can be tested by SKA.

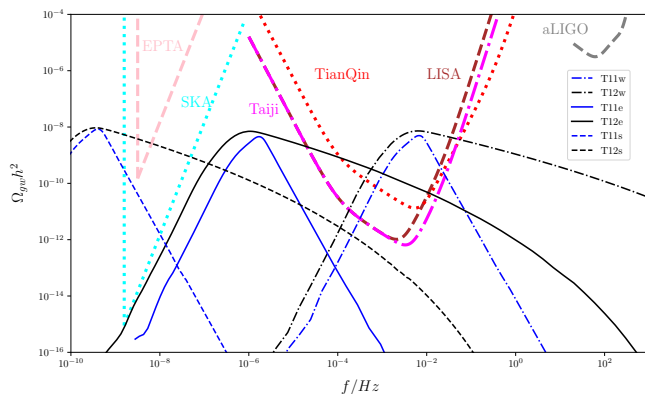


FIG. 7. The scalar induced SGWs for the T-model. The blue and black lines denote the models T11 and T12, respectively

Model	$\mathcal{P}_{\zeta(\text{peak})}$	$M_{\text{peak}}/M_{\odot}$	$Y_{\text{PBH}}^{\text{peak}}$	f_c/Hz
T11w	0.0127	2.28×10^{-13}	0.83	7.03×10^{-3}
T12w	0.0128	2.48×10^{-13}	0.88	6.54×10^{-3}
T11e	0.0122	3.67×10^{-6}	5.51×10^{-5}	1.70×10^{-6}
T12e	0.0127	9.04×10^{-6}	1.24×10^{-4}	1.07×10^{-6}
T11s	0.0165	59.97	8.00×10^{-5}	3.83×10^{-10}
T12s	0.0183	91.75	7.12×10^{-4}	3.48×10^{-10}
T21w	0.0128	4.03×10^{-13}	0.77	5.06×10^{-3}
T22w	0.0125	9.71×10^{-14}	0.58	9.91×10^{-3}
T21e	0.0127	5.47×10^{-6}	1.35×10^{-4}	1.43×10^{-6}
T22e	0.0126	5.79×10^{-6}	1.21×10^{-4}	3.21×10^{-6}
T21s	0.0166	49.4	9.73×10^{-5}	5.10×10^{-10}
T22s	0.0174	45.4	3.10×10^{-4}	4.40×10^{-10}

TABLE VI. The results for the peak amplitude of the primordial scalar power spectrum, the peak mass and abundance of PBH and the peak frequency of SGWs with the chosen parameter sets shown in Table V.

V. CONCLUSION

In the standard case that the inflaton has the canonical kinetic term and is minimally coupled to gravity, Higgs field as the inflaton is excluded by the CMB constraints because the amplitude of the primordial GWs produced in Higgs model is too large. The scalar spectral index n_s and the tensor-to-scalar ratio r predicated in T-model are consistent with Planck 2018 results. By introducing a non-canonical kinetic term with a peak, the amplitude of the primordial GWs produced in Higgs model at large scales is successfully reduced and the inflation driven by the Higgs field is consistent with Planck 2018 results. The scalar power spectrum is also enhanced at small scales. The enhanced curvature perturbations at small scales produce abundant PBH DM and generate SGWs after the horizon reentry during radiation domination. The peak scale at which the scalar power spectrum is enhanced can be easily adjusted. As examples, we use three different parameter sets to show how to get the enhanced power spectra at three different scales. With these enhanced power spectra,

PBHs with the peak mass around $10^{-14} - 10^{-12}M_{\odot}$, the earth's mass and the stellar mass are produced respectively. The corresponding peak abundances are $Y_{\text{PBH}} \sim 1$, $Y_{\text{PBH}} \sim 10^{-4}$ and $Y_{\text{PBH}} \sim 10^{-4}$. Therefore, PBHs with the peak mass around $10^{-14} - 10^{-12}M_{\odot}$ can explain almost all the DM. At the same time, SGWs with the peak frequency around mHz, 10^{-6} Hz and nHz are generated. Dependent on the peak function, the peak shape of the enhanced power spectrum can be sharp or broad like half domed, and the peak shape of the energy density of the induced SGWs can be also sharp or broad. The induced SGWs with broad peaks and peak frequency around nHz are excluded by the EPTA observations. In general, the induced SGWs can be tested by PTA observations and space based GW detectors. We also show that the enhancement mechanism works for the T-model. The results for the T-model are similar to those for the Higgs model.

In conclusion, with the enhancement mechanism provided by the non-canonical kinetic term with a peak, the Higgs field accounts for the origin of mass and DM in terms of PBHs, the induced SGWs can be tested by PTA observations and the space based GW detectors. In addition to the Higgs field, the enhancement mechanism also works for T-model and other inflationary potentials. The energy density of the induced SGWs can have sharp peaks or broad peaks. Both the GW and PBH observations can be used to test this mechanism and probe physics in the early universe.

ACKNOWLEDGMENTS

This research was supported in part by the National Natural Science Foundation of China under Grant No. 11875136, the Major Program of the National Natural Science Foundation of China under Grant No. 11690021. Z. Yi acknowledges support by China Postdoctoral Science Foundation Funded Project under Grant No. 2019M660514.

Appendix A: The primordial black holes

The primordial black holes could be those detected by LIGO/Virgo collaboration and they can also explain DM, even make up all the DM with the mass in the windows $10^{-17} - 10^{-15}M_{\odot}$ and $10^{-14} - 10^{-12}M_{\odot}$. In this appendix, we briefly review the formulae about the PBHs.

The energy density fraction of PBHs at formation to the total mass of the Universe is

$$\beta = \frac{\rho_{\text{PBH}}}{\rho} \Big|_{\text{at formation}}, \quad (\text{A1})$$

where ρ is the energy density of the Universe and ρ_{PBH} is the energy density of PBHs. The relation between the density of PBHs at the formation and that at present is

$$\rho_{\text{PBH}} = \left(\frac{a_0}{a}\right)^3 \frac{3H_0^2}{8\pi G} \Omega_{\text{PBH}0}, \quad (\text{A2})$$

where the subscript ‘0’ denotes the present value of a quantity and $\Omega_{\text{PBH}} = 8\pi G\rho_{\text{PBH}}/3H^2$ is the density parameter of PBHs. The relation between the energy density of the radiation ρ_r and temperature T is

$$\rho_r = \frac{\pi^2}{30} g_* T^4, \quad (\text{A3})$$

where g_* is the number of relativistic degrees of freedom. Assuming the entropy is conserved, we have

$$S = g_{*s} a^3 T^3 = \text{const}, \quad (\text{A4})$$

where g_{*s} is the number of entropy degrees of freedom which is approximately equal to the number of relativistic degrees of freedom, $g_{*s} = g_*$. Combining the above equations with the Friedmann equation of the Universe,

$$H^2 = \frac{8\pi G}{3} \rho, \quad (\text{A5})$$

and assuming PBHs are formed during the radiation dominated epoch, we obtain the relation of Hubble parameter at formation to that at today

$$H^2 = a^{-4} \left(\frac{g_*}{g_{*0}}\right)^{-1/3} H_0^2 \Omega_{r0}, \quad (\text{A6})$$

where we set $a_0 = 1$. Combining Eq. (A5) with Eq. (A6), and using the definition (A1), we obtain

$$\beta = \left(\frac{H_0}{H}\right)^{1/2} \left(\frac{g_*}{g_{*0}}\right)^{1/4} \Omega_{r0}^{-3/4} \Omega_{\text{PBH}0}. \quad (\text{A7})$$

The mass of the PBH could be assumed as

$$M_{\text{PBH}} = \gamma M_H, \quad (\text{A8})$$

where $\gamma \approx 0.2$ [103] is determined by the details of the formation of the PBH and M_H is the total mass in the horizon at the PBH formation,

$$M_H = \frac{4\pi}{3} H^{-3} \rho = \frac{1}{2GH}. \quad (\text{A9})$$

Combining Eq. (A8) and Eq. (A7), we obtain

$$\beta = \gamma^{-1/2} \left(\frac{M_{\text{PBH}}}{M_0} \right)^{1/2} \left(\frac{g_*}{g_{*0}} \right)^{1/4} \Omega_{r_0}^{-3/4} \Omega_{\text{PBH}_0}, \quad (\text{A10})$$

where $M_0 = (2GH_0)^{-1}$ is the horizon mass at the present. The definition for the current fractional energy density of PBHs with the mass M to the DM is

$$Y_{\text{PBH}} = \frac{\Omega_{\text{PBH}_0}}{\Omega_{\text{DM}_0}}. \quad (\text{A11})$$

Substituting the definition (A11) into (A10), we obtain

$$\beta = \gamma^{-1/2} \left(\frac{M_{\text{PBH}}}{M_0} \right)^{1/2} \left(\frac{g_*}{g_{*0}} \right)^{1/4} \Omega_{r_0}^{-3/4} \Omega_{\text{DM}_0} Y_{\text{PBH}}. \quad (\text{A12})$$

The PBHs would be formed if the density contrast of the overdense regions at horizon reentry during radiation domination exceeds a certain threshold value. In Press-Schechter theory, the fraction β could be regarded as the probability that the density contrast exceeds the threshold $\delta_c = 0.4$ [109],

$$\beta = 2 \int_{\delta_c}^1 P(\delta(R)) d\delta(R), \quad (\text{A13})$$

where $\delta(R)$ is the smoothed density contrast and $R = (aH)^{-1}$ is the smooth scale, $P(\delta(R))$ is the distribution of the smoothed overdensity. Assuming the Gaussian initial perturbations, the probability function for the smoothed density contrast is

$$P(\delta(R)) = \frac{1}{\sqrt{2\pi}\sigma(R)} \exp\left(-\frac{\delta(R)^2}{2\sigma(R)^2}\right), \quad (\text{A14})$$

with the variance satisfying

$$\sigma(R)^2 = \int_0^\infty W^2(kR) \frac{\mathcal{P}_\delta(k)}{k} dk, \quad (\text{A15})$$

where \mathcal{P}_δ is the power spectrum of the matter perturbation and $W(kR)$ is the window function. In our paper, we choose the Gaussian window function

$$W(kR) = \exp(-k^2 R^2 / 2), \quad (\text{A16})$$

other kinds of window functions are also possible [132]. The relation between the matter perturbation and the primordial curvature perturbation is

$$\mathcal{P}_\delta(k) = \frac{4(1+w)^2}{(5+3w)^2} \left(\frac{k}{aH} \right)^4 \mathcal{P}_\zeta(k). \quad (\text{A17})$$

Substituting the Gaussian window function (A16) and Eq. (A17) into Eq. (A15), the mass variance becomes

$$\sigma^2 = \frac{4(1+w)^2}{(5+3w)^2} \int_0^\infty x^3 \exp(-x^2) \mathcal{P}_\zeta(x/R) dx, \quad (\text{A18})$$

where $x = kR$. As a suitable approximation, we assume the primordial curvature power spectra is scale invariant even though it may change rapidly, because the integral (A18) is dominated by the scale $x \sim 1$ and other scale has little influence on the result [31]. The mass variance (A18) becomes

$$\sigma^2 \approx \frac{2(1+w)^2}{(5+3w)^2} \mathcal{P}_\zeta(1/R). \quad (\text{A19})$$

Substituting Eq. (A19) into the definition (A13) and combining it with the probability function (A14), we obtain

$$\beta = \text{erfc} \left(\frac{5+3w}{2(1+w)} \frac{\delta_c}{\sqrt{\mathcal{P}_\zeta}} \right) \approx \sqrt{\frac{2}{\pi}} \frac{\sqrt{\mathcal{P}_\zeta}}{\mu_c} \exp \left(-\frac{\mu_c^2}{2\mathcal{P}_\zeta} \right), \quad (\text{A20})$$

where $\text{erfc}(x)$ is the complementary error function, and

$$\mu_c = \frac{5+3w}{\sqrt{2}(1+w)} \delta_c. \quad (\text{A21})$$

Combining Eq. (A12) and Eq. (A20), we can predict the abundance of PBHs produced from the primordial curvature perturbations. Substituting $\Omega_{r_0} = 9.17 \times 10^{-5}$, $g_{*0} = 3.36$, $M_0 \approx 4.63 \times 10^{22} M_\odot$ and $H_0 = 67.27 \text{ km/s/Mpc}$ into Eq. (A10), we obtain

$$Y_{\text{PBH}}(M) = \frac{\beta(M)}{3.94 \times 10^{-9}} \left(\frac{\gamma}{0.2} \right)^{1/2} \left(\frac{g_*}{10.75} \right)^{-1/4} \left(\frac{0.12}{\Omega_{\text{DM}} h^2} \right) \left(\frac{M}{M_\odot} \right)^{-1/2}, \quad (\text{A22})$$

where M is the mass of the PBH.

Appendix B: The induced secondary gravitational waves

Accompanied by the production of PBHs, the large scalar perturbations induce SGWs during radiation domination. In this appendix, we review the generation of SGWs in detail. The perturbed metric in the Newtonian gauge in the cosmological background is

$$ds^2 = a^2(\eta) \left[-(1+2\Phi) d\eta^2 + \left\{ (1-2\Phi)\delta_{ij} + \frac{1}{2} h_{ij} \right\} dx^i dx^j \right], \quad (\text{B1})$$

where η is the conformal time and Φ is the Bardeen potential, and we neglect the anisotropic stress. The Fourier transform of tensor metric perturbations h_{ij} is

$$h_{ij}(\mathbf{x}, \eta) = \frac{1}{(2\pi)^{3/2}} \int d^3k e^{i\mathbf{k}\cdot\mathbf{x}} [h_{\mathbf{k}}(\eta) e_{ij}(\mathbf{k}) + \tilde{h}_{\mathbf{k}}(\eta) \tilde{e}_{ij}(\mathbf{k})], \quad (\text{B2})$$

where $e_{ij}(\mathbf{k})$ and $\tilde{e}_{ij}(\mathbf{k})$ are the plus and cross polarization tensors,

$$e_{ij}(\mathbf{k}) = \frac{1}{\sqrt{2}} [e_i(\mathbf{k}) e_j(\mathbf{k}) - \tilde{e}_i(\mathbf{k}) \tilde{e}_j(\mathbf{k})], \quad (\text{B3})$$

$$\tilde{e}_{ij}(\mathbf{k}) = \frac{1}{\sqrt{2}} [e_i(\mathbf{k}) \tilde{e}_j(\mathbf{k}) + \tilde{e}_i(\mathbf{k}) e_j(\mathbf{k})], \quad (\text{B4})$$

and the orthonormal basis vectors \mathbf{e} and $\tilde{\mathbf{e}}$ are orthogonal to \mathbf{k} , satisfying $\mathbf{e} \cdot \tilde{\mathbf{e}} = \mathbf{e} \cdot \mathbf{k} = \tilde{\mathbf{e}} \cdot \mathbf{k}$. The equation for the Fourier component of the tensor perturbation with either polarization induced by the scalar perturbation is [59, 60]

$$h_{\mathbf{k}}'' + 2\mathcal{H}h_{\mathbf{k}}' + k^2 h_{\mathbf{k}} = 4S_{\mathbf{k}}, \quad (\text{B5})$$

where a prime denotes the derivative with respect to the conformal time, $h_{\mathbf{k}}' = dh_{\mathbf{k}}/d\eta$, and $\mathcal{H} = a'/a$ is the conformal Hubble parameter, the scalar source is

$$S_{\mathbf{k}} = \int \frac{d^3\tilde{k}}{(2\pi)^{3/2}} e_{ij}(\mathbf{k}) \tilde{k}^i \tilde{k}^j \left[2\Phi_{\tilde{\mathbf{k}}}\Phi_{\mathbf{k}-\tilde{\mathbf{k}}} + \frac{1}{\mathcal{H}^2} \times (\Phi_{\tilde{\mathbf{k}}} + \mathcal{H}\Phi_{\tilde{\mathbf{k}}}) (\Phi_{\mathbf{k}-\tilde{\mathbf{k}}} + \mathcal{H}\Phi_{\mathbf{k}-\tilde{\mathbf{k}}}) \right], \quad (\text{B6})$$

where $\Phi_{\mathbf{k}}$ is the Fourier component of the Bardeen potential, and it can be related with its primordial value by the transfer function

$$\Phi_{\mathbf{k}} = \Psi(k\eta)\phi_{\mathbf{k}}. \quad (\text{B7})$$

where $\phi_{\mathbf{k}}$ is its primordial value. The transfer function Ψ in the radiation domination is

$$\Psi(x) = \frac{9}{x^2} \left[\frac{\sin(x/\sqrt{3})}{x/\sqrt{3}} - \cos(x/\sqrt{3}) \right]. \quad (\text{B8})$$

The primordial value $\phi_{\mathbf{k}}$ relating to the primordial curvature power spectrum \mathcal{P}_{ζ} produced during inflation is

$$\langle \phi_{\mathbf{k}} \phi_{\tilde{\mathbf{k}}} \rangle = \delta^{(3)}(\mathbf{k} + \tilde{\mathbf{k}}) \frac{2\pi^2}{k^3} \left(\frac{3 + 3w}{5 + 3w} \right)^2 \mathcal{P}_{\zeta}(k), \quad (\text{B9})$$

where w is the state of equation of the Universe determined by the time when the perturbations reenter the horizon. The definition of the power spectrum $\mathcal{P}_h(k, \eta)$ for the induced SGWs is

$$\langle h_{\mathbf{k}}(\eta) h_{\tilde{\mathbf{k}}}(\eta) \rangle = \frac{2\pi^2}{k^3} \delta^{(3)}(\mathbf{k} + \tilde{\mathbf{k}}) \mathcal{P}_h(k, \eta), \quad (\text{B10})$$

and the fractional energy density is

$$\Omega_{\text{GW}}(k, \eta) = \frac{1}{24} \left(\frac{k}{aH} \right)^2 \overline{\mathcal{P}_h(k, \eta)}. \quad (\text{B11})$$

We solve the tensor equation (B5) by the Green function method, and the solution is

$$h_k(\eta) = \frac{4}{a(\eta)} \int_{\eta_k}^{\eta} d\tilde{\eta} g_k(\eta, \tilde{\eta}) a(\tilde{\eta}) S_k(\tilde{\eta}), \quad (\text{B12})$$

where the corresponding Green function is

$$g_k(\eta, \eta') = \frac{\sin[k(\eta - \eta')]}{k}. \quad (\text{B13})$$

Substituting the solution (B12) to tensor metric perturbations into Eq. (B10), we obtain the power spectrum for the induced SGWs [59, 60, 74, 75]

$$\mathcal{P}_h(k, \eta) = 4 \int_0^{\infty} dv \int_{|1-v|}^{1+v} du \left[\frac{4v^2 - (1 - u^2 + v^2)^2}{4uv} \right]^2 I_{\text{RD}}^2(u, v, x) \mathcal{P}_{\zeta}(kv) \mathcal{P}_{\zeta}(ku), \quad (\text{B14})$$

Using the definition of the fractional energy density, we obtain

$$\Omega_{\text{GW}}(k, \eta) = \frac{1}{6} \left(\frac{k}{aH} \right)^2 \int_0^{\infty} dv \int_{|1-v|}^{1+v} du \left[\frac{4v^2 - (1 - u^2 + v^2)^2}{4uv} \right]^2 \overline{I_{\text{RD}}^2(u, v, x)} P_{\zeta}(kv) P_{\zeta}(ku), \quad (\text{B15})$$

where $u = |\mathbf{k} - \tilde{\mathbf{k}}|/k$, $v = \tilde{k}/k$, $x = k\eta$ and the integral kernel I_{RD} is [30, 75]

$$\begin{aligned} I_{\text{RD}}(u, v, x) = & \int_1^x dy y \sin(x - y) \{3\Psi(uy)\Psi(vy) \\ & + y[\Psi(vy)u\Psi'(uy) + v\Psi'(vy)\Psi(uy)] + y^2 uv\Psi'(uy)\Psi'(vy)\}. \end{aligned} \quad (\text{B16})$$

This integral kernel can split into two parts, one is the sine part and the other is the cosine part,

$$I_{\text{RD}}(u, v, x) = \frac{1}{9x} (I_s \sin x + I_c \cos x), \quad (\text{B17})$$

where the definitions of I_c and I_s are

$$I_c(u, v, x) = -4 \int_1^x y \sin(y) f(y) dy = T_c(u, v, x) - T_c(u, v, 1), \quad (\text{B18})$$

$$I_s(u, v, x) = 4 \int_1^x y \cos(y) f(y) dy = T_s(u, v, x) - T_s(u, v, 1), \quad (\text{B19})$$

and

$$T_c(u, v, x) = -4 \int_0^x y \sin(y) f(u, v, y) dy, \quad (\text{B20})$$

$$T_s(u, v, x) = 4 \int_0^x y \cos(y) f(u, v, y) dy, \quad (\text{B21})$$

with

$$f(u, v, x) = 2\Psi(vx)\Psi(ux) + [\Psi(vx) + vx\Psi'(vx)] [\Psi(ux) + ux\Psi'(ux)]. \quad (\text{B22})$$

By using the definition of the transfer function (B8), Eq. (B20) becomes

$$\begin{aligned} T_c = & \frac{-27}{8u^3v^3x^4} \left[-48uvx^2(x \cos x + 3 \sin x) \cos \frac{ux}{\sqrt{3}} \cos \frac{vx}{\sqrt{3}} \right. \\ & + 48\sqrt{3}x^2 \cos x \left(v \cos \frac{vx}{\sqrt{3}} \sin \frac{ux}{\sqrt{3}} + u \cos \frac{ux}{\sqrt{3}} \sin \frac{vx}{\sqrt{3}} \right) \\ & + 8\sqrt{3}x \sin x \left([18 - x^2(u^2 + 3 - v^2)]v \cos \frac{vx}{\sqrt{3}} \sin \frac{ux}{\sqrt{3}} \right. \\ & \left. + [18 - x^2(v^2 + 3 - u^2)]u \cos \frac{ux}{\sqrt{3}} \sin \frac{vx}{\sqrt{3}} \right) \\ & + 24x[-6 + x^2(3 - u^2 - v^2)] \cos x \sin \frac{ux}{\sqrt{3}} \sin \frac{vx}{\sqrt{3}} \\ & \left. + 24[-18 + x^2(3 + u^2 + v^2)] \sin x \sin \frac{ux}{\sqrt{3}} \sin \frac{vx}{\sqrt{3}} \right] \\ & - \frac{27(u^2 + v^2 - 3)^2}{4u^3v^3} \left(\text{Si} \left[\left(1 - \frac{u-v}{\sqrt{3}} \right) x \right] + \text{Si} \left[\left(1 + \frac{u-v}{\sqrt{3}} \right) x \right] \right. \\ & \left. - \text{Si} \left[\left(1 - \frac{u+v}{\sqrt{3}} \right) x \right] - \text{Si} \left[\left(1 + \frac{u+v}{\sqrt{3}} \right) x \right] \right), \end{aligned} \quad (\text{B23})$$

and Eq. (B21) becomes

$$\begin{aligned} T_s = & \frac{27}{8u^3v^3x^4} \left[48uvx^2(x \sin x - 3 \cos x) \cos \frac{ux}{\sqrt{3}} \cos \frac{vx}{\sqrt{3}} \right. \\ & - 48\sqrt{3}x^2 \sin x \left(v \cos \frac{vx}{\sqrt{3}} \sin \frac{ux}{\sqrt{3}} + u \cos \frac{ux}{\sqrt{3}} \sin \frac{vx}{\sqrt{3}} \right) \\ & + 8\sqrt{3}x \cos x \left([18 - x^2(u^2 + 3 - v^2)]v \cos \frac{vx}{\sqrt{3}} \sin \frac{ux}{\sqrt{3}} \right. \\ & \left. + [18 - x^2(v^2 + 3 - u^2)]u \cos \frac{ux}{\sqrt{3}} \sin \frac{vx}{\sqrt{3}} \right) \\ & + 24x[6 - x^2(3 - u^2 - v^2)] \sin x \sin \frac{ux}{\sqrt{3}} \sin \frac{vx}{\sqrt{3}} \\ & \left. + 24[-18 + x^2(3 + u^2 + v^2)] \cos x \sin \frac{ux}{\sqrt{3}} \sin \frac{vx}{\sqrt{3}} \right] - \frac{27(u^2 + v^2 - 3)}{u^2v^2} \\ & + \frac{27(u^2 + v^2 - 3)^2}{4u^3v^3} \left(\text{Ci} \left[\left(1 - \frac{u-v}{\sqrt{3}} \right) x \right] + \text{Ci} \left[\left(1 + \frac{u-v}{\sqrt{3}} \right) x \right] \right. \\ & \left. - \text{Ci} \left[\left| 1 - \frac{u+v}{\sqrt{3}} \right| x \right] - \text{Ci} \left[\left(1 + \frac{u+v}{\sqrt{3}} \right) x \right] + \ln \left| \frac{3 - (u+v)^2}{3 - (u-v)^2} \right| \right). \end{aligned} \quad (\text{B24})$$

where the functions $\text{Si}(x)$ and $\text{Ci}(x)$ are the sine-integral function and cosine-integral function defined as

$$\text{Si}(x) = \int_0^x dy \frac{\sin y}{y}, \quad \text{Ci}(x) = - \int_x^\infty dy \frac{\cos y}{y}. \quad (\text{B25})$$

At late times, the modes are deeply inside the horizon during radiation dominated era, $x \ll 1$, the integral kernel becomes

$$I_{\text{RD}}(u, v, x \rightarrow \infty) = - \frac{3\pi(u^2 + v^2 - 3)^2 \Theta(u + v - \sqrt{3})}{4u^3 v^3 x} \cos x - \frac{1}{9x} \left(T_c(u, v, 1) \cos x + \tilde{T}_s(u, v, 1) \sin x \right), \quad (\text{B26})$$

where

$$\tilde{T}_s(u, v, 1) = T_s(u, v, 1) + \frac{27(u^2 + v^2 - 3)}{u^2 v^2} - \frac{27(u^2 + v^2 - 3)^2}{4u^3 v^3} \ln \left| \frac{3 - (u + v)^2}{3 - (u - v)^2} \right|. \quad (\text{B27})$$

So the time average of the integral kernel is [30]

$$\overline{I_{\text{RD}}^2(u, v, x \rightarrow \infty)} = \frac{1}{2x^2} \left[\left(\frac{3\pi(u^2 + v^2 - 3)^2 \Theta(u + v - \sqrt{3})}{4u^3 v^3} + \frac{T_c(u, v, 1)}{9} \right)^2 + \left(\frac{\tilde{T}_s(u, v, 1)}{9} \right)^2 \right]. \quad (\text{B28})$$

Substituting the above equation into Eq. (B15), we obtain the energy density of the SGWs during the radiation dominated era.

-
- [1] B. P. Abbott *et al.* (LIGO Scientific, Virgo), Observation of Gravitational Waves from a Binary Black Hole Merger, *Phys. Rev. Lett.* **116**, 061102 (2016), [arXiv:1602.03837](#).
 - [2] B. P. Abbott *et al.* (LIGO Scientific, Virgo), GW151226: Observation of Gravitational Waves from a 22-Solar-Mass Binary Black Hole Coalescence, *Phys. Rev. Lett.* **116**, 241103 (2016), [arXiv:1606.04855](#).
 - [3] B. P. Abbott *et al.* (LIGO Scientific, VIRGO), GW170104: Observation of a 50-Solar-Mass Binary Black Hole Coalescence at Redshift 0.2, *Phys. Rev. Lett.* **118**, 221101 (2017), [Erratum: *Phys. Rev. Lett.* 121, no.12, 129901 (2018)], [arXiv:1706.01812](#).
 - [4] B. P. Abbott *et al.* (LIGO Scientific, Virgo), GW170814: A Three-Detector Observation of Gravitational Waves from a Binary Black Hole Coalescence, *Phys. Rev. Lett.* **119**, 141101 (2017), [arXiv:1709.09660](#).

- [5] B. Abbott *et al.* (LIGO Scientific, Virgo), GW170817: Observation of Gravitational Waves from a Binary Neutron Star Inspiral, *Phys. Rev. Lett.* **119**, 161101 (2017), [arXiv:1710.05832](#).
- [6] B. P. Abbott *et al.* (LIGO Scientific, Virgo), GW170608: Observation of a 19-solar-mass Binary Black Hole Coalescence, *Astrophys. J.* **851**, L35 (2017), [arXiv:1711.05578](#).
- [7] B. Abbott *et al.* (LIGO Scientific, Virgo), GWTC-1: A Gravitational-Wave Transient Catalog of Compact Binary Mergers Observed by LIGO and Virgo during the First and Second Observing Runs, *Phys. Rev. X* **9**, 031040 (2019), [arXiv:1811.12907](#).
- [8] B. Abbott *et al.* (LIGO Scientific, Virgo), Gw190425: Observation of a compact binary coalescence with total mass $\sim 3.4m_{\odot}$, *Astrophys. J. Lett.* **892**, L3 (2020), [arXiv:2001.01761](#).
- [9] R. Abbott *et al.* (LIGO Scientific, Virgo), Gw190412: Observation of a binary-black-hole coalescence with asymmetric masses, *Phys. Rev. D* **102**, 043015 (2020), [arXiv:2004.08342](#).
- [10] R. Abbott *et al.* (LIGO Scientific, Virgo), Gw190814: Gravitational waves from the coalescence of a 23 solar mass black hole with a 2.6 solar mass compact object, *Astrophys. J. Lett.* **896**, L44 (2020), [arXiv:2006.12611](#).
- [11] R. Abbott *et al.* (LIGO Scientific, Virgo), Gw190521: A binary black hole merger with a total mass of $150m_{\odot}$, *Phys. Rev. Lett.* **125**, 101102 (2020), [arXiv:2009.01075](#).
- [12] R. Abbott *et al.* (LIGO Scientific, Virgo), Gwtc-2: Compact binary coalescences observed by ligo and virgo during the first half of the third observing run, (2020), [arXiv:2010.14527](#).
- [13] S. Bird, I. Cholis, J. B. Muñoz, Y. Ali-Haïmoud, M. Kamionkowski, E. D. Kovetz, A. Raccañelli, and A. G. Riess, Did LIGO detect dark matter?, *Phys. Rev. Lett.* **116**, 201301 (2016), [arXiv:1603.00464](#).
- [14] M. Sasaki, T. Suyama, T. Tanaka, and S. Yokoyama, Primordial Black Hole Scenario for the Gravitational-Wave Event GW150914, *Phys. Rev. Lett.* **117**, 061101 (2016), [Erratum: *Phys. Rev. Lett.* 121, no. 5, 059901 (2018)], [arXiv:1603.08338](#).
- [15] P. Ivanov, P. Naselsky, and I. Novikov, Inflation and primordial black holes as dark matter, *Phys. Rev. D* **50**, 7173 (1994).
- [16] P. H. Frampton, M. Kawasaki, F. Takahashi, and T. T. Yanagida, Primordial Black Holes as All Dark Matter, *J. Cosmol. Astropart. Phys.* **04** (2010) 023, [arXiv:1001.2308](#).
- [17] K. Belotsky, A. Dmitriev, E. Esipova, V. Gani, A. Grobov, M. Y. Khlopov, A. Kirillov, S. Rubin, and I. Svadkovsky, Signatures of primordial black hole dark matter, *Mod. Phys. Lett. A* **29**, 1440005 (2014), [arXiv:1410.0203](#).

- [18] M. Y. Khlopov, S. G. Rubin, and A. S. Sakharov, Primordial structure of massive black hole clusters, *Astropart. Phys.* **23**, 265 (2005), [arXiv:astro-ph/0401532](#).
- [19] S. Clesse and J. García-Bellido, Massive Primordial Black Holes from Hybrid Inflation as Dark Matter and the seeds of Galaxies, *Phys. Rev. D* **92**, 023524 (2015), [arXiv:1501.07565](#).
- [20] B. Carr, F. Kuhnel, and M. Sandstad, Primordial black holes as dark matter, *Phys. Rev. D* **94**, 083504 (2016), [arXiv:1607.06077](#).
- [21] K. Inomata, M. Kawasaki, K. Mukaida, Y. Tada, and T. T. Yanagida, Inflationary Primordial Black Holes as All Dark Matter, *Phys. Rev. D* **96**, 043504 (2017), [arXiv:1701.02544](#).
- [22] J. García-Bellido, *Proceedings, 11th International LISA Symposium: Zurich, Switzerland, September 5-9, 2016*, Massive Primordial Black Holes as Dark Matter and their detection with Gravitational Waves, *J. Phys. Conf. Ser.* **840**, 012032 (2017), [arXiv:1702.08275](#).
- [23] E. D. Kovetz, Probing Primordial-Black-Hole Dark Matter with Gravitational Waves, *Phys. Rev. Lett.* **119**, 131301 (2017), [arXiv:1705.09182](#).
- [24] B. Carr and F. Kuhnel, Primordial black holes as dark matter: Recent developments [10.1146/annurev-nucl-050520-125911](#) (2020), [arXiv:2006.02838](#).
- [25] J. Scholtz and J. Unwin, What if Planet 9 is a Primordial Black Hole?, *Phys. Rev. Lett.* **125**, 051103 (2020), [arXiv:1909.11090](#).
- [26] B. J. Carr and S. W. Hawking, Black holes in the early Universe, *Mon. Not. Roy. Astron. Soc.* **168**, 399 (1974).
- [27] S. Hawking, Gravitationally collapsed objects of very low mass, *Mon. Not. Roy. Astron. Soc.* **152**, 75 (1971).
- [28] Y. Akrami *et al.* (Planck), Planck 2018 results. X. Constraints on inflation, *Astron. Astrophys.* **641**, A10 (2020), [arXiv:1807.06211](#).
- [29] H. Di and Y. Gong, Primordial black holes and second order gravitational waves from ultra-slow-roll inflation, *J. Cosmol. Astropart. Phys.* **1807 (2018)** 007, [arXiv:1707.09578](#).
- [30] Y. Lu, Y. Gong, Z. Yi, and F. Zhang, Constraints on primordial curvature perturbations from primordial black hole dark matter and secondary gravitational waves, *J. Cosmol. Astropart. Phys.* **12 (2019)** 031, [arXiv:1907.11896](#).
- [31] G. Sato-Polito, E. D. Kovetz, and M. Kamionkowski, Constraints on the primordial curvature power spectrum from primordial black holes, *Phys. Rev. D* **100**, 063521 (2019), [arXiv:1904.10971](#).

- [32] J. Martin, H. Motohashi, and T. Suyama, Ultra Slow-Roll Inflation and the non-Gaussianity Consistency Relation, *Phys. Rev. D* **87**, 023514 (2013), [arXiv:1211.0083](#).
- [33] H. Motohashi, A. A. Starobinsky, and J. Yokoyama, Inflation with a constant rate of roll, *J. Cosmol. Astropart. Phys.* **1509** (2015) 018, [arXiv:1411.5021](#).
- [34] Z. Yi and Y. Gong, On the constant-roll inflation, *J. Cosmol. Astropart. Phys.* **1803** (2018) 052, [arXiv:1712.07478](#).
- [35] J. Garcia-Bellido and E. Ruiz Morales, Primordial black holes from single field models of inflation, *Phys. Dark Univ.* **18**, 47 (2017), [arXiv:1702.03901](#).
- [36] C. Germani and T. Prokopec, On primordial black holes from an inflection point, *Phys. Dark Univ.* **18**, 6 (2017), [arXiv:1706.04226](#).
- [37] H. Motohashi and W. Hu, Primordial Black Holes and Slow-Roll Violation, *Phys. Rev. D* **96**, 063503 (2017), [arXiv:1706.06784](#).
- [38] J. M. Ezquiaga, J. Garcia-Bellido, and E. Ruiz Morales, Primordial Black Hole production in Critical Higgs Inflation, *Phys. Lett. B* **776**, 345 (2018), [arXiv:1705.04861](#).
- [39] G. Ballesteros, J. Beltran Jimenez, and M. Pieroni, Black hole formation from a general quadratic action for inflationary primordial fluctuations, *J. Cosmol. Astropart. Phys.* **1906** (2019) 016, [arXiv:1811.03065](#).
- [40] I. Dalianis, A. Kehagias, and G. Tringas, Primordial black holes from α -attractors, *J. Cosmol. Astropart. Phys.* **01** (2019) 037, [arXiv:1805.09483](#).
- [41] M. Sasaki, T. Suyama, T. Tanaka, and S. Yokoyama, Primordial black holes—perspectives in gravitational wave astronomy, *Class. Quant. Grav.* **35**, 063001 (2018), [arXiv:1801.05235](#).
- [42] S. Passaglia, W. Hu, and H. Motohashi, Primordial black holes and local non-gaussianity in canonical inflation, *Phys. Rev. D* **99**, 043536 (2019), [arXiv:1812.08243](#).
- [43] A. Y. Kamenshchik, A. Tronconi, T. Vardanyan, and G. Venturi, Non-Canonical Inflation and Primordial Black Holes Production, *Phys. Lett. B* **791**, 201 (2019), [arXiv:1812.02547](#).
- [44] C. Fu, P. Wu, and H. Yu, Primordial Black Holes from Inflation with Nonminimal Derivative Coupling, *Phys. Rev. D* **100**, 063532 (2019), [arXiv:1907.05042](#).
- [45] C. Fu, P. Wu, and H. Yu, Scalar induced gravitational waves in inflation with gravitationally enhanced friction, *Phys. Rev. D* **101**, 023529 (2020), [arXiv:1912.05927](#).
- [46] I. Dalianis, S. Karydas, and E. Papantonopoulos, Generalized non-minimal derivative coupling: Application to inflation and primordial black hole production, *J. Cosmol. Astropart.*

- Phys. J. C* **06** (2020) 040, [arXiv:1910.00622](#).
- [47] J. Lin, Q. Gao, Y. Gong, Y. Lu, C. Zhang, and F. Zhang, Primordial black holes and secondary gravitational waves from k and G inflation, *Phys. Rev. D* **101**, 103515 (2020), [arXiv:2001.05909](#).
- [48] M. Braglia, D. K. Hazra, F. Finelli, G. F. Smoot, L. Sriramkumar, and A. A. Starobinsky, Generating pbhs and small-scale gws in two-field models of inflation, *J. Cosmol. Astropart. Phys.* **08** (2020) 001, [arXiv:2005.02895](#).
- [49] A. Gundhi and C. F. Steinwachs, Scalaron-higgs inflation reloaded: Higgs-dependent scalaron mass and primordial black hole dark matter, (2020), [arXiv:2011.09485](#).
- [50] C. Armendariz-Picon, T. Damour, and V. F. Mukhanov, k - inflation, *Phys. Lett. B* **458**, 209 (1999), [arXiv:hep-th/9904075](#).
- [51] J. Garriga and V. F. Mukhanov, Perturbations in k -inflation, *Phys. Lett. B* **458**, 219 (1999), [arXiv:hep-th/9904176](#).
- [52] T. Kobayashi, M. Yamaguchi, and J. Yokoyama, G-inflation: Inflation driven by the Galileon field, *Phys. Rev. Lett.* **105**, 231302 (2010), [arXiv:1008.0603](#).
- [53] T. Kobayashi, M. Yamaguchi, and J. Yokoyama, Generalized G-inflation: Inflation with the most general second-order field equations, *Prog. Theor. Phys.* **126**, 511 (2011), [arXiv:1105.5723](#).
- [54] T. Kobayashi, M. Yamaguchi, and J. Yokoyama, Primordial non-Gaussianity from G-inflation, *Phys. Rev. D* **83**, 103524 (2011), [arXiv:1103.1740](#).
- [55] R. Herrera, N. Videla, and M. Olivares, G-inflation: From the intermediate, logamediate and exponential models, *Eur. Phys. J. C* **78**, 934 (2018), [arXiv:1806.04232](#).
- [56] Z. Yi, Y. Gong, B. Wang, and Z.-h. Zhu, Primordial Black Holes and Secondary Gravitational Waves from Higgs field, (2020), [arXiv:2007.09957](#).
- [57] S. Matarrese, S. Mollerach, and M. Bruni, Second order perturbations of the Einstein-de Sitter universe, *Phys. Rev. D* **58**, 043504 (1998), [arXiv:astro-ph/9707278](#).
- [58] S. Mollerach, D. Harari, and S. Matarrese, CMB polarization from secondary vector and tensor modes, *Phys. Rev. D* **69**, 063002 (2004), [arXiv:astro-ph/0310711](#).
- [59] K. N. Ananda, C. Clarkson, and D. Wands, The Cosmological gravitational wave background from primordial density perturbations, *Phys. Rev. D* **75**, 123518 (2007), [arXiv:gr-qc/0612013](#).

- [60] D. Baumann, P. J. Steinhardt, K. Takahashi, and K. Ichiki, Gravitational Wave Spectrum Induced by Primordial Scalar Perturbations, *Phys. Rev. D* **76**, 084019 (2007), [arXiv:hep-th/0703290](#).
- [61] J. Garcia-Bellido, M. Peloso, and C. Unal, Gravitational Wave signatures of inflationary models from Primordial Black Hole Dark Matter, *J. Cosmol. Astropart. Phys.* **1709** (2017) 013, [arXiv:1707.02441](#).
- [62] R. Saito and J. Yokoyama, Gravitational wave background as a probe of the primordial black hole abundance, *Phys. Rev. Lett.* **102**, 161101 (2009), [Erratum: *Phys. Rev. Lett.* 107,069901(2011)], [arXiv:0812.4339](#).
- [63] R. Saito and J. Yokoyama, Gravitational-Wave Constraints on the Abundance of Primordial Black Holes, *Prog. Theor. Phys.* **123**, 867 (2010), [Erratum: *Prog.Theor.Phys.* 126, 351–352 (2011)], [arXiv:0912.5317](#).
- [64] E. Bugaev and P. Klimai, Induced gravitational wave background and primordial black holes, *Phys. Rev. D* **81**, 023517 (2010), [arXiv:0908.0664](#).
- [65] E. Bugaev and P. Klimai, Constraints on the induced gravitational wave background from primordial black holes, *Phys. Rev. D* **83**, 083521 (2011), [arXiv:1012.4697](#).
- [66] L. Alabidi, K. Kohri, M. Sasaki, and Y. Sendouda, Observable Spectra of Induced Gravitational Waves from Inflation, *J. Cosmol. Astropart. Phys.* **09** (2012) 017, [arXiv:1203.4663](#).
- [67] N. Orlofsky, A. Pierce, and J. D. Wells, Inflationary theory and pulsar timing investigations of primordial black holes and gravitational waves, *Phys. Rev. D* **95**, 063518 (2017), [arXiv:1612.05279](#).
- [68] T. Nakama, J. Silk, and M. Kamionkowski, Stochastic gravitational waves associated with the formation of primordial black holes, *Phys. Rev. D* **95**, 043511 (2017), [arXiv:1612.06264](#).
- [69] K. Inomata, M. Kawasaki, K. Mukaida, Y. Tada, and T. T. Yanagida, Inflationary primordial black holes for the LIGO gravitational wave events and pulsar timing array experiments, *Phys. Rev. D* **95**, 123510 (2017), [arXiv:1611.06130](#).
- [70] S.-L. Cheng, W. Lee, and K.-W. Ng, Primordial black holes and associated gravitational waves in axion monodromy inflation, *J. Cosmol. Astropart. Phys.* **07** (2018) 001, [arXiv:1801.09050](#).
- [71] R.-g. Cai, S. Pi, and M. Sasaki, Gravitational Waves Induced by non-Gaussian Scalar Perturbations, *Phys. Rev. Lett.* **122**, 201101 (2019), [arXiv:1810.11000](#).

- [72] N. Bartolo, V. De Luca, G. Franciolini, M. Peloso, D. Racco, and A. Riotto, Testing primordial black holes as dark matter with lisa, *Phys. Rev. D* **99**, 103521 (2019), [arXiv:1810.12224](#).
- [73] N. Bartolo, V. De Luca, G. Franciolini, A. Lewis, M. Peloso, and A. Riotto, Primordial black hole dark matter: Lisa serendipity, *Phys. Rev. Lett.* **122**, 211301 (2019), [arXiv:1810.12218](#).
- [74] K. Kohri and T. Terada, Semianalytic calculation of gravitational wave spectrum nonlinearly induced from primordial curvature perturbations, *Phys. Rev. D* **97**, 123532 (2018), [arXiv:1804.08577](#).
- [75] J. R. Espinosa, D. Racco, and A. Riotto, A Cosmological Signature of the SM Higgs Instability: Gravitational Waves, *J. Cosmol. Astropart. Phys.* **1809 (2018)** 012, [arXiv:1804.07732](#).
- [76] R.-G. Cai, S. Pi, S.-J. Wang, and X.-Y. Yang, Resonant multiple peaks in the induced gravitational waves, *J. Cosmol. Astropart. Phys.* **05 (2019)** 013, [arXiv:1901.10152](#).
- [77] R.-G. Cai, S. Pi, S.-J. Wang, and X.-Y. Yang, Pulsar timing array constraints on the induced gravitational waves, *J. Cosmol. Astropart. Phys.* **10 (2019)** 059, [arXiv:1907.06372](#).
- [78] R.-G. Cai, Z.-K. Guo, J. Liu, L. Liu, and X.-Y. Yang, Primordial black holes and gravitational waves from parametric amplification of curvature perturbations, *J. Cosmol. Astropart. Phys.* **06 (2020)** 013, [arXiv:1912.10437](#).
- [79] R.-G. Cai, X.-Y. Yang, and Y.-F. Zhou, Constraints on mixed dark matter model of particles and primordial black holes from the galactic 511 keV line, (2020), [arXiv:2007.11804](#).
- [80] G. Domènech, Induced gravitational waves in a general cosmological background, *Int. J. Mod. Phys. D* **29**, 2050028 (2020), [arXiv:1912.05583](#).
- [81] G. Domènech, S. Pi, and M. Sasaki, Induced gravitational waves as a probe of thermal history of the universe, *J. Cosmol. Astropart. Phys.* **08 (2020)** 017, [arXiv:2005.12314](#).
- [82] J. Fumagalli, S. Renaux-Petel, J. W. Ronayne, and L. T. Witkowski, Turning in the landscape: a new mechanism for generating primordial black holes, (2020), [arXiv:2004.08369](#).
- [83] J. Fumagalli, S. Renaux-Petel, and L. T. Witkowski, Oscillations in the stochastic gravitational wave background from sharp features and particle production during inflation, (2020), [arXiv:2012.02761](#).
- [84] R. Ferdman *et al.*, The european pulsar timing array: current efforts and a leap toward the future, *Class. Quant. Grav.* **27**, 084014 (2010), [arXiv:1003.3405](#).
- [85] G. Hobbs *et al.*, The international pulsar timing array project: using pulsars as a gravitational wave detector, *Class. Quant. Grav.* **27**, 084013 (2010), [arXiv:0911.5206](#).

- [86] M. A. McLaughlin, The north american nanohertz observatory for gravitational waves, *Class. Quant. Grav.* **30**, 224008 (2013), [arXiv:1310.0758](#).
- [87] G. Hobbs, The parkes pulsar timing array, *Class. Quant. Grav.* **30**, 224007 (2013), [arXiv:1307.2629](#).
- [88] C. Moore, R. Cole, and C. Berry, Gravitational-wave sensitivity curves, *Class. Quant. Grav.* **32**, 015014 (2015), [arXiv:1408.0740](#).
- [89] K. Danzmann, Lisa: An esa cornerstone mission for a gravitational wave observatory, *Class. Quant. Grav.* **14**, 1399 (1997).
- [90] H. Audley *et al.*, Laser Interferometer Space Antenna, (2017), [arXiv:1702.00786](#).
- [91] W.-R. Hu and Y.-L. Wu, The taiji program in space for gravitational wave physics and the nature of gravity, *Natl. Sci. Rev.* **4**, 685 (2017).
- [92] J. Luo *et al.* (TianQin), TianQin: a space-borne gravitational wave detector, *Class. Quant. Grav.* **33**, 035010 (2016), [arXiv:1512.02076](#).
- [93] C. Brans and R. H. Dicke, Mach's principle and a relativistic theory of gravitation, *Phys. Rev.* **124**, 925 (1961), [142(1961)].
- [94] P. A. R. Ade *et al.* (BICEP2, Keck Array), BICEP2 / Keck Array x: Constraints on Primordial Gravitational Waves using Planck, WMAP, and New BICEP2/Keck Observations through the 2015 Season, *Phys. Rev. Lett.* **121**, 221301 (2018), [arXiv:1810.05216](#).
- [95] A. A. Starobinsky, A New Type of Isotropic Cosmological Models Without Singularity, *Phys. Lett.* **91B**, 99 (1980).
- [96] D. I. Kaiser, Primordial spectral indices from generalized Einstein theories, *Phys. Rev. D* **52**, 4295 (1995), [arXiv:astro-ph/9408044](#).
- [97] F. L. Bezrukov and M. Shaposhnikov, The Standard Model Higgs boson as the inflaton, *Phys. Lett. B* **659**, 703 (2008), [arXiv:0710.3755](#).
- [98] J. Lin, Q. Gao, and Y. Gong, The reconstruction of inflationary potentials, *Mon. Not. Roy. Astron. Soc.* **459**, 4029 (2016), [arXiv:1508.07145](#).
- [99] A. D. Linde, Chaotic Inflation, *Phys. Lett.* **129B**, 177 (1983).
- [100] K. Inomata and T. Nakama, Gravitational waves induced by scalar perturbations as probes of the small-scale primordial spectrum, *Phys. Rev.* **D99**, 043511 (2019), [arXiv:1812.00674](#).
- [101] K. Inomata, M. Kawasaki, and Y. Tada, Revisiting constraints on small scale perturbations from big-bang nucleosynthesis, *Phys. Rev. D* **94**, 043527 (2016), [arXiv:1605.04646](#).

- [102] D. J. Fixsen, E. S. Cheng, J. M. Gales, J. C. Mather, R. A. Shafer, and E. L. Wright, The Cosmic Microwave Background spectrum from the full COBE FIRAS data set, *Astrophys. J.* **473**, 576 (1996), [arXiv:astro-ph/9605054](#).
- [103] B. J. Carr, The Primordial black hole mass spectrum, *Astrophys. J.* **201**, 1 (1975).
- [104] N. Aghanim *et al.* (Planck), Planck 2018 results. VI. Cosmological parameters, *Astron. Astrophys.* **641**, A6 (2020), [arXiv:1807.06209](#).
- [105] S. Young, C. T. Byrnes, and M. Sasaki, Calculating the mass fraction of primordial black holes, *J. Cosmol. Astropart. Phys.* **07** (2014) 045, [arXiv:1405.7023](#).
- [106] O. Özsoy, S. Parameswaran, G. Tasinato, and I. Zavala, Mechanisms for Primordial Black Hole Production in String Theory, *J. Cosmol. Astropart. Phys.* **07** (2018) 005, [arXiv:1803.07626](#).
- [107] Y. Tada and S. Yokoyama, Primordial black hole tower: Dark matter, earth-mass, and LIGO black holes, *Phys. Rev. D* **100**, 023537 (2019), [arXiv:1904.10298](#).
- [108] I. Musco and J. C. Miller, Primordial black hole formation in the early universe: critical behaviour and self-similarity, *Class. Quant. Grav.* **30**, 145009 (2013), [arXiv:1201.2379](#).
- [109] T. Harada, C.-M. Yoo, and K. Kohri, Threshold of primordial black hole formation, *Phys. Rev. D* **88**, 084051 (2013), [Erratum: *Phys. Rev. D* **89**, no.2, 029903 (2014)], [arXiv:1309.4201](#).
- [110] A. Escrivà, C. Germani, and R. K. Sheth, Universal threshold for primordial black hole formation, *Phys. Rev. D* **101**, 044022 (2020), [arXiv:1907.13311](#).
- [111] C.-M. Yoo, T. Harada, and H. Okawa, Threshold of primordial black hole formation in nonspherical collapse, *Phys. Rev. D* **102**, 043526 (2020), [arXiv:2004.01042](#).
- [112] I. Musco, The threshold for primordial black holes: dependence on the shape of the cosmological perturbations, (2018), [arXiv:1809.02127](#).
- [113] I. Musco, V. De Luca, G. Franciolini, and A. Riotto, The threshold for primordial black hole formation: a simple analytic prescription, (2020), [arXiv:2011.03014](#).
- [114] V. Atal and C. Germani, The role of non-gaussianities in primordial black hole formation, *Phys. Dark Univ.* **24**, 100275 (2019), [arXiv:1811.07857](#).
- [115] C. Germani and I. Musco, The abundance of primordial black holes depends on the shape of the inflationary power spectrum, *Phys. Rev. Lett.* **122**, 141302 (2019), [arXiv:1805.04087](#).
- [116] C. Germani and R. K. Sheth, Nonlinear statistics of primordial black holes from gaussian curvature perturbations, *Phys. Rev. D* **101**, 063520 (2020), [arXiv:1912.07072](#).

- [117] Y. Ali-Haïmoud and M. Kamionkowski, Cosmic microwave background limits on accreting primordial black holes, *Phys. Rev. D* **95**, 043534 (2017), [arXiv:1612.05644](#).
- [118] V. Poulin, P. D. Serpico, F. Calore, S. Clesse, and K. Kohri, Cmb bounds on disk-accreting massive primordial black holes, *Phys. Rev. D* **96**, 083524 (2017), [arXiv:1707.04206](#).
- [119] B. J. Carr, K. Kohri, Y. Sendouda, and J. Yokoyama, New cosmological constraints on primordial black holes, *Phys. Rev. D* **81**, 104019 (2010), [arXiv:0912.5297](#).
- [120] R. Laha, Primordial black holes as a dark matter candidate are severely constrained by the galactic center 511 keV γ -ray line, *Phys. Rev. Lett.* **123**, 251101 (2019), [arXiv:1906.09994](#).
- [121] B. Dasgupta, R. Laha, and A. Ray, Neutrino and positron constraints on spinning primordial black hole dark matter, *Phys. Rev. Lett.* **125**, 101101 (2020), [arXiv:1912.01014](#).
- [122] R. Laha, J. B. Muñoz, and T. R. Slatyer, Integral constraints on primordial black holes and particle dark matter, *Phys. Rev. D* **101**, 123514 (2020), [arXiv:2004.00627](#).
- [123] P. W. Graham, S. Rajendran, and J. Varela, Dark Matter Triggers of Supernovae, *Phys. Rev. D* **92**, 063007 (2015), [arXiv:1505.04444](#).
- [124] H. Niikura *et al.*, Microlensing constraints on primordial black holes with Subaru/HSC Andromeda observations, *Nat. Astron.* **3**, 524 (2019), [arXiv:1701.02151](#).
- [125] K. Griest, A. M. Cieplak, and M. J. Lehner, New Limits on Primordial Black Hole Dark Matter from an Analysis of Kepler Source Microlensing Data, *Phys. Rev. Lett.* **111**, 181302 (2013).
- [126] P. Tisserand *et al.* (EROS-2), Limits on the Macho Content of the Galactic Halo from the EROS-2 Survey of the Magellanic Clouds, *Astron. Astrophys.* **469**, 387 (2007), [arXiv:astro-ph/0607207](#).
- [127] G. M. Harry (LIGO Scientific), Advanced ligo: The next generation of gravitational wave detectors, *Class. Quant. Grav.* **27**, 084006 (2010).
- [128] J. Aasi *et al.* (LIGO Scientific), Advanced ligo, *Class. Quant. Grav.* **32**, 074001 (2015), [arXiv:1411.4547](#).
- [129] R. Kallosh and A. Linde, Non-minimal Inflationary Attractors, *J. Cosmol. Astropart. Phys.* **1310** (2013) 033, [arXiv:1307.7938](#).
- [130] R. Kallosh and A. Linde, Universality Class in Conformal Inflation, *J. Cosmol. Astropart. Phys.* **1307** (2013) 002, [arXiv:1306.5220](#).

- [131] Z. Yi and Y. Gong, Nonminimal coupling and inflationary attractors, *Phys. Rev. D* **94**, 103527 (2016), [arXiv:1608.05922](#).
- [132] K. Ando, K. Inomata, and M. Kawasaki, Primordial black holes and uncertainties in the choice of the window function, *Phys. Rev. D* **97**, 103528 (2018), [arXiv:1802.06393](#).