

ERROR ESTIMATES IN SECOND-ORDER CONTINUOUS-TIME SIGMA-DELTA MODULATORS

Dilshad Surroop^{1,2} Pascal Combes² Philippe Martin¹

¹Centre Automatique et Systèmes, MINES ParisTech, PSL University, Paris, France

²Industrial Automation Business, Schneider Electric, Pacy-sur-Eure, France

ABSTRACT

Continuous-time Sigma-Delta (CT- $\Sigma\Delta$) modulators are over-sampling Analog-to-Digital converters that may provide higher sampling rates and lower power consumption than their discrete counterpart. Whereas approximation errors are established for high-order discrete time $\Sigma\Delta$ modulators, theoretical analysis of the error between the filtered output and the input remain scarce. This paper presents a general framework to study this error: under regularity assumptions on the input and the filtering kernel, we prove for a second-order CT- $\Sigma\Delta$ that the error estimate may be in $o(1/N^2)$, where N is the oversampling ratio. The whole theory is validated by numerical experiments.

Index Terms— Sigma-Delta modulator, Continuous, Analog-to-Digital conversion (ADC), Approximation

1. INTRODUCTION

Introduced by Inose and Yasude [1], Sigma-Delta ($\Sigma\Delta$) modulators are nowadays widely used Analog-to-Digital converters. Such 1-bit ADCs operate at many times the Nyquist rate, and can achieve the same resolution as Nyquist ADCs with suitable signal processing [2]. For k th-order discrete-time $\Sigma\Delta$ modulators, works by Daubechies, Güntürk and al. [3–5] provide estimates for the error between the filtered output and the input. Typically, they obtain a mean-squared error estimate in $O(1/N^k)$ for a time-varying input, where N is the oversampling ratio, using for example a sinc^{k+1} filter [6]. But for continuous-time $\Sigma\Delta$ (CT- $\Sigma\Delta$) modulators, such general results remain partial. These CT- $\Sigma\Delta$ modulators deliver more power-efficient operations than their discrete-time equivalent, as well as higher sampling rates [2, 7, 8].

Privileged in high performance motor control [9], the $\Sigma\Delta$ ADC is used to retrieve the phase currents which carry information on the rotor position if correctly filtered [10]. Indeed, the Pulse-Width Modulation (PWM) of the input voltage creates ripples in the current measurements [11] that we can extract through a demodulation procedure using linear combination of iterated moving averages [12]. Therefore, knowing the error estimate of the $\Sigma\Delta$ modulator is of utmost importance for this type of application.

We present a general technique to study higher-order CT- $\Sigma\Delta$ modulators. Under regularity assumptions on the input and the filtering kernel, we prove for a second-order CT- $\Sigma\Delta$ that the error estimate may be in $o(1/N^2)$.

This paper is organized as follows: we first detail the required definitions and technical lemmas; then we prove the error estimate on a specific second-order $\Sigma\Delta$ modulator. The theory is finally validated on numerical examples.

2. ERROR ESTIMATE FOR A CT- $\Sigma\Delta$ MODULATOR

2.1. Notations, definitions, preliminary results

We consider the second-order CT- $\Sigma\Delta$ modulator depicted in figure 1; u denotes the input of the modulator which varies in a timescale $1/T_{\text{pwm}}$, $v \in \{0, 1\}$ its output, T_s its the sampling time, $x_{1,2}$ the states of the modulator, $N := T_{\text{pwm}}/T_s$ the oversampling ratio. We assume the stability of the modulator, which means both x_1 and x_2 are bounded.

The notation O denotes the “big O” of analysis, i.e. $f(t, \varepsilon) = O(\varepsilon)$ if there exists $K > 0$ independent of t and ε such that $\|f(t, \varepsilon)\| \leq K\varepsilon$. Likewise, the notation o is the “small o” of analysis, i.e. $f(t, \varepsilon) = o(\varepsilon)$ if $\|f(t, \varepsilon)\| \leq \varepsilon g(\varepsilon)$ where $\lim_{\varepsilon \rightarrow 0} g(\varepsilon) = 0$.

The proof in subsection 2.2 relies on the application of a generalization of the classical Riemann-Lebesgue lemma:

Lemma 1 (Generalized Riemann-Lebesgue lemma [13]). *Let $\beta \in L^\infty[0, +\infty)$ such that β has a finite mean value $\bar{\beta}$, with*

$$\bar{\beta} := \lim_{T \rightarrow +\infty} \frac{1}{T} \int_0^T \beta(t) dt.$$

Then for every $f \in L^1[0, +\infty)$,

$$\lim_{N \rightarrow +\infty} \int_0^{+\infty} \beta(Nt) f(t) dt = \bar{\beta} \int_0^{+\infty} f(t) dt.$$

In the sequel, we will assume the input u to the modulator is AC^1 , or possibly only piecewise AC^1 , as defined below. This (rather modest) requirement is motivated by the fact that we need to use integration by parts on its derivative, see lemma 2.

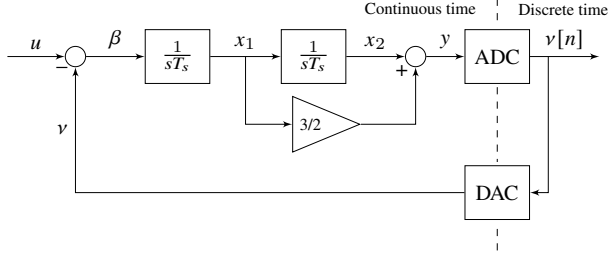


Fig. 1. Example of second-order $\Sigma\Delta$ modulator [2]

Definition 1 (AC^p functions). A function $f : I \subset \mathbb{R} \rightarrow \mathbb{R}$ is AC^p on an interval I if it is p -times differentiable and its p th-order derivative $f^{(p)}$ is absolutely continuous. It is piecewise AC^p if f is p -times differentiable and $f^{(p)}$ is piecewise absolutely continuous.

Lemma 2 (Integration by parts for piecewise AC^0 functions). Consider $f \in L^1[a, b]$ with $-\infty \leq a < b \leq +\infty$, F a primitive of f , and g a piecewise AC^0 function. Set $I := \cup_{0 \leq i \leq m} [x_i, x_{i+1}]$, with $a = x_0 < x_1 < \dots < x_m = b$, such that g is AC^0 on each $[x_i, x_{i+1}]$; as g is piecewise AC^0 , it is differentiable almost everywhere, with g' as derivative. Then

$$\int_a^b f(\sigma)g(\sigma) d\sigma = \sum_{i=0}^{m-1} [F(x_{i+1}^-)g(x_{i+1}^-) - F(x_i^+)g(x_i^+)] - \int_a^b F(\sigma)g'(\sigma) d\sigma.$$

2.2. Second-order CT- $\Sigma\Delta$ ADC

We consider the modulator depicted in figure 1. Its behavior is described by

$$\begin{aligned} T_s \dot{x}_1(t) &= u(t/T_{\text{pwm}}) - v(t/T_s) \\ T_s \dot{x}_2(t) &= x_1(t) \\ y(t) &= x_2(t) + \frac{3}{2}x_1(t). \end{aligned}$$

In the normalized time $\tau := t/T_{\text{pwm}}$, this becomes

$$\frac{1}{N} \dot{x}_1(\tau) = u(\tau) - v(N\tau) \quad (1a)$$

$$\frac{1}{N} \dot{x}_2(\tau) = x_1(\tau) \quad (1b)$$

$$y(\tau) = x_2(\tau) + \frac{3}{2}x_1(\tau) \quad (1c)$$

We first prove that $\beta(N\tau) := u(\tau) - v(N\tau)$ admits a zero-mean primitive $\beta^{(-1)}$, which also has a zero-mean primitive $\beta^{(-2)}$. Integrating (1a) from 0 to t yields

$$\frac{1}{Nt} (x_1(t) - x_1(0)) = \frac{1}{t} \int_0^t u(\sigma) d\sigma - \frac{1}{t} \int_0^t v(N\sigma) d\sigma.$$

The modulator is assumed to be stable, so x_1 is bounded; the left-hand side of the previous equation vanishes when t tends

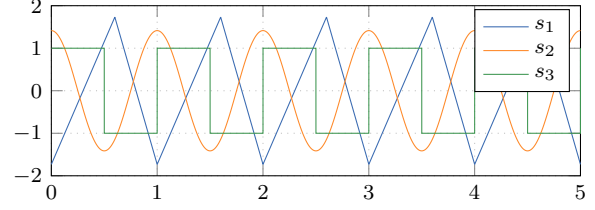


Fig. 2. Signals s_1 , s_2 and s_3

to infinity, and

$$\lim_{t \rightarrow +\infty} \frac{1}{t} \int_0^t [u(\sigma) - v(N\sigma)] d\sigma = 0$$

i.e., by definition, $\bar{\beta} = 0$. Integrating (1b) from 0 to t yields

$$\frac{1}{Nt} (x_2(t) - x_2(0)) = \frac{1}{t} \int_0^t x_1(\sigma) d\sigma$$

Since x_2 is bounded as we consider the modulator is stable,

$$\bar{x}_1 = \lim_{t \rightarrow +\infty} \frac{1}{t} \int_0^t x_1(\sigma) d\sigma = 0.$$

So $\frac{1}{N}x_1(\tau)$ has zero mean, and by (1a), it is the primitive of $\beta(N\tau)$. Thus $\beta^{(-1)}(N\tau) := \frac{1}{N}x_1(\tau)$ is the zero-mean primitive of $\beta(N\tau)$. Now integrating equation (1b) from 0 to t gives

$$\frac{1}{N^2} (x_2(t) - x_2(0)) = \int_0^t \frac{1}{N} x_1(\sigma) d\sigma = \int_0^t \beta^{(-1)}(N\sigma) d\sigma$$

The left-hand side is bounded, so every primitive of $\beta^{(-1)}$ is bounded as well. Consequently, $\beta^{(-2)}$, the zero-mean primitive of $\beta^{(-1)}$ is well-defined.

2.3. Filtering process

Theorem 3 provides an estimate for functions β such that $\beta^{(-2)}$ and $\beta^{(-1)}$ with zero mean exist.

Theorem 3. Consider $\beta \in L^\infty[0, +\infty)$ such that the zero-mean primitive $\beta^{(-1)}$ of β exists, as well as the zero-mean primitive $\beta^{(-2)}$ of $\beta^{(-1)}$. Consider as well K^k a twice differentiable kernel with support in $[0, k]$, and such that $K^k(0) = K^k(k) = (K^k)'(0) = (K^k)'(k) = 0$.

If s is AC^1 , then for $t \geq 0$,

$$I(t) := \int_{\mathbb{R}} \beta(N\sigma) s(\sigma) K_t^k(\sigma) d\sigma = o(1/N^2),$$

with $K_t^k(\sigma) = K^k(t - \sigma)$. If s is only piecewise AC^1 , then for $t \geq 0$, $I(t) = O(1/N^2)$.

In other words, the instantaneous difference between the filtered input and the filtered output is in $o(1/N^2)$ under some regularity assumptions on the kernel K^k and the input u .

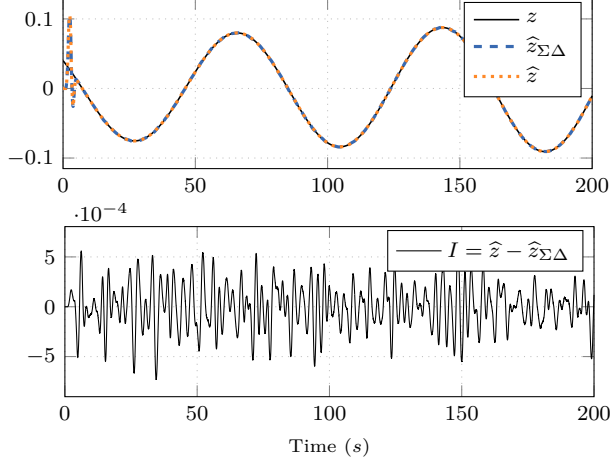


Fig. 3. Signal z , estimates $\widehat{z}_{\Sigma\Delta}$ and \widehat{z} (top), error $I(t) = \widehat{z} - \widehat{z}_{\Sigma\Delta}$ (bottom) for the input $u_1 = z s_1$.

Proof. If s is AC^1 (resp. piecewise AC^1), then $f_t : \sigma \mapsto s(\sigma)K_t^k(\sigma)$ is also AC^1 (resp. piecewise AC^1). In any case, f_t is differentiable with support $[t-k, t]$ and a basic integration by parts gives

$$I(t) = \frac{1}{N} [\beta^{(-1)}(Nt)f_t(t) - \beta^{(-1)}(N(t-k))f_t(t-k)] - \frac{1}{N} \int_{t-k}^t \beta^{(-1)}(N\sigma)f_t'(\sigma) d\sigma,$$

where the first term is zero since $f_t(t) = f_t(t-k) = 0$.

We write $t-k = \sigma_0 < \dots < \sigma_m = t$ the locations of the loss of regularity of s . The integration by parts, given by lemma 2, yields

$$I(t) = -\frac{1}{N^2} \sum_{i=0}^{m-1} [\beta^{(-2)}(N\sigma_{i+1}^-)f_t'(\sigma_{i+1}^-) - \beta^{(-2)}(N\sigma_i^+)f_t'(\sigma_i^+)] + \frac{1}{N^2} \int_{t-k}^t \beta^{(-2)}(N\sigma)f_t''(\sigma) d\sigma. \quad (2)$$

The limit of the integral term in (2), by lemma 1, is

$$\lim_{t \rightarrow +\infty} \int_0^{+\infty} \beta^{(-2)}(N\sigma)f_t''(\sigma) d\sigma = \overline{\beta^{(-2)}} \int_0^{+\infty} f_t''(\sigma) d\sigma = 0,$$

i.e. $\frac{1}{N^2} \int_{t-k}^t \beta^{(-2)}(N\sigma)f_t''(\sigma) d\sigma = o(1/N^2)$. If f is AC^1 , the sum in (2) is zero since $f_t'(t) = f_t'(t-k)$; therefore $I(t) = o(1/N^2)$. If f is only piecewise AC^1 , the sum in (2) is not necessarily zero, and $I(t) = O(1/N^2)$, which concludes the proof. \square

3. NUMERICAL RESULTS

The estimates obtained in section 2 are now validated on a numerical example. We consider the modulator of figure 1, with $T_s = 5 \times 10^{-3}$ s. The tests are conducted with three

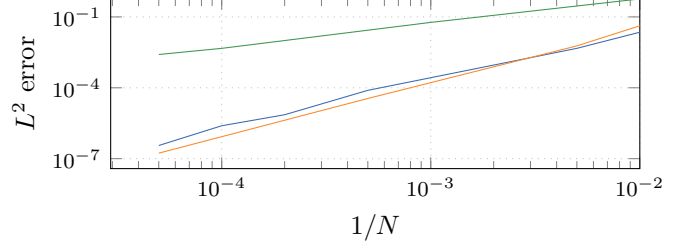


Fig. 4. Asymptotic behavior of $\|I\|_2$ as a function of $1/N$ for u_1 (blue, slope ≈ 2), u_2 (orange, slope ≈ 2.3) and u_3 (green, slope ≈ 1)

different inputs $u_i(t) := z(t)s_i(t)$, with $z(t) := 0.04 \cos(\frac{t}{12}) - 0.06 \sin(\frac{t}{4\pi})$, and

$$s_1(t) := \frac{1}{\sqrt{0.03}} (\tau 1_{[0,0.6]}(\tau) + 1.5(1-\tau)1_{[0.6,1]}(\tau) - 0.3),$$

$$s_2(t) := \sqrt{2} \cos(2\pi\tau), \quad s_3(t) := 1_{[0,0.5]}(\tau) - 1_{[0.5,1]}(\tau),$$

where $\tau = \text{mod}(t, T_{\text{pwm}})/T_{\text{pwm}}$, $T_{\text{pwm}} = 1$ and $t \in [0, 250]$. Illustrated in figure 2, the s_i 's are respectively piecewise AC^1 (s_1), AC^1 (s_2) and discontinuous (s_3), and such that $\|s_i\|_2 = 1$. A kernel satisfying the hypotheses of theorem 3 is the convolution power of the characteristic function $1_{[0,1]}$, $K^3 := 1_{[0,1]} * 1_{[0,1]} * 1_{[0,1]}$, as $\text{supp } K^3 = [0, 3]$ and $K^3(0) = K^3(3) = (K^3)'(0) = (K^3)'(3) = 0$ (see for example [14]); this kernel corresponds to a triple moving average.

Define \widehat{z} (resp $\widehat{z}_{\Sigma\Delta}$) the filtered input (resp. output) as

$$\widehat{z}(t) := \int_0^{+\infty} u(\sigma)s(\sigma)K^3(t-\sigma) d\sigma$$

$$\widehat{z}_{\Sigma\Delta}(t) := \int_0^{+\infty} v(\sigma)s(\sigma)K^3(t-\sigma) d\sigma,$$

so that $I(t) = \widehat{z}(t) - \widehat{z}_{\Sigma\Delta}(t)$. The estimates \widehat{z} and $\widehat{z}_{\Sigma\Delta}$ are illustrated in figure 3, as well as their difference $I(t) = \widehat{z} - \widehat{z}_{\Sigma\Delta}$: $I(t)$ is as anticipated small, which shows the commutation of the filtering process with the $\Sigma\Delta$ modulator.

To confirm the asymptotic behavior described by theorem 3, the same simulation is carried out for each input u_i and different values of N ; for each experiment the L^2 -error $\|I\|_2 := (\int_1^{250} I(\sigma)^2 d\sigma)^{1/2}$ is computed. Figure 4 shows these behaviors for the three inputs u_i and validates the approximation orders. Indeed, when $s = s_1$ is piecewise AC^1 , the approximation order is in $O(1/N^2)$; it is slightly better when $s = s_1$ is AC^1 , with $\|I\|_2 = O(1/N^{2.3}) = o(1/N^2)$; when $s = s_3$ is discontinuous, we only have an estimate in $O(1/N)$.

4. CONCLUSION

Depending on the regularity of the input, and assuming the modulator is stable, we proved the error between the filtered

output and filtered input decreases at a rate which is $o(1/N^2)$ if the input is differentiable with a derivative that is absolutely continuous. Such an approximation error is crucial for some applications, for instance for current ripple extraction in sensorless control of electric motors.

5. REFERENCES

- [1] H. Inose and Y. Yasuda, "A unity bit coding method by negative feedback," *Proceedings of the IEEE*, vol. 51, no. 11, pp. 1524–1535, 1963.
- [2] Richard Schreier and Gabor C. Temes, *Understanding delta-sigma data converters*, Wiley, New York, NY, 2005.
- [3] Ingrid Daubechies and Ron DeVore, "Approximating a bandlimited function using very coarsely quantized data: A family of stable sigma-delta modulators of arbitrary order," *Annals of Mathematics*, vol. 158, no. 2, pp. 679–710, 2003.
- [4] C. S. Gunturk, "One-bit sigma-delta quantization with exponential accuracy," *Communications on Pure and Applied Mathematics*, vol. 56, no. 11, pp. 1608–1630, 2003.
- [5] C. S. Gunturk and N. T. Thao, "Refined error analysis in second-order $\sigma\delta$ modulation with constant inputs," *IEEE Trans. Inf. Theor.*, vol. 50, no. 5, pp. 839–860, May 2004.
- [6] N. T. Thao, "Overview on a new approach to one-bit nth order $\sigma\delta$ modulation," in *ISCAS 2001. The 2001 IEEE International Symposium on Circuits and Systems (Cat. No. 01CH37196)*, 2001, vol. 1, pp. 623–626.
- [7] Maurits Ortmanns and Friedel Gerfers, *Continuous-time sigma-delta A/D conversion, fundamentals, performance limits and robust implementations*. Berlin: Springer, vol. 21, Springer, 01 2006.
- [8] M. Z. Straayer and M. H. Perrott, "A 12-bit, 10-mhz bandwidth, continuous-time $\sigma\delta$ adc with a 5-bit, 950-ms/s vco-based quantizer," *IEEE Journal of Solid-State Circuits*, vol. 43, no. 4, pp. 805–814, 2008.
- [9] J. Sorensen, " $\sigma\delta$ -conversion used for motor control," in *Proceedings of PCIM Europe 2015; International Exhibition and Conference for Power Electronics, Intelligent Motion, Renewable Energy and Energy Management*, 2015, pp. 1–8.
- [10] D. Surroop, P. Combes, P. Martin, and P. Rouchon, "Sensorless rotor position estimation by PWM-induced signal injection," in *Annual Conference of the IEEE Industrial Electronics Society (IECON)*, 2020, preprint available as arXiv:2009.04830 [eess.SY].
- [11] D. Surroop, P. Combes, P. Martin, and P. Rouchon, "Adding virtual measurements by PWM-induced signal injection," in *American Control Conference*, 2020, pp. 2692–2698.
- [12] D. Surroop, P. Combes, P. Martin, and P. Rouchon, "A new demodulation procedure for a class of multiplexed signals," in *Annual Conference of the IEEE Industrial Electronics Society (IECON)*, 2019, pp. 48–53.
- [13] Charles S. Kahane, "Generalizations of the riemann-lebesgue and cantor-lebesgue lemmas," *Czechoslovak Mathematical Journal*, vol. 30, no. 1, pp. 108–117, 1980.
- [14] J-P. Aubin, *Applied Functional Analysis*, Wiley, second edition, 2005.