

# Multi-modal Core Tensor Factorization based Low-Rankness and Its Applications to Tensor Completion

Haijin Zeng, Jize Xue, Hiệp Q. Luong and Wilfried Philips

**Abstract**—Low-rank tensor completion has been widely used in computer vision and machine learning. This paper develops a novel multi-modal core tensor factorization (MCTF) method combined with a tensor low-rankness measure and a better nonconvex relaxation form of this measure (NC-MCTF). The proposed models encode low-rank insights for general tensors provided by Tucker and T-SVD, and thus are expected to simultaneously model spectral low-rankness in multiple orientations and accurately restore the data of intrinsic low-rank structure based on few observed entries. Furthermore, we study the MCTF and NC-MCTF regularization minimization problem, and design an effective block successive upper-bound minimization (BSUM) algorithm to solve them. This efficient solver can extend MCTF to various tasks, such as tensor completion. A series of experiments, including hyperspectral image (HSI), video and MRI completion, confirm the superior performance of the proposed method.

**Index Terms**—Tensor, Low-rankness, Tensor factorization, Nonconvex optimization.

## I. INTRODUCTION

Low-rankness is a common attribute of many data sources. To date, methods based on low-rankness have reported empirical and theoretical success on a large variety of scientific and engineering applications: face modeling [1], gene categorization [2], camera image processing [3], compressive imaging [4], user interest prediction [5], etc.

A promising method that measures the low-rankness of a matrix is to account for the number of non-zero singular values [6]. This low-rankness metric and its relaxations (for example, the  $L_1$  norm and nuclear norm) have been proven useful as regularisation terms in applications, and have inspired various low-rank models and algorithms to cope with different tasks. On the other hand, a large amount of data generated by modern sensors is naturally represented by high-order tensors, whereas the SVD is restricted to 2D data.

Early high-dimensional data analysis methods reformatted high-dimensional data tensors artificially into 2D matrices and resorted to methods developed for classic two-dimensional analysis methods. However, this flattening strategy and the strict assumptions inherent in two-dimensional analysis do not always match the high-dimensional data well. For example, hyperspectral image (HSI) is the imaging result of different

spectral bands from the same spatial scene, which indicates that there is a high correlation in the spectral dimensions [7]; a video contains multiple frames, which contain a high correlation in the temporal dimension, especially for adjacent frames [8]. Therefore, converting these high-dimensional tensors data artificially to 2-D matrices spreads this “local correlation” (e.g., between adjacent frequencies) over large strides in the 2D matrix, complicating analysis. Thanks to the inherent high-dimensional structure of the data, high-order tensor decomposition allows capturing correlation in a more local fashion along each dimension [9]. In other words, only when analyzing the existing inherent multi-dimensional patterns, we are able to discover the hidden components in the high-dimensional data, so as to model the data more accurately.

The tensor is the generalization of the matrix and vector concept: a vector is a first-order or one-way tensor, and a matrix is a second-order tensor. To measure the low-rankness of tensors, a lot of the current work is to decompose the tensor into a combination of several factors to explore its low-rank structure through preliminary tensor decomposition, or to unfold the target tensor into matrices according to the modal, and then directly applies the rank of matrix or the sparsity of vector to the resulting matrixes. Popular decompositions include Tucker [10], Canonical Polyadic (CP) [11] and tensor SVD (t-SVD) [12]. In addition, there are also some models that further improve the above decomposition or approximation methods. For example, some works impose specific prior constraints on the factors obtained by these decompositions [6, 13].

According to the well-established theory of rank function in matrix case, it seems natural to directly extend matrix completion methods to the tensor completion problem. However, it has been proven that calculating such a tensor rank (whether it is based on Tucker, CP or T-SVD decomposition) is an NP-hard problem [14]. It is difficult to determine or even limit the rank of arbitrary tensors compared to matrix rank, due to tensor low-rankness insight should be explained beyond the low-rank properties of all its expanded subspaces, and more importantly, how these subspace low-rank properties are related to the entire tensor structure should also be considered [9]. Some of current works directly extend the rank of a matrix to higher-order by simply summing up ranks (or its relaxations) along all tensor modes [15–17], or directly consider the global low-rankness of underlying tensors. Different from the matrix scenarios, the simple rank summation term is generally short

This work was supported by \*\*.

Haijin Zeng, Jize Xue, Hiep Luong and W. Philips are with the Image Processing and Interpretation imec research group at Ghent University, 9000 Ghent, Belgium (e-mail: zeng\_navy@163.com, Jize.Xue@UGent.be, Hiep.Luong@UGent.be, Wilfried.Philips@UGent.be)

Manuscript received April 19, 2005; revised August 26, 2015.

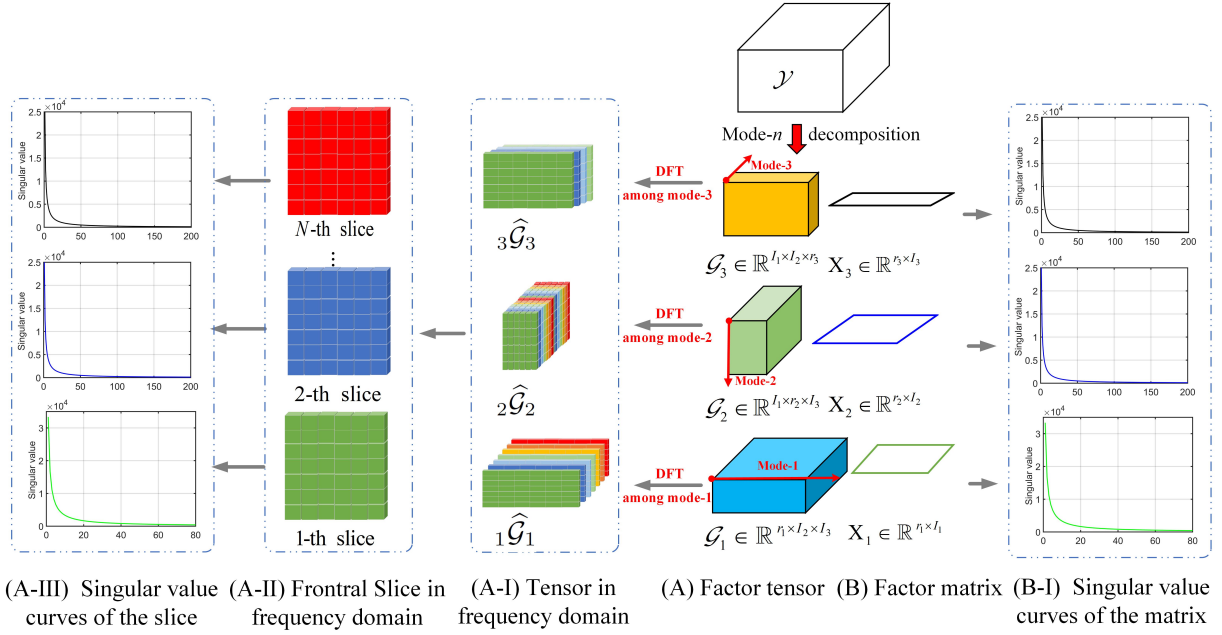


Fig. 1. (A)-(B) Original tensor  $\mathcal{V}$  and the factor tensor  $\mathcal{G}_n$  and factor matrix  $\mathbf{X}_n$  obtained by MCTF decomposition along its three modes, (B-I) the singular value curve of the factor matrix  $\mathbf{X}_n$ , (A-I) the tensor  $n\hat{\mathcal{G}}_n$  is generated by performing DFT along the mode- $n$  fiber of the factor tensor  $\mathcal{G}_n$ . (A-III) shows the singular value curve from the first modal slice of  $n\hat{\mathcal{G}}_n$  to the final  $N$  slices in (A-II).

of a clear physical meaning for tensors [6]. Furthermore, when the sampling rate is very low, it is also not sufficient to explore only global low-rankness. As shown in Fig. 1, after exploring the global low-rank prior through tensor decomposition, for the factor obtained by the decomposition, instead of being identical global low-rankness, the low-rankness in different modes or orientations are evidently existed and different. Actually, from Fig. 1-(B-I), one can see that most singular values of the factor matrices are very close to zero, and much smaller than the first several larger singular values. Moreover, instead of being independent, as shown in Fig. 1-(B-III), there are apparent correlations across different slices of the each mode of the factor tensor and matrix.

In this paper, for the tensor completion problem, we propose a novel tensor low-rankness measure to effectively model multi-modal low-rankness of high-order tensors. Similar to Tucker, our method is also based upon the tensor and matrix decomposition definitions. But instead of using the tensor Tucker decomposition directly, and require the components to be orthogonal, firstly, a novel tensor decomposition is proposed, in which a high-order low-rank decomposition is introduced into each mode of the underlying tensor, but the factors is not required to be orthogonal, as shown in the Fig. 1(A)-(B). Instead of utilizing only one mode low-rankness of the underlying tensor as tensor nuclear norm based on T-SVD, this decomposition utilize all mode low-ranknesses of the tensor to give much better performance. Compared with Tucker decomposition, our method do not require the components to be orthogonal, thus, no need to use the SVD in our decomposing algorithms, which is computationally much cheaper than Tucker and T-SVD.

Secondly, a tensor low-rankness measure based on the

proposed decomposition is proposed, which combines both the low-rank prior of the global tensor and the local factors obtained by the proposed tensor decomposition method. Its insight can be easily interpreted as a regularization for the factor tensor and matrix derived from the non-orthogonal Tucker decomposition. Furthermore, an alternative convex relaxation of the proposed low-rankness measure is presented. Such measure not only unifies the traditional understanding of low-rankness from matrix to tensor, but also encodes both sparsity insights delivered by common Tucker, SVD and T-SVD low-rank decompositions for a general tensor.

Thirdly, we applied the proposed low-rank measures to high-dimensional tensor completion tasks, e.g., video, hyperspectral image, MRI completion, and designed a block successive upper-bound minimization (BSUM) method to efficiently solve the resulting models. The validity of the proposed models are evaluated on a series of experiments, including video, MRI and hyperspectral image completion.

## II. NOTIONS AND PRELIMINARIES

In this section, we summarized some notations, tensor operations and operators used in this paper.

Table I summarizes the common notations throughout this paper. Following [18, 19], a **fiber** of tensor  $\mathcal{X} \in \mathbb{R}^{n_1 \times n_2 \times n_3}$  is defined as a vector obtained by fixing all indices of  $\mathcal{X}$  except one, and a **slice** of  $\mathcal{X}$  is defined as a matrix by fixing all indices of  $\mathcal{X}$  except two.  $\hat{\mathcal{X}}$  denotes the result of discrete Fourier transformation (FFT) of  $\mathcal{X}$  along the 3-rd dimension, and  $\mathcal{X}$  can be computed from  $\hat{\mathcal{X}}$  via the inverse FFT. Then the multi-rank of  $\mathcal{X}$  is defined as the array  $\text{rank}(\mathcal{X}) = (\text{rank}(\hat{\mathbf{X}}_{(1)}), \dots, \text{rank}(\hat{\mathbf{X}}_{(N)}))$ , where  $\hat{\mathbf{X}}_{(N)}$  denotes the rank of the  $N$ -th frontal slice of  $\hat{\mathcal{X}}$ . Specially, for a 3-way tensor

TABLE I  
NOTATIONAL CONVENTION IN THIS PAPER

Notation	Definition
$\mathbf{x}, \mathbf{y}$	Vectors
$\mathbf{X}, \mathbf{Y}$	Matrices
$\mathcal{X}, \mathcal{Y}$	Tensors
$x_{i_1, \dots, i_N}$	$(i_1, \dots, i_N)$ -th entry of $\mathcal{X}$
$\text{unfold}_n(\mathcal{X}) = \mathbf{X}_{(n)}$	Mode- $n$ unfolding of $\mathcal{X}$
$\text{fold}_n(\text{unfold}_n(\mathcal{X})) = \mathcal{X}$	The inverse of $\text{unfold}_n$
$\text{rank}_n(\mathcal{X}) = \text{rank}(\mathbf{X}_{(n)})$	The $n$ -rank of $\mathcal{X}$

$\mathcal{A} \in \mathbb{C}^{n_1 \times n_2 \times n_3}$ , its  $(i, j, k)$ -th entry is denoted as  $a_{ijk}$  and  $\mathcal{A}(i, :, :)$ ,  $\mathcal{A}(:, i, :)$  and  $\mathcal{A}(:, :, i)$  represent the  $i$ -th horizontal, lateral and frontal slice, respectively.

Based on these common notations of tensor, one can define *inner product*, *t-product* and *n-mode product*.

**Definition 1 (inner product [20]):** For  $\mathcal{X}, \mathcal{Y} \in \mathbb{R}^{I_1 \times \dots \times I_N}$ , their inner product is defined as

$$\langle \mathcal{X}, \mathcal{Y} \rangle = \sum_{i_1=1}^{I_1} \dots \sum_{i_N=1}^{I_N} x_{i_1, \dots, i_N} y_{i_1, \dots, i_N}, \quad (1)$$

and  $\|\mathcal{X}\|_F = \sqrt{\langle \mathcal{X}, \mathcal{X} \rangle}$  denotes the Frobenius norm of  $\mathcal{X}$ .

**Definition 2 (T-product [21]):** Given  $\mathcal{X} \in \mathbb{R}^{d_1 \times d_2 \times d_3}$  and  $\mathcal{Y} \in \mathbb{R}^{d_2 \times d_4 \times d_3}$ , their t-product  $\mathcal{T} = \mathcal{X} * \mathcal{Y} \in \mathbb{R}^{d_1 \times d_4 \times d_3}$  is a tensor whose  $(i, j)$ -th fiber  $\mathcal{T}(i, j, :) = \sum_{k=1}^{d_3} \mathcal{X}(i, k, :) \bullet \mathcal{Y}(k, j, :)$ , where  $\bullet$  is the circular convolution.

**Definition 3 (n-mode (matrix) product [20]):** The  $n$ -mode product of tensor  $\mathcal{X} \in \mathbb{R}^{I_1 \times I_2 \times \dots \times I_N}$  with a matrix  $\mathbf{U} \in \mathbb{R}^{J \times I_n}$ , denoted by  $\mathcal{X} \times_n \mathbf{U} \in \mathbb{R}^{I_1 \times \dots \times I_{n-1} \times J \times I_{n+1} \times \dots \times I_N}$ , is defined as

$$(\mathcal{X} \times_n \mathbf{U})_{i_1 \dots i_{n-1} j i_{n+1} \dots i_N} = \sum_{i_n=1}^{I_n} x_{i_1 i_2 \dots i_N} u_{j i_n}.$$

**Definition 4 (Conjugate transpose [22]):** The conjugate transpose of tensor  $\mathcal{A} \in \mathbb{C}^{n_1 \times n_2 \times n_3}$  is the tensor  $\mathcal{A}^* \in \mathbb{C}^{n_2 \times n_1 \times n_3}$  obtained by conjugate transposing each of the frontal slices and then reversing the order of transposed frontal slices 2 through  $n_3$ .

### III. RELATED WORKS ON TENSOR LOW-RANKNESS

Tensor completion is to fill in the missing values of a tensor  $\mathcal{Y} \in \mathbb{R}^{n_1 \times n_2 \times n_3}$  under a given subset  $\Omega$  of its entries  $\{\mathcal{Y}_{ijk} \mid (i, j, k) \in \Omega\}$ . Since tensor data of high dimensional are usually underlying low-rank [23], the formulation of tensor completion can be written as

$$\min_{\mathcal{C}} \text{rank}_t(\mathcal{X}), \quad \text{s.t. } P_{\Omega}(\mathcal{X} - \mathcal{Y}) = \mathbf{0}$$

where  $\text{rank}_t(\mathcal{X})$  denotes the tubal rank of  $\mathcal{C}$  and  $P_{\Omega}$  is the linear operator that extracts entries in  $\Omega$  and fills the entries not in  $\Omega$  with zeros, i.e.,

$$(P_{\Omega}(\mathcal{Y}))_{i_1 \dots i_N} = \begin{cases} y_{i_1, \dots, i_N}, & (i_1, \dots, i_N) \in \Omega \\ 0, & \text{otherwise} \end{cases}$$

A tensor is a high-dimensional extension of a two-dimensional matrix, and on the other hand, it can also be reordered into a two-dimensional matrix. Therefore a natural tensor filling technique is to unfold the tensor into a matrix and

use matrix-based filling methods to achieve its filling and then fold it back to the original high-dimensional tensor. There are two main categories of such methods: low-rank matrix decomposition methods (LRMF) and rank minimization techniques. The principle of low-rank matrix decomposition is to decompose the target matrix into two planar matrices to achieve the inscription of low-rank prior, while rank minimization achieves this by directly imposing an additional rank constraint on the matrix to be estimated [24–27].

Although the method of reordering the tensor into a matrix is computationally efficient, this method of dimensionality reduction inevitably destroys the intrinsic structure of the tensor. For example, unfolding hyperspectral or multispectral images along the spectral dimension, and those unfolding videos along the temporal dimension, will destroy the spatial information of each frequency/time band/frame of these data [6]. Therefore, in the past ten years, a lot of work has focused on completing the task of tensor completion by directly imposing low-rank and sparse constraints on the target tensor. Motivated by the great success of matrix nuclear norms and decomposition, their promotion in the form of tensors has aroused more and more research interests, and there have been many results, e.g., tubal nuclear norm (TNN) [28] and partial sum of the tubal nuclear norm (PSTNN) [29], Tucker rank based on Tucker decomposition, CANDECOMP/PARAFAC (CP) rank based on CP decomposition, framelet based TNN (FTNN) [30]. Among existing tensor nuclear norms and tensor decomposition, Tucker decomposition, TNN and their extensions has shown superior performance in various applications, such as image/video inpainting/denoising [31–33], clustering [34] and WiFi fingerprint-based indoor localization [35].

In Tucker decomposition [10], an  $N$ -order tensor  $\mathcal{X} \in \mathbb{R}^{I_1 \times \dots \times I_N}$  can be written as the following form:

$$\mathcal{X} = \mathcal{S} \times_1 \mathbf{U}_1 \times_2 \mathbf{U}_2 \times_3 \dots \times_N \mathbf{U}_N \quad (2)$$

where  $\mathcal{S} \in \mathbb{R}^{R_1 \times \dots \times R_N}$  ( $r_i \leq R_i \leq I_i$ ) is called the core tensor, and  $\mathbf{U}_i \in \mathbb{R}^{I_i \times R_i}$  ( $1 \leq i \leq N$ ) is composed by the  $R_i$  orthogonal bases along the  $i$ -th mode of  $\mathcal{X}$ . With this Tucker formula, high-order low-rankness can be quantified as a vector  $(r_1, r_2, \dots, r_N)$ , i.e., Tucker rank. The degree of freedom of the above-mentioned Tucker decomposition is  $\prod_{i=1}^N r_i$ , which uses the volume of the core tensor to evaluate the low-rankness of the underlying tensor. However, the core tensor obtained by the decomposition of natural data usually has a low-rank structure, which causes this degree of freedom to be further restricted to a smaller number [6, 36]. Therefore, it is difficult for Tucker rank to take reasonable measures to fully describe the inherent low-rank priors of tensors.

TNN is induced by the T-SVD [12] which attempts to decompose an third-order tensor as a tensor product of three factor tensors. Specifically, let  $\mathcal{A} \in \mathbb{R}^{n_1 \times n_2 \times n_3}$ , then, by using T-SVD, it can be factorized as

$$\mathcal{A} = \mathcal{U} * \mathcal{S} * \mathcal{V}^* \quad (3)$$

where  $\mathcal{U} \in \mathbb{R}^{n_1 \times n_1 \times n_3}$ ,  $\mathcal{V} \in \mathbb{R}^{n_2 \times n_2 \times n_3}$  are orthogonal, and  $\mathcal{S} \in \mathbb{R}^{n_1 \times n_2 \times n_3}$  is a f-diagonal tensor, which is defined as a tensor whose frontal slices is a diagonal matrix.  $\mathcal{U} * \mathcal{S}$

and  $\mathcal{V}^*$  are the T-product of  $\mathcal{U}, \mathcal{S}$ , conjugate transpose of  $\mathcal{V}$ , respectively, which are defined in Section II.

TNN induced method reported success on various applications in recent years [37–40]. It utilizes the low rank of the tensor spectrum, which can well capture the spatial-temporally smooth. However, by calculating the nuclear norm of the frontal slice after 1-D DFT on the mode-3 fiber, it is sensitive to the orientation of mode and cannot capture the complex intra-mode and inter-mode correlation of tensors in multiple directions.

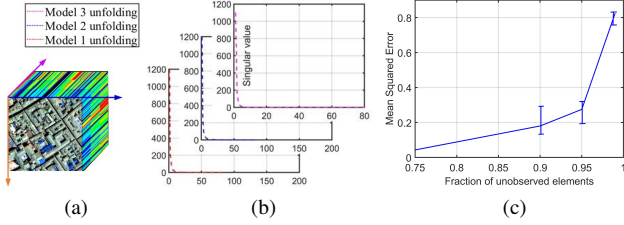


Fig. 2. (a) A real HSI of size 200\*200\*80; (b) Singular value curves of the matrices unfolded along three tensor modes. (c) The tensor completion performance by T-SVD decomposition (TNN) for the video “Suzie” dataset. Prediction accuracy severely degenerates when observations are sparse.

The tensors collected from real scenes often have obvious correlations along each of its modes. Taking HSI as an example, Fig. 2-(b) shows the singular value curve diagram of the three modes of Fig. 2-(a). From the figure, it can be quantitatively observed that only a small fraction of singular values of the three mode unfolding matrices are greater than zero, which means that the three modes along its spectrum and spatial are correlated. This reflects the fact that the tensor along each mode is located on the low-rank subspace, and the entire tensor corresponds to the membership of the subspace along all tensor modes. These facts motivate us to define TNN along different dimension as the natural intuitive meaning.

On the other hand, in real scenarios that the data representation along a meaningful factor (e.g.,  $\mathcal{S}, \mathcal{U}, \mathcal{V}$  in (2) or (3)) should always has an evident correlation and thus a low-rank structure [6], such a useful knowledge, however, can not be well expressed by Tucker or T-SVD decomposition. To ameliorate this issue, we attempt to propose a measure for more rationally measuring low-rankness of tensor.

#### IV. MCTF DECOMPOSITION BASED TENSOR LOW-RANKNESS MEASURE

Here we first introduce the details of our multi-modal core tensor factorization model, and then introduce the low-rankness measure metric based on it and a better non-convex relaxation form of the low-rankness measure.

##### A. MCTF Decomposition

Specifically, tensor low-rankness insight should be interpreted beyond the low-rank property of all its unfolded subspaces, and should more importantly consider how such subspace low-rankness are affiliated over the entire tensor structure, especially when the elements in the tensor to be

restored are seriously missing. For example, Fig. 2-(c) shows the prediction errors by T-SVD decomposition against the fraction of unobserved elements for a particular HSI dataset, i.e., Pavia City Centre<sup>1</sup>. It can be seen that when there is less data missing, the error remains a small state, but when there is more data missing, the error starts to increase dramatically.

To reduce the sensitivity to direction and simultaneously capture the complex intra- and inter-modal correlations of high-order tensors in multiple directions, improve the limited representation ability and flexibility of the tensor decomposition model in multi-origin correlation modeling, we first propose an omnidirectional tensor decomposition strategy, called the multi-modal core tensor factorization (MCTF) model, by employing multilinear techniques.

**Definition 2.1 (MCTF).** Given an  $N$ -way tensor  $\mathcal{Y} \in \mathbb{R}^{I_1 \times I_2 \times \dots \times I_N}$ , as Tucker our MCTF decomposition decomposes the input tensor as follows:

$$\begin{aligned} \mathcal{Y} &= w_1(\mathcal{G}_1 \times_1 \mathbf{X}_1) + w_2(\mathcal{G}_2 \times_2 \mathbf{X}_2) + \dots + w_N(\mathcal{G}_N \times_N \mathbf{X}_N) \\ &= \sum_{n=1}^N w_n(\mathcal{G}_n \times_n \mathbf{X}_n), \end{aligned} \quad (4)$$

however, the main difference is that we do not require the components  $\mathbf{X}_n$  to be orthogonal, and where  $\mathbf{X}_n \in \mathbb{R}^{I_n \times r_n}$  is the  $n$ -th ( $n = 1, 2, \dots, N$ ) factor matrix which reflecting the connections (or links) between the latent components and factor matrices,  $\mathcal{G}_n \in \mathbb{R}^{I_1 \times \dots \times I_{n-1} \times r_n \times I_{n+1} \times \dots \times I_N}$  is a tensor reflecting the joint connections between the latent components in each mode.  $w_n (n = 1, 2, \dots, N)$  are positive weights satisfying  $\sum_{n=1}^N w_n = 1$ . Tucker decomposition imposes the condition of all-orthogonality, instead of diagonality, on tensor  $\mathcal{G}_n$ , implies that the Tucker is always defined. As a matter of fact,  $\mathcal{G}$  cannot be diagonal in general, which means that the Tucker does not necessarily reveal the rank of  $\mathcal{Y}$ : in the cases where  $\mathcal{G}$  is diagonal, the orthogonality of the matrices of mode- $n$  singular vectors implies that  $\mathcal{Y} = \sum_{i_n} g_{i_n i_n \dots i_n} X_{i_n}^{(1)} \circ X_{i_n}^{(2)} \circ \dots \circ X_{i_n}^{(N)}$  is a decomposition in a minimal number of rank-1 terms. On the other hand, the number of non-zero (significant) mode- $n$  singular values corresponds to the mode- $n$  rank (in a numerical sense) of  $\mathcal{Y}$  [41].

MCTF encourages a low-rank structure, which means low-rankness in spectral domain of all orientations. It models a data tensor as simultaneously low tubal rank in all orientations (See Fig. 5 and 4). It differs from TNN which only considers low tubal rank of one spectral orientation. On the other hand, the proposed MCTF can be regarded as a generalization of matrix factorization in the form of tensor. When the factor tensor  $\mathcal{G}_n$  degenerates into a matrix, MCTF degenerates into a classic matrix factorization. In addition, MCTF is also a generalized form of Tucker decomposition, if we additionally require the factor matrix  $\mathbf{X}_n$  to be orthogonal, then MCTF is equivalent to Tucker-1 decomposition.

For ease of reading, while facilitating the algorithm implementation, we further simplified the form of MCTF. Firstly,

<sup>1</sup>[http://www.ehu.es/ccwintco/index.php/Hyperspectral\\_Remote\\_Sensing\\_Scenes](http://www.ehu.es/ccwintco/index.php/Hyperspectral_Remote_Sensing_Scenes)



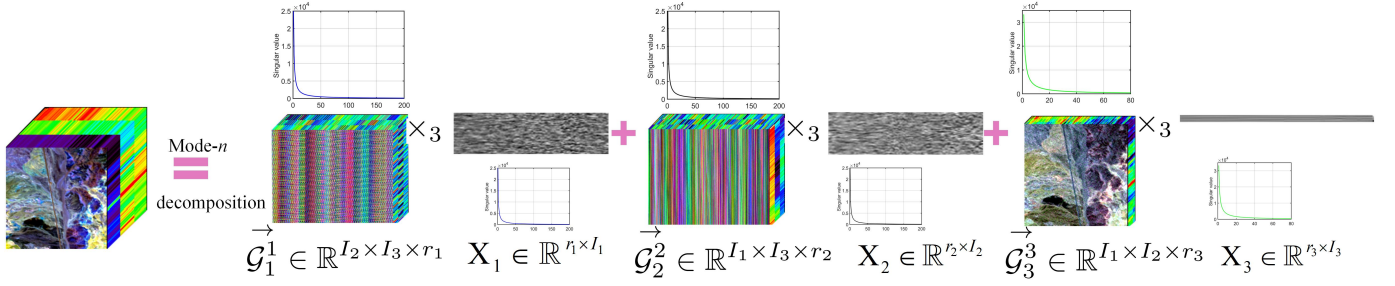


Fig. 3. Illustration of the the proposed MCTF tensor decomposition for 3D tensors, which encourages simultaneously low rank structure in all orientations.

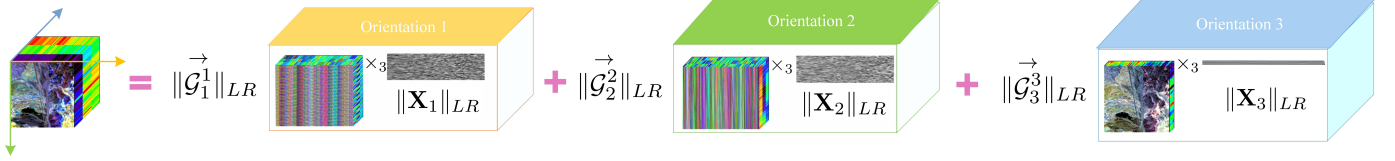


Fig. 4. Illustration of the proposed MCTF based low-rankness measure, which models the underlying tensor as a mixture of three low rank combinations of tensor and matrix.




Fig. 5. Two slices of the recovered video "Suzie" by TMac, TNN and our NC-MCTF. The sampling rate of the first line is 20%, and the sampling rate of the second line is 5%.

we defined a "tensor permutation" operation  $\vec{\mathcal{X}}^k$  to rearrange the dimensions of an tensor. Specifically, for a tensor  $\mathcal{X} \in \mathbb{R}^{n_1 \times n_2 \times n_3}$ ,  $\vec{\mathcal{X}}^k$  is defined as the tensor whose  $i$ th mode-3 slice is the  $i$ -th mode- $k$  slice of  $\mathcal{X}$ , i.e.,  $\mathcal{X}^1(j, s, i) = \vec{\mathcal{X}}^2(s, i, j) = \vec{\mathcal{X}}^3(i, j, s)$ . Then, by using this permutation, the modal- $n$  product of the tensor and the matrix can be uniformly transformed into the modal-3 product, and so the MCTF can be rewritten as follows:

$$\begin{aligned} \mathcal{Y} &= w_1(\mathcal{G}_1 \times_1 \mathbf{X}_1) + w_2(\mathcal{G}_2 \times_2 \mathbf{X}_2) + \cdots + w_n(\mathcal{G}_N \times_N \mathbf{X}_N) \\ &= \sum_{n=1}^N w_n(\vec{\mathcal{G}}_n \times_3 \mathbf{X}_n). \end{aligned} \quad (5)$$

### B. MCTF based Tensor Low-rankness Measure

Existing methods use either factorization or approximation schemes to recover the missing components. However, as the number of missing entries increases, factorization schemes may overfit the model because of incorrectly predefined ranks,

while approximation schemes may fail to obtain easy to interpret model factors. Taking the video "Suzie" as an example, as shown in the Fig. 5, it can be seen that when the sampling rate is large, all methods can restore a clear image. But when the sampling rate is very low, that is, when there are few known entries, both the TMac and TNN failed to recover the main information of the image.

Fortunately, there are extra priors that we can utilize, i.e., the model structure is implicitly included in the low-rank factorization model, according to the factor priors, which are usually known a priori in real-world tensor objects. Fig. 3 is an example of low rank factors. From the figure, one can observe that the factor tensor obtained by the proposed MCTF decomposition is close to low rank along all the mode slices. Meanwhile, similar to the factor tensor, the factor matrix is also low-rank. This fact inspires us to further explore the structure of the factors obtained by the proposed decomposition, and then better describe the low-rank nature of the original tensor.

To this end, based on the proposed MCTF, we are motivated to we designed the multiple transform domains based tensor nuclear norm regularization for the factor tensor obtained by the decomposition, together with classic matrix nuclear norm for the factor matrix, to represent the underlying joint-manifold drawn from the model factors, and finally proposed a low-rankness measure for tensor  $\mathcal{Y}$  based the proposed MCTF, i.e.,

$$\mathcal{S}(\mathcal{Y}) = \sum_{n=1}^3 (\tau_n \|\mathbf{X}_n\|_* + \lambda_n \|\mathcal{G}_n\|_{\Lambda_n, *}), \quad (6)$$

where  $\mathbf{X}_n$  and  $\mathcal{G}_n$  are the factor matrix and tensor of  $\mathcal{Y}$  with MCTF, respectively;  $\alpha_n$  and  $\tau_n$  is a parameter to tradeoff the two terms;  $\|\mathbf{X}\|_*$  is matrix nuclear norm,  $\|\mathcal{X}\|_{\Lambda_n, *}$  denotes the TNN of  $\mathcal{X}$  based on transform domain  $\Lambda_n$ . Applying transform domain  $\Lambda_n$  to  $\mathcal{X}$  is equivalent to perform the DFT along

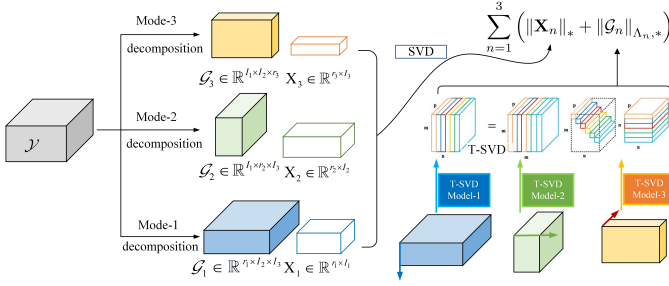


Fig. 6. A visual display of the proposed tensor low-rank measure.

each mode- $n$  fiber of  $\mathcal{X}$  (as shown in the A and A-I column of Fig. 1), which can enhance the flexibility for handling different correlations along different modes and reduce the sensitivity to direction. An illustration of the proposed low-rankness measure can be found in Fig. 6. As shown in the Fig. 6, the first operation in the proposed (6) is the MCTF decomposition of the underlying tensor, which serves as a complexity measure in the original domain for all orientations. It is based on the matrix decomposition theory to extend the Tucker decomposition, and conforms to the internal mechanism of these two decompositions. As shown in the Fig. 4, the second term can be interpreted as the number of non-zero singular values of the factor matrix, and the third term models the TNN of  $\mathcal{G}_n$  in all orientations, which measures low-rankness in the Fourier domain. They tend to normalize the low-rank attributes across the subspace of each tensor mode. This comprehensive consideration in the proposed measures is conducive to explore the internal low-rank construction of the factor tensor and the low-rank nature of the tensor quantum space along each mode.

### C. MCTF based Tensor Nonconvex Low-rankness Measure

Although the proposed multiple transform domains based low-rankness measure (6) can provide an efficient numerical solution and report success on low rank completion experiments (the detail performance about MCTF can be found in Section VI), we have to admit that it also has two shortcomings. Firstly, the TNN in MCTF is essentially the nuclear norm of each spectral slice in the Fourier domain, measuring the  $L_1$  norm of non-zero singular values, which is not an ideal approximation of the tensor tubal rank. Secondly, both TNN and NN treat each singular value equally, so the main information may not be well preserved. Due to larger singular values usually correspond to main information, such as contours, sharp edges and smooth areas, while smaller singular values are mainly composed of noise or outliers [29, 42–44]. This means that singular values with different numerical values should be treated differently, that is, the punishment for singular values with large numerical values should be reduced, and the punishment for singular values with small numerical values should be increased.

To overcome the above two shortcomings, we designed a novel tensor log-norm and matrix log-norm to perform non-convex relaxation of TNN and NN respectively to more

accurately describe the low-rank structure of factor tensor and factor matrix,

$$\min \sum_{n=1}^3 \frac{\alpha_n}{2} \|\mathcal{Y} - \mathcal{G}_n \times_n \mathbf{X}_n\|_F^2 + \tau_n \|\mathbf{X}_n\|_{\log} + \lambda_n \|\mathcal{G}_n\|_{\Lambda_n, \log}, \quad (7)$$

where

$$\begin{aligned} \|\mathcal{G}_n\|_{\Lambda_n, \log} &= \|\mathcal{G}_n\|_{\log} = \|\text{blockdiag}(\mathcal{G}_n)\|_{\log} \\ &= \frac{1}{p} \sum_{i=1}^p \|\mathcal{G}_n^{(i)}\|_{\log} \end{aligned} \quad (8)$$

and  $\|\mathbf{X}\|_{\log} = \sum_{i=1}^{\min\{m,n\}} (\log(|\sigma_i(\mathbf{X})| + \epsilon))$ , for  $\mathbf{X} \in \mathbb{R}^{m \times n}$ ,  $\sigma_i(\mathbf{X})$  is the  $i$ -th singular value of the matrix  $\mathbf{X}$ ,  $\epsilon > 0$  is a constant.  $\alpha_n, n = 1, 2, 3$ , are positive weights satisfying  $\sum_{n=1}^3 \alpha_n = 1$ . For  $\mathcal{L} \in \mathbb{R}^{m \times n \times p}$ ,  ${}_n\hat{\mathcal{L}} \in \mathbb{C}^{m \times n \times p}$  denotes the result of Discrete Fourier Transformation (DFT) on  $\mathcal{L} \in \mathbb{R}^{m \times n \times p}$  along the  $n$ -th dimension, i.e.,  ${}_n\hat{\mathcal{L}} = \mathbf{F}_n \mathcal{L}$ , where  $\mathbf{F}_n$  is the DFT matrix defined as  $\mathbf{F}_n = [\mathbf{f}_1, \dots, \mathbf{f}_i, \dots, \mathbf{f}_{n_3}] \in \mathbb{R}^{n \times n}$ .  $\bar{\mathcal{L}}$  denotes the block-diagonal matrix of the tensor  $\mathcal{L}$  in the Fourier domain, i.e.  $\bar{\mathcal{L}} = \text{blockdiag}(\hat{\mathcal{L}}) = \text{diag}(\hat{\mathcal{L}}^{(1)}, \hat{\mathcal{L}}^{(2)}, \dots, \hat{\mathcal{L}}^{(p)}) \in \mathbb{C}^{mp \times np}$ , where  $\hat{\mathcal{L}}^{(i)}$  denotes the  $i$ -th frontal slices of  $\hat{\mathcal{L}}$ ,  $i = 1, 2, \dots, p$ .

## V. MCTF LOW-RANKNESS MEASURE-BASED MODEL & ITS SOLVING SCHEME

Here we introduce the optimization of the proposed two models and analyze their convergence.

### A. The MCTF and NC-MCTF minimization models

Before giving the optimization of MCTF and NC-MCTF, we first introduce two lemmas as follows:

**Lemma 1 (singular value shrinkage operator, SVT):** For  $\mathbf{M} \in \mathbb{R}^{n_1 \times n_2}$ ,  $\mathbf{M} = \mathbf{P} \mathbf{E}_r \mathbf{Q}^\dagger$  denotes the singular value decomposition (SVD) of matrix  $\mathbf{M}$  with rank  $r$ , where  $\mathbf{E}_r = \text{diag}(\{\sigma_i\}_{1 \leq i \leq r})$ ,  $\sigma_i$  is the  $i$ -th largest singular value of  $\mathbf{M}$ . Then, the following properties hold,

$$D_\delta(\mathbf{M}) = \arg \min_{\text{rank}(\mathbf{X}) \leq r} \delta \|\mathbf{X}\|_* + \frac{1}{2} \|\mathbf{X} - \mathbf{W}\|_F^2,$$

where  $D_\delta(\mathbf{W}) = \mathbf{P} \text{diag} \{ \max((\sigma_i - \delta), 0) \} \mathbf{Q}^\dagger$ , and  $\|\cdot\|_*$  is the matrix nuclear norm.

**Lemma 2 (weighted nuclear norm minimization, WNNM) [42]:** For any  $\gamma > 0$ ,  $\mathbf{Y} \in \mathbb{R}^{m \times n}$  and  $0 \leq d_1 \leq d_2 \leq \dots \leq d_r$  ( $r = \min(m, n)$ ), a global optimal solution to the following problem

$$\min_{\mathbf{X}} \sum_{j=1}^r \gamma d_j \sigma_j(\mathbf{X}) + \frac{1}{2} \|\mathbf{Y} - \mathbf{X}\|_F^2 \quad (9)$$

is given by the following singular value thresholding

$$\mathbf{X}^* = \mathbf{W}_{\gamma, d}(\mathbf{Y}) = \mathbf{U} \mathbf{S}_{\gamma, d}(\Sigma) \mathbf{V}^T \quad (10)$$

where  $\mathbf{Y} = \mathbf{U} \Sigma \mathbf{V}^T$  is the SVD of  $\mathbf{Y}$ ,  $\sigma_j(\mathbf{X})$  denotes the  $j$ -th singular value of  $\mathbf{X}$  and  $\mathbf{S}_{\gamma, d}(\Sigma)_{jj} = \max(\Sigma_{jj} - \gamma d, 0)$ .

We then analyzing the optimization of the proposed models, the objective function of the proposed MCTF and NC-MCTF are listed as follows:

$$f(\mathbf{X}, \mathcal{G}, \mathcal{Y}) = \sum_{n=1}^3 \frac{\alpha_n}{2} \|\mathcal{Y} - \mathcal{G}_n \times_n \mathbf{X}_n\|_F^2 + \tau_n \|\mathbf{X}_n\|_* + \lambda_n \|\mathcal{G}_n\|_{\Lambda_n, *}, \quad (11)$$

$$f(\mathbf{X}, \mathcal{G}, \mathcal{Y}) = \sum_{n=1}^3 \frac{\alpha_n}{2} \|\mathcal{Y} - \mathcal{G}_n \times_n \mathbf{X}_n\|_F^2 + \tau_n \|\mathbf{X}_n\|_{\log} + \lambda_n \|\mathcal{G}_n\|_{\Lambda_n, \log}. \quad (12)$$

The minimization of the proposed models are two complicated optimization problems, which are difficult to solve directly. Here, we adopt the block successive upper-bound minimization (BSUM) [45] to solve them.

According to the proximal operator [46], for the  $k$ -th iteration, the update can be written as follows:

$$\text{Prox}_f(\mathcal{S}, \mathcal{S}^k) = \arg \min_{\mathcal{S}} f(\mathcal{S}) + \frac{\rho}{2} \|\mathcal{S} - \mathcal{S}^k\|_F^2, \quad (13)$$

where  $\rho > 0$  is the proximal parameter,  $\mathcal{S} = (\mathbf{X}, \mathcal{G}, \mathcal{Y})$  and  $\mathcal{S}^k = (\mathbf{X}^k, \mathcal{G}^k, \mathcal{Y}^k)$ .

Let  $\mathcal{S}_1^k = (\mathbf{X}^k, \mathcal{G}^k, \mathcal{Y}^k)$ ,  $\mathcal{S}_2^k = (\mathbf{X}^{k+1}, \mathcal{G}^k, \mathcal{Y}^k)$ ,  $\mathcal{S}_3^k = (\mathbf{X}^{k+1}, \mathcal{G}^{k+1}, \mathcal{Y}^k)$ . By BSUM, (13) can be rewritten as follows:

$$\begin{aligned} \mathbf{X}^{k+1} &= \text{Prox}_f(\mathbf{X}, \mathcal{S}_1^k) = \arg \min_{\mathbf{X}} f(\mathbf{X}, \mathcal{G}^k, \mathcal{Y}^k) \\ &\quad + \frac{\rho}{2} \|\mathbf{X} - \mathbf{X}^k\|_F^2, \\ \mathcal{G}^{k+1} &= \text{Prox}_f(\mathcal{G}, \mathcal{S}_2^k) = \arg \min_{\mathcal{G}} f(\mathbf{X}^{k+1}, \mathcal{G}, \mathcal{Y}^k) \\ &\quad + \frac{\rho}{2} \|\mathcal{G} - \mathcal{G}^k\|_F^2, \\ \mathcal{Y}^{k+1} &= \text{Prox}_f(\mathcal{Y}, \mathcal{S}_3^k) = \arg \min_{\mathcal{Y}} f(\mathbf{X}^{k+1}, \mathcal{G}^{k+1}, \mathcal{Y}) \\ &\quad + \frac{\rho}{2} \|\mathcal{Y} - \mathcal{Y}^k\|_F^2. \end{aligned} \quad (14)$$

1) *Update  $\mathbf{X}_n$  with fixing others:* By introducing one auxiliary variable  $\mathbf{Z}_n$ , the  $\mathbf{X}_n$ -subproblem in (14) can be rewritten as

$$\arg \min_{\mathbf{X}_n, \mathbf{Z}_n} \sum_{n=1}^3 \left( \frac{\alpha_n}{2} \|\mathcal{Y} - \mathcal{G}_n \times_n \mathbf{X}_n\|_F^2 + \tau_n \|\mathbf{Z}_n\|_* \text{ or } \log \right) + \frac{\rho_n}{2} \|\mathbf{X}_n - \mathbf{X}_n^k\|_F^2, \text{ s.t., } \mathbf{X}_n = \mathbf{Z}_n. \quad (15)$$

Based on the augmented Lagrange multiplier (ALM) method, the above minimization problem (30) can be transformed into no-constrained problem, and be solved by SVT (V-A) and WNNM operator (10):

$$\mathbf{Z}_n^{k+1} = \text{D}_{\frac{\tau_n}{\rho_n}}(\mathbf{X}_n^k + \Gamma_n^{\mathbf{X}}/\rho_n), n = 1, 2, \dots, N; \quad (16)$$

$$\mathbf{Z}_n^{k+1} = W_{\frac{\tau_n}{\rho_n}, \epsilon}(\mathbf{X}_n^k + \Gamma_n^{\mathbf{X}}/\rho_n), n = 1, 2, \dots, N. \quad (17)$$

$$\begin{aligned} \mathbf{X}_n^{k+1} &= (\alpha_n \mathbf{G}_n^T \mathbf{G}_n + 2\rho \mathbf{I}_n)^{-1} [\alpha_n \mathbf{G}_n^T \mathbf{Y}_{(n)} \\ &\quad + \mu_n (\frac{\mathbf{Z}_n^{k+1} - \Gamma_n^k/\mu_n + \mathbf{X}_n^k}{2})]. \end{aligned} \quad (18)$$

where (16) for MCTF, (17) for NC-MCTF. Based on the ALM method, the multipliers are updated by the following equations:

$$\Gamma_n^{\mathbf{X}} = \Gamma_n^{\mathbf{X}} + \mathbf{X}_n - \mathbf{Z}_n. \quad (19)$$

2) *Update  $\mathcal{G}_n$  with fixing others:* By introducing an auxiliary variable, the  $\mathcal{G}_n$ -subproblem can be rewritten as

$$\arg \min_{\mathcal{G}_n} \sum_{n=1}^3 \left( \frac{\alpha_n}{2} \|\mathcal{Y} - \mathcal{G}_n \times_n \mathbf{X}_n\|_F^2 + \lambda_n \|\mathcal{G}_n\|_{\Lambda_n, *} \right) + \frac{\rho_n}{2} \|\mathcal{G}_n - \mathcal{G}_n^k\|_F^2, \text{ s.t., } \mathcal{G}_n = \mathcal{J}_n. \quad (20)$$

By using the ALM and SVT operator (V-A), one can also obtain the solutions:

$${}_n \hat{\mathcal{J}}_n^{k+1, (q)} = D_{\frac{1}{\rho_n}} \left( {}_n \hat{\mathcal{U}}_n^{(q)} \right), q = 1, 2, \dots, p. \quad (21)$$

Then, the  $(k+1)$ -th updating of  $\mathcal{J}_n^{k+1}$  can be obtained via inverse Fourier transform

$$\mathcal{J}_n^{k+1} = \text{ifft} \left( {}_n \hat{\mathcal{J}}_n^{k+1}, [\ ], n \right). \quad (22)$$

Similarly, the  $\mathcal{J}_n$  related subproblem can be solved by the WNNM operator (10), i.e.,

$${}_n \hat{\mathcal{J}}_n^{k+1, (q)} = W_{\frac{1}{\rho_n}, \epsilon} \left( {}_n \hat{\mathcal{U}}_n^{(q)} \right), q = 1, 2, \dots, p. \quad (23)$$

Then, the  $(k+1)$ -th updating of  $\mathcal{J}_n^{k+1}$  can be obtained via inverse Fourier transform

$$\mathcal{J}_n^{k+1} = \text{ifft} \left( {}_n \hat{\mathcal{J}}_n^{k+1}, [\ ], n \right). \quad (24)$$

With other variables fixed, the minimization subproblem for  $\mathcal{G}_n$  is also convex and has the following closed-form solution

$$\begin{aligned} \mathcal{G}_n^{k+1} &= \text{fold} \left( \left( \mathbf{Y}_{(n)}^k (\mathbf{X}_n^{k+1})^T + 2\rho_n (\frac{\mathbf{J}_n^{k+1} - \Gamma_n^{\mathcal{G}}/\rho_n + \mathbf{G}_n^k}{2}) \right) \right. \\ &\quad \left. \left( \mathbf{X}_n^{k+1} (\mathbf{X}_n^{k+1})^T + 2\rho_n \mathbf{I}_n \right)^{\dagger} \right), \\ &\quad n = 1, 2, \dots, N. \end{aligned} \quad (25)$$

Finally, the Lagrangian multiplier can be updated by the following equations

$$\Gamma_n^{\mathcal{G}} = \Gamma_n^{\mathcal{G}} + \mathcal{G}_n - \mathcal{J}_n. \quad (26)$$

3) *Update  $\mathcal{Y}$  with fixing others:* The update of  $\mathcal{Y}_{k+1}$  can be written explicitly as

$$\mathcal{Y}^{k+1} = P_{\Omega^c} \left( \sum_{n=1}^3 \alpha_n \text{fold}_n \left( \frac{\mathbf{G}_n^{k+1} \mathbf{X}_n^{k+1} + \rho_n \mathbf{Y}_{(n)}^k}{1 + \rho_n} \right) \right) + \mathcal{F}, \quad (27)$$

where  $\mathcal{F}$  is the observed data;  $P_{\Omega}$  is an operator defined in subsection II.

**Algorithm 1** :Algorithm for the proposed MCTF and NC-MCTF based tensor low-rankness measure.

- 1: **Input:** The observed tensor  $\mathcal{F}$ ; The set of index of observed entries  $\Omega$ ; The given  $n$ -rank,  $r = (r_1, r_2, r_3)$ ; stopping criterion  $\varepsilon$ .
- 2: **Output:** the completed tensor.
- 3: Initialize:  $\mathbf{X}_n^0 = \mathbf{Z}_n^0 = \mathbf{0}, \mathcal{G}_n^0 = \mathcal{J}_n^0 = \mathbf{0}, \Gamma_n^{\mathbf{X}} = \mathbf{0}, \Gamma_n^{\mathcal{G}} = \mathbf{0}, n = 1, 2, \dots, N; \mu_{\max} = 10^6, \rho = 1.5, \mathcal{Y} = \mathcal{P}_{\Omega}(\mathcal{F})$ , and  $k = 0$ .
- 4: Repeat until convergence:
- 5: Update  $\mathbf{X}, \mathbf{Z}, \mathcal{G}, \mathcal{J}, \Gamma^{\mathbf{X}}, \Gamma^{\mathcal{G}}$  via
  - 1st step: Update  $\mathbf{Z}_n$  of MCTF via (16) or  $\mathbf{Z}_n$  of NC-MCTF via (17)
  - 2nd step: Update  $\mathbf{X}_n$  via (18)
  - 3rd step: Update  $\mathcal{G}_n$  via (25)
  - 4th step: Update  $\mathcal{J}_n$  of MCTF via (22) or  $\mathcal{J}_n$  of NC-MCTF via (24)
  - 5th step: Update  $\mathcal{Y}$  via (27)
  - 6th step: Update the parameter via (19), (26)
- 6: Check the convergence condition:  $\frac{\|\mathcal{Y}^{k+1} - \mathcal{Y}^k\|_{\text{F}}}{\|\mathcal{Y}^k\|_{\text{F}}} < \varepsilon$ .

### B. Complexity Analysis

In this subsection, the proposed algorithm for the proposed MCTF and NC-MCTF are summarized as Algorithm 1. Further, we discuss the complexity of the proposed algorithms. Complexity Analysis: The cost of computing  $\mathbf{X}_n$  is  $O(I_n r_n^2 + I_n r_n s_n + r_n^2 s_n)$ ; calculating  $\mathbf{Z}_n$  has a complexity of  $O(\prod_{j \neq n} I_j \times r_n^2)$ ; the complexity of updating  $\mathcal{J}_n$  is  $O(I_n r_n^2)$ ; calculating  $\mathcal{G}_n, n = 1, 2, 3$ , in both MCTF-based solver and NC-MCTF-based solver, have a complexity of  $O(I_1 I_2 I_3 (\log(I_1 I_2 I_3) + \sum_{n=1}^3 \min(I_n, I_{n+1})))$ , where we define  $I_4 = I_1$ ; calculating  $\mathcal{Y}$  has a complexity of  $O(\sum_{n=1}^N r_n I_n s_n)$ . Then, the total complexity of the proposed algorithms can be obtained by counting the complexity of the above variables. For easily viewing, we list the total complexity of the proposed models as follows:

$$O(3I_n r_n^2 + 3I_n r_n s_n + 3r_n^2 s_n + I_1 I_2 I_3 (\log(I_1 I_2 I_3) + \sum_{n=1}^3 \min(I_n, I_{n+1}))) \quad (28)$$

## VI. NUMERICAL EXPERIMENTS

Three types of public tensor data-sets, i.e., video, MRI and hyperspectral image, are selected for verification experiments to evaluate the performance of the proposed model. Five state-of-the-art techniques proposed between 2013-2020, i.e., five tensor completion models related to the proposed models: TMac(2013) [18], MF-TV method(2016) [46], TNN(2016) [28], PSTNN(2020) [29] and FTNN(2020) [30], were chosen for comparison.

Two types of standards for evaluation: qualitative visual evaluation of the restored data, five widely used quantitative picture quality indices (PQIs): PSNR [47], SSIM [48], FSIM [49], ERGAS [50] and SAM, were utilized to assess the quality of restored tensor. All experiments were performed on MATLAB 2018b, Intel core i7@2.2GHz and 64.0 GB

TABLE II  
THE AVERAGED PSNR, SSIM, FSIM, ERGA AND SAM OF THE RECOVERED RESULTS ON MRI BY MF-TV, TMac, FTNN, PSTNN, TNN, OUR MCTF AND NC-MCTF WITH DIFFERENT SAMPLING RATES. THE BEST VALUE IS HIGHLIGHTED IN BOLDER FONTS.

SR = 0.05								
method	noisy	MF-TV	TMac	FTNN	PSTNN	TNN	MCTF	NC-MCTF
PSNR	10.258	12.332	20.51	22.540	15.859	18.218	<b>22.951</b>	<b>23.698</b>
SSIM	0.228	0.099	0.45	0.508	0.224	0.27	<b>0.528</b>	<b>0.534</b>
FSIM	0.473	0.52	0.711	0.732	0.642	0.646	<b>0.771</b>	<b>0.775</b>
ERGAS	1030.203	814.747	339.385	268.839	545.77	434.774	<b>277.105</b>	<b>258.370</b>
SR = 0.1								
method	noisy	MF-TV	TMac	FTNN	PSTNN	TNN	MCTF	NC-MCTF
PSNR	10.492	15.406	21.411	27.641	22.061	22.535	<b>29.592</b>	<b>31.597</b>
SSIM	0.241	0.25	0.531	0.805	0.482	0.536	<b>0.814</b>	<b>0.884</b>
FSIM	0.511	0.587	0.732	0.885	0.764	0.78	<b>0.883</b>	<b>0.912</b>
ERGAS	1002.8	584.827	308.655	165.366	275.473	266.753	<b>128.252</b>	<b>101.607</b>
SR = 0.2								
method	noisy	MF-TV	TMac	FTNN	PSTNN	TNN	MCTF	NC-MCTF
PSNR	11.003	27.062	22.33	31.783	29.152	28.571	<b>35.550</b>	<b>36.471</b>
SSIM	0.271	0.737	0.586	0.907	0.804	0.802	<b>0.950</b>	<b>0.960</b>
FSIM	0.564	0.84	0.754	0.938	0.895	0.891	<b>0.953</b>	<b>0.960</b>
ERGAS	945.583	173.636	276.269	100.444	127.133	136.182	<b>64.008</b>	<b>57.003</b>
SR = 0.3								
method	noisy	MF-TV	TMac	FTNN	PSTNN	TNN	MCTF	NC-MCTF
PSNR	11.582	36.355	23.077	34.806	32.608	32.481	<b>37.783</b>	<b>38.531</b>
SSIM	0.303	0.954	0.625	0.949	0.895	0.89	<b>0.969</b>	<b>0.974</b>
FSIM	0.597	0.962	0.773	0.963	0.939	0.939	<b>0.969</b>	<b>0.974</b>
ERGAS	884.608	52.449	252.057	70.542	85.845	87.312	<b>49.323</b>	<b>45.028</b>

RAM. For a tensor  $\mathcal{Y} \in \mathbb{R}^{I_1 \times \dots \times I_N}$ , The sampling ratio (SR) can be defined as:  $SR = \frac{S_{\text{number}}}{\prod_{n=1}^N I_n}$ , where  $S_{\text{number}}$  denotes the number of sampled entries,  $\Omega$  represents index set. The sampled entries are chosen randomly from a tensor  $\mathcal{Y}$  by a uniform distribution.

### A. MRI

In this subsection, to further verify the versatility of the proposed models for different datasets, we conduct experiments on cubical MRI data<sup>2</sup> with size  $150 \times 150 \times 181$ . SRs are set as follows: 5%, 10%, 20% and 30%. Here, we set the rank to  $(T_1, T_2, T_3)$ , where  $T_1, T_2, T_3$  denote the number of the largest 0.5% singular values of model-1, model-2 and model-3, respectively.

For quantitative evaluation, the table II lists the PQI of all recovery results in detail, the best results are marked in bold. It can be seen from the table that the proposed NC-MCTF obtains the best PQI, and the second best is the proposed MCTF, both of which are superior to competing methods of the same type. Fig. 13 shows the detailed PSNR, SSIM and FSIM of all slices of the restored data. The same advantages of our model can also be seen from it.

Furthermore, the proposed model is evaluated in terms of visual evaluation. We choose the restoration result of 0.1 sampling rate as an example. Fig. 7 shows the original MRI data, sampled data and recovery results of different methods. Compared with competing methods, the image recovered by MCTF and NC-MCTF show richer details and clearer structures. In addition, one can also see from the figure that the non-convex metric, as shown in NC-MCTF, produces impressive improvement over MCTF.

<sup>2</sup>[http://brainweb.bic.mni.mcgill.ca/brainweb/selection\\_normal.html](http://brainweb.bic.mni.mcgill.ca/brainweb/selection_normal.html)



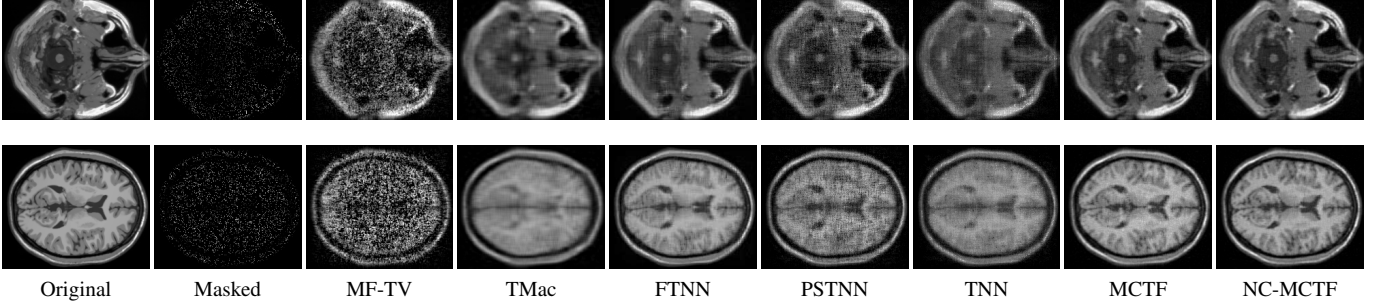


Fig. 7. Slices of the recovered MRI by MF-TV, TMac, FTNN, PSTNN, TNN, our MCTF and NC-MCTF. The sampling rate is 10%.

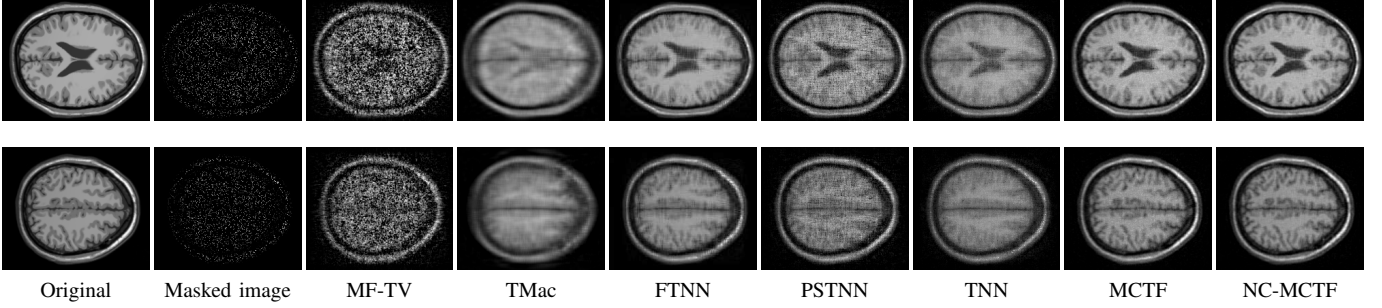


Fig. 8. Slices of the recovered MRI by MF-TV, TMac, FTNN, PSTNN, TNN, our MCTF and NC-MCTF. The sampling rate is 10%.

### B. Video

In this subsection, two public and classic video data-sets, i.e., "Suzie" and "Hall"<sup>3</sup> with size  $144 \times 176 \times 150$  are selected for comparative experiments to test the performance of our model. SRs are set as 5%, 10% and 20%. Further, the proposed model was comprehensively evaluated from both quantitative and qualitative perspectives. Here, we set the rank to  $(T_1, T_2, T_3)$ , where  $T_1, T_2, T_3$  denote the number of the largest 0.5% singular values of model-1, model-2 and model-3, respectively.

Quantitative comparison: Table III and table IV give the detailed PQI of all recovered data under three sampling rates. The boldface indicates the best PQI for each sampling rate. It can be clearly seen from the table III and table IV that among all the test methods, the proposed NC-MCTF obtains the best results, and the evaluation index obtained by the proposed MCTF is also superior to competitive methods.

Based on above quantitative comparison, we further conduct a quantitative evaluation of the proposed model in terms of vision. Fig. 9 and Fig. 11 show the partial slice images of restored data under different sampling conditions. The closer the restored result is to the original reference image, the better the performance of the corresponding model. It can be seen from the figure that the proposed model has achieved a significant advantage in restored images, especially at low sampling rates. Because when the sampling rate is low, the original image information contained in the input observation image is scarce. If it is desired to restore the data image relatively accurately, as at high sampling rates, it is necessary to impose additional prior constraints on the solution space of

TABLE III  
THE AVERAGED PSNR, SSIM, FSIM, ERGA AND SAM OF THE RECOVERED RESULTS ON VIDEO "SUZIE" BY TMac, MF-TV, TNN, FTNN, PSTNN AND OUR MCTF AND NC-MCTF WITH DIFFERENT SAMPLING RATES. THE BEST VALUE IS HIGHLIGHTED IN BOLDER FONTS.

SR = 0.05								
method	noisy	MF-TV	TMac	FTNN	PSTNN	TNN	MCTF	NC-MCTF
PSNR	7.259	13.801	23.385	27.294	17.447	22.005	<u>27.430</u>	<b>29.312</b>
SSIM	0.009	0.094	0.622	0.465	0.192	0.563	<u>0.766</u>	<b>0.822</b>
FSIM	0.454	0.42	0.792	0.555	0.59	0.776	<u>0.842</u>	<b>0.880</b>
ERGAS	1057.282	501.117	167.927	129.27	327.678	194.844	<u>104.955</u>	<b>84.698</b>
SR = 0.1								
method	noisy	MF-TV	TMac	FTNN	PSTNN	TNN	MCTF	NC-MCTF
PSNR	7.493	22.356	26.189	<u>29.484</u>	26.647	26.032	29.414	<b>30.223</b>
SSIM	0.014	0.605	0.74	0.585	0.68	0.692	<u>0.801</u>	<b>0.830</b>
FSIM	0.426	0.758	0.838	0.670	0.843	0.846	<u>0.886</u>	<b>0.897</b>
ERGAS	1029.096	196.059	124.369	95.472	117.104	124.923	<u>84.888</u>	<b>77.398</b>
SR = 0.2								
method	noisy	MF-TV	TMac	FTNN	PSTNN	TNN	MCTF	NC-MCTF
PSNR	8.005	32.064	27.274	32.184	30.566	30.561	<u>33.353</u>	<b>33.992</b>
SSIM	0.02	0.872	0.782	0.721	0.829	0.831	<u>0.906</u>	<b>0.917</b>
FSIM	0.391	0.916	0.853	0.788	0.91	0.911	<u>0.938</u>	<b>0.945</b>
ERGAS	970.285	66.692	109.627	65.322	75.472	75.598	<u>53.121</u>	<b>49.395</b>

the optimization model to increase the accuracy of the obtained solution, as the proposed model does.

### C. Hyperspectral Image

In this subsection, we choose two HSI data to apply simulation experiments. The first dataset is five sequential images<sup>4</sup> were acquired by the Sentinel-2 MSI on 05/09, 15/09, 20/09, 5/10 and 15/10, 2018, in Belgium, with 20 m spatial-resolution,  $10 \times 10$  km. For this dataset, the HSIs are corrupted by various types of missing areas with cloud shape (see the second row of Fig. 14) .

<sup>3</sup><http://trace.eas.asu.edu/yuv/>

<sup>4</sup><https://drive.google.com/file/d/1LlvUKiUWAKoF6R0igbREwwP2Wfja9UBv/view>



Fig. 9. One slice of the recovered video for “suzie” by MF-TV, TMac, FTNN, PSTNN, TNN, our MCTF and NC-MCTF. The sampling rate is 5%.

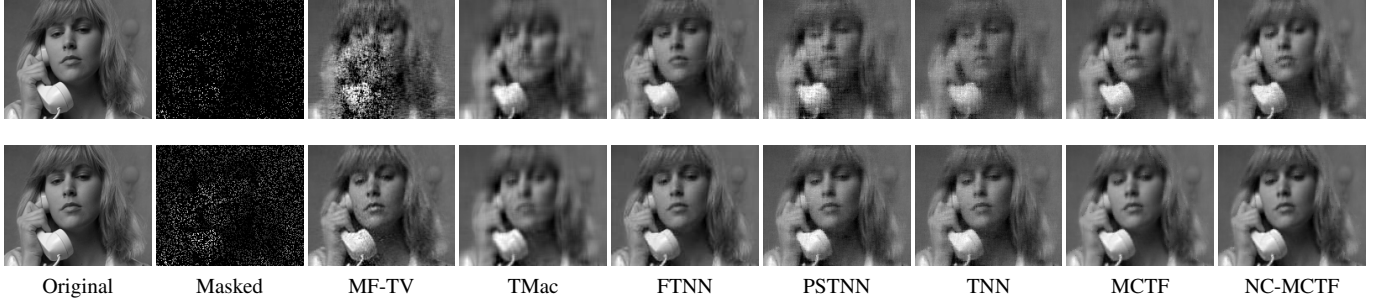


Fig. 10. One slice of the recovered video for “suzie” by MF-TV, TMac, FTNN, PSTNN, TNN, our MCTF and NC-MCTF. The sampling rates are 10%, 20%, respectively.




Fig. 11. One slice of the recovered video for “hall” by MF-TV, TMac, FTNN, PSTNN, TNN, our MCTF and NC-MCTF. The sampling rates are 5% and 10%, respectively.

TABLE IV  
THE AVERAGED PSNR, SSIM, FSIM, ERGA AND SAM OF THE RECOVERED RESULTS ON VIDEO “HALL” BY MF-TV, TMac, PSTNN, TNN, FTNN, OUR MCTF AND NC-MCTF WITH DIFFERENT SAMPLING RATES. THE BEST VALUE IS HIGHLIGHTED IN BOLDER FONTS.

		SR = 0.05							
method	noisy	MF-TV	TMac	FTNN	PSTNN	TNN	MCTF	NC-MCTF	
PSNR	4.82	13.539	22.101	<b>30.022</b>	16.075	20.78	26.215	<b>27.415</b>	
SSIM	0.007	0.412	0.675	0.792	0.36	0.636	<b>0.856</b>	<b>0.882</b>	
FSIM	0.387	0.612	0.789	0.835	0.672	0.792	<b>0.890</b>	<b>0.906</b>	
ERGAS	1225.779	452.351	168.866	98.14	335.52	195.315	<b>105.199</b>	<b>91.728</b>	
		SR = 0.1							
method	noisy	MF-TV	TMac	FTNN	PSTNN	TNN	MCTF	NC-MCTF	
PSNR	5.055	24.855	26.936	<b>32.790</b>	29.014	28.433	30.731	<b>31.481</b>	
SSIM	0.013	0.829	0.854	0.854	0.892	0.905	<b>0.933</b>	<b>0.942</b>	
FSIM	0.393	0.873	0.888	0.889	0.934	0.936	<b>0.945</b>	<b>0.952</b>	
ERGAS	1193.075	131.422	97.185	59.375	77.395	82.259	62.923	<b>57.805</b>	
		SR = 0.2							
method	noisy	MF-TV	TMac	FTNN	PSTNN	TNN	MCTF	NC-MCTF	
PSNR	5.567	33.006	27.648	<b>35.755</b>	33.629	33.691	33.052	<b>34.097</b>	
SSIM	0.025	0.94	0.869	0.902	0.961	0.962	<b>0.956</b>	<b>0.962</b>	
FSIM	0.403	0.954	0.897	0.927	<b>0.973</b>	<b>0.974</b>	0.965	0.970	
ERGAS	1124.737	50.971	89.271	<b>44.184</b>	46.123	45.851	48.414	<b>43.191</b>	

The second data-set is the airborne visible/infrared imaging spectrometer (AVIRIS) copper salt data<sup>5</sup> with size  $150 \times 150 \times 210$ . SRs are set as follows: 0.025, 0.05 and 0.1. Here,

<sup>5</sup><http://aviris.jpl.nasa.gov/html/aviris.freedata.html>

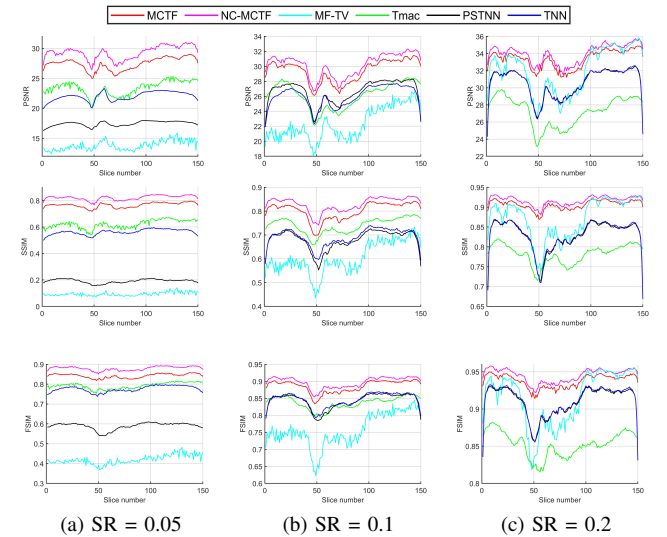


Fig. 12. The PSNR, SSIM and FSIM of the recovered video “suzie” by MF-TV, TMac, FTNN, PSTNN, TNN, our MCTF and NC-MCTF for all slices, respectively.

the missing values are also random sampled, and we set the

TABLE V  
THE AVERAGED PSNR, SSIM, FSIM, ERGA AND SAM OF THE RECOVERED RESULTS ON HYPERSPECTRAL IMAGE "CUPRITE" BY MF-TV, TMac, FTNN, PSTNN, TNN, OUR MCTF AND NC-MCTF WITH DIFFERENT SAMPLING RATES. THE BEST VALUE IS HIGHLIGHTED IN BOLDER FONTS.

SR = 0.025							
method	noisy	MF-TV	TMac	PSTNN	TNN	MCTF	NC-MCTF
PSNR	7.666	26.115	21.25	13.387	22.783	31.091	<b>31.208</b>
SSIM	0.007	0.539	0.412	0.124	0.554	<u>0.771</u>	<b>0.774</b>
FSIM	0.48	0.765	0.755	0.613	0.775	<u>0.842</u>	<b>0.847</b>
ERGAS	1043.633	237.074	235.594	539.574	245.333	<u>77.458</u>	<b>76.503</b>
SR = 0.05							
method	noisy	MF-TV	TMac	PSTNN	TNN	MCTF	NC-MCTF
PSNR	7.779	34.684	28.945	20.621	26.579	34.739	<b>35.481</b>
SSIM	0.01	0.845	0.712	0.31	0.663	<u>0.860</u>	<b>0.879</b>
FSIM	0.471	<u>0.915</u>	0.846	0.735	0.836	0.907	<b>0.920</b>
ERGAS	1030.139	89.372	93.352	234.445	154.292	<u>51.913</u>	<b>48.063</b>
SR = 0.1							
method	noisy	MF-TV	TMac	PSTNN	TNN	MCTF	NC-MCTF
PSNR	8.013	<b>40.888</b>	35.627	35.51	35.015	37.449	<u>37.623</u>
SSIM	0.014	<b>0.957</b>	0.885	0.907	0.897	0.912	<u>0.913</u>
FSIM	0.451	<b>0.978</b>	0.931	0.951	0.943	0.943	<u>0.943</u>
ERGAS	1002.75	<b>34.263</b>	44.518	54.421	57.537	39.232	<u>38.546</u>

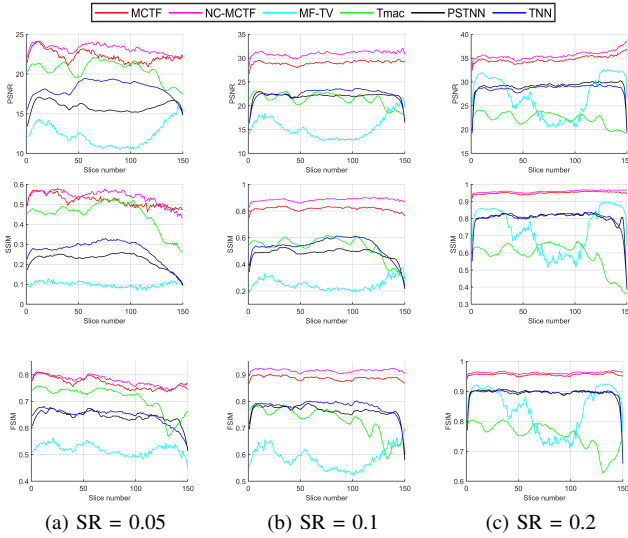


Fig. 13. The PSNR, SSIM and FSIM of the recovered MRI by MF-TV, TMac, PSTNN, TNN, our MCTF and NC-MCTF for all slices, respectively.

rank to  $(T_1, T_2, T_3)$ , where  $T_1, T_2, T_3$  denote the number of the largest 0.5% singular values of model-1, model-2 and model-3, respectively. Because FTNN did not perform HSI experiments, the original article of FTNN did not describe the parameter settings of HSI dataset, therefore, in this subsection we will not perform comparison experiments on FTNN.

Table V lists the PQIs of the results restored by all the test models at three different SRs. It can be clearly seen that the two proposed methods obtain the best PQIs, among all the test methods. Fig. 14 and Fig. 15 show the visual results of ground truth, simulated cloud-covered/missing area, recovery results of TMac, MF-TV, PSTNN, TNN and the proposed NC-MCTF.

#### D. Parameter selection

Since the proposed method consists of two balanced terms, i.e.,  $\tau_n \|\mathbf{X}_n\|_{* \text{ or } \log} + \lambda_n \|\mathcal{G}_n\|_{\Lambda_n, * \text{ or } \log}$ , that need parameters to tradeoff them, it is necessary to discuss the issue of setting the parameter appropriately. To reduce the workload of

adjusting parameters, we fix one of  $\tau_n$  and  $\lambda_n$  (to enhance the generalization ability of the parameters, here, we set the same  $\tau_n$  and  $\lambda_n$  for different  $n$ ), and then indirectly adjust the ratio of the two, i.e.,  $C = \frac{\tau_n}{\lambda_n}$ . In this subsection, we provided some experiments with real tensor data to analyze this problem. We set the sampling rate to 0.05, 0.2, and 0.3 respectively. Under the above three different sampling rates, Fig. 16 visually shows the performance of the proposed method under different settings of  $C$ .

## VII. CONCLUSIONS

In this paper, based on basic tensor decomposition theory, we first defined a novel tensor decomposition to explore the low-rank structure of underlying tensors. Then, we studied the structural characteristics of the factors obtained by the decomposition, and proposed a novel tensor low-rankness measure. Furthermore, we performed nonconvex relaxation on the sub-measure, and obtained a better low-rankness measure. Thanks to the "good" properties of TNN and Tucker decomposition, our model and theoretical guarantee are both natural extensions of TNN and Tucker. We have also developed a effective method to calculate the optimization problem corresponding to the proposed model. Numerical experiments verify our theory, and the results of hyperspectral image, MRI and video prove that our algorithms can recover a variety of low-rank tensors with significantly fewer samples than the compared methods.

## APPENDIX A DETAILS OF THE OPTIMIZATION

### A. Update $\mathbf{X}_n$ with fixing others

The  $\mathbf{X}_n$ -subproblem in (14) can be written as follows:

$$\mathbf{X}_n^{k+1} = \arg \min_{\mathbf{X}_n} \sum_{n=1}^3 \frac{\alpha_n}{2} \|\mathcal{Y} - \mathcal{G}_n \times_n \mathbf{X}_n\|_F^2 + \tau_n \|\mathbf{X}_n\|_{* \text{ or } \log} + \frac{\rho_n}{2} \|\mathbf{X}_n - \mathbf{X}_n^k\|_F^2. \quad (29)$$

To efficiently solve it, we first introduce one auxiliary variable  $\mathbf{Z}_n$ , then (29) can be rewritten as

$$\arg \min_{\mathbf{X}_n, \mathbf{Z}_n} \sum_{n=1}^3 \left( \frac{\alpha_n}{2} \|\mathcal{Y} - \mathcal{G}_n \times_n \mathbf{X}_n\|_F^2 + \tau_n \|\mathbf{Z}_n\|_{* \text{ or } \log} + \frac{\rho_n}{2} \|\mathbf{X}_n - \mathbf{X}_n^k\|_F^2 \right), s.t., \mathbf{X}_n = \mathbf{Z}_n. \quad (30)$$

Based on the augmented Lagrange multiplier (ALM) method, the above minimization problem (30) can be transformed into

$$\arg \min_{\mathbf{X}_n, \mathbf{Z}_n} \sum_{n=1}^3 \left( \frac{\alpha_n}{2} \|\mathcal{Y} - \mathcal{G}_n \times_n \mathbf{X}_n\|_F^2 + \tau_n \|\mathbf{Z}_n\|_{* \text{ or } \log} + \frac{\rho_n}{2} \|\mathbf{X}_n - \mathbf{X}_n^k\|_F^2 + \langle \Gamma_n^{\mathbf{X}}, \mathbf{X}_n - \mathbf{Z}_n \rangle + \frac{\rho_n}{2} \|\mathbf{X}_n - \mathbf{Z}_n\|_F^2 \right), \quad (31)$$

where  $\Gamma_n^{\mathbf{X}}$  is a Lagrange multiplier.

With other variables fixed, the minimization subproblem for  $\mathbf{Z}_n$  can be deduced from (31) as follows:

$$\mathbf{Z}_n^{k+1} = \arg \min_{\mathbf{Z}_n} \tau_n \|\mathbf{Z}_n\|_{* \text{ or } \log} + \frac{\rho_n}{2} \|\mathbf{X}_n^k - \mathbf{Z}_n + \Gamma_n^{\mathbf{X}} / \rho_n\|_F^2. \quad (32)$$



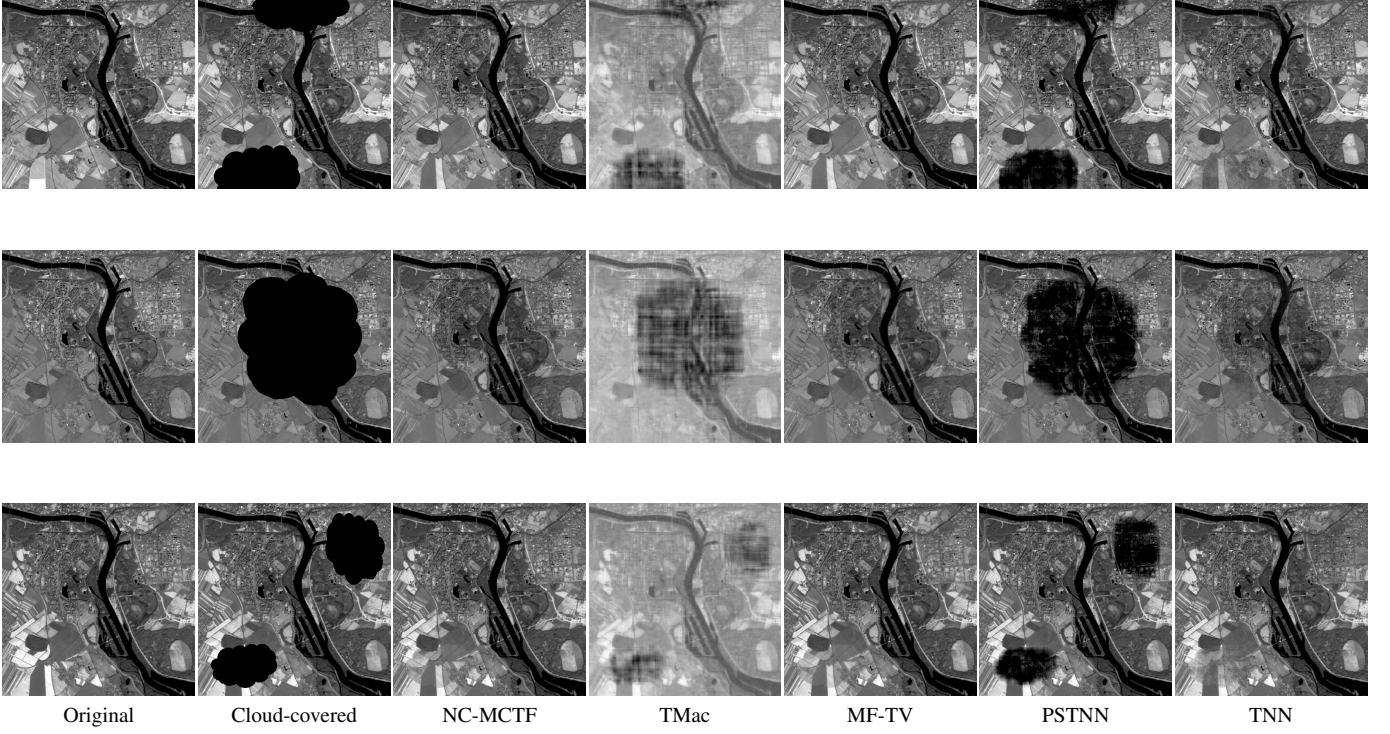


Fig. 14. Sentinel-2 MSI multi-temporal data sequence cloud removal experiments (20 m spatial-resolution;  $10 \times 10$  km; five temporal images) over Mechelen in Belgium.




Fig. 15. One slice of the recovered HSI "Cuprite" by MF-TV, TMac, PSTNN, TNN, our MCTF and NC-MCTF. The sampling rate is 5%.

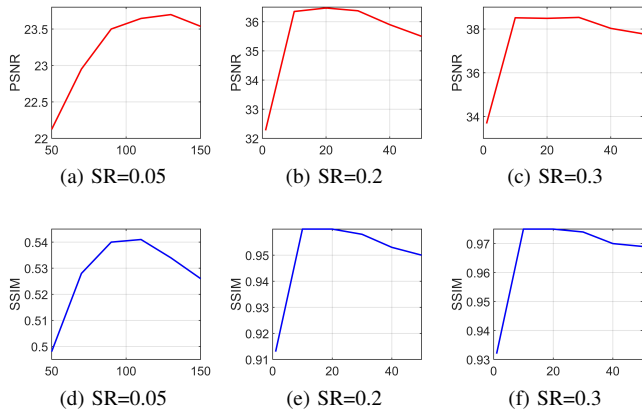


Fig. 16. Performance variation of the proposed method in terms of the NC-MCTF on different  $C$  and different sampling rate.

For MCTF based on  $\|\cdot\|_*$ , by using the SVT operator (V-A), it is easy to get

$$\mathbf{Z}_n^{k+1} = \mathbf{D}_{\frac{\tau_n}{\rho_n}}(\mathbf{X}_n^k + \Gamma_n^{\mathbf{X}}/\rho_n), n = 1, 2, \dots, N; \quad (33)$$

while for the  $\mathbf{Z}_n$  related subproblem of nonconvex low-rankness measure (NC-MCTF):

$$\mathbf{Z}_n^{k+1} = \arg \min_{\mathbf{Z}_n} \tau_n \|\mathbf{Z}_n\|_{\log} + \frac{\rho_n}{2} \|\mathbf{X}_n^k - \mathbf{Z}_n + \Gamma_n^{\mathbf{X}}/\rho_n\|_F^2, \quad (34)$$

it can be solved by WNNM operator, i.e.,

$$\mathbf{Z}_n^{k+1} = W_{\frac{\tau_n}{\rho_n}, \epsilon}(\mathbf{X}_n^k + \Gamma_n^{\mathbf{X}}/\rho_n), n = 1, 2, \dots, N. \quad (35)$$

With other variables fixed, the minimization subproblem for  $\mathbf{X}_n (n \neq 3)$  can be deduced from (31) as follows:

$$\begin{aligned} \mathbf{X}_n^{k+1} = \arg \min_{\mathbf{X}_n} & \frac{\alpha_n}{2} \|\mathcal{Y} - \mathcal{G}_n^k \times_n \mathbf{X}_n\|_F^2 \\ & + \frac{\rho_n}{2} \left\| \mathbf{X}_n - \frac{\mathbf{Z}_n^{k+1} - \Gamma_n^k/\mu_n + \mathbf{X}_n^k}{2} \right\|_F^2. \end{aligned} \quad (36)$$

They are convex and have the following closed-form solutions

$$\begin{aligned} \mathbf{X}_n^{k+1} = & (\alpha_n \mathbf{G}_n^T \mathbf{G}_n + 2\rho \mathbf{I}_n)^{-1} [\alpha_n \mathbf{G}_n^T \mathbf{Y}_{(n)} \\ & + \mu_n (\frac{\mathbf{Z}_n^{k+1} - \Gamma_n^k/\mu_n + \mathbf{X}_n^k}{2})]. \end{aligned} \quad (37)$$



Based on the ALM method, the multipliers are updated by the following equations:

$$\Gamma_n^{\mathbf{X}} = \Gamma_n^{\mathbf{X}} + \mathbf{X}_n - \mathbf{Z}_n. \quad (38)$$

### B. Update $\mathcal{G}_n$ with fixing others

The  $\mathcal{G}_n$ -subproblem in (14) can be written as follows:

$$\begin{aligned} \mathcal{G}^{k+1} = \arg \min_{\mathcal{G}} \sum_{n=1}^3 & \left( \frac{\alpha_n}{2} \|\mathcal{Y} - \mathcal{G}_n \times_n \mathbf{X}_n\|_{\text{F}}^2 + \lambda_n \|\mathcal{G}_n\|_{\Lambda_n, *} \right. \\ & \left. + \frac{\rho_n}{2} \|\mathcal{G}_n - \mathcal{G}_n^k\|_{\text{F}}^2 \right). \end{aligned} \quad (39)$$

By introducing an auxiliary variable, (39) can be rewritten as

$$\begin{aligned} \arg \min_{\mathcal{G}_n} \sum_{n=1}^3 & \left( \frac{\alpha_n}{2} \|\mathcal{Y} - \mathcal{G}_n \times_n \mathbf{X}_n\|_{\text{F}}^2 + \lambda_n \|\mathcal{J}_n\|_{\Lambda_n, *} \right. \\ & \left. + \frac{\rho_n}{2} \|\mathcal{G}_n - \mathcal{G}_n^k\|_{\text{F}}^2 \right), s.t., \mathcal{G}_n = \mathcal{J}_n. \end{aligned} \quad (40)$$

Then, (20) can also be reformulated as

$$\begin{aligned} \arg \min_{\mathbf{A}_n, \mathbf{J}_n} \sum_{n=1}^3 & \left( \frac{\alpha_n}{2} \|\mathcal{Y} - \mathcal{G}_n \times_n \mathbf{X}_n\|_{\text{F}}^2 + \lambda_n \|\mathcal{J}_n\|_{\Lambda_n, *} \right. \\ & \left. + \frac{\rho_n}{2} \|\mathcal{G}_n - \mathcal{G}_n^k\|_{\text{F}}^2 + \langle \Gamma_n^{\mathcal{G}}, \mathcal{G}_n - \mathcal{J}_n \rangle + \frac{\rho_n}{2} \|\mathcal{G}_n - \mathcal{J}_n\|_{\text{F}}^2 \right), \end{aligned} \quad (41)$$

where  $\Gamma_n^{\mathcal{G}}$  is the Lagrangian multiplier.

Firstly, with other variables fixed, the minimization subproblem for  $\mathcal{J}_n$  can be deduced from (41) as follows:

$$\mathcal{J}_n^{k+1} = \arg \min_{\mathcal{J}_n} \lambda_n \|\mathcal{J}_n\|_{\Lambda_n, *} + \frac{\rho_n}{2} \|\mathcal{G}_n^k - \mathcal{J}_n + \Gamma_n^{\mathcal{G}}/\rho_n\|_{\text{F}}^2. \quad (42)$$

The updating of  $\mathcal{J}_n$  in (42) has a closed-form solution. For the sake of simplicity, we denote the iteration of  $\mathcal{J}_n$  as

$$\mathcal{J}_n^{k+1} = \arg \min_{\mathcal{J}_n} \|\mathcal{J}_n\|_{\Lambda_n, *} + \times \frac{\rho_n}{2} \|\mathcal{J}_n - \mathcal{U}_n\|_{\text{F}}^2, \quad (43)$$

where  $\mathcal{U}_n = \mathcal{G}_n^k + \Gamma_n^{\mathcal{G}}/\rho_n$ .

Solving the optimization subproblem (43) is equivalent to solving the following tensor recovery problem in the frequency domain:

$${}_n \hat{\mathcal{J}}_n^{k+1} = \arg \min_{{}_n \hat{\mathcal{J}}_n} \frac{1}{p} \sum_{q=1}^p \left\| {}_n \hat{\mathcal{J}}_n^{(q)} \right\|_* + \times \frac{\rho_n}{2} \left\| {}_n \hat{\mathcal{J}}_n - {}_n \hat{\mathcal{U}}_n \right\|_{\text{F}}^2, \quad (44)$$

where  ${}_n \hat{\mathcal{J}}_n = \text{fft}(\mathcal{J}_n, [ ], n)$ ,  ${}_n \hat{\mathcal{U}}_n = \text{fft}(\mathcal{U}_n, [ ], n)$ , and  ${}_n \hat{\mathcal{J}}_n^{(q)}$  denotes the  $q$ -th frontal slice of  ${}_n \hat{\mathcal{J}}_n$ . For the optimization subproblem in the frequency domain defined in (44), we can divide it into  $p$  independent minimization subproblems:

$${}_n \hat{\mathcal{J}}_n^{k+1, (q)} = \arg \min_{{}_n \hat{\mathcal{J}}_n^{(q)}} \left\| {}_n \hat{\mathcal{J}}_n^{(q)} \right\|_* + \times \frac{\rho_n}{2} \left\| {}_n \hat{\mathcal{J}}_n^{(q)} - {}_n \hat{\mathcal{U}}_n^{(q)} \right\|_{\text{F}}^2. \quad (45)$$

By using the SVT operator (V-A), it is easy to obtain the solutions of the minimization subproblems (45)

$${}_n \hat{\mathcal{J}}_n^{k+1, (q)} = D_{\frac{1}{\rho_n}} \left( {}_n \hat{\mathcal{U}}_n^{(q)} \right), \quad q = 1, 2, \dots, p. \quad (46)$$

Then, the  $(k+1)$ -th updating of  $\mathcal{J}_n^{k+1}$  can be obtained via inverse Fourier transform

$$\mathcal{J}_n^{k+1} = \text{ifft} \left( {}_n \hat{\mathcal{J}}_n^{k+1}, [ ], n \right). \quad (47)$$

Similarly, the  $\mathcal{J}_n$  related subproblem of nonconvex low-rankness measure

$${}_n \hat{\mathcal{J}}_n^{k+1, (q)} = \arg \min_{{}_n \hat{\mathcal{J}}_n^{(q)}} \left\| {}_n \hat{\mathcal{J}}_n^{(q)} \right\|_{\log} + \times \frac{\rho_n}{2} \left\| {}_n \hat{\mathcal{J}}_n^{(q)} - {}_n \hat{\mathcal{U}}_n^{(q)} \right\|_{\text{F}}^2. \quad (48)$$

can be solved by the WNNM operator (10), i.e.,

$${}_n \hat{\mathcal{J}}_n^{k+1, (q)} = W_{\frac{1}{\rho_n}, \epsilon} \left( {}_n \hat{\mathcal{U}}_n^{(q)} \right), \quad q = 1, 2, \dots, p. \quad (49)$$

Then, the  $(k+1)$ -th updating of  $\mathcal{J}_n^{k+1}$  can be obtained via inverse Fourier transform

$$\mathcal{J}_n^{k+1} = \text{ifft} \left( {}_n \hat{\mathcal{J}}_n^{k+1}, [ ], n \right). \quad (50)$$

Secondly, with other variables fixed, the minimization subproblem for  $\mathcal{G}_n$  can be deduced from (41) as follows:

$$\begin{aligned} \mathcal{G}_n^{k+1} = \arg \min_{\mathcal{G}_n} \sum_{n=1}^3 & \left( \frac{\alpha_n}{2} \|\mathcal{Y} - \mathcal{G}_n \times_n \mathbf{X}_n\|_{\text{F}}^2 + \right. \\ & \left. \rho_n \left\| \mathcal{G}_n - \frac{\mathcal{J}_n^{k+1} - \Gamma_n^{\mathcal{G}}/\rho_n + \mathcal{G}_n^k}{2} \right\|_{\text{F}}^2 \right). \end{aligned} \quad (51)$$

It is also convex and has the following closed-form solution

$$\begin{aligned} \mathcal{G}_n^{k+1} = \text{fold} \left( \left( \mathbf{Y}_{(n)}^k (\mathbf{X}_n^{k+1})^T + 2\rho_n \left( \frac{\mathbf{J}_n^{k+1} - \Gamma_n^{\mathcal{G}}/\rho_n + \mathbf{G}_n^k}{2} \right) \right) \right. \\ \left. \left( \mathbf{X}_n^{k+1} (\mathbf{X}_n^{k+1})^T + 2\rho_n \mathbf{I}_n \right)^{\dagger} \right), \\ n = 1, 2, \dots, N. \end{aligned} \quad (52)$$

Finally, the Lagrangian multiplier can be updated by the following equations

$$\Gamma_n^{\mathcal{G}} = \Gamma_n^{\mathcal{G}} + \mathcal{G}_n - \mathcal{J}_n. \quad (53)$$

### C. Update $\mathcal{Y}$ with fixing others

With other variables fixed, the minimization subproblem for  $\mathcal{Y}$  in (14) can be written as

$$\begin{aligned} \mathcal{Y}^{k+1} = \arg \min_{\mathcal{Y}} \sum_{n=1}^3 & \left( \frac{\alpha_n}{2} \|\mathcal{Y} - \mathcal{G}_n \times_n \mathbf{X}_n\|_{\text{F}}^2 + \frac{\rho}{2} \|\mathcal{Y} - \mathcal{Y}^k\|_{\text{F}}^2 \right. \\ & \left. s.t., \mathcal{P}_{\Omega}(\mathcal{Y}) = \mathcal{F} \right). \end{aligned} \quad (54)$$

Then, the update of  $\mathcal{Y}_{k+1}$  can be written explicitly as

$$\mathcal{Y}^{k+1} = P_{\Omega^c} \left( \sum_{n=1}^3 \alpha_n \text{fold}_n \left( \frac{\mathbf{G}_n^{k+1} \mathbf{X}_n^{k+1} + \rho_n \mathbf{Y}_{(n)}^k}{1 + \rho_n} \right) \right) + \mathcal{F}. \quad (55)$$

## REFERENCES

- [1] A. Shashua, "On photometric issues in 3d visual recognition from a single 2d image," *International Journal of Computer Vision*, vol. 21, no. 1-2, pp. 99–122, 1997.
- [2] S. Raychaudhuri, J. M. Stuart, and R. B. Altman, "Principal components analysis to summarize microarray experiments: application to sporulation time series," in *Biocomputing 2000*. World Scientific, 1999, pp. 455–466.
- [3] F. Heide, M. Steinberger, Y.-T. Tsai, M. Rouf, D. Pajak, D. Reddy, O. Gallo, J. Liu, W. Heidrich, K. Egiazarian *et al.*, "Flexisp: A flexible camera image processing framework," *ACM Transactions on Graphics (TOG)*, vol. 33, no. 6, pp. 1–13, 2014.
- [4] A. M. Teodoro, J. M. Bioucas-Dias, and M. A. Figueiredo, "Image restoration and reconstruction using variable splitting and class-adapted image priors," in *2016 IEEE International Conference on Image Processing (ICIP)*. IEEE, 2016, pp. 3518–3522.
- [5] F. Fouss, A. Pirotte, J.-M. Renders, and M. Saerens, "Random-walk computation of similarities between nodes of a graph with application to collaborative recommendation," *IEEE Transactions on Knowledge and Data Engineering*, vol. 19, no. 3, pp. 355–369, 2007.
- [6] Q. Xie, Q. Zhao, D. Meng, and Z. Xu, "Kronecker-basis-representation based tensor sparsity and its applications to tensor recovery," *IEEE Transactions on Pattern Analysis and Machine Intelligence*, vol. 40, no. 8, pp. 1888–1902, 2017.
- [7] H.-J. Zeng, X.-Z. Xie, K. Wen-Feng, S. Cui, and J.-F. Ning, "Hyperspectral image denoising via combined non-local self-similarity and local low-rank regularization," *IEEE Access*, vol. 8, pp. 50 190–50 208, 2020.
- [8] Y. Wu, H. Tan, Y. Li, F. Li, and H. He, "Robust tensor decomposition based on cauchy distribution and its applications," *Neurocomputing*, vol. 223, pp. 107–117, 2017.
- [9] A. Cichocki, D. Mandic, L. De Lathauwer, G. Zhou, Q. Zhao, C. Caiafa, and H. A. Phan, "Tensor decompositions for signal processing applications: From two-way to multiway component analysis," *IEEE signal processing magazine*, vol. 32, no. 2, pp. 145–163, 2015.
- [10] L. R. Tucker, "Some mathematical notes on three-mode factor analysis," *Psychometrika*, vol. 31, no. 3, pp. 279–311, 1966.
- [11] R. A. Harshman and M. E. Lundy, "Parafac: Parallel factor analysis," *Computational Statistics & Data Analysis*, vol. 18, no. 1, pp. 39–72, 1994.
- [12] M. E. Kilmer, K. Braman, N. Hao, and R. C. Hoover, "Third-order tensors as operators on matrices: A theoretical and computational framework with applications in imaging," *SIAM Journal on Matrix Analysis and Applications*, vol. 34, no. 1, pp. 148–172, 2013.
- [13] J. Xue, Y. Zhao, W. Liao, J. C.-W. Chan, and S. G. Kong, "Enhanced sparsity prior model for low-rank tensor completion," *IEEE Transactions on Neural Networks and Learning Systems*, vol. 31, no. 11, pp. 4567–4581, 2020.
- [14] J. Håstad, "Tensor rank is np-complete," *Journal of algorithms (Print)*, vol. 11, no. 4, pp. 644–654, 1990.
- [15] W. Cao, Y. Wang, C. Yang, X. Chang, Z. Han, and Z. Xu, "Folded-concave penalization approaches to tensor completion," *Neurocomputing*, vol. 152, pp. 261–273, 2015.
- [16] J. Liu, P. Musialski, P. Wonka, and J. Ye, "Tensor completion for estimating missing values in visual data," *IEEE Transactions on Pattern Analysis and Machine Intelligence*, vol. 35, no. 1, pp. 208–220, 2012.
- [17] B. Romera-Paredes and M. Pontil, "A new convex relaxation for tensor completion," in *Advances in Neural Information Processing Systems*, 2013, pp. 2967–2975.
- [18] Y. Xu, R. Hao, W. Yin, and Z. Su, "Parallel matrix factorization for low-rank tensor completion," *arXiv preprint arXiv:1312.1254*, 2013.
- [19] H. Zeng, X. Xie, and J. Ning, "Tensor completion using enhanced multiple modes low-rank prior and total variation," *arXiv preprint arXiv:2004.08747*, 2020.
- [20] T. G. Kolda and B. W. Bader, "Tensor decompositions and applications," *SIAM review*, vol. 51, no. 3, pp. 455–500, 2009.
- [21] M. E. Kilmer, K. Braman, N. Hao, and R. C. Hoover, "Third-order tensors as operators on matrices: A theoretical and computational framework with applications in imaging," *SIAM Journal on Matrix Analysis and Applications*, vol. 34, no. 1, pp. 148–172, 2013.
- [22] C. Lu, J. Feng, Y. Chen, W. Liu, Z. Lin, and S. Yan, "Tensor robust principal component analysis with a new tensor nuclear norm," *IEEE transactions on pattern analysis and machine intelligence*, vol. 42, no. 4, pp. 925–938, 2019.
- [23] P. Zhou, C. Lu, Z. Lin, and C. Zhang, "Tensor factorization for low-rank tensor completion," *IEEE Transactions on Image Processing*, vol. 27, no. 3, pp. 1152–1163, 2017.
- [24] A. M. Buchanan and A. W. Fitzgibbon, "Damped newton algorithms for matrix factorization with missing data," in *2005 IEEE Computer Society Conference on Computer Vision and Pattern Recognition (CVPR'05)*, vol. 2. IEEE, 2005, pp. 316–322.
- [25] E. J. Candès, X. Li, Y. Ma, and J. Wright, "Robust principal component analysis?" *Journal of the ACM (JACM)*, vol. 58, no. 3, pp. 1–37, 2011.
- [26] A. Eriksson and A. Van Den Hengel, "Efficient computation of robust low-rank matrix approximations in the presence of missing data using the  $l_1$  norm," in *2010 IEEE Computer Society Conference on Computer Vision and Pattern Recognition*. IEEE, 2010, pp. 771–778.
- [27] Q. Ke and T. Kanade, "Robust  $l_1$  norm factorization in the presence of outliers and missing data by alternative convex programming," in *2005 IEEE Computer Society Conference on Computer Vision and Pattern Recognition (CVPR'05)*, vol. 1. IEEE, 2005, pp. 739–746.
- [28] Z. Zhang and S. Aeron, "Exact tensor completion using t-svd," *IEEE Transactions on Signal Processing*, vol. 65, no. 6, pp. 1511–1526, 2016.
- [29] T.-X. Jiang, T.-Z. Huang, X.-L. Zhao, and L.-J. Deng,

- “Multi-dimensional imaging data recovery via minimizing the partial sum of tubal nuclear norm,” *Journal of Computational and Applied Mathematics*, vol. 372, p. 112680, 2020.
- [30] T.-X. Jiang, M. K. Ng, X.-L. Zhao, and T.-Z. Huang, “Framelet representation of tensor nuclear norm for third-order tensor completion,” *IEEE Transactions on Image Processing*, vol. 29, pp. 7233–7244, 2020.
- [31] H. Zeng, X. Xie, H. Cui, Y. Zhao, and J. Ning, “Hyperspectral image restoration via cnn denoiser prior regularized low-rank tensor recovery,” *Computer Vision and Image Understanding*, vol. 197–198, p. 103004, 2020.
- [32] Y. Wang, J. Peng, Q. Zhao, Y. Leung, X.-L. Zhao, and D. Meng, “Hyperspectral image restoration via total variation regularized low-rank tensor decomposition,” *IEEE Journal of Selected Topics in Applied Earth Observations and Remote Sensing*, vol. 11, no. 4, pp. 1227–1243, 2017.
- [33] J. Xue, Y. Zhao, W. Liao, and J. C.-W. Chan, “Nonlocal low-rank regularized tensor decomposition for hyperspectral image denoising,” *IEEE Transactions on Geoscience and Remote Sensing*, vol. 57, no. 7, pp. 5174–5189, 2019.
- [34] Y. Xie, D. Tao, W. Zhang, Y. Liu, L. Zhang, and Y. Qu, “On unifying multi-view self-representations for clustering by tensor multi-rank minimization,” *International Journal of Computer Vision*, vol. 126, no. 11, pp. 1157–1179, 2018.
- [35] X.-Y. Liu, S. Aeron, V. Aggarwal, X. Wang, and M.-Y. Wu, “Adaptive sampling of rf fingerprints for fine-grained indoor localization,” *IEEE Transactions on Mobile Computing*, vol. 15, no. 10, pp. 2411–2423, 2015.
- [36] M. Mørup, L. K. Hansen, and S. M. Arnfred, “Algorithms for sparse nonnegative tucker decompositions,” *Neural Computation*, vol. 20, no. 8, pp. 2112–2131, 2008.
- [37] C. Lu, J. Feng, Y. Chen, W. Liu, Z. Lin, and S. Yan, “Tensor robust principal component analysis: Exact recovery of corrupted low-rank tensors via convex optimization,” in *Proceedings of the IEEE Conference on Computer Vision and Pattern Recognition*, 2016, pp. 5249–5257.
- [38] C. Lu, J. Feng, Z. Lin, and S. Yan, “Exact low tubal rank tensor recovery from gaussian measurements,” *arXiv preprint arXiv:1806.02511*, 2018.
- [39] M. Yin, J. Gao, S. Xie, and Y. Guo, “Multiview subspace clustering via tensorial t-product representation,” *IEEE Transactions on Neural Networks and Learning Systems*, vol. 30, no. 3, pp. 851–864, 2018.
- [40] W. Hu, D. Tao, W. Zhang, Y. Xie, and Y. Yang, “The twist tensor nuclear norm for video completion,” *IEEE Transactions on Neural Networks and Learning Systems*, vol. 28, no. 12, pp. 2961–2973, 2016.
- [41] L. De Lathauwer and B. De Moor, “From matrix to tensor: Multilinear algebra and signal processing,” in *Institute of mathematics and its applications conference series*, vol. 67. Citeseer, 1998, pp. 1–16.
- [42] S. Gu, L. Zhang, W. Zuo, and X. Feng, “Weighted nuclear norm minimization with application to image denoising,” in *Proceedings of the IEEE Conference on Computer Vision and Pattern Recognition*, 2014, pp. 2862–2869.
- [43] M. Fazel, H. Hindi, and S. P. Boyd, “Log-det heuristic for matrix rank minimization with applications to hankel and euclidean distance matrices,” in *Proceedings of the 2003 American Control Conference, 2003.*, vol. 3. IEEE, 2003, pp. 2156–2162.
- [44] K. Mohan and M. Fazel, “Iterative reweighted algorithms for matrix rank minimization,” *Journal of Machine Learning Research*, vol. 13, no. Nov, pp. 3441–3473, 2012.
- [45] M. Razaviyayn, M. Hong, and Z.-Q. Luo, “A unified convergence analysis of block successive minimization methods for nonsmooth optimization,” *SIAM Journal on Optimization*, vol. 23, no. 2, pp. 1126–1153, 2013.
- [46] T.-Y. Ji, T.-Z. Huang, X.-L. Zhao, T.-H. Ma, and G. Liu, “Tensor completion using total variation and low-rank matrix factorization,” *Information Sciences*, vol. 326, pp. 243–257, 2016.
- [47] Q. Huynh-Thu and M. Ghanbari, “Scope of validity of psnr in image/video quality assessment,” *Electronics Letters*, vol. 44, no. 13, pp. 800–801, 2008.
- [48] Z. Wang, A. C. Bovik, H. R. Sheikh, E. P. Simoncelli *et al.*, “Image quality assessment: from error visibility to structural similarity,” *IEEE Transactions on Image Processing*, vol. 13, no. 4, pp. 600–612, 2004.
- [49] L. Zhang, L. Zhang, X. Mou, and D. Zhang, “FSIM: A feature similarity index for image quality assessment,” *IEEE Transactions on Image Processing*, vol. 20, no. 8, pp. 2378–2386, 2011.
- [50] L. Wald, *Data fusion: definitions and architectures: fusion of images of different spatial resolutions*. Presses des MINES, 2002.