

ZipLine: In-Network Compression at Line Speed

Sébastien Vaucher
Université de Neuchâtel
Neuchâtel, Switzerland
sebastien.vaucher@unine.ch

Niloofar Yazdani
Aarhus Universitet
Aarhus, Denmark
n.yazdani@eng.au.dk

Pascal Felber
Université de Neuchâtel
Neuchâtel, Switzerland
pascal.felber@unine.ch

Daniel E. Lucani
Aarhus Universitet
Aarhus, Denmark
daniel.lucani@eng.au.dk

Valerio Schiavoni
Université de Neuchâtel
Neuchâtel, Switzerland
valerio.schiavoni@unine.ch

ABSTRACT

Network appliances continue to offer novel opportunities to offload processing from computing nodes directly into the data plane. One popular concern of network operators and their customers is to move data increasingly faster. A common technique to increase data throughput is to compress it before its transmission. However, this requires compression of the data—a time and energy demanding pre-processing phase—and decompression upon reception—a similarly resource consuming operation. Moreover, if multiple nodes transfer similar data chunks across the network hop (e.g., a given pair of switches), each node effectively wastes resources by executing similar steps. This paper proposes ZIPLINE, an approach to design and implement (de)compression at line speed leveraging the *Tofino* hardware platform which is programmable using the P4₁₆ language. We report on lessons learned while building the system and show throughput, latency and compression measurements on synthetic and real-world traces, showcasing the benefits and trade-offs of our design.

CCS CONCEPTS

• **Networks** → **In-network processing**; **Programmable networks**; *Network measurement*; **Network experimentation**.

KEYWORDS

P4, Tofino, generalized deduplication, compression, programmable switches

ACM Reference Format:

Sébastien Vaucher, Niloofar Yazdani, Pascal Felber, Daniel E. Lucani, and Valerio Schiavoni. 2020. ZipLine: In-Network Compression at Line Speed. In *The 16th International Conference on emerging Networking EXperiments and Technologies (CoNEXT '20)*, December 1–4, 2020, Barcelona, Spain. ACM, New York, NY, USA, 7 pages. <https://doi.org/10.1145/3386367.3431302>

1 INTRODUCTION

Programmable switches allow network engineers to have fine-grain control of the packet flow as well as execute custom operations on those packets, effectively leading to *in-network* processing. This

new paradigm opened the path to offload cumbersome and resource-intensive computations directly into the network data plane. It has been shown to lead to significantly reduced resource usage at end nodes and increase in network throughput [23], despite the special care required to handle novel families of threats [6]. In-network computing has been applied to several domains, including packet aggregation [28], databases [18], machine-learning acceleration [27], data analytics [19], network telemetry [5], and even consensus protocols [11]. This paradigm can also result in significant energy savings [34] and even offer novel ways to defend against byzantine behaviors [26].

The P4 language [9] is becoming the *de facto* standard supported by switches with programmable data planes. One reason for its popularity is its programming flexibility and the ability to easily verify or test P4 programs [14, 44]. Its adoption is quickly rising, including software-defined network (virtualized) settings [16, 29] and in hardware to synthesize low-level descriptions for field-programmable gate array (FPGA) boards [7]. Lately, network appliance vendors have started offering native support of P4 with comprehensive toolchains, thence paving the way to novel and easy-to-maintain network-related applications which are beyond the limits of FPGA implementations.

This paper presents ZIPLINE, the first in-network data (de)compressor operating at line-speed. ZIPLINE leverages a novel data deduplication technique: generalized deduplication (GD) [36], detailed in section 2. Due to the paradigm change imposed by the target hardware, we revise the processing workflow of GD (section 4). ZIPLINE exploits P4₁₆ on Tofino native architecture (TNA) to deploy our implementation on the Barefoot Tofino programmable application-specific integrated circuit (ASIC) [4].

The contributions of this paper are as follows. We introduce some theoretical background on GD in section 2. We survey related work in section 3. Then, we describe how to implement GD on Tofino switches, a non-straightforward endeavor (section 4 and section 5). We report on several implementation caveats and the lessons learned while doing so (section 6). Finally, we show that both static and dynamic learning versions of our approach can achieve line rate speed (i.e., 100 Gbit/s on our hardware) for compression and decompression using synthetic and real-world packet traces, thus offloading end nodes from the heavy (de)compression burden (section 7). We conclude and hint at future work in section 8.

CoNEXT '20, December 1–4, 2020, Barcelona, Spain

© 2020 Copyright held by the owner/author(s). Publication rights licensed to ACM. This is the author's version of the work. It is posted here for your personal use. Not for redistribution. The definitive Version of Record was published in *The 16th International Conference on emerging Networking EXperiments and Technologies (CoNEXT '20)*, December 1–4, 2020, Barcelona, Spain, <https://doi.org/10.1145/3386367.3431302>.

2 BACKGROUND

This section provides an overview of our compression algorithm and the coding techniques used for its implementation.

Generalized deduplication (GD). GD is a generalization of the concept of data deduplication [36], where the system first applies a transformation function on a data chunk to split it into a pair of values: a basis and a deviation. Then, the system proceeds to deduplicate that basis against previously received ones. The (small) deviation is kept to be able to invert the process upon reading the data.

For example, a transformation function like the one described in section 2 would map chunks $\{0000000, 0000001, 0000010, 0000100, 0001000, 0010000, 0100000, 1000000\}$ to a single basis 0000 and a deviation of 3 bits, indicating what bit is set (if any). The same code would map chunks $\{1111111, 1111110, 1111101, 1111011, 1110111, 1101111, 1011111, 0111111\}$ to basis 1111 . In general, the longer the chunk's length (in bits), the more chunks are mapped to the same basis. The result is that thousands or even millions of chunks can be mapped to the same basis, which increases the potential for compression.

Note that a *dictionary* or registry built based on the most commonly used bases instead of the chunks would be able to represent more (or at least the same number of) chunks, *i.e.*, it allows for a more efficient dictionary to be built. If we used the above example, a 42-bit sequence $|0000000|1111111|0100000|1111011|1000000|1011111|$ has six different 7-bit data chunks, while it can be represented with only two bases. Two bases in a dictionary could use an ID of only one bit to identify each base. Thus, the data can be represented with a dictionary of eight bits containing the two bases and a sequence of one-bit basis ID and 3-bit deviations: $0|000|1|000|0|111|1|100|0|101|1|110$ of only 24 bits. The values for the deviations for this example are described in more detail in Table 2a.

Although originally considered for large scale data storage [21, 32], GD has been adapted to multi-source data compression protocols [15] and file compression for time-series data [35, 37]. This has resulted in lightweight, online compression mechanisms suitable to the Internet of Things (IoT) an file compressors with excellent random access properties.

In this paper, we consider Hamming codes as the core component of the transformation function for GD, as in [15, 36]. The main motivation is that they can be implemented using the cyclic redundancy checks (CRCs) built-in functionality of Tofino switches for fast execution, as discussed below. We study cases where the dictionary is preloaded in the switches, or where the sender and receiver dynamically learn it.

Cyclic redundancy check (CRC). Let us consider a block of data B with n bits, where B can be expressed as a polynomial $B(x) = b_0x^0 + b_1x^1 + \dots + b_{n-1}x^{n-1}$ and b_i is the i -th bit of B . We consider b_{n-1} as the most significant bit (MSB) of B . Computing an m -bit long CRC requires computing the long division of $B(x)$ with a generator polynomial $g(x) = g_0x^0 + g_1x^1 + \dots + g_mx^m$.¹ The residue of this division is the CRC value. One of the properties of CRCs

is that $\text{CRC}(A \oplus B) = \text{CRC}(A) \oplus \text{CRC}(B)$. This means that pre-computing all n -bit sequences with a single non-zero bit allows us to compute any sequence of n bits by XORing the appropriate CRCs sequences. More explicitly, $\text{CRC}(B) = b_{n-1}\text{CRC}(1000\dots0) \oplus b_{n-2}\text{CRC}(0100\dots0) \oplus \dots \oplus b_1\text{CRC}(00\dots010) \oplus b_0\text{CRC}(00\dots001)$, which can be represented in matrix form as $\text{CRC}(B) = \mathbf{B}\mathbf{H}^T$.

Hamming codes. Hamming codes are block codes that convert k bit messages into n bit messages by adding m parity bits [8]. More specifically, $n = 2^m - 1$ bits and $k = n - m = 2^m - m - 1$ bits. They are generated using a generator matrix \mathbf{G} as follows:

$$\mathbf{G} = \begin{bmatrix} g_{0,0} & g_{0,1} & \cdots & g_{0,n-1} \\ g_{1,0} & g_{1,1} & \cdots & g_{1,n-1} \\ \vdots & \vdots & \ddots & \vdots \\ g_{k-1,0} & g_{k-1,1} & \cdots & g_{k-1,n-1} \end{bmatrix}$$

where the size of the matrix is $k \times n$.

Such a code can be transformed to *systematic* form, where the original message is embedded directly into the codeword and the parity bits are clearly separated from it as $\mathbf{G} = [\mathbf{I}_k \quad \mathbf{P}]$, which is achieved by performing row operations to eliminate components. \mathbf{I}_k indicates an identity matrix of size $k \times k$.

For our work, we will consider a case where the order of parity and identity matrices are shifted, *i.e.*, $\mathbf{G}_s = [\mathbf{P} \quad \mathbf{I}_k]$, as it matches the output of CRC functions. The *parity-check matrix*, \mathbf{H} of size $m \times n$ is given by $\mathbf{H} = [\mathbf{I}_{n-k} \quad \mathbf{P}^T]$, which is actually the same as for computing the CRC with the same generator polynomial [8]. A message \mathbf{u} ($1 \times k$) is encoded into the codeword \mathbf{c} ($1 \times n$) by $\mathbf{c} = \mathbf{u}\mathbf{G}_s$.

For decoding, the received sequence is $\mathbf{B} = \mathbf{c} + \mathbf{e}$, where \mathbf{e} is the error pattern. An all-zero \mathbf{e} means there are no errors. The matrix \mathbf{H} can be used to detect whether any errors occurred by calculating the *syndrome* vector $\mathbf{s} = \mathbf{B}\mathbf{H}^T = (\mathbf{c} + \mathbf{e})\mathbf{H}^T = \mathbf{e}\mathbf{H}^T$, due to the fact that $\mathbf{G}_s\mathbf{H}^T = \mathbf{0}$ (by construction of \mathbf{H} and \mathbf{G}_s). A look up table can be constructed that maps the different 1-bit error patterns to a corresponding \mathbf{s} value.

Connection of hamming codes to CRCs. A CRC- m using a generator polynomial that is suitable to a Hamming code (n, k) can help compute the syndrome and parity bits in the decoding and encoding steps. More specifically, as long as (1) the generator polynomial for a Hamming code is used as parameter for the CRC- m generator polynomial, and (2) the size of the input data to be computed by the CRC- m is $n = 2^m - 1$ bits as expected by a standard Hamming code, then the computed CRC- m value will be equivalent to the syndrome computed for a $(n, k) = (2^m - 1, 2^m - m - 1)$ Hamming code. Table 1 provides generator polynomials for Hamming codes and the expected input parameter for the CRC- m module in Tofino chipsets.

3 RELATED WORK

Programmable network switches have sparked a lot of interest in academia and industry. In particular, the P4 language allows implementing novel tools, *e.g.*, real-time network telemetry and analytics [22, 33], and accelerating existing applications, *e.g.*, stream processing [17]. One of the reasons for P4's current momentum is that it allows easy verification of in-network programs [20, 30]. We will exploit this opportunity in future work.

¹We will use $+$ and \oplus interchangeably to represent a XOR operation.

Table 1: Generator polynomials for Hamming codes and parameters for a CRC-m.

Code	Generator polynomial	Parameter for CRC-m
(7, 4)	$x^3 + x + 1$	0x3
(15, 11)	$x^4 + x + 1$	0x3
(31, 26)	$x^5 + x^2 + 1$	0x05
(31, 26)	$x^5 + x^4 + x^2 + x + 1$	0x17
(63, 57)	$x^6 + x + 1$	0x03
(127, 120)	$x^7 + x^3 + 1$	0x09
(255, 247)	$x^8 + x^4 + x^3 + x^2 + 1$	0x1D
(511, 502)	$x^9 + x^4 + 1$	0x00D
(511, 502)	$x^9 + x^8 + x^7 + x^6 + x^5 + x + 1$	0x0F3
(1023, 1013)	$x^{10} + x^3 + 1$	0x009
(2047, 2036)	$x^{11} + x^2 + 1$	0x005
(4095, 4083)	$x^{12} + x^6 + x^4 + x + 1$	0x053
(8191, 8178)	$x^{13} + x^4 + x^3 + x + 1$	0x01B
(16383, 16369)	$x^{14} + x^8 + x^6 + x + 1$	0x143
(32767, 32752)	$x^{15} + x + 1$	0x003

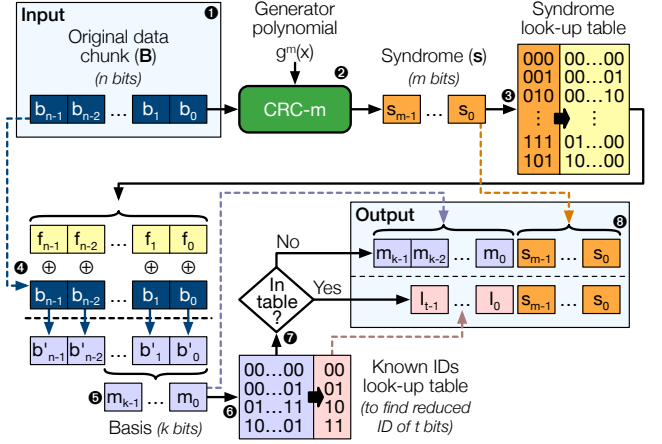
P4 on Tofino has been successfully used to implement NetEC [24], an efficient in-network erasing coding (EC). Data streams arrive from different switch ports, aggregated using Reed-Solomon EC [25], and leave the switch from yet another port in aggregated fault-tolerant form. Both ZIPLINE and NetEC offload heavy-duty processing from end-node CPUs: packet compression and packet encoding, respectively. While NetEC mainly operates over packet payloads, P4-enabled switches can be used to deploy more generic forms of aggregations and disaggregation, *e.g.*, over several header frames for fixed-size [40] or variable-size [39] payloads, while still achieving line-rate throughput. In a nutshell, small payloads are stored in the switch’s register array and, upon a new small packet arrival, they are recirculated via the ingress parser until the maximum transmission unit (MTU) is reached, *i.e.*, until the aggregation is complete.

Chen et al. [10] presented a non-trivial design and implementation for an in-network symmetric encryption scheme (AES) for different payload sizes, where packets go through the switch pipeline multiple times to complete the 10 rounds used for AES-128. In contrast, ZIPLINE does not need packet recirculation as GD can be implemented in a single round, which translates in higher speed and lower delay.

Although there exist switches performing on-the-fly compression of data streams [1–3], these operate over packets at layer 3 or above. Our approach can support a wider set of network and transport protocols by operating at layer 2.

Since ZIPLINE leverages GD, it performs particularly well under very limited memory constraints [43]. For instance, DEFLATE [12] is a well-known standard compression technique, which requires a minimum of 3 kB to compress data.

IoT applications normally deal with small data chunks and compression per chunk due to memory limitations. However, standard compression techniques are known to perform poorly over small data [41]. GD performs particularly well for small data chunks, which makes ZIPLINE suitable for a wide range of chunk sizes. In

**Figure 1: GD encoding workflow on Tofino.**

many application scenarios, such as live video streaming, freshness of information plays a key role. Standard compression techniques, *i.e.*, DEFLATE, require enough data to provide satisfactory compression, negatively affecting the freshness of information, as collection of such data takes time. ZIPLINE is perfectly suitable for applications with timeliness restrictions, as GD provides significant improvements in terms of freshness of information compared to state-of-the-art techniques [42].

4 APPROACH

Our approach uses the GD algorithm presented in section 2 to implement a compression of network packets in a way that is implementable on a readily-available programmable switch. The *encoding* workflow is shown in Figure 1. Let us consider a data payload B of size n , part of an incoming network packet ①. The first action to perform is to compute the syndrome s using a Hamming decoder (mapped to an equivalent CRC) ②. The syndrome tells us which bit in the original data needs to be flipped. We achieve this by having a table ③ that matches to the correct mask f to be XORed to the original data B ④ according to s . The result of this XOR operation b' is truncated to the rightmost k bits to form a basis (m_{k-1}, \dots, m_0) ⑤. As several data chunks share the same basis, we take this opportunity to replace them with shorter identifiers I should the basis have been seen before ⑥, ⑦. In order for the recipient to be able to find B again, we attach the syndrome s to the compressed packet ⑧.

The decoding workflow is shown in Figure 2. We consider that a packet containing a compressed basis has arrived ①. For an uncompressed basis, the workflow instead starts at step ③. On the recipient’s side, there must exist a table that maps short identifiers I to basis that is synchronized with its counterpart in the encoder ②. We zero-pad the recovered basis ③ and then feed it to the same CRC generator as on the encoder ④ to get p , hence restoring the bits that we truncated in the encoder. In parallel, we use the same syndrome look-up table as in the encoder to identify which bit needs to be flipped according to s . This gives us the appropriate mask f to be XORed ⑤. We apply the mask to flip the right bit out of the concatenation of p and the basis ⑥ to successfully restore the original data B ⑦.

Table 2: Hamming code (7, 4) and CRC-3 equivalence

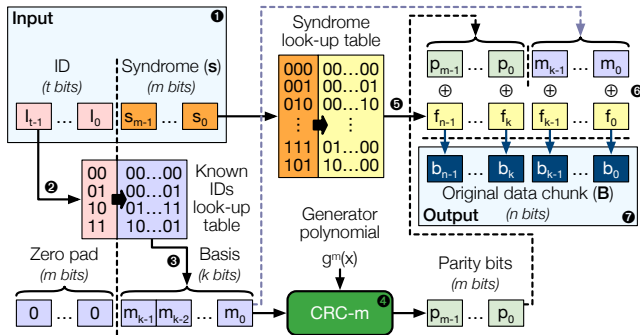
(a) Hamming code (7, 4) syndromes			(b) CRC-3 of bit sequences with one non-zero bit		
Error	Bit sequence	Syndrome	Poly.	Bit sequence	CRC-3
0	(0000001)	(001)	x^0	(0000001)	(001)
1	(0000010)	(010)	x^1	(0000010)	(010)
2	(0000100)	(100)	x^2	(0000100)	(100)
3	(0001000)	(011)	x^3	(0001000)	(011)
4	(0010000)	(110)	x^4	(0010000)	(110)
5	(0100000)	(111)	x^5	(0100000)	(111)
6	(1000000)	(101)	x^6	(1000000)	(101)

5 IMPLEMENTATION

Our implementation uses the special capabilities of the Tofino chip from Barefoot Networks. We use the P4₁₆ language, with Tofino-specific proprietary extensions, *i.e.*, TNA, and Barefoot software development environment (SDE) version 9.2.0. The control plane is implemented using Python and Barefoot runtime (BfRT). We favored simplicity whenever possible. In this mindset, we chose to develop everything from scratch, which also reduces the likelihood of resource allocation issues. We settled on Ethernet-based framing to provide compatibility with regular Ethernet network cards and guarantee inter-connectivity.

We define three different types of packets: (1) regular, yet unprocessed packets; (2) processed, but uncompressed packets, comprised of a *basis* and a *syndrome*, and (3) processed and compressed packets, which replace the *basis* with a shorter identifier. Packet type 1 can be any Ethernet packet that arrives in the switch. Our implementation takes such packets as input, and then transforms them into types 2 or 3. The latter type can only be produced when there exists a basis-ID mapping for the basis that the original type 1 packet maps to. Such mappings are initialized once an unknown basis is computed. They remain valid for as long as possible. A least recently used (LRU) cache eviction policy decides when to recycle an identifier to map to a different basis. More details about this stateful part of our implementation are provided in later paragraphs.

The foundation of our implementation is the GD algorithm as described in section 2. Notably, GD uses Hamming codes to work as they are equivalent to some particular CRCs. Table 2 shows an

**Figure 2: GD decoding workflow on Tofino.**

example of the equivalence between the (7, 4) Hamming code and CRC-3 with a carefully chosen generator polynomial. The Tofino platform offers a native component to compute CRCs, as such codes are commonly found in many network protocols. We extensively rely on this component to efficiently implement the key steps of the GD algorithm on Tofino, namely the computation of *syndromes*.

The next part of the workflow requires flipping one bit in the input data according to the syndrome that we obtained in the previous step. We use a P4 table with constant entries that are pre-computed using a short C++ program making use of Boost CRC library [38]. The entry that matches the syndrome is XORed to the data, hence flipping the appropriate bit of the sequence. This transformation creates the *basis*.

In order to allow for the compression of packets, we need to replace *syndrome + basis* couples with shorter identifiers. One possible way to select an identifier for a given basis would be to use cryptographic hashes, which cannot be computed in one pass on our programmable switch. The alternative is to use arbitrary identifiers (IDs). We involve the control plane to manage the pool of identifiers. Unknown bases are sent up by means of *digests*, as provided by P4₁₆/TNA. Recording a new basis-ID mapping is done in two phases; first, the control plane chooses an identifier to assign to the basis. When there are unused identifiers, the control plane selects the least recently used one. Should all identifiers be in use, an LRU policy is applied to evict and recycle an identifier to accommodate the most recent basis. Setting a time to live (TTL) that is automatically decreased as time elapses on a particular table entry is a feature that is provided by TNA. With the identifier now selected, the control plane first sets the reverse mapping (ID-basis) in the destination switch to make sure that compressed packets can always be uncompressed. The control plane can finally add a corresponding entry in the source switch, to map the newly-discovered basis to the chosen identifier. Subsequent packets sharing the same basis are then transmitted in a shorter *syndrome + identifier* form.

Last, we add *counters* to our program to provide easily-accessible statistics of the inner-workings of ZIPLINE. In particular, packets are classified according to how they are transformed (*e.g.*, raw packet to syndrome + basis, syndrome + identifier to raw packet, *etc.*).

6 LESSONS LEARNED

We report on several lessons that we learned during the development process of ZIPLINE. In particular, we highlight some potential intricacies that we encountered when developing ZIPLINE with P4₁₆/TNA for the Barefoot Tofino platform. While P4₁₆ is a flexible language, it is mainly designed for efficient processing of network packet headers and routing. Similarly, the hardware design of the Tofino chip is tailored to the same goals. Our quite unorthodox use of the combination of P4₁₆ and the underlying hardware is far from traditional packet routing. As a consequence, our implementation had to be adapted to circumvent some resulting limitations.

Header declarations in P4₁₆ must be aligned on byte boundaries. However, the Hamming codes that we use are never aligned on bytes. While P4₁₆ itself treats data at bit-level granularity, the hardware—and the compiler by extension—are optimized for byte-aligned data. A side effect is that we have to introduce padding bits in our P4₁₆ program when selecting particular sizes that are not

byte-aligned for the program to compile. In turn, this introduces a loss of goodput when these sizes are selected, limiting the range of interesting parameter values to only a few.

In our original design, we placed as much of the code as possible in the data plane. This was made possible by leveraging *registers*, *i.e.*, user-accessible memory in the Tofino data plane pipeline. Doing so allowed us to achieve line-rate performance and virtually instantaneous learning of new basis-ID pairs. However, as every piece of code running in the data plane must be able to execute in constant time, many algorithms are out-of-reach, *e.g.*, algorithms that need a complete view over an array of registers. Therefore, we settled on storing basis-ID pairs in regular match-action tables and manage them with the control plane, which is implemented in a regular programming language (*i.e.*, Python in our case). This allows us to use features such as *digests* and *per-table-entry TTLs* that the TNA framework provides, conveniently letting us implement an LRU cache for basis-ID pairs. We can also send updates regarding ID-basis pairs to other ZIPLINE instances out-of-band. The drawback of this approach is that updates take a longer time to effectively apply (see section 7).

Finally, we recognize that the Barefoot Tofino platform is flexible in many aspects. One such aspect is the unified ingress-egress pipeline. It is possible to artificially extend the pipeline without recirculating packets by shifting parts of the processing (*i.e.*, GD decoding) to the egress. This provides space for more table entries, as the compiler can place egress tables across stages that the ingress pipeline underuses.

7 EVALUATION

Our setup leverages an Edgecore Wedge100BF-32X programmable switch [13]. It is connected at 100 Gbit/s to two Dell PowerEdge R7515 servers through Mellanox ConnectX-5 network cards interfaced with PCI Express 3.0 x16. Each server has an AMD EPYC 7302P processor, 32 GiB of RAM and runs Ubuntu 20.04.1. We tune each server with the `m1nx_tune` utility in `HIGH_THROUGHPUT` mode. Unless stated otherwise, each measurement is repeated 10 times, and we show the average and the 95% confidence interval.

Choice of parameters. It is possible to set several parameters in ZIPLINE. Three of them pertain to Hamming codes: k , n and m (as introduced in section 2). Specifically, the values of k and n are strongly linked to the value of m by formulas, so only m can in fact be freely selected. Since the Tofino platform has explicit byte-alignment constraints on header fields, every value of m that is not a multiple of 8 requires us to include useless padding bits in packets. We select $m = 8$ which is the largest m that is a multiple of 8 and that fits hardware constraints.

Additionally, it is possible to independently choose the size of the short identifiers that replace the bases. This parameter dictates how many bases have to be cached by ZIPLINE. Again, byte-alignment constraints have to be adhered to when choosing this value, such that useless padding bits can be omitted. We require one additional bit to store the MSB of the raw data packet—its size, k , is always one below a multiple of 8. Therefore, this parameter also needs to be one below a multiple of 8 to omit useless padding bits. Akin to our choice of $m = 8$, we settle for the largest value that is one below a multiple of 8 and fits hardware constraints (especially in terms of

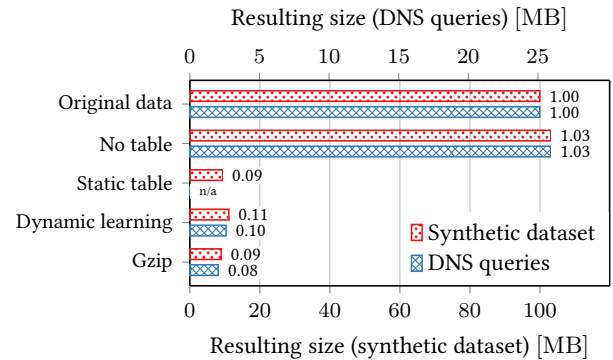


Figure 3: Resulting payload size after traffic is processed with Gzip and ZIPLINE, without, with static-, and with dynamically learned- compression table mappings.

resource usage in this case): 15 bit, allowing for $2^{15} = 32,768$ cached bases.

Dynamic learning. We want to measure the consequence of our decision to move the code responsible for managing bases-ID pairs to the control plane (see section 6). In the data-plane, every stateful operation appears to be instantaneous and already applies to the next packet in the pipeline. The main drawback of involving the control plane relates to performance, as it is located away from the path that packets take.

In this experiment, we measure the time between the arrival of an unknown basis in the switch and the moment after which the basis is registered in the compression table, and compressed packets start to be produced. To do so, we repeatedly send the same data packet as fast of possible from one server to another. We capture packets on the destination server and measure the amount of time it takes between the arrival of the first packet of type 2 and the arrival of the first packet of type 3 (see section 5 for the definitions of types). Our results indicate that it takes (1.77 ± 0.08) ms for ZIPLINE to record and apply a new basis-ID pair. During that time, packets that share the same basis stay uncompressed. This loss in compression efficiency is measured next.

Compression. The goal of this experiment is to assess the compression ratio that can be obtained by using ZIPLINE. We use two datasets, a synthetic and a real-world one. We engineered the synthetic dataset to be behaviorally close to typical readouts from a sensor. We generate 3,124,000 chunks of 256 bit (matching the parameters we chose), which are then converted to a *pcap* trace of Ethernet packets containing the chunks as payload.

The real-world dataset consists in a day of DNS queries at a 4000 users university campus [31]. To obtain the trace that we replay, we apply filters to the downloaded files to only keep queries of 34 B going to the main DNS resolver of the campus, excluding the DNS transaction identifier which is a random number.

We replay these traces to our switch and monitor which action ZIPLINE undertakes with the payload of each packet. We then deduce the payload size, as each action produces a packet type of a fixed size. The sum of all original chunks represents the baseline. In Figure 3, the bars represent the total size of the payloads of all

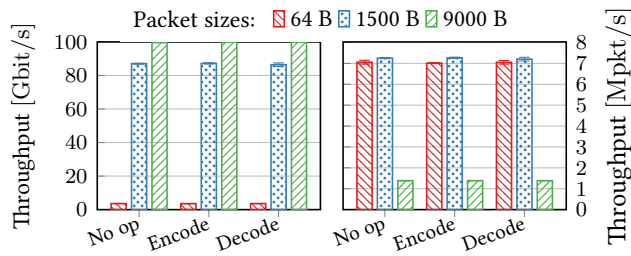


Figure 4: Observed network throughput in Gbit/s (left) and Mpkt/spacket/s (right) with the switch performing various operations on Ethernet frames of different sizes.

packets after they are transformed by ZIPLINE. We also show the numerical ratio to the baseline next to each bar.

We measure three cases: (1) *no table*: the compression table stays empty; (2) *static table*: we pre-compute the basis of each payload and add a corresponding mapping in the compression table before we start the experiment; (3) *dynamic learning*: we start the experiment with an empty compression table, which is then automatically filled by ZIPLINE when unknown bases are encountered, and (4) *Gzip*: we extract all payloads in a regular file that we compress with the `gzip` compression tool. In theory, case 1 should be equal to the baseline as applying GD does not introduce additional bits. The 3% overhead is due to padding bits which are necessary to guarantee container alignment on the Tofino platform. We reckon that 8 such padding bits could be eliminated by an expert P4₁₆/TNA programmer. Case (2) represents the idealistic scenario where the basis of every packet payload is known beforehand. Case (3) represents a real scenario where the traffic is unknown to the switch prior to its arrival.

We see that ZIPLINE correctly learns and stores bases in its compression table, providing savings of 89% in terms of bytes transmitted in the synthetic scenario, and up to 90% in the DNS dataset. The compression ratio of ZIPLINE compares well with an off-the-shelf compression utility (*circa* 20% difference), `gzip`, which uses an algorithm (DEFLATE) that doubtlessly cannot be implemented on our hardware P4 target due to its unbounded execution time.

The delta between cases (2) and (3) in the synthetic scenario is first due to the fact that one packet with a payload mapping to each basis must be transmitted without compression to let the recipient know about it. Second, a couple milliseconds are needed between the time a packet with an unknown basis arrives in the switch, and the mapping to its basis becomes effective for subsequent packets (as shown above), meaning that additional packets sharing the same basis stay uncompressed during this processing delay.

Raw performance. Finally, we measure the raw performance of ZIPLINE using `raw_ethernet_` utilities provided by Mellanox. We start by measuring the raw Ethernet throughput between 2 machines through the programmable switch. We transfer Ethernet frames of 3 common sizes for 10 seconds: the minimum frame size of 64 B, the standard 1500 B, as well as *jumbo* frames of 9 kB. The first scenario (“no op”) acts as the baseline, with the switch acting as a regular Ethernet switch. We then repeat the same measurements

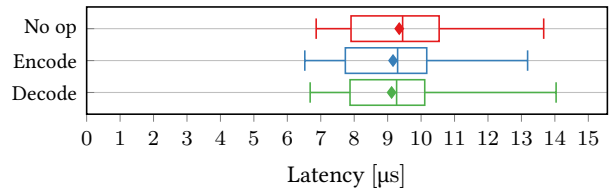


Figure 5: Observed end-to-end latency with the programmable switch performing various operations.

with the switch performing either the encoding or the decoding phase of ZIPLINE. Figure 4 shows our results. We notice that the claims put forwards by the vendor of our programmable switch are kept; namely that any P4₁₆ program that successfully compiles for the Tofino platform performs at line speed, so long as it does not make use of recirculation, packet duplication, *etc.* The figures for 64 and 1500 B packets are bottlenecked at around 7 Mpkt/s by the server generating the traffic. In theory, the full line rate of 100 Gbit/s can also be reached with these smaller packets, as per the 4.7 Gpkt/s figure quoted in the datasheet of the switch [13].

Subsequently, we evaluate the latency by having one server sending packets to itself via the programmable switch. We then measure the round-trip time (RTT). Results are shown in Figure 5 and point towards the same findings than our throughput measurements: the addition of ZIPLINE to the P4₁₆ program has no noticeable effect on raw performance.

8 CONCLUSION AND FUTURE WORK

This paper introduces ZIPLINE, an approach for in-network data compression that can operate at line rate with minimal delay on (de)compression. We adapt the concept of generalized deduplication (GD) to provide an efficient implementation and a mapping of the data that can significantly boost the benefits of limited dictionaries implemented in the switches. We rely on transformations based on Hamming codes, which can be implemented efficiently with the switch’s cyclic redundancy check (CRC) components. Our implementation shows that (de)compression at line rate (100 Gbit/s in our switch) is possible and that both static tables (for the dictionary) and dynamic learning can be implemented without compromising throughput or compression gains.

The use of the CRC module in Tofino switches opens the door to computation of more complex transformations, *e.g.*, BCH codes, by using different generator polynomial parameters [8]. These allow for more chunks to be mapped to each basis, albeit at the cost of a larger deviation in bits. Future work will explore alternative transformations with efficient implementations, *e.g.*, bit-swapping [37], and dynamic approaches to select a wider range of parameters.

ACKNOWLEDGMENTS

We are thankful to Vladimir Gurevich (Barefoot Networks) for his insightful feedback. This work was partially financed by the SCALE-IoT Project (Grant No. 7026-00042B) granted by the Independent Research Fund Denmark, by the Aarhus Universitets Forskningsfond (AUFF) Starting Grant Project AUFF- 2017-FLS-7-1, and Aarhus University’s DIGIT Centre.

REFERENCES

- [1] 2020. *Aruba Compression on SD-WAN*. https://www.arubanetworks.com/assets/ds/DS_SD-WAN.pdf
- [2] 2020. *Brocade 6520*. <https://www.dataswitchworks.com/datasheets/switches/6520-switch-ds.pdf>
- [3] 2020. *XipLink*. <http://www.xiplink.com/media/XipLink-XA-Appliances-Overview.pdf>
- [4] Barefoot Networks. 2020. *Tofino product brief page*. <https://barefootnetworks.com/products/brief-tofino/>
- [5] Barefoot Networks and P4.org Applications Working Group. 2018. Barefoot Deep Insight Monitoring System Enabled by DataPlane Telemetry. https://p4.org/assets/P4WS_2018/9_Daniel_Alvarez_DL.pdf
- [6] Theophilus A. Benson. 2019. In-Network Compute: Considered Armed and Dangerous. In *Proceedings of the Workshop on Hot Topics in Operating Systems* (Bertinoro, Italy) (*HotOS '19*). 216–224. <https://doi.org/10.1145/3317550.3321436>
- [7] P. Benáček, V. Pu, and H. Kubátová. 2016. P4-to-VHDL: Automatic Generation of 100 Gbps Packet Parsers. In *2016 IEEE 24th Annual International Symposium on Field-Programmable Custom Computing Machines (FCCM)*. 148–155. <https://doi.org/10.1109/FCCM.2016.46>
- [8] Richard E. Blahut. 2003. *Algebraic Codes for Data Transmission*. Cambridge University Press. <https://doi.org/10.1017/CBO9780511800467>
- [9] Pat Bosshart, Dan Daly, Glen Gibb, Martin Izzard, Nick McKeown, Jennifer Rexford, Cole Schlesinger, Dan Talayco, Amin Vahdat, George Varghese, et al. 2014. P4: Programming protocol-independent packet processors. *ACM SIGCOMM Computer Communication Review* 44, 3 (2014), 87–95.
- [10] Xiaoqi Chen. 2020. Implementing AES Encryption on Programmable Switches via Scrambled Lookup Tables. In *ACM SIGCOMM 2020 Workshop on Secure Programmable Network Infrastructure* (Virtual Event) (*SPIN '20*). Association for Computing Machinery, New York, NY, USA. <https://doi.org/10.1145/3405669.3405819>
- [11] H. T. Dang, P. Bressana, H. Wang, K. S. Lee, N. Zilberman, H. Weatherspoon, M. Canini, F. Pedone, and R. Soulé. 2020. P4xos: Consensus as a Network Service. *IEEE/ACM Transactions on Networking* (2020), 1–13. <https://doi.org/10.1109/TNET.2020.2992106>
- [12] L. Peter Deutsch. 1996. DEFLATE Compressed Data Format Specification version 1.3. RFC 1951. <https://doi.org/10.17487/RFC1951>
- [13] Edgecore networks. 2019. *Wedge100BF-32X/65X Switch*. https://www.edgecore.com/_upload/images/Wedge100BF-32X_65X_R05_20191210.pdf
- [14] Lucas Freire, Miguel Neves, Lucas Leal, Kirill Levchenko, Alberto Schaeffer-Filho, and Marinho Barcellos. 2018. Uncovering Bugs in P4 Programs with Assertion-Based Verification. In *Proceedings of the Symposium on SDN Research* (Los Angeles, CA, USA) (*SOSR '18*). Article 4, 7 pages. <https://doi.org/10.1145/3185467.3185499>
- [15] Christian Göttel, Lars Nielsen, Niloofar Yazdani, Pascal Felber, Daniel E. Lucani, and Valerio Schiavoni. 2020. Hermes: Enabling Energy-Efficient IoT Networks with Generalized Deduplication. In *Proceedings of the 14th ACM International Conference on Distributed and Event-Based Systems* (Montreal, Quebec, Canada) (*DEBS '20*). Association for Computing Machinery, New York, NY, USA, 133–136. <https://doi.org/10.1145/3401025.3404098>
- [16] David Hancock and Jacobus van der Merwe. 2016. HyPer4: Using P4 to Virtualize the Programmable Data Plane. In *Proceedings of the 12th International Conference on Emerging Networking Experiments and Technologies* (Irvine, California, USA) (*CoNEXT '16*). Association for Computing Machinery, New York, NY, USA, 35–49. <https://doi.org/10.1145/2999572.2999607>
- [17] Theo Jepsen, Masoud Moshref, Antonio Carzaniga, Nate Foster, and Robert Soulé. 2018. Life in the Fast Lane: A Line-Rate Linear Road. In *Proceedings of the Symposium on SDN Research* (Los Angeles, CA, USA) (*SOSR '18*). Article 10, 7 pages. <https://doi.org/10.1145/3185467.3185494>
- [18] Alberto Lerner, Rana Hussein, and Philippe Cudré-Mauroux. 2019. The Case for Network Accelerated Query Processing. In *9th Biennial Conference on Innovative Data Systems Research (CIDR '19)*.
- [19] Craig Mustard, Fabian Ruffy, Anny Gakhokidze, Ivan Beschastnikh, and Alexandra Fedorova. 2019. Jumpgate: In-Network Processing as a Service for Data Analytics. In *11th USENIX Workshop on Hot Topics in Cloud Computing (HotCloud 19)*. USENIX Association, Renton, WA.
- [20] Miguel Neves, Lucas Freire, Alberto Schaeffer-Filho, and Marinho Barcellos. 2018. Verification of P4 Programs in Feasible Time Using Assertions. In *Proceedings of the 14th International Conference on Emerging Networking Experiments and Technologies* (Heraklion, Greece) (*CoNEXT '18*). Association for Computing Machinery, New York, NY, USA, 73–85. <https://doi.org/10.1145/3281411.3281421>
- [21] L. Nielsen, R. Vestergaard, N. Yazdani, P. Talasila, D. E. Lucani, and M. Sipsos. 2019. Alexandria: A Proof-of-Concept Implementation and Evaluation of Generalised Data Deduplication. In *IEEE Globecom Workshops (GC Wkshps)*. 1–6. <https://doi.org/10.1109/GCWkshps45667.2019.9024368>
- [22] Jithin Thomas Petr Lapukhov. 2016. Using INT to Build a Real-time Network Monitoring System Scale. In *P4 Workshop*.
- [23] Dan R. K. Ports and Jacob Nelson. 2019. When Should The Network Be The Computer?. In *Proceedings of the Workshop on Hot Topics in Operating Systems* (Bertinoro, Italy) (*HotOS '19*). Association for Computing Machinery, New York, NY, USA, 209–215. <https://doi.org/10.1145/3317550.3321439>
- [24] Yi Qiao, Xiao Kong, Menghao Zhang, Yu Zhou, Mingwei Xu, and Jun Bi. 2020. Towards In-Network Acceleration of Erasure Coding. In *Proceedings of the Symposium on SDN Research* (San Jose, CA, USA) (*SOSR '20*). Association for Computing Machinery, New York, NY, USA, 41–47. <https://doi.org/10.1145/3373360.3380833>
- [25] Irving S Reed and Gustave Solomon. 1960. Polynomial codes over certain finite fields. *Journal of the society for industrial and applied mathematics* 8, 2 (1960), 300–304.
- [26] E. Sakic, N. Deric, E. Goshi, and W. Kellerer. 2019. P4BFT: Hardware-Accelerated Byzantine-Resilient Network Control Plane. In *2019 IEEE Global Communications Conference (GLOBECOM)*. 1–7. <https://doi.org/10.1109/GLOBECOM38437.2019.9013772>
- [27] Davide Sanvito, Giuseppe Siracusano, and Roberto Bifulco. 2018. Can the Network Be the AI Accelerator?. In *Proceedings of the 2018 Morning Workshop on In-Network Computing* (Budapest, Hungary) (*NetCompute '18*). Association for Computing Machinery, New York, NY, USA, 20–25. <https://doi.org/10.1145/3229591.3229594>
- [28] Amedeo Sapia, Ibrahim Abdelaziz, Abdulla Aldilajan, Marco Canini, and Panos Kalnis. 2017. In-Network Computation is a Dumb Idea Whose Time Has Come. In *Proceedings of the 16th ACM Workshop on Hot Topics in Networks* (Palo Alto, CA, USA) (*HotNets-XVII*). Association for Computing Machinery, New York, NY, USA, 150–156. <https://doi.org/10.1145/3152434.3152461>
- [29] Muhammad Shahbaz, Sean Choi, Ben Pfaff, Changhoon Kim, Nick Feamster, Nick McKeown, and Jennifer Rexford. 2016. Pisces: A programmable, protocol-independent software switch. In *Proceedings of the 2016 ACM SIGCOMM Conference*. 525–538.
- [30] Apoorv Shukla, Kevin Nico Hudemann, Artur Hecker, and Stefan Schmid. 2019. Runtime Verification of P4 Switches with Reinforcement Learning. In *Proceedings of the 2019 Workshop on Network Meets AI & ML* (Beijing, China) (*NetAI '19*). 1–7. <https://doi.org/10.1145/3341216.3342206>
- [31] Manmeet Singh, Maninder Singh, and Sanmeet Kaur. 2019. *10 Days DNS Network Traffic from April-May, 2016*. <https://doi.org/10.17632/zh3wddzxy.2>
- [32] P. Talasila and D. E. Lucani. 2019. Generalized Deduplication: Lossless Compression by Clustering Similar Data. In *IEEE 8th International Conference on Cloud Networking (CloudNet)*. 1–4. <https://doi.org/10.1109/CloudNet47604.2019.9064140>
- [33] Tom Tofigh and Nic Viljoen. 2016. Dynamic Analytics for Programmable NICs Utilizing P4. In *P4 Workshop*.
- [34] Yuta Tokusashi, Huynh Tu Dang, Fernando Pedone, Robert Soulé, and Noa Zilberman. 2019. The Case For In-Network Computing On Demand. In *Proceedings of the Fourteenth EuroSys Conference 2019* (Dresden, Germany) (*EuroSys '19*). Association for Computing Machinery, New York, NY, USA, Article 21, 16 pages. <https://doi.org/10.1145/3302424.3303979>
- [35] R. Vestergaard, D. E. Lucani, and Q. Zhang. 2019. Generalized Deduplication: Lossless Compression for Large Amounts of Small IoT Data. In *European Wireless 2019; 25th European Wireless Conference*. 1–5.
- [36] R. Vestergaard, Q. Zhang, and D. E. Lucani. 2019. Generalized Deduplication: Bounds, Convergence, and Asymptotic Properties. In *IEEE Global Communications Conference (GLOBECOM)*. 1–6. <https://doi.org/10.1109/GLOBECOM38437.2019.9014012>
- [37] R. Vestergaard, Q. Zhang, and D. E. Lucani. 2019. Lossless Compression of Time Series Data with Generalized Deduplication. In *IEEE Global Communications Conference (GLOBECOM)*. 1–6. <https://doi.org/10.1109/GLOBECOM38437.2019.9013957>
- [38] Daryle Walker. 2020. *Boost.CRC*. https://www.boost.org/doc/libs/1_73_0/doc/html/crc.html
- [39] Shie-Yuan Wang, Jun-Yi Li, and Yi-Bing Lin. 2020. Aggregating and disaggregating packets with various sizes of payload in P4 switches at 100 Gbps line rate. *Journal of Network and Computer Applications* 165 (2020), 102676. <https://doi.org/10.1016/j.jnca.2020.102676>
- [40] Shie-Yuan Wang, Chia-Ming Wu, Yi-Bing Lin, and Ching-Chun Huang. 2019. High-speed data-plane packet aggregation and disaggregation by P4 switches. *Journal of Network and Computer Applications* 142 (2019), 98–110.
- [41] Niloofar Yazdani and Daniel E Lucani. 2019. Protocols to Reduce CPS Sensor Traffic using Smart Indexing and Edge Computing Support. In *2019 IEEE Globecom Workshops (GC Wkshps)*. 1–6. <https://doi.org/10.1109/GCWkshps45667.2019.9024686>
- [42] Niloofar Yazdani and Daniel E Lucani. 2020. Age of Information Analysis for Instantly Decompressible IoT Protocols. In *ICC 2020 - 2020 IEEE International Conference on Communications (ICC)*. 1–6. <https://doi.org/10.1109/ICC40277.2020.9149095>
- [43] Niloofar Yazdani, Lars Nielsen, and Daniel E Lucani. 2020. Memory-aware Online Compression of CAN Bus Data for Future Vehicular Systems. *2020 IEEE Global Communications Conference (GLOBECOM)* (2020).
- [44] Yu Zhou, Jun Bi, Yunsenxiao Lin, Yangyang Wang, Dai Zhang, Zhaowei Xi, Jiamin Cao, and Chen Sun. 2019. P4Tester: Efficient Runtime Rule Fault Detection for Programmable Data Planes. In *Proceedings of the International Symposium on Quality of Service* (Phoenix, Arizona) (*IWQoS '19*). Association for Computing Machinery, New York, NY, USA, Article 5, 10 pages. <https://doi.org/10.1145/3326285.3329040>