

FBGEMM: Enabling High-Performance Low-Precision Deep Learning Inference

Daya Khudia, Jianyu Huang, Protonu Basu, Summer Deng, Haixin Liu,
Jongsoo Park, Mikhail Smelyanskiy
Facebook, Inc.

ABSTRACT

Deep learning models typically use single-precision (FP32) floating point data types for representing activations and weights, but a slew of recent research work has shown that computations with reduced-precision data types (FP16, 16-bit integers, 8-bit integers or even 4- or 2-bit integers) are enough to achieve same accuracy as FP32 and are much more efficient. Therefore, we designed FBGEMM, a high-performance kernel library, from ground up to perform high-performance quantized inference on current generation CPUs. FBGEMM achieves efficiency by fusing common quantization operations with a high-performance GEMM implementation and by shape- and size-specific kernel code generation at runtime. The library has been deployed at Facebook, where it delivers greater than 2× performance gains with respect to our current production baseline.

1 INTRODUCTION

Deep learning models rely on linear algebra, particularly matrix multiplication, to deliver better performance for personalizations, neural machine translation (NMT), computer vision (CV), and more. To enable large-scale production servers to run the newest, most powerful deep learning models efficiently, we have developed a low-precision, high-performance matrix multiplication and convolution library called FBGEMM¹. FBGEMM is optimized for server-side inference, and unlike previously available alternatives, it delivers both accuracy and efficiency when performing quantized inference using contemporary deep learning frameworks. With this library, we have achieved greater than 2× performance gains on the current generation of CPUs with respect to our current production baseline.

FBGEMM offers several key features:

- It is specifically optimized for low-precision data, unlike the conventional linear algebra libraries used in scientific computing (which work with FP32 or FP64 precision).
- It provides efficient low-precision general matrix-matrix multiplication (GEMM) for small batch sizes and support for accuracy-loss-minimizing techniques such as row-wise quantization and outlier-aware quantization.
- It also exploits fusion opportunities to overcome the unique challenges of matrix multiplication at lower precision with bandwidth-bound pre- and post-GEMM operations.

FBGEMM has been deployed at scale at Facebook, where it has benefited many end-to-end AI services, including speeding up English-to-Spanish translations by 1.3×, reducing DRAM bandwidth usage in our recommendation system used in feeds by 40%, and speeding up character detection by 2.4× in Rosetta [1], our machine learning system for understanding text in images and videos. Rosetta is used by many teams across Facebook and Instagram for a wide variety of use cases, including automatically identifying content that violates our policies, more accurately classifying photos, and surfacing

more-personalized content for people using our products.

2 METHOD

2.1 Understanding low-precision GEMM

Implementing high-accuracy, low-precision inference is essential for optimizing deep learning models. Consider $C = AB$, where C , A , and B are $M \times N$, $M \times K$, and $K \times N$ matrices, respectively. Written element-wise, $C_{i,j} = \sum_{k=0}^K A_{i,k} B_{k,j}$. In developing FBGEMM, we used a quantization strategy similar to [5]. Each value in a matrix is quantized with the help of a *scale factor* and a *zero point* in an affine way, so computations in the quantized domain map directly to computations in real domain. These scale- and zero-point values are shared among multiple entries in the matrix (e.g., all rows may have the same scale and zero point). In (1), for $X \in \{A, B, C\}$, X is the real-valued matrix, and X^q is the quantized matrix; α_X is the *scale factor*, a real-valued constant, and θ_X is *zero point*, a constant in the quantized domain.

$$X_{i,j} = \alpha_X (X_{i,j}^q - \theta_X) \text{ for } X \in \{A, B, C\} \quad (1)$$

With this quantization framework, we can represent matrix multiplications in the quantized domain as follows:

$$\begin{aligned} C_{i,j} &= \alpha_C (C_{i,j}^q - \theta_C) = \sum_{k=0}^K \alpha_A (A_{i,k}^q - \theta_A) \alpha_B (B_{k,j}^q - \theta_B) \\ &= \alpha_A \alpha_B \left(\sum_{k=0}^K A_{i,k}^q B_{k,j}^q - \theta_B \sum_{k=0}^K A_{i,k}^q - \theta_A \sum_{k=0}^K B_{k,j}^q + K \theta_A \theta_B \right) \end{aligned} \quad (2)$$

It is important to note several details:

- Each output value $C_{i,j}$ requires the sum of i th row of A matrix (*row offset*), the sum of j th column of B matrix (*column offset*), and a constant factor in addition to the dot product.
- If one of the matrices is constant, the constant factor computations can be combined with row (or column) offsets calculations for that matrix. These offsets are used later during the *requantization* step.
- Dot product results are accumulated into higher precision and are scaled back to lower precision for the next layer. We call this process *requantization* (i.e., $C_{i,j}^q = \frac{\alpha_A \alpha_B}{\alpha_C} C_{i,j} + \theta_C$).

These details highlight that when we perform low-precision GEMM, there are other operations around it that are equally important for overall efficiency. If these extra operations (e.g., row offset calculation or post-accumulation quantization) are not performed carefully along with low-precision GEMM, they can offset the gains of working at lower precision.

2.2 FBGEMM’s key features

FBGEMM is distinct from other libraries in several ways: It combines small compute operations with bandwidth-bound operations. It

¹<https://github.com/pytorch/fbgemm>

exploits cache locality by fusing post-GEMM operations with macro kernel and provides support for accuracy-loss-reducing operations. And it supplies modular building blocks to construct an overall GEMM pipeline as needed by plugging and playing different front-end and back-end components (Section 2.3).

A key ingredient of FBGEMM is performant low-precision GEMM, which we have implemented using an approach similar to the one taken by other research works [3, 9, 11] targeting FP32 and FP64 data types but not low-precision. The following sample code shows a typical way of implementing high-performance GEMM on modern CPU architectures. The tiling parameters MCB , NCB , KCB , MR , and NR are target-specific constants, and their values depend on available caches and registers on a given CPU. Here CB refers to cache block and R refers to register. The naive three-loop matrix-matrix multiplication is converted into the following five loops around a microkernel for an implementation that works well with a CPU memory hierarchy with multilevel caches and vector registers.

```

Loop1 for ic = 0 to M-1 in steps of MCB
Loop2  for kc = 0 to K-1 in steps of KCB
        //Pack MCBxKCB block of A
Loop3  for jc = 0 to N-1 in steps of NCB
        //Pack KCBxNCB block of B
//-----Macro Kernel-----
Loop4  for ir = 0 to MCB-1 in steps of MR
Loop5  for jr = 0 to NCB-1 in steps of NR
//-----Micro Kernel-----
Loop6  for k = 0 to KCB-1 in steps of 1
        //update MRxNR block of C matrix
    
```

As shown above, high-performance GEMM implementations work by packing currently used blocks of A and B matrices into smaller chunks that are accessed sequentially in the innermost microkernel. “Packing” here refers to reorganization of matrix data into another array such that the access pattern in the microkernel of the optimized implementation is sequential. Sequential access of data in the microkernel is important for achieving high effective bandwidth on modern hardware architectures. Packing is a bandwidth-bound operation because it only reads and writes data. So if we can combine small compute operation with the bandwidth-bound packing operation, the compute cost gets overlapped, and overall packing time remains the same.

Note that one of the matrices in GEMM for inference is the weight matrix and is constant during inference. We can therefore prepack it once and use it multiple times for different activations, avoiding the cost of repacking (shown inside Loop3 in the code above). The relative cost of packing the weight matrix can be significant if the activation matrix is small. But this cost must be paid by general GEMM implementations not specifically designed for the case when one of the matrices is constant.

FBGEMM is designed from the ground up while keeping these requirements in mind. It allows one to use prepacked matrices, which avoids large internal memory allocations and allows fusion of post GEMM operations such as nonlinearities, bias addition, and requantization. The FBGEMM library targets quantizations to 8-bit integers because our target hardware efficiently supports 8-bit integer operations.

2.3 Showcasing a sample end-to-end pipeline

FBGEMM allows for flexible composition with various output processing schemes, which is illustrated by how we perform 16-bit accumulation (Figure 1). FBGEMM supports INT8 matrix multiplication

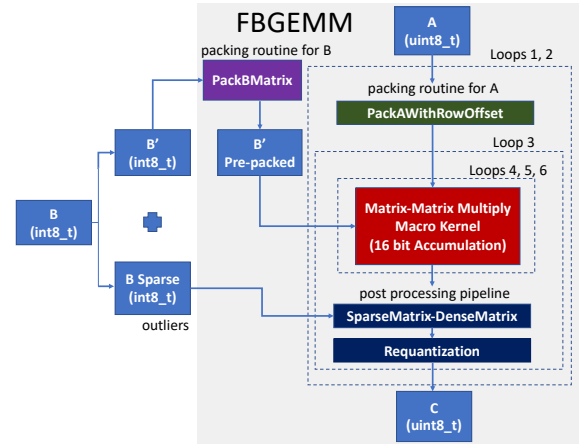


Figure 1: A sample end-to-end pipeline to illustrate INT8 matrix multiplication with INT16 accumulation in FBGEMM.

with INT16 accumulation to get better performance for compute-bound cases. INT8 FMA with accumulation into INT16 is performed with a combination of `vpmaddubsw` and `vpaddsw` vector instructions. With INT8, we work on $4\times$ more elements in comparison with FP32 per vector instruction, but we use two vector instructions for each vector FMA. Therefore, theoretical peak for accumulating into 16 bits is $2\times$ that of FP32. INT16 accumulation, however, usually leads to frequent overflow/saturation, which we avoid by using outlier-aware quantization [6]. That is, we split matrix B into $B = B' + B_{sparse}$, where B' has numbers only with small magnitude, and big numbers are separated as B_{sparse} . We denote the matrix with outlier numbers as B_{sparse} because B typically has only a few big numbers so B_{sparse} is usually very sparse. After the splitting, AB can be computed as $AB' + AB_{sparse}$, where we can safely use INT16 accumulation for AB' because B' only contains small numbers. The majority of computation will happen in AB' given the sparsity of B_{sparse} .

The splitting of B , packing of B' , and converting B_{sparse} in an efficient sparse matrix format (e.g., compressed sparse column (CSC)) needs to be done only once as a preprocessing step because B is constant during inference. FBGEMM computes dense matrix times sparse matrix multiplication (i.e., AB') as a part of the postprocessing pipeline. Sparse matrix computation is usually a memory-bandwidth-bound operation, so it is important to fuse it with the main computation. Instead of computing AB' and AB_{sparse} separately, they are fused so a part of AB_{sparse} can be computed when packed A and partial result of C is cache-resident.

3 CONCLUSION

Careful implementation of quantization in FBGEMM has shown us encouraging results on language translation models, recommendation systems, and models for text understanding in images and videos. The HPC community has long provided the standard interface for GEMM, and with FBGEMM, we show that combining certain operations with input packing and output pipeline is more efficient. We hope future GEMM interfaces from the HPC community will find inspiration in these ideas.

A FBGEMM INTERFACE

FBGEMM is a C++ library, and the following code listing shows the GEMM interface that it exposes. The flexible interface is implemented with the help of C++ templates.

```
template<
  typename packingAMatrix,
  typename packingBMatrix,
  typename cT,
  typename processOutputType>
void fbgemmPacked(
  PackMatrix<packingAMatrix,
    typename packingAMatrix::inpType,
    typename packingAMatrix::accType>& packA,
  PackMatrix<packingBMatrix,
    typename packingBMatrix::inpType,
    typename packingBMatrix::accType>& packB,
  cT* C,
  void* C_buffer,
  std::int32_t ldc,
  const processOutputType& outProcess,
  int thread_id,
  int num_threads);
```

The interface is specifically designed to support optimized quantized inference and fusion of post-GEMM operations. The template parameters `packA` and `packB` provide packing routines for the current block. Because FBGEMM is targeted toward inference, we assumed that the *B* matrix is already packed (i.e., the `packB.pack` function is never called). The next three arguments are related to the *C* matrix. *C* is the pointer to the *C* matrix itself. *C_buffer* is the pointer to a preallocated buffer memory that is used to store intermediate 32-bit integers or FP32 values. And `ldc` is the standard leading dimensions of the *C* matrix. `outProcess` is a template argument that can be a C++ functor implementing a pipeline of output processing elements. It is called after a block of *C* matrix is computed in the *C* matrix to take advantage of cache locality. The final two parameters are related to parallelization. Internally, FBGEMM is intentionally designed not to create any threads. Usually, such a library is intended to be used as a backend by deep learning frameworks, such as PyTorch [8] and Caffe2 [7], that create and manage their own threads. Overall, this interface allows use of different packing methods and the construction of a pipeline of post-GEMM operations on the currently computed block of output matrix.

B MODULAR BUILDING BLOCKS TO CONSTRUCT A PIPELINE IN FBGEMM

We take advantage of the bandwidth-bound nature of packing routines and combine simple compute operations with packing routines. Figure 2 shows various packing routines that we have implemented so far. For example, `PackingWithRowOffset` performs row offset calculations while reorganizing the data in the necessary format for the inner kernel. The row offsets are calculated only for the block that is currently getting packed, i.e., the $MCB \times KCB$ block. These row offsets are used later in the post-GEMM requantization pipeline. The advantage of calculating row offsets while packing is that we do not need to make two passes over the *A* matrix data, thereby avoiding moving data multiple times to the CPU and also avoiding cache pollution. Newer packing routines can also be added

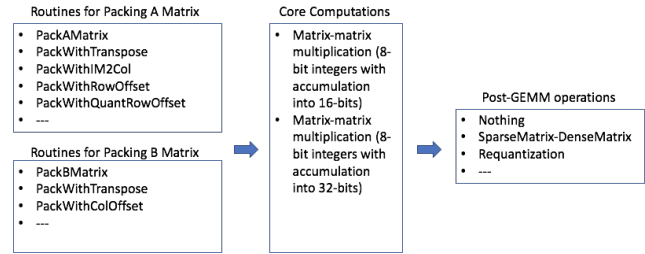


Figure 2: Modular building blocks to construct a pipeline in FBGEMM.

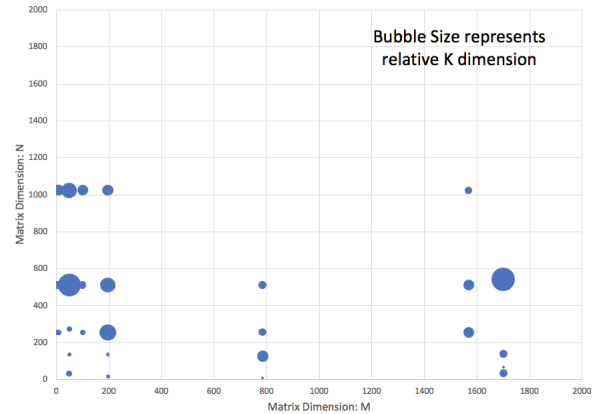


Figure 3: Common matrix multiplication shapes in popular deep neural networks.

while reusing the rest of the flow.

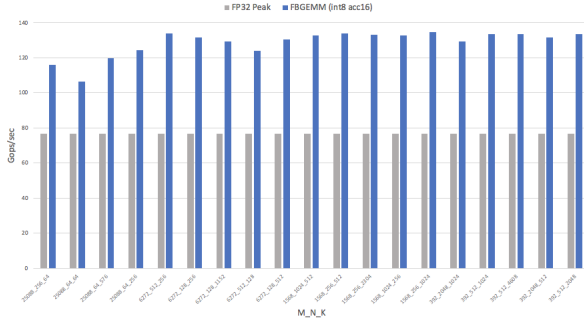
Figure 2 also shows how we can combine different packing methods for *A* and *B* matrices while keeping the core computations the same, and then construct a pipeline of output operations. FBGEMM implementation allows you to construct a pipeline by picking any packing routine for *A*, any packing routine for *B*, any of the core kernels (accumulation into INT16, INT32, or FP32), and any combination of post-GEMM operations. The design is extensible, and newer packing or post operations can be added into the FBGEMM library as needed. The `gemmlowp`[2] library also allows composing the core kernel with a post-GEMM operation called output pipeline, but FBGEMM extends it to input packing.

C SHAPE SPECIFIC OPTIMIZATIONS

Typically, GEMM libraries from HPC domains are optimized for large matrices that are square or almost square. For matrix multiplications in networks such as Faster-RCNN—which is used in Rosetta, Resnet50, Speech, and NMT—the most commonly occurring shapes are shown in Figure 3.

Each bubble represents typical *M*, *N*, and *K* dimensions for matrix-matrix multiplications. The size of the bubble is proportional to the *K* value. As is clear from the figure, matrices come in all shapes and sizes. *M* is sometimes very small, and at other times *N* is very small. We need efficient implementations for all of these cases.

With inner kernels, FBGEMM takes a “one size doesn’t fit all”



REFERENCES

- [1] Facebook Engineering Blog. 2018. Rosetta: Understanding text in images and videos with machine learning. <https://code.fb.com/ai-research/rosetta-understanding-text-in-images-and-videos-with-machine-learning/>.
- [2] Google. 2017. gemmlowp: a small self-contained low-precision GEMM library. Github Repository. <https://github.com/google/gemmlowp>.
- [3] Kazushige Goto and Robert A. van de Geijn. 2008. Anatomy of High-performance Matrix Multiplication. *ACM Trans. Math. Softw.* 34, 3, Article 12 (May 2008), 25 pages. <https://doi.org/10.1145/1356052.1356053>
- [4] Intel. 2018. Intel Xeon Processor E5-2680 v4. https://ark.intel.com/products/91754/Intel-Xeon-Processor-E5-2680-v4-35M-Cache-2_40-GHz.
- [5] Benoit Jacob, Skirmantas Kligys, Bo Chen, Menglong Zhu, Matthew Tang, Andrew G. Howard, Hartwig Adam, and Dmitry Kalenichenko. 2017. Quantization and Training of Neural Networks for Efficient Integer-Arithmetic-Only Inference. *CoRR abs/1712.05877* (2017). arXiv:1712.05877 <http://arxiv.org/abs/1712.05877>
- [6] E. Park, D. Kim, and S. Yoo. 2018. Energy-Efficient Neural Network Accelerator Based on Outlier-Aware Low-Precision Computation. In *2018 ACM/IEEE 45th Annual International Symposium on Computer Architecture (ISCA)*, 688–698. <https://doi.org/10.1109/ISCA.2018.00063>
- [7] Facebook Open Source. 2018. Caffe2. <https://caffe2.ai/>.
- [8] Facebook Open Source. 2018. PyTorch 1.0. <https://pytorch.org/>.
- [9] Field G. Van Zee and Robert A. van de Geijn. 2015. BLIS: A Framework for Rapidly Instantiating BLAS Functionality. *ACM Trans. Math. Softw.* 41, 3, Article 14 (June 2015), 33 pages. <https://doi.org/10.1145/2764454>
- [10] Samuel Williams, Andrew Waterman, and David Patterson. 2009. Roofline: An Insightful Visual Performance Model for Multicore Architectures. *Commun. ACM* 52, 4 (April 2009), 65–76. <https://doi.org/10.1145/1498765.1498785>
- [11] Field G. Van Zee, Tyler M. Smith, Bryan Marker, Tze Meng Low, Robert A. Van De Geijn, Francisco D. Igual, Mikhail Smelyanskiy, Xianyi Zhang, Michael Kistler, Vernon Austel, John A. Gunnels, and Lee Killough. 2016. The BLIS Framework: Experiments in Portability. *ACM Trans. Math. Softw.* 42, 2, Article 12 (June 2016), 19 pages. <https://doi.org/10.1145/2755561>