

TRAINING MULTILINGUAL PRE-TRAINED LANGUAGE MODELS WITH BYTE-LEVEL SUBWORDS

TECHNICAL REPORT

Junqiu Wei, Qun Liu, Yinpeng Guo, Xin Jiang

Noah's Ark Lab, Huawei Technologies

{weijunqiu, qun.liu, guo.yinpeng, jiang.xin}@huawei.com

November 27, 2021

ABSTRACT

The pre-trained language models have achieved great successes in various natural language understanding (NLU) tasks due to its capacity to capture the deep contextualized information in text by pre-training on large-scale corpora. One of the fundamental components in pre-trained language models is the vocabulary, especially for training multilingual models on many different languages. In the technical report, we present our practices on training multilingual pre-trained language models with BBPE: Byte-Level BPE (i.e., Byte Pair Encoding). BBPE has been adopted by pretrained language models like GPT-2/3 [1, 2] and Roberta [3] and its usage in machine translation has been discussed in [4]. We compared the byte-level vocabulary with the character-level vocabulary adopted in Google's multilingual BERT model through intensive case studies on the tokenization in a variety of languages. In the experiment, we adopted the architecture of NEZHA [5] as the underlying pre-trained language model and the results show that NEZHA trained with byte-level subwords consistently outperforms Google multilingual BERT and vanilla NEZHA by a notable margin in several multilingual NLU tasks. We release the source code of our byte-level vocabulary building tools and the multilingual pre-trained language models at the URLs ¹².

Keywords Pre-trained Language Models · Tokenization · Multilingual · Byte-Level Subwords

1 Introduction

Pre-trained language models has demonstrated marvelous success by its excellent performance in a variety of natural languages understanding (NLU) tasks. In the pretraining phase, it employs language modeling tasks and learns contextualized word representations by utilizing the massive amount of training text. A large body of research efforts has been devoted to pre-trained language models such as ELMo [6], BERT [7], ERNIE-Baidu [8, 9], ERNIE-Tsinghua [10], XLNet [11], RoBERTa [3], NEZHA [5], ALBERT [12], ELECTRA [13] and MegatronLM³. As a fundamental technique in natural language processing (NLP), the language models pre-trained on text could be easily transferred to learn downstream NLP tasks with finetuning, which achieve the state-of-the-art performances on many tasks including sentiment analysis, machine reading comprehension, sentence matching, named entity recognition and natural language inference.

The multilingual pre-trained language model works as an universal cross-lingual encoder which embeds any sentence/words into a shared embedding space. The first attempt on this topic is Google's multilingual BERT [7] which embeds more than 100 languages and highly improved the performance on low-resource languages. Then, *XLNet* (*Cross-Lingual Language Pre-training*) [14] further incorporates supervised parallel data (with a new cross-lingual language model objective) into the multilingual pre-trained language models. In this technical report, we detail our practice in training multilingual pre-trained language models with *Byte-Level Subwords*. A key component in the

¹<https://github.com/huawei-noah/Pretrained-Language-Model/tree/master/BBPE>

²<https://github.com/huawei-noah/Pretrained-Language-Model/tree/master/NEZHA-TensorFlow>

³<https://nv-adlr.github.io/MegatronLM>

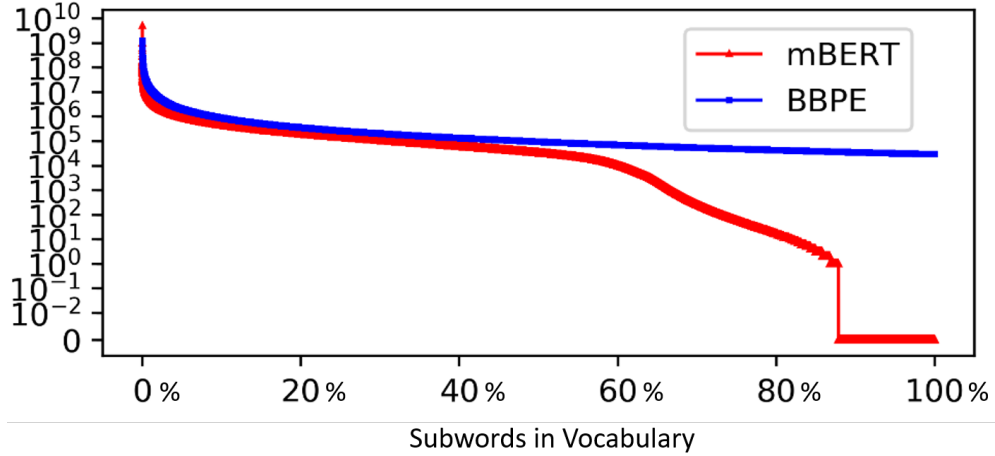


Figure 1: Subwords Frequencies in Google Multilingual Vocabulary (mBERT) and Our Byte-Level Vocabulary (BBPE)

pre-trained language models, esp. multilingual models, is the vocabulary. We observe that the character-level vocabulary, e.g., google multilingual BERT vocabulary (mBERT vocab), has two weaknesses. First of all, it has too many rare subwords contained whose representations are hard to learn in deep learning models. As shown in Figure 1, the mBERT vocab has around 30% subwords with the frequency less than 100 and roughly 18% subwords which never occur. We calculate the frequencies of the subwords in the Wikipedia datasets with 14 languages as shown in Section 4.4.3 and sorted the subwords by its frequency. Note that we only consider the subwords which belong to the 14 languages in mBERT vocab. We observe that these rare subwords are mainly rare Chinese characters and rare Latin subwords. These subwords waste the slots of the vocabulary. Secondly, even though mBERT vocab has many rare subwords, it is impossible to avoid the unknown words problem (i.e., [UNK]). By the most up-to-date standard of Unicode⁴, there are more than 14 millions of characters (most of which rarely occur). And thus, it is not possible to include them all in a vocabulary which will lead to [UNK] problem in the text containing these non-included characters. For example "章詒和" is the name of a famous Chinese writer, however, the character "詒" is not in the mBERT vocabulary.

Motivated by this, we employed a technique, namely *Byte-Level Subwords* which shows marvelous success in neural machine translation [4], in building the vocabulary for multilingual pre-trained language models. Specifically, this technique first converts the text into its corresponding UTF-8 codes and then applies a byte-level vocabulary building algorithm on the UTF-8 codes. In this study, we employed *Byte Pair Encoding (BPE)* as a show case of this underlying character-level vocabulary building algorithm and thus, it is called "Byte-Level BPE" (BBPE). There are strong experimental evidences [4] showing that building the multilingual vocabulary in a byte-level will largely encourage the sharing of subwords among different languages in a fine-grain, as a result of which, the subwords obtained in the vocabulary have much higher frequencies and the learning of the representations of the subwords could be improved. As shown in Figure 1, our BBPE vocab has all its subwords with the frequency more than 10,000 on the Wikipedia datasets of 14 languages. Besides, we thoroughly avoid the unknown words problem (i.e., [UNK]) by including all bytes into the vocabulary. It is worth mentioning that there are only 256 bytes in total and thus, the cost of including them all in a vocabulary is negligible. To intuitively give an idea of this Byte-Level Subwords, we demonstrate an example in Figure 2. In this figure, there are four lines which correspond to the raw text, the UTF-8 encoding of the text, the tokenized UTF-8 encoding of the text and the corresponding text of the tokenized UTF-8 encoding, respectively. Each word contains several characters and we convert each character into bytes and preserve the boundary of each word (i.e., whitespace). By applying a vocabulary building algorithm (e.g., BPE) to the UTF-8 encoding of the text, we obtain a byte-level vocabulary. The tokenization using the vocabulary is shown in the third line and the last line shows the corresponding text of the tokenized UTF-8 encoding. Note that the symbol "##" denotes the subword is an trailing subword (i.e., the subword is not in beginning of the word it belongs to). In this work, we handcraft several techniques to better make sense of the byte-level subwords learned which will be presented in details in later sections. We also provide some insightful comments on these techniques which shed light on the practice of multilingual model training.

The contribution of this technical report is three-folds. First, we detail the deployment of the Byte-Level Subwords in the vocabulary training together with several effective handcrafted techniques integrated for the multilingual pre-trained language models. Secondly, we conducted comprehensive case studies on the tokenization on multiple languages and demonstrate the effectiveness of the BBPE, esp. for the low-resource languages. Thirdly, we conducted experiment

⁴<https://en.wikipedia.org/wiki/Unicode>

Raw Text	Anarchism is a political philosophy that advocates self-governed societies based on voluntary institutions .
Raw Text (UTF-8, in Hexademical form)	416E617263686973 6D 6973 61 706F6C69746963616C 7068696C6F736F706879 74686174 6164766F6361746573 73656C66 2D 676F7665726E6564 736F63696574696573 6261736564 6F6E 766F6C756E74617279 696E737469747574696F6E73 2E
Tokenized Text (UTF-8, in Hexademical form)	416E61 ##72 ##63686973 ##6D 6973 61 706F6C69746963616C 7068696C6F736F706879 74686174 6164766F63 ##61746573 73656C66 2D 676F7665726E ##6564 736F63696574696573 6261736564 6F6E 766F6C756E74 ##617279 696E737469747574696F6E73 2E
Tokenized Text (Corresponding Text)	Ana ##r ##chis ##m is a political philosophy that advoc ##ates self - govern ##ed societies based on volunt ##ary institutions .

Figure 2: An Example of Tokenization with Byte-Level Subwords

based on our previously released architecture NEZHA and our result shows that NEZHA with BBPE consistently outperform the vanilla NEZHA and Google multilingual BERT by a notable margin in natural language inference (XNLI) task. Fourthly, we open sourced our multilingual pre-trained language models and the BBPE tool.

The remainder of this paper is organized as follows. In Section 2, we review the related works of our work. Section 3 and Section 4 present our proposed byte-level vocabulary building algorithm and its empirical performance in training multilingual pre-trained language models. Finally, Section 5 concludes this paper.

2 Related Works

This section reviews the literature related to our work. Section 2.1, Section 2.2 and Section 2.3 present the existing works on the pre-trained language models and the vocabulary building algorithms, respectively.

2.1 Unicode and UTF-8 Encoding

The unicode ⁵ is a unified standard for the consistent encoding, representation and handling of text data. Its success in unifying the representation of text renders it widely spread and applied in computer softwares. UTF-8 (8-bit Unicode Transformation Format) ⁶ is one of the most important formats in unicode. And UTF-8 is a variable-length character encoding and it encodes characters with 1-4 bytes. It is worth mentioning that UTF-8 was designed for backward compatibility with ASCII. Specifically, the first byte of UTF-8 are encoded using a single byte with the same binary value as ASCII. As such, each valid ASCII text is valid UTF-8-encoded Unicode as well. And the first byte of UTF-8 determines the length of the character encoding. Up to 2021, UTF-8 is by far the most commonly used encoding for the World Wide Web ⁷.

2.2 Pre-trained Language Models

The pre-trained language models [6, 7, 8, 9, 10, 11, 3, 5, 12, 13] utilizes a massive amount of unsupervised text data in the pre-training phase and thus, the deep contextualized representations of words are obtained. In the finetuning phase, the representations could be successfully transferred to a wide range of NLP tasks including Text Classification, Natural Language Inference, Machine Comprehension, etc. The multilingual pre-trained language models [7, 14] works as a universal encoder which applies to many different languages and embeds them into a unified vector space. Compared with the monolingual models, the multilingual models enjoy the sharing of semantic information among different languages (esp., the language-agnostic part) and thus, highly boost the performance on low-resource languages.

2.3 Vocabulary Building Algorithms

This section surveys the existing works of vocabulary building which has two categories, namely *Character-Level Vocabulary* and *Byte-Level Vocabulary*. The character-level vocabulary treats each character as the most fundamental unit in the vocabulary building and builds the vocabulary on the raw text representation of the corpus directly. But the byte-level vocabulary treats each byte instead as the most fundamental unit instead and build the vocabulary based on the byte representation of the corpus correspondingly.

⁵<https://en.wikipedia.org/wiki/Unicode>

⁶<https://en.wikipedia.org/wiki/UTF-8>

⁷https://w3techs.com/technologies/cross/character_encoding/ranking

2.3.1 Character-Level Vocabulary

Word Vocabularies. This type of vocabularies were deployed in word-based Neural Machine Translation models in the earlier days. The word vocabularies consist of several words and simply treats each word as a token in the tokenization process [15, 16, 17, 18]. But this method suffers from the unknown or rare words and highly discourages the subword sharing among different words and thus, become less popular in deep learning models which is vulnerable to unknown or rare words.

Character Vocabularies. Due to the limitations of the word vocabularies, character vocabularies are deployed which contain several characters and treat each character as a token in the procedure of text segmentation [19]. The advantages of this type of vocabularies are two folds. First, it has very small size and thus, could reserve much more GPU memory for storing more training samples (i.e., the batch size could be increased). Secondly, it highly encourages the sharing of subword information among different words. Despite its advantages, its limitation is also obvious. The character vocabularies lead to much longer sequences of tokens after the tokenization which renders the training of the models harder.

Subword Vocabularies. The subword vocabularies consist of several subwords and thus, properly balanced the word vocabularies and the character vocabularies and becomes de facto standard of building vocabularies. There are three major subword vocabulary building algorithms, namely *Byte Pair Encoding (BPE)* [20, 21], *Unigram* [22] and *WordPiece* in the subword vocabulary building. BPE and WordPiece initialize the vocabulary as a set of characters and then iteratively merges a pair of tokens in the vocabulary and insert the merged pair (i.e., a newly created token) into the vocabulary until the vocabulary size reaches a predefined value. Their difference lies on their selection method of the token pair in each iteration. BPE iteratively replaces the most frequently occurred pair of consecutive characters in a text with a single character that does not occur in the text. Besides, it maintains a mapping table to link each pair replaced to their corresponding character for the usage of decoding. In the vocabulary training, each character is treated as the most fundamental unit. Consider the example as shown in Table 1. The raw text is "ABABABCABC" and the most frequent pair of characters is "AB". Thus, in the first iteration, the pair "AB" is replaced with a new character Z and "Z=AB" is inserted into the mapping table (i.e., vocabulary). Similarly, in the last three iterations, "ZC", "ZZ", "YY" are replaced by "Y", "X" and "M", respectively. It is worth mentioning that the whitespace is not allowed to be merged with any other character. This means that the characters merged in any iteration must be within the same word and each item in the vocabulary must be a sub-string of a word. WordPiece is the same as BPE except the selection of the character pair in each iteration. WordPiece selects the one which maximizes the likelihood of a given language model after the merge of the pair. In a word, BPE and WordPiece construct the vocabulary in a bottom-up fashion which start from character-level vocabulary and iteratively enrich the vocabulary by merging two existing tokens.

Table 1: An Example of BPE

	Text	Mapping Table (Vocabulary)
Raw Text	ABABABCABC	-
Iteration 1	ZZZCZC	Z=AB
Iteration 2	ZZYY	Z=AB, Y=ZC
Iteration 3	XYY	Z=AB, Y=ZC, X=ZZ
Iteration 4	XM	Z=AB, Y=ZC, X=ZZ, M=YY

Conversely, Unigram constructs the vocabulary in a top-down fashion which starts from a set of words/subwords and enriches the vocabulary by splitting the existing tokens instead of merging them. Specifically, it initially maintains a set of candidates of tokens (typically, all words in corpus) and then iteratively splits the candidates by a probabilistic model and insert the split ones into the candidate list until the candidate list reaches a certain size. Several pruning techniques are also incorporated to prune the candidates and boost the building of the vocabulary. BPE and Unigram are integrated into the renowned tool, namely *SentencePiece* library [23]. But the implementation of WordPiece which is developed by Google has not been released due to commercial issues and is not available. The subword vocabulary was first deployed to the field of *Neural Machine Translation* for training vocabulary [21] and was later on introduced to pre-trained language models. BERT [7] uses WordPiece as their underlining vocabulary building algorithm and ERNIE-Baidu, ERNIE-Tsinghua, NEZHA, ELECTRA simply use the vocabulary of BERT released by Google in training their models. ALBERT [12] and XLNET [11] use Unigram and BPE respectively by using the SentencePiece library [23].

2.3.2 Byte-Level Vocabularies

As shown in Figure 2, the second line shows the byte-level text (in UTF-8 codes) of the original sentence shown in the first line. Byte-Level vocabularies are built and applied in the converted byte-level text [1, 3, 4]. In the byte-level representation, each character in the original text is converted to multiple bytes in the byte-level text and thus, byte-level vocabularies allow the sharing of different words in a finer grain (i.e., in a sub-character level), as a result of which, the vocabularies obtained have less rare tokens and more high-frequency tokens (e.g., each rare Chinese/Japanese/Korean character is tokenized into multiple high-frequency bytes). [4] deploys the byte-level BPE on the neural machine translation systems and GPT-2 /3 [1, 2] and RoBERTa [3] claims their vocabularies are constructed by using BPE over byte-level text. But they did not provide the details of their vocabulary building procedure. A vocabulary consisting purely of 256 bytes has also been used in many language and speech tasks such as part-of-speech tagging and named entity recognition [24], translation [25], machine reading [26] and speech recognition [27] but these work did not adopt BPE in text encoding.

3 Building Vocabulary with Byte-Level Subwords

In this section, we present our practice on building the vocabulary with byte-level subwords in details. Section 3.1 presents the overall byte-level vocabulary algorithm step by step. Section 3.2 provides the insights on the technical details involved in our algorithm to give a high level idea. Section 3.3 discusses from the theoretical perspective the reasons why byte-level subwords work and when this technique works.

3.1 Vocabulary Building Algorithm

In this section, we present the details of our byte-level vocabulary building algorithm and provide the insights on the important tricks deployed which sheds light on the practice of building the byte-level subwords. It is worthy mentioning that in this section, we use BPE as our underlining vocabulary building tool on the byte-level text but our algorithm is compatible with any other vocabulary building tool (character-level algorithm mentioned in Section 2.3.1) such as Unigram, WordPiece etc. (i.e., the BPE mentioned in this section could be replaced with any other character-level vocabulary building algorithm in Section 2.3.1 such as WordPiece, etc.). Since we consider the text as a byte sequence, we call the training method *Byte-Level Byte Pair Encoding (BBPE)*. Note that we assume that our algorithm takes the raw text as input and thus, the vocabulary building mentioned in this section contains the procedure of converting the raw text into byte sequence and applying BPE to the byte-level text. In the remainder of this paper, we refer the term "word" to a sequence of characters/bytes which is allowed to be merged in BPE (i.e., the sequence has no whitespace within but has a whitespace before and after itself).

Algorithm 1: Vocabulary Building Algorithm with Byte-Level BPE

Data: Raw Multilingual Text Data

Result: A Vocabulary Containing Byte-Level Subwords

Step 1: Text Preprocessing;

- Step 1.1: Insert Whitespace before and after each CJK character and each punctuation;
- Step 1.2: Convert each character into its corresponding UTF-8 byte sequence except for whitespaces and sentence stops. This step converts the raw text into byte-level representation. But we keep whitespaces and sentence stops intact which provides the boundary information of each word and sentence, respectively;
- Step 1.3: Assign first byte in each converted byte-level word a "leading" label denoting it is the first byte of a word;

Step 2: Apply BPE to the byte-level text;

- This step applies BPE as mentioned in Section 2.3.1 to the byte-level text given by Step 3 and obtain a vocabulary containing byte-level subwords.

Step 3: Vocabulary Postprocessing;

- Step 3.1: Insert all bytes (totally 256) into vocabulary if they are not in the vocabulary;
 - Step 3.2: Insert all bytes (totally 256) each of which is assigned a "leading" label into vocabulary if they are not in the vocabulary;
 - Step 3.3: Insert "###" before each trailing subword and remove the labels added in Step 1.3 and Step 3.2.
-

We proceed to present the step-by-step description of the algorithm which consists of the following three steps as shown in Algorithm 1. Step 1 preprocesses the raw input data and converts it into its corresponding byte-level representation. It involves three sub-steps which (1) insert whitespaces before and after each CJK (Chinese, Japanese or Korean) character and each punctuation, (2) convert each character into its UTF-8 byte codes (except for whitespaces and sentence stops) (3) assign a label to each leading byte (as shown in Step 1.1, Step 1.2 and Step 1.3). Step 2 applies BPE to the byte-level text and finally obtains a vocabulary containing byte-level subwords. Step 3 postprocesses the vocabulary to make sure (1) the vocabulary has 256 single-byte leading subwords and 256 single-byte trailing subwords (2) each trailing subword has the symbol '##' in its beginning.

3.2 Technical Details for Building A Byte-Level Vocabulary

In this section, we present three technical details deployed in our BBPE algorithm and provide the insights on each one as follows.

3.2.1 Basic Units: Bytes

Treat each byte as the basic unit. The UTF-8 encoding represents each unicode character with 1-4 bytes. Following [4], in our algorithm, we consider the UTF-8 encoding of the text and the basic unit used is byte. This decomposes each character into multiple pieces (i.e., bytes) and thus, allows all words to share the subwords in a finer level (i.e., up to sub-character level) and also have more chances of sharing. Besides, it decomposes the rare words/characters (esp. characters) into several bytes with a fairly high frequencies so that pre-trained language models could learn their contextualized representations well enough. We will see in Section 4.2 through case studies that even we split each character into bytes, the unicode of most character could be merged as a subword in our BBPE vocabulary. And the unicode of each rare character is split into multiple subwords in BBPE. On the other hand, we do not break each byte into more detailed pieces (i.e., bits) since byte-level is fine enough (note that there are only 256 distinct bytes).

Vocabulary must contain all single-byte subwords (in both leading and trailing versions mentioned in Section 3.2.3). Following [4], in case that the corpus in the pre-training or finetuning phase contains unseen words/characters that never occur in the corpus for training vocabulary, we make sure that the vocabulary contains all single-byte characters (in both versions aforementioned and thus, there are totally 512 single-byte subwords in our vocabulary). As a result, we could always decompose any given sequence of a UTF-8 characters into a sequence of tokens contained in our vocabulary (i.e., there will be no unknown tokens in the tokenization results with our vocabulary). This trick corresponds to Step 3.1 and Step 3.2 which ensure the vocabulary contains all single-byte subwords in both version and as such, the unknown token problem will be avoided.

3.2.2 Maximum Units: Words, CJK Characters and Punctuations

The UTF-8 encoding of each word is treated as a maximum unit in BBPE. Consider a word in the original text which has a whitespace before and after itself. We keep the boundary of the word intact (i.e., whitespaces) when converting the raw text into UTF-8 codes. The same as the vanilla BPE, we do not allow the cross-word merges and assume that word is the largest token to be used, as a result of which, it reduces the occurrences of long tokens which normally has low frequencies. The languages such as Latin (including English, French, Italic) and Slavic (including Russian, Polish) naturally has the boundary for each word and we preserve the word boundary (i.e., denoted by whitespace) in the data preprocessing. This trick corresponds to Step 1.2 which preserves the word boundary in the raw text. This trick was also deployed in [4] in the byte-level neural machine translation.

The UTF-8 encoding of each CJK (Chinese, Japanese, Korean) character and each punctuation is also treated as a maximum unit. Different from Latin languages, the raw text of CJK does not have the information of the boundaries of words and each sentence in CJK is simply a sequence of characters (without whitespace contained). Consider that there are ambiguities on the segmentation (i.e., tokenization) of CJK text and a poor segmentation on the text could lead to significant performance loss on many downstream tasks, esp. Named Entity Recognition (NER), in pre-trained language models such as BERT [7], RoBERTa [3], etc., it is a common practice that each CJK character is treated as a token. We also follow this practice and simply treat each CJK character as a word in the vocabulary training and safely let the pre-training language models learn the word-level/phrase-level information (i.e., the dependencies among characters) with the attention mechanism. Besides, in the non-CJK text, each number such as “233000”, “2019” is a word (i.e., surrounded by two whitespaces before and after it) but in the CJK text, each number is not separated with other characters. Thus, another benefit of this trick is to make each number in CJK text separated from other text and treated as a word. The trick corresponds to Step 1.1 which ensures that the bytes inside each CJK character (punctuation) will not be merged with any byte outside this CJK character (punctuation).

Text	Anarchism is a political philosophy that advocates self-governed societies based on voluntary institutions .
Ours (UTF-8, in Hexademical form)	416E61 ##72 ##63686973 ##6D 6973 61 706F6C69746963616C 7068696C6F736F706879 74686174 6164766F63 ##61746573 73656C66 2D 676F7665726E ##6564 736F63696574696573 6261736564 6F6E 766F6C756E74 ##617279 696E737469747574696F6E73 2E
Ours (Text)	Ana ##r ##chis ##m is a political philosophy that advoc ##ates self - govern ##ed societies based on volunt ##ary institutions .
Google's (Text)	Ana ##rch ##ism is a political philosophy that advocate ##s self - governed societies based on vol ##untary institutions .

Figure 3: Case Study on English

3.2.3 Distinguish Trailing Subwords from Leading Subwords

Consider a subword sequence {"whats", "app"}. Its original text has two possibilities: "whats app" and "whatsapp" if we do not distinguish a trailing subword and a leading subword with the same spelling. Thus, we observe that although "app" and "##app" have the same spelling, their semantic information is different. Besides, another benefit of this practice is to make tokenization lossless. This means that after a sentence is tokenized into several tokens, we could recover the original sentence by using the symbol ("##") denoting an trailing subword. Motivated by this, we distinguish the two cases in our algorithm. It is worthy mentioning that this is a commonly used technique in Neural Machine Translation [21, 4] which we also deploy in this report. In Section 4.4.2, we also conduct ablation study on the BBPE without using this technique. This technical detail corresponds to Step 1.3 which ensures that we could distinguish a trailing subword and a leading subword with the same spelling. We will show in the experiment that this technique is highly effective in training multilingual pre-trained language models which implies that a trailing subword and a leading subword have different semantic meanings.

3.3 Discussion on Why and When Byte-Level Subwords Work

It is a common sense that deep neural networks for natural language processing, esp. the pre-trained language models which has millions or even trillions of parameters, are vulnerable to rare and unknown words. This is because the scarcity of the rare words renders the learning of their representations quite hard in deep neural networks since they are rarely exposed to the model in the training procedure and waste quite a lot of slots in the vocabulary. And the unknown words are simply treated as a special token such as '[UNK]' without further distinguishing the spelling. This problem is especially severe in character-rich languages such as Thai, Arabic, Japanese, etc. Representing the text in byte-level is an effective solution since each original character is converted into 1-4 bytes and thus, the sub-character level sharing among different words or original characters are possible. With the byte-level subwords, one original rare or unknown character could be split into several frequent bytes and equivalently speaking, the slots of the rare words in the vocabulary could be freed for storing more frequently used and more meaningful symbols. Thus, the problem of rare/unknown tokens is largely mitigated. And the byte representation is language agnostic and even allows the sharing between languages without any overlap on their character sets.

By the above discussion, we could obtain that the byte-level subwords works in the scenarios where (1) there are rare characters in the character-level text (esp. character-rich languages such as Thai, Arabic, Japanese, etc.) (2) the rare character has more than 1 bytes in the byte representation (so that it could be decomposed into more than one bytes which occur frequently in the training corpus). As we will present in the experiment, byte-level subwords get marvelous success in the languages whose character corresponds to multiple bytes and have a large number of characters but obtain almost ignorable improvement on Latin languages (since Latin languages has very limited number of characters and the UTF-8 unicode of most character in Latin have only 1 byte) compared with character-level subwords. This result confirms our discussion in this section.

Finally, it is worth mentioning that in the BBPE vocabulary, it is possible that a byte-level token has no corresponding original text (e.g., a sub-string of a UTF-8 unicode of a Chinese character which contains more than 1 bytes). This will not lead to any problem in the natural language understanding as studied in this paper. But in the natural language generation tasks, it may result in infeasible word in the decoding procedure. But this problem could be highly alleviated by many effective solutions such as data augmentation which reduces the probability of generating infeasible words.

Text	วิ กิ พี เดีย ดำเนินการ โดย มูลนิธิ วิ กิ มีเดีย
Ours (UTF-8, in Hexademical form)	E0B8A7E0B8B4 E0B881E0B8B4 E0B89EE0B8B5 E0B980E0B894 ##E0B8B5E0B8A2 E0B894E0B8B3E0B980E0B899E0B8B4E0B899 ##E0B881E0B8B2E0B8A3 E0B982E0B894E0B8A2 E0B8A1 ##E0B8B9E0B8A5 ##E0B899E0B8B4 ##E0B898 ##E0B8B4 E0B8A7E0B8B4 E0B881E0B8B4 E0B8A1E0B8B5 ##E0B980E0B894E0B8B5E0B8A2
Ours (Text)	วิ กิ พี เดีย ดำเนินการ โดย มูลนิธิ วิ กิ มีเดีย
Google's (Text)	วิกิพีเดีย ดำเนินการ โดย มูลนิธิวิกิมีเดีย

Figure 4: Case Study on Thai

Text	Литва́, официальное название - Лито́вская Респу́блика
Ours (UTF-8, in Hexademical form)	D09BD0B8D182 ##D0B2D0B0 CC81 2C D0BED184D0B8D186D0B8D0B0D0BBD18CD0BDD0BE ##D0B5 D0BDD0B0D0B7D0B2D0B0D0BDD0B8D0B5 2D D09BD0B8D182 ##D0BE CC81 D0B2D181 ##D0BAD0B0D18F
Ours (Text)	Литва́, официально ##е название - Лит ##о́ вс ##кая Респ ##у́ бл ##ика
Google's (Text)	Литва́, официально ##е название - Ли ##то́ в ##ская Р ##ес ##пу́ б ##лика

Figure 5: Case Study on Russian

4 Experiments

In this section, we report the experimental results of our methods. The remainder of this section is organized as follows. Section 4.1 provides the information of our experimental settings. Section 4.2 presents the case studies (i.e., the tokenization) on many different languages by using our vocabulary and comparison with the vocabularies used in other works. Section 4.3 presents the experimental results on the multilingual XNLI tasks. Finally, Section 4.4 further studies the effect of several variants of our vocabulary building algorithm and also presents the empirical study on the experiments with more languages.

4.1 Experimental Setting

Pre-training Details We train the NEZHA models on 10 servers on Huawei Cloud ⁸, each of which has 8 NVIDIA Tesla V100 GPUs with 32GB memory. The distributed training algorithm is the *Ring-AllReduce* ⁹ and was employed with the framework named Horovod [28]. We trained each model from scratch and pre-train for 80k steps. The batch size on each GPU is 64, and thus the total batch size is $64 * 8 * 10 = 5120$. For the each model tested, we set the maximum learning rate to be $1e - 4$ (with 1800 warm-up steps and polynomial decay). In addition, we adopted the mixed-precision training using FP16 [29] in the pre-training phase. We employ wikipedia datasets containing 11

⁸<https://www.huaweicloud.com/product/modelarts.html>

⁹<https://github.com/baidu-research/baidu-allreduce>

Text	71 % يطغى وهو ، ضراًل بئوك ىلع قايحل دوجو ساسأ وه ءامل نإ
Ours (UTF-8, in Hexademical form)	D8A5D986 ##D991 D8A7D984D985D8A7D8A1 D987D988 D8A3D8B3D8A7D8B3 D988D8ACD988D8AF D8A7D984D8ADD98AD8A7D8A9 D8B9D984D989 D983D988D983D8A8 D8A7D984D8A3D8B1D8B6 D88C D988D987D988 D98AD8BA ##D8B7 ##D991D98A 3731 25
Ours (Text)	71 % يطغى وهو ، ضراًل بئوك ىلع قايحل دوجو ساسأ وه ءامل نإ
Google's (Text)	71 % يطغى وهو ، ضراًل بئوك ىلع قايحل دوجو ساسأ وه ءامل نإ

Figure 6: Case Study on Arabic

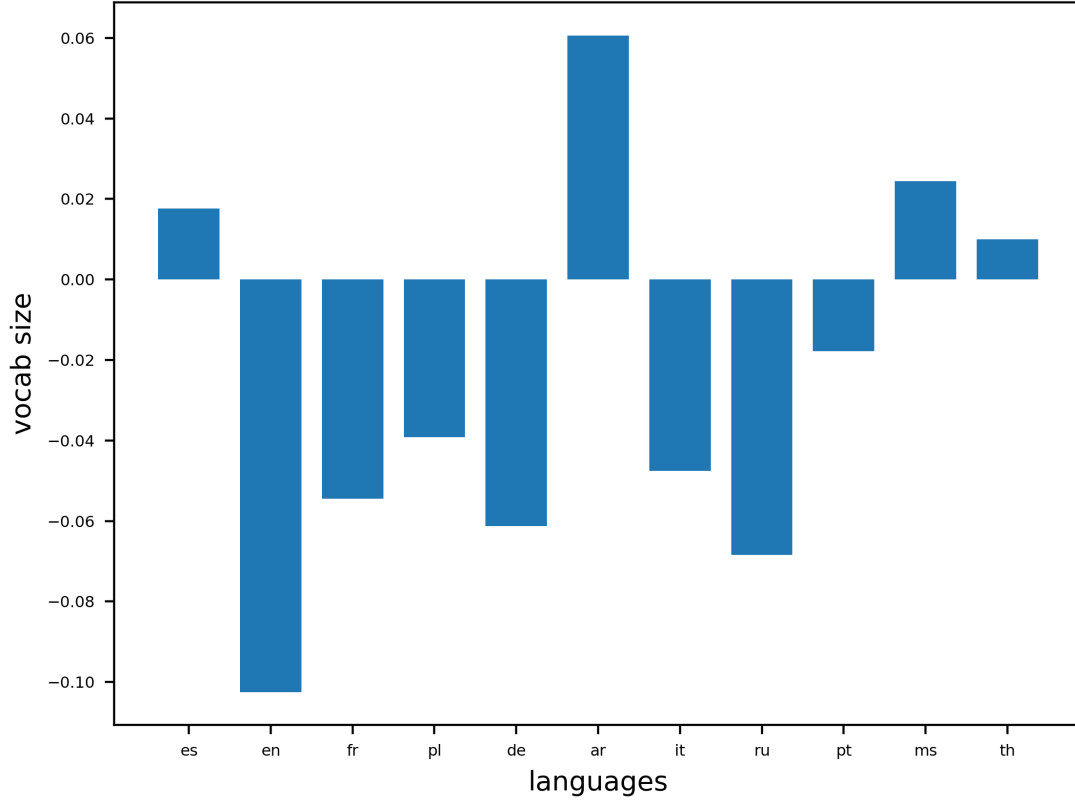


Figure 7: Comparison between Google Vocabulary and BBPE Vocabulary

languages including English, Arabic, Spanish, Thai, Russian, German, Italian, French, Malay, Portuguese and Polish and upsample the low-resource languages to make the dataset more balanced.

4.2 Case Studies On Tokenization Results and Vocabulary Analysis

Figure 3-Figure 6 demonstrates the tokenization of many different languages by using our vocabulary and that used in Google multilingual BERT. Our BBPE vocabulary is built by using wikipedia datasets containing 11 languages including English, Arabic, Spanish, Thai, Russian, German, Italian, French, Malay, Portuguese and Polish and upsample the low-resource languages to make the dataset more balanced. Each figure has four lines which corresponds to raw text, the UTF-8 encoding of the raw text converted by the aforementioned 6 steps, the tokenization result on the UTF-8 encoding, the corresponding text of the tokenized UTF-8 encoding and the tokenization result on the raw text by using Google’s vocabulary. From Figure 3, Figure 4 and Figure 6, we observe that for the same sentence in English, Thai or Arabic, the output of our tokenizer has less tokens and this implies that our deployed BBPE enjoys better sharing of subwords.

Figure 7 shows the language-wise comparison between Google multilingual vocabulary and our BBPE vocabulary. Each bar in the figure shows the relative difference of the tokens in the corresponding language (i.e., $(A - B) / A$, where A (B resp.) is the number of tokens in the language in BBPE (Google multilingual resp.) vocabulary). As observed from the figure, BBPE vocabulary has more tokens in Spanish, Arabic, Malay and Thai and this is the reason why our BBPE vocabulary gives less tokens in the tokenization of Arabic and Thai compared with Google multilingual vocabulary. And we also observe that although BBPE vocabulary has less tokens in English and Russian, it has almost the same tokenization result on the two languages as that of Google vocabulary. This implies that our BBPE vocabulary removes redundant tokens (esp., rare words/subwords) in languages like English, Russian, French etc. and reserves the tokens for low-resource languages like Arabic and Thai. Consider again the Chinese word "章詒和" mentioned in Section 1 which

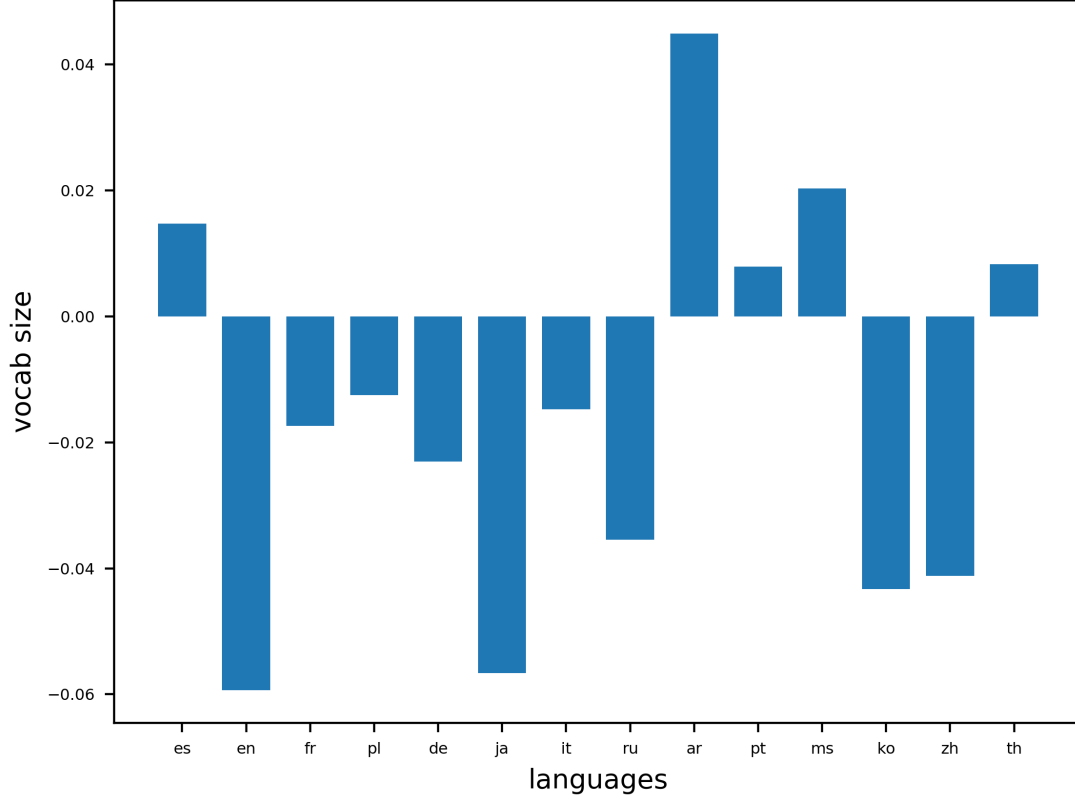


Figure 8: Comparison between Google Vocabulary and BBPE Vocabulary (on 14 Languages)

is the name of a famous Chinese writer, however, the character "論" is not in the mBERT vocabulary and will be treated as "[UNK]" (i.e., unknown token). But with our BBPE vocabulary, the UTF-8 encoding of the character (i.e., E8A992) will be tokenized into "E8", "##A9" and "##92" and the unknown word problem is properly avoided. Consider another example "兰叶春葳蕤，桂华秋皎洁。" which is one sentence from an ancient Chinese poem. The tokenization result of mBERT is "兰叶春葳 [UNK]，桂华秋皎洁。", in which the word "蕤" is not in its vocabulary and treated as "[UNK]". But the tokenization result of our BBPE is "E585B0 E58FB6 E698A5 E891 ##B3 E895 ##A4 EFBC8C E6A182 E58D8E E7A78B E79A ##8E E6B481 E38082" where the word "蕤" is tokenized into two subwords "E895" and "##A4" and the "[UNK]" problem is properly circumvented again. Besides, "葳" and "皎" are two rare Chinese characters but they are included in the Google mBERT vocabulary which occupy two entries of the vocabulary and wastes the space. Our BBPE vocabulary does not contain the two rare characters which reserves the space of vocabulary for more frequent subwords and each of the two characters is split into two subwords with higher frequencies in the tokenization.

4.3 Experimental Results

We tested our methods and several baselines on *Cross-Lingual Natural Language Inference (XNLI)* task on seven languages, namely English (En), Arabic (Ar), German (De), Spanish (Es), French (Fr), Russian (Ru) and Thai (Th). We trained two BBPE-based vocabularies with different sizes 50k and 100k, respectively and trained NEZHA with the two byte-level vocabularies. And we compared with Google's multilingual BERT, vanilla NEZHA (trained with the same vocabulary as Google's multilingual BERT) and NEZHA trained with original BPE-based vocabulary. The result is as shown in Table 2. As the table shows, NEZHA (BBPE) with 100k-size vocabulary consistently outperforms BERT (Google), vanilla NEZHA and NEZHA (BPE) on the seven languages tested by a notable margin. The improvements

of our NEZHA (BBPE) over BERT (Google) and NEZHA (BPE) are more significant on Ar, Ru and Th which are low-resource languages and this experiment results demonstrate that these languages enjoys the byte-level subword sharing. And this results are also consistent with the case studies of tokenization as shown in Figure 4.2 (our BBPE gives less tokens in the tokenization results on these languages compared with those by using Google multilingual vocabulary). The improvement brought by BBPE on the Latin languages such as English is not very significant since most Latin character is single-byte character and there is no difference between character-level and byte-level. Besides, NEZHA (BBPE) which contains only 50k subwords in its vocabulary (i.e., less than or equal to half of the Google’s vocabulary and that of NEZHA (BPE)) outperforms BERT (Google) and NEZHA (BPE) and its performance is very close to vinilla NEZHA.

 Table 2: Results on *XNLI*

Model	En	Ar	De	Es	Fr	Ru	Th	Avg.	Vocab
BERT (google)	82.4	72.0	76.1	78.4	76.9	74.5	67.1	75.3	120k
NEZHA	83.0	75.9	79.1	81.1	79.3	76.3	68.8	77.6	120k
NEZHA (BPE)	81.2	72.7	77.0	78.8	79.0	73.8	67.3	77.0	100k
NEZHA (BBPE)	83.2	73.9	79.8	81.5	80.8	77.1	71.5	78.3	100k
NEZHA (BBPE)	82.6	74.1	78.3	80.5	79.6	76.1	69.6	77.3	50k

4.4 Ablation Study

4.4.1 Comparison between BBPE and BUnigram

In this section, we empirically compare two different word segmentation algorithms on the segmentation/tokenization of byte-level text. One is BPE which we adopted in our experiment and the other one is *Unigram* [22]. The two algorithms are commonly used for word segmentation and are integrated in a renowned tool, namely *SentencePiece*¹⁰. Since they both handle byte-level text, we call them *BBPE* and *BUnigram*, respectively. It is worth mentioning that BUnigram is space-consuming and could not afford to process all multilingual corpora. Thus, for each of the 11 languages we adopted for the pre-training, we sampled a subset of it and constructed a small version of the pre-training corpora. The result is as shown in Table 3. From the result, we could observe that BBPE consistently outperforms BUnigram on the seven languages tested.

Table 3: Comparison between BBPE and BUnigram (Based on a Small Version of Data)

Model	En	Ar	De	Es	Fr	Ru	Th	Vocab
NEZHA (wiki sample, BBPE)	80.3	67.6	75.3	78.1	76.6	72.6	69.5	100k
NEZHA (wiki sample, BUnigram)	78.5	60.6	72.4	76.6	76.2	62.3	53.7	100k

4.4.2 Comparison Between BBPE and That without Distinguishing A Leading and A Trailing Subword with Same Spelling

In this section, we compare the experimental results on BBPE without using the technique in Section 3.2.3 (we refer this version as BBPE, w/o D in short) and our original BBPE presented before. We consider three different implementations of BBPE, w/o D which are shown as follows.

- (BBPE, w/o D, WWB (Without Word Boundary)): in the building of vocabulary, we do not employ the technique in Section 3.2.3.
- (BBPE, w/o D, WBL (Word Boundary Label)): in the building of vocabulary, we do not employ the technique in Section 3.2.3 but in the tokenization, we add a special character "##" before each trailing subword. As a result, each trailing subword will have a different context compared with the leading subword with the same spelling.
- (BBPE, w/o D, STE (Subword Type Embedding)): in the building of vocabulary, we do not employ the technique in Section 3.2.3 but assign a trainable subword type embedding for each type of subword which is added with word embedding in the input of the model. In this work, we consider 7 different subword types: trailing subword, leading subword, ending subword, whole word, "[SEP]", "[CLS]" and others.

¹⁰<https://github.com/google/sentencepiece>

Table 4 demonstrates the experimental results. The above three methods have worse performances compared with our original BBPE method. This implies that the explicit information of leading/trailing subwords in the vocabulary contains substantial semantic information and has impact on the performance. It is notable that the BBPE, w/o D, WBL leads to significant performance drop. This is because the additional character "##" introduced make the sentence longer and the introduced characters are not informative for distinguishing leading and trailing subwords as expected.

Table 4: Comparison with BBPE without using the technique in Section 3.2.3

Model	En	Ar	De	Es	Fr	Ru	Th	Avg.	Vocab
NEZHA (BBPE)	83.21	73.95	79.80	81.50	80.78	77.09	71.54	78.3	100k
NEZHA (BBPE, w/o D, WWB)	82.48	72.51	78.96	80.10	80.32	77.27	72.63	77.75	100k
NEZHA (BBPE, w/o D, WBL)	79.56	65.07	77.69	78.04	76.39	72.79	69.90	74.21	100k
NEZHA (BBPE, w/o D, STE)	82.93	72.95	79.13	80.54	80.44	76.83	73.95	77.94	100k

4.4.3 Experiment with More Languages (Chinese, Korean and Japanese)

We employ wikipedia datasets of Chinese, Korean and Japanese together with the 11 languages mentioned before to and also use the upsampling technique to make the dataset more balanced. Since there are no Korean and Japanese XNLI tasks, we only add Chineses (Zh) XNLI tasks in the downstream tasks evaluation. The result is as shown in Figure 5. From Table 2, we observe that the improvements of NEZHA (BBPE) over others on De, Th and Zh are still notable. But we observe that NEZHA (BBPE) trained on 14 languages has notable performance drop on Ar, Ru compared with NEZHA (BBPE) trained on 11 languages as shown in Table 1. This is because the added three languages (Chinese, Korean and Japanese) have less sharing with Ar and Ru but consume several tokens in the vocabulary and this makes the tokens in Ar and Ru less.

Table 5: Results on XNLI (14 Pre-trained Languages)

Model	En	Ar	De	Es	Fr	Ru	Th	Zh	Avg.	Vocab
BERT (google)	82.4	72.0	76.1	78.4	76.9	74.5	67.1	76.6	75.5	120k
NEZHA	82.78	75.9	79.1	81.1	79.3	76.3	68.8	76.8	77.5	120k
NEZHA (BPE)	80.7	70.4	77.5	78.3	78.6	72.9	67.5	77.2	75.4	100k
NEZHA (BBPE)	82.4	72.1	79.6	80.2	79.3	75.1	70.2	77.8	77.1	100k

We also compare the BBPE vocabulary on 14 languages with Google multilingual vocabulary. Figure 8 shows the language-wise comparison between Google multilingual vocabulary and our BBPE vocabulary. Each bar in the figure shows the relative difference of the tokens in the corresponding language (i.e., $(A - B) / A$, where A (B resp.) is the number of tokens in the language in BBPE (Google multilingual resp.) vocabulary). We observe that BBPE vocabulary has more tokens in Spanish, Arabic, Portuguese, Malay and Thai and less tokens in other languages compared with Google multilingual vocabulary. This implies that our BBPE vocabulary removes redundant tokens (esp., rare words/subwords) in languages like English, Russian, French etc. (esp. Japanese, Korean and Chinese which contains many rare characters/words) and reserves the tokens for low-resource languages like Arabic, Malay and Thai.

5 Conclusion

In this technical report, we deployed the byte-level byte pair encoding (BBPE) in vocabulary building for the multilingual pre-trained language models. We detail several important techniques in developing byte-level vocabulary and provides insights on its practice. Our experiment shows that our method significantly outperforms several baselines which trains the models in text-level only (including Google’s multilingual BERT, vanilla NEZHA and NEZHA with text-level BPE) and verified the effect of byte-level techniques that we deploy.

References

- [1] Alec Radford, Jeffrey Wu, Rewon Child, David Luan, Dario Amodei, and Ilya Sutskever. Language models are unsupervised multitask learners. *OpenAI Blog*, 2019.
- [2] TB Brown, B Mann, N Ryder, M Subbiah, J Kaplan, P Dhariwal, A Neelakantan, P Shyam, G Sastry, A Askell, et al. Language models are few-shot learners. arxiv 2020. *arXiv preprint arXiv:2005.14165*, 4.

- [3] Yinhan Liu, Myle Ott, Naman Goyal, Jingfei Du, Mandar Joshi, Danqi Chen, Omer Levy, Mike Lewis, Luke Zettlemoyer, and Veselin Stoyanov. Roberta: A robustly optimized bert pretraining approach. 2019.
- [4] Changhan Wang, Kyunghyun Cho, and Jiatao Gu. Neural machine translation with byte-level subwords. *arXiv preprint arXiv:1909.03341*, 2019.
- [5] Junqiu Wei, Xiaozhe Ren, Xiaoguang Li, Wenyong Huang, Yi Liao, Yasheng Wang, Jiashu Lin, Xin Jiang, Xiao Chen, and Qun Liu. Nezha: Neural contextualized representation for chinese language understanding. *arXiv preprint arXiv:1909.00204*, 2019.
- [6] Matthew E Peters, Mark Neumann, Mohit Iyyer, Matt Gardner, Christopher Clark, Kenton Lee, and Luke Zettlemoyer. Deep contextualized word representations. In *Proceedings of NAACL-HLT*, pages 2227–2237, 2018.
- [7] Jacob Devlin, Ming-Wei Chang, Kenton Lee, and Kristina Toutanova. Bert: Pre-training of deep bidirectional transformers for language understanding. In *Proceedings of the 2019 Conference of the North American Chapter of the Association for Computational Linguistics: Human Language Technologies, Volume 1 (Long and Short Papers)*, pages 4171–4186, 2019.
- [8] Yu Sun, Shuohuan Wang, Yukun Li, Shikun Feng, Xuyi Chen, Han Zhang, Xin Tian, Danxiang Zhu, Hao Tian, and Hua Wu. Ernie: Enhanced representation through knowledge integration. *arXiv preprint arXiv:1904.09223*, 2019.
- [9] Yu Sun, Shuohuan Wang, Yukun Li, Shikun Feng, Hao Tian, Hua Wu, and Haifeng Wang. Ernie 2.0: A continual pre-training framework for language understanding. *arXiv preprint arXiv:1907.12412*, 2019.
- [10] Zhengyan Zhang, Xu Han, Zhiyuan Liu, Xin Jiang, Maosong Sun, and Qun Liu. Ernie: Enhanced language representation with informative entities. *arXiv preprint arXiv:1905.07129*, 2019.
- [11] Zhilin Yang, Zihang Dai, Yiming Yang, Jaime Carbonell, Ruslan Salakhutdinov, and Quoc V Le. Xlnet: Generalized autoregressive pretraining for language understanding. *arXiv preprint arXiv:1906.08237*, 2019.
- [12] Zhenzhong Lan, Mingda Chen, Sebastian Goodman, Kevin Gimpel, Piyush Sharma, and Radu Soricut. Albert: A lite bert for self-supervised learning of language representations. *arXiv preprint arXiv:1909.11942*, 2019.
- [13] Kevin Clark, Minh-Thang Luong, Quoc V Le, and Christopher D Manning. Electra: Pre-training text encoders as discriminators rather than generators. In *International Conference on Learning Representations*, 2019.
- [14] Alexis Conneau and Guillaume Lample. Cross-lingual language model pretraining. In *Advances in Neural Information Processing Systems*, pages 7057–7067, 2019.
- [15] Nal Kalchbrenner and Phil Blunsom. Recurrent continuous translation models. In *Proceedings of the 2013 Conference on Empirical Methods in Natural Language Processing*, pages 1700–1709, 2013.
- [16] Dzmitry Bahdanau, Kyunghyun Cho, and Yoshua Bengio. Neural machine translation by jointly learning to align and translate. In *3rd International Conference on Learning Representations, ICLR 2015*, 2015.
- [17] Minh-Thang Luong, Ilya Sutskever, Quoc Le, Oriol Vinyals, and Wojciech Zaremba. Addressing the rare word problem in neural machine translation. In *Proceedings of the 53rd Annual Meeting of the Association for Computational Linguistics and the 7th International Joint Conference on Natural Language Processing (Volume 1: Long Papers)*, pages 11–19, 2015.
- [18] Sebastien Jean, Kyunghyun Cho, Roland Memisevic, and Yoshua Bengio. On using very large target vocabulary for neural machine translation. In *53rd Annual Meeting of the Association for Computational Linguistics and the 7th International Joint Conference on Natural Language Processing of the Asian Federation of Natural Language Processing, ACL-IJCNLP 2015*, pages 1–10. Association for Computational Linguistics (ACL), 2015.
- [19] Rami Al-Rfou, Dokook Choe, Noah Constant, Mandy Guo, and Llion Jones. Character-level language modeling with deeper self-attention. In *Proceedings of the AAAI Conference on Artificial Intelligence*, volume 33, pages 3159–3166, 2019.
- [20] Philip Gage. A new algorithm for data compression. In *The C Users Journal*, 1994.
- [21] Rico Sennrich, Barry Haddow, and Alexandra Birch. Neural machine translation of rare words with subword units. In *Proceedings of the 54th Annual Meeting of the Association for Computational Linguistics (Volume 1: Long Papers)*, pages 1715–1725, 2016.
- [22] Taku Kudo. Subword regularization: Improving neural network translation models with multiple subword candidates. *arXiv preprint arXiv:1804.10959*, 2018.
- [23] Taku Kudo and John Richardson. SentencePiece: A simple and language independent subword tokenizer and detokenizer for neural text processing. In *Proceedings of the 2018 Conference on Empirical Methods in Natural Language Processing: System Demonstrations*, pages 66–71, Brussels, Belgium, November 2018. Association for Computational Linguistics.

- [24] Dan Gillick, Cliff Brunk, Oriol Vinyals, and Amarnag Subramanya. Multilingual language processing from bytes. In *Proceedings of NAACL-HLT*, pages 1296–1306, 2016.
- [25] Marta Ruiz Costa-Jussà, Carlos Escolano Peinado, and José Adrián Rodríguez Fonollosa. Byte-based neural machine translation. In *Proceedings of the First Workshop on Subword and Character Level Models in NLP*, pages 154–158. Association for Computational Linguistics, 2017.
- [26] Tom Kenter, Llion Jones, and Daniel Hewlett. Byte-level machine reading across morphologically varied languages. In *AAAI*, 2018.
- [27] Bo Li, Yu Zhang, Tara Sainath, Yonghui Wu, and William Chan. Bytes are all you need: End-to-end multilingual speech recognition and synthesis with bytes. In *ICASSP 2019-2019 IEEE International Conference on Acoustics, Speech and Signal Processing (ICASSP)*, pages 5621–5625. IEEE, 2019.
- [28] Alexander Sergeev and Mike Del Balso. Horovod: fast and easy distributed deep learning in TensorFlow. *arXiv preprint arXiv:1802.05799*, 2018.
- [29] Paulius Micikevicius, Sharan Narang, Jonah Alben, Gregory Diamos, Erich Elsen, David Garcia, Boris Ginsburg, Michael Houston, Oleksii Kuchaiev, Ganesh Venkatesh, et al. Mixed precision training. *arXiv preprint arXiv:1710.03740*, 2017.