

Flow-based Spatio-Temporal Structured Prediction of Dynamics

Mohsen Zand, *Member, IEEE*, Ali Etemad, *Senior Member, IEEE*, and Michael Greenspan, *Member, IEEE*

Abstract—Conditional Normalizing Flows (CNFs) are flexible generative models capable of representing complicated distributions with high dimensionality and large interdimensional correlations, making them appealing for structured output learning. Their effectiveness in modelling multivariate spatio-temporal structured data has yet to be completely investigated. We propose MotionFlow as a novel normalizing flows approach that autoregressively conditions the output distributions on the spatio-temporal input features. It combines deterministic and stochastic representations with CNFs to create a probabilistic neural generative approach that can model the variability seen in high-dimensional structured spatio-temporal data. We specifically propose to use conditional priors to factorize the latent space for the time dependent modeling. We also exploit the use of masked convolutions as autoregressive conditionals in CNFs. As a result, our method is able to define arbitrarily expressive output probability distributions under temporal dynamics in multivariate prediction tasks. We apply our method to different tasks, including trajectory prediction, motion prediction, time series forecasting, and binary segmentation, and demonstrate that our model is able to leverage normalizing flows to learn complicated time dependent conditional distributions.

Index Terms—Normalizing Flows, Structured Prediction, Spatio-Temporal Modelling, Masked Convolutions.

1 INTRODUCTION

LEARNING dynamic relations is an active area of research in computer vision due to its useful applications in forecasting complex trajectories. It however remains a challenging task to automate since the underlying relationships or dynamical model evolve over time into a stochastic sequential process with a high degree of inherent uncertainty [1], [2], [3], [4].

To model dynamic relations among the model components, the complex structured-sequence of spatio-temporal dynamics should be learned. To address this challenge, a variety of state-based methods [5], [6] and deep learning approaches [2], [7], [8] have been proposed to cast the dynamic relationships features into pseudo images in order to learn the movement patterns. Nonetheless, these methods are unable to deal with the large variations of potential outputs, which result in a loss of dynamic diversity across the components (*i.e.* body joints), resulting in over-smoothing where the estimated trajectories tend to converge to a mean position over time without clear movements [9].

Most recent methods rely on generative adversarial networks (GANs) or variational autoencoders (VAEs) for learning spatial information, followed by recurrent neural networks (RNNs) for learning temporal information [10], [11], [12], [13]. Such models however do not perform well with overly complex structures, and are also often hard to train, encounter mode collapse, posterior collapse, or vanishing gradients [14].

Recently, flow-based generative methods have shown promising performance in modeling complex outputs [15], [16], [17], [18]. These models are based on normalizing flows, a family of generative models with tractable distributions that consist of sequential invertible components [14]. Flow-based methods have been applied to non-temporal data such as images, and are limited in their ability to effectively model complex interactions in structured outputs [15], [19], [20]. We however believe their ability to learn multi-output distributions makes them particularly attractive for learning dynamic relationships.

In this paper, we introduce *MotionFlow*, a flow-based structured prediction model designed to learn spatio-temporal relations in a dynamic systems, which is applicable to applications such as the forecasting of trajectories. Our model learns more robust spatio-temporal representations while maintaining the structure of high-dimensional data. Specifically, MotionFlow is a conditional autoregressive flow-based solution which can directly model the log-likelihood of temporal and spatial information for relatively long sequences.

We evaluate our method by performing extensive experiments and ablation studies on different datasets, and illustrate that MotionFlow outperforms other methods in the field by generating more accurate and consistent predictions both qualitatively and quantitatively.

Our contributions are summarized as follows:

- We extend normalizing flows for spatio-temporal density estimation tasks. We exploit the flexibility of conditional normalizing flows and use masked convolutions as autoregressive conditionals. We also propose to use conditional priors to factorize the latent space for the time dependent modeling. In particular, a novel normalizing flows approach is de-

• M. Zand is with the Department of Electrical and Computer Engineering, Queen's University, Kingston, ON, Canada, and Ingenuity Labs Research Institute, Queen's University, Kingston, ON, Canada e-mail: (m.zand@queensu.ca).

A. Etemad and M. Greenspan are with the Department of Electrical and Computer Engineering, Queen's University, Kingston, ON, Canada, and Ingenuity Labs Research Institute, Queen's University, Kingston, ON, Canada.

veloped that autoregressively conditions the output distributions on the spatio-temporal input features.

- We apply our method to different tasks, including trajectory prediction, motion prediction, time series forecasting, and binary segmentation, and demonstrate that our model is able to leverage normalizing flows to learn complicated time dependent conditional distributions.
- We perform extensive experimental evaluations on challenging datasets and show the effectiveness of the proposed method on different tasks.

We also make our implementation public ¹ to enable reproducibility and contribute to the field. In the remainder of this paper, we first review the related literature in Sec. 2. Some background materials that are essential in our method are included in Sec. 3. Our proposed MotionFlow is then presented in more detail in Sec. 4. Finally, in Sec. 5, we analyze the functionality of the model through extensive experiments and demonstrate how it works in different tasks, and summarize and conclude in Sec. 6.

2 RELATED WORK

Our method relates to the topics of structured prediction and flow-based representation learning. We briefly review the most relevant related literature in the following subsections.

2.1 Structured Prediction

The goal in structured prediction is to learn a function between the input x and the structured output y . For instance, a semantic segmentation map is returned for a given input image. The conditional probability $p(y|x)$ hence captures the relationship between the structured output and the input features. A variety of approaches have been studied for modeling structures between output variables [21], [22], [23], [24], [25]. These methods are mainly a generalization of the standard classification algorithms such as conditional random field (CRF) [26], structured SVM (SSVM) [27], and structured perceptron [28] to model the correlations between output variables.

Belanger and McCallum [22] proposed structured prediction energy networks (SPENs) which used an energy function for scoring structured outputs. Gradient descent was then used to optimize the assigned energies with respect to the ground-truth outputs. Graber *et al.* [24] proposed the use of output variables as an intermediate structured layer between deep neural structure layers to capture non-linear interactions among output variables. Graber and Schwing [29] presented graph structured prediction energy networks to better model local and higher-order correlations between output variables. An exact inference for structured prediction is however NP-hard. Thus, different types of prediction regularization [30] and approximate inference [23], [31] have been developed. In [32], a structured prediction layer is introduced to the task of 3D human motion modelling. It modeled the structure of the human skeleton and the spatial dependencies between the joints.

2.2 Flow-based Representation

Normalizing Flows have been successfully explored as a family of generative models with tractable distributions [14], [33], [34], [35]. A Normalizing Flow is a transformation of a simpler probability distribution into a more complicated distribution by a sequence of invertible and differentiable functions. Many applications based on normalizing flows have recently emerged in the literature, such as density estimation [36], variational inference [37], image generation [17], and noise modelling [38]. For a comprehensive review of this concept, we refer the reader to [14].

Flow-based generative models have also been investigated for complex outputs. Dinh *et al.* [39] proposed real-valued non-volume preserving (real NVP) transformations to model high-dimensional data. They used invertible and learnable transformations for exact sampling, inference of latent variables, and log-density estimation of data samples. Kingma and Dhariwal [17] proposed ‘Glow’ as a generative flow by leveraging more invertible layers. They used invertible 1×1 convolutions in their model and employed it to synthesize high-resolution natural images. In [18] a method called Flow++ further improved the generative flows using variational dequantization and architecture design. It is a non-autoregressive model for unconditional density estimation. Hooeboom *et al.* [34] proposed emerging convolutions by chaining specific autoregressive convolutions which were invertible with receptive fields identical to standard convolution. Yuan and Kitani [40] recently proposed DLow (Diversifying Latent Flows) for diverse human motion prediction from a pretrained deep generative model. It used learnable latent mapping functions to generate a set of correlated samples. Kumar *et al.* [35] replaced the standard unconditional prior distribution and introduced a latent dynamical system to predict future values of the flow model’s latent state. They used their model, VideoFlow, in the stochastic video prediction.

Conditional normalizing flows based on RNN architecture have also been used for density estimation [41], [42]. Kingma *et al.* [41], for example, used RNNs to share parameters across the conditional distributions of autoregressive models which were non-linear generalizations of multiplication by a triangular matrix. Rasul *et al.* [43] combined conditional normalizing flows with an autoregressive model, such as an RNN or an attention module.

Masked autoregressive flows have also been proposed to share parameters without sequential computation of RNNs [15], [44]. MaCow [44], for example, restricted the local dependencies in a small masked kernel using masked convolutions with rotational ordering. It established a bijective mapping between input and output variables in a generative normalizing flows architecture. As discussed in [45], masked autoregressive flows are universal approximators which can efficiently be evaluated. In particular, they can represent any autoregressive transformation and thus transform between any two distributions. These methods are attractive due to their simplicity and analytical tractability [45], although their expressivity can be limited.

In this work, we propose the use of masking with arbitrary orderings in convolutional networks for conditional normalizing flows. In convolutional networks, masking can

1. <https://github.com/MohsenZand/MotionFlow>

be performed by multiplying the filter with a same-sized binary matrix, resulting in a kind of convolution often known as autoregressive or causal convolutions [46], [47]. We also propose factorizing the latent space into the time-dependent latent variables. In this way, we extend flow-based generative models into the setting of spatio-temporal structured output learning. We specifically propose a new generative model which is conditioned on spatio-temporal dependencies of the input elements for learning autoregressive high-dimensional structured outputs.

3 PRELIMINARY REMARKS

In this section, we introduce two concepts that are essential towards our proposed solution, namely Normalizing Flows and Masked Convolutions. The first is used to model multi-modal data distributions, while we use Masked Convolutions to devise the spatial autoregressive dependencies among input variables.

3.1 Normalizing Flows

A normalizing flow is a transformation of a random variable from a simple probability distribution (e.g. Normal or Gaussian) into a more complicated distribution through a sequence of differentiable invertible mappings [14], [34]. From a mathematical point of view, this results in new distributions from an initial density by a chain of parameterized, invertible, and differentiable transformations.

Let $z = f(y)$ be a bijective mapping between variables y and z with a known and tractable probability density function, such as $p_\theta(z) = \mathcal{N}(z; 0, \mathbf{I})$, with parameters θ . Also, let $g = f^{-1}$ be an invertible function and $y = g(z)$. The following equation is then obtained by using a change of variables:

$$p_\theta(y) = p_\theta(z) \left| \det \frac{\partial z}{\partial y} \right|, \quad (1)$$

where $p_\theta(y)$ is a more complicated distribution obtained by multiplying $p_\theta(z)$ by the absolute of the Jacobian determinant. The function f can be learned, but its choice is limited since the Jacobian determinant and the inverse of f must be computationally tractable. In the generative formulation, the function g is considered as a generator which pushes forward the base distribution $p_\theta(z)$ to a more complex density [14]. The function f can also be defined as the inverse of g , which can move (or “flow”) in the opposite direction from a complex distribution towards a regular “normalizing” form of the base density $p_\theta(z)$. This implies that an arbitrary complicated non-linear invertible (bijective) function g can be used to generate any distribution $p_\theta(y)$ from any base distribution $p_\theta(z)$. This is called *normalizing flows* since f normalizes the data distributions. If $g = g_M \circ g_{M-1} \circ \dots \circ g_1$ is defined as a composition of M bijective functions, then g is also bijective, and the normalizing flows can be written as $f = f_1 \circ f_2 \circ \dots \circ f_M$, which can transform the output variable y to a latent variable z drawn from a simpler distribution.

In a particular neural network where the layers produce the intermediate representations, the log-likelihood of y is computed using the following equation:

$$\log p_\theta(y) = \log p_\theta(z) + \sum_{i=1}^M \log \left| \det \left(\frac{\partial r_i}{\partial r_{i-1}} \right) \right|, \quad (2)$$

where $\{r_i\}_{i=1}^M$ denote M intermediate representations, $r_0 = y$ and $r_M = z$.

Normalizing flows have been shown to be desirable solutions to address one-dimensional regression problems [14]. Here we extend the normalizing flows’ abilities to spatio-temporal structured prediction, where the outputs are time dependent high-dimensional structured tensors.

3.2 Masked Convolutions

Masking is a form of attention or autoregression, in which the input is multiplied by a binary mask to either emphasize or de-emphasize the relationship between certain elements, as well as imposing a specific ordering on the data. Learning the autoregressive structure of the observed data is necessary to model sequential dynamics. For example, the previous time step will have an impact on the current time step, which is an autoregressive relationship in the temporal domain. Other such relationships can also exist within a single frame in the spatial domain. Traditionally, recurrent neural networks (RNNs) are used as generic and expressive autoregressive models for univariate outputs [43], [48], [49], [50]. Convolutional Neural Networks (CNN) can also be used for autoregressive modeling. This is introduced in PixelCNN [46], [51] which outputs a conditional distribution at each image location. This is achieved by masking the convolutions to include only the valid context as defined by a specific set of pixels. In particular, each pixel is generated by conditioning on the previously generated pixels. The pixel generation is based on a specific fixed raster scan ordering, with pixels generated row by row, and pixel by pixel within each row. MaCOW [44] used masks in a fixed rotational ordering and stacked multiple layers of convolutional flows to capture a large receptive field. Figure 1 illustrates different mask orderings in PixelCNN and MaCOW.

Masked convolutions can be used to deal with the autoregressive nature of the inputs. Using the particular fixed orderings of PixelCNN or MaCOW, however, can limit expressive dynamics. This has been alleviated by the recently proposed locally masked convolutions (LMConv) [47], which allow arbitrary orderings which can be tailored to a particular problem. In particular, we condition the output variables on the spatio-temporal features of the dynamic inputs by utilizing the LMConv masking strategy illustrated in Figure 1.

4 PROPOSED METHOD

4.1 Problem Formulation

Let a multidimensional trajectory $q_{1:T} = (q^{(1)}, \dots, q^{(T)})$ be defined for a system consisting of N interdependent and interacting entities, where $q^{(t)} = \{q_1^{(t)}, \dots, q_N^{(t)}\}$ denotes the set of features of all N entities at time t , and $q_i^{(t)} \in \mathbb{R}^D$ represents the D -dimensional feature vector of the i -th entity at time t . In one such example, trajectory data is $D = 4$ dimensional, with each $q_i^{(t)}$ comprising a 2D position and a 2D velocity component at time t for the i -th entity. Given the input sequence $x = \{q^{(1)}, \dots, q^{(U)}\}$ with the observed history of U time frames, the goal is to predict the sequence $y = \{q^{(U+1)}, \dots, q^{(U+V)}\}$, where $T = U + V$. We thus aim to model a mapping from input frames at time

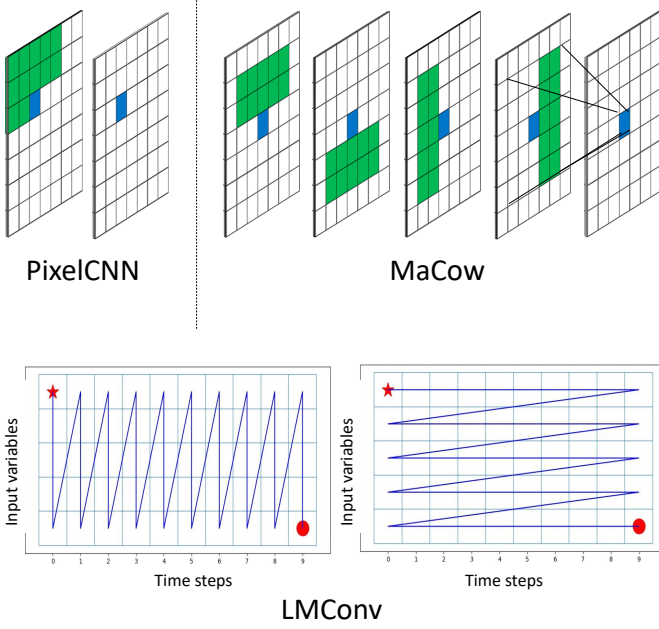


Fig. 1. (Top) Receptive field with different mask orderings in PixelCNN [46], [51], and Macow [44]. PixelCNN masks the convolutions to generate each pixel by conditioning on the previously generated pixels in a raster scan ordering. Macow employs a rotational ordering by stacking multiple layers of convolutional flows. (Bottom) Orderings in time-dependent variables using LMConv [47] which enables the arbitrary orders, allowing masks to be applied to the weights at each customized location. * and • show the starting point and the stopping point, respectively.

steps $t = 1, \dots, U$ to a structured output consisting of the frames $t = (U+1), \dots, (U+V)$.

Interactions between a system’s entities are investigated across time in order to model the system’s dynamics. It is however common to study the trajectory prediction task instead, since there is no ground truth for the interactions between entities. Thus, to model the dynamics of a system, the future trajectory of its entities are predicted given the past trajectories [4], [52], [53], [54].

We use conditional normalizing flows (CNFs) [55], [56] to model the conditional distribution $p(y|x)$ in a supervised manner, where x and y respectively denote the input and output sequences in our model. We thus aim to predict the expected value of a label y conditioned on observing associated features x .

4.2 Our Method: MotionFlow

An interesting intuition that informs our work is that the variables in the input and output sequences are correlated in a spatio-temporal space. We therefore propose to enhance the conditionals in CNFs to include time-dependent spatial features. Our method can be combined with any normalizing flows. In particular, we use flows with the steps including three layers of *actnorm* (which stands for activation normalization), *invertible 1×1 convolution*, and *affine coupling*. In our model, we utilize these three layers with additional conditioning layers to learn the relationships between spatio-temporal input features and structured output

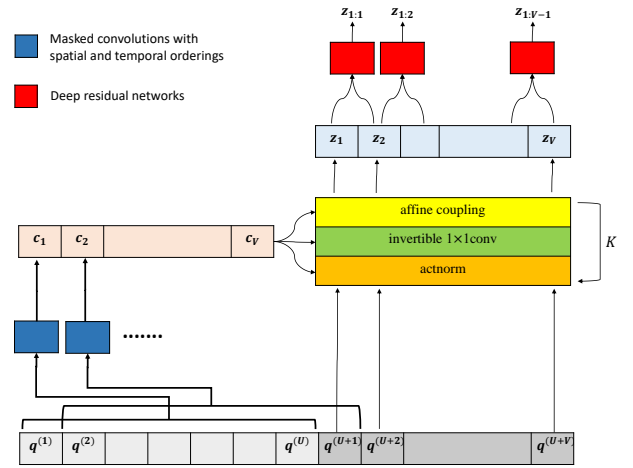


Fig. 2. An overview of the MotionFlow (in the training time). Spatio-temporal input features are modeled using masked convolutions with spatial and temporal orderings. The correlations between time-dependent output variables are learned in the dynamic latent space, where each latent variable is temporally conditioned on its previous variables.

variables. The conditionals provide autoregressive priors on the weights and biases mapping from the hidden layers to the parameters of the normalizing flows. As shown in Figure 2, masked convolutions with spatial and temporal orderings generate conditional weights for the steps of the normalizing flows. Notably, we process all U input time steps in parallel in a single stage, which is in contrast to the RNN-based methods which require U sequential stages to process all time steps.

Although the prescribed model can capture the autoregressive characteristics and the spatial dependencies of the input sequence, the temporal dynamics of the output sequence are ignored if it is represented as a single datapoint. Inspired by VideoFlow [35] which is a generative model for videos, we propose to learn a dynamic latent space where each time-dependent output variable depends on all previous latent states. We specifically propose temporally conditional prior distribution for structured output prediction.

In the following subsections, we discuss the main components of our method. An overview of the proposed architecture of our MotionFlow is represented in Figure 3.

4.3 Spatio-temporal Conditioner

In CNFs, it is shown that by placing priors on the model distribution, the amount of expansion and contraction of the base distribution can be controlled in each step of the normalizing flows [25], [56], [57]. As long as the steps of normalizing flows f create a bijective map, they can be defined in any form. In general, f can be conditioned on ϕ as follows:

$$f_\phi = f_{1,\phi_1} \circ f_{2,\phi_2} \circ \dots \circ f_{M,\phi_M} \quad (3)$$

where each ϕ^i denotes a conditioner which constrains the Jacobian structure of the f_i . Thus, each f_i which is partially

parameterized by its conditioner must be invertible with respect to its input variable. It can be parameterized using a variety of approaches, such as [56], [58], [59] and [57]. These methods however are used for one-dimensional regression problems. Recently, Lu and Huang [25] used Glow [17] with extra neural networks to capture the relationship between input features and structured output variables. We further extend the CNFs for the structured spatio-temporal data, where ϕ^i are autoregressive conditioners.

In our model, the conditioners include masked convolutions for masking at the feature level on the feature maps. We use locally masked convolution (LMConv) [47] to generate masks and use them as kernel weights for convolutions. By using masks in different orderings and stacking multiple autoregressive layers, our model can capture large receptive fields, and explore correlations in both the spatial and temporal dimensions in the input sequence.

As shown in Figure 3, we use two autoregressive networks (*i.e.*, ARN_1 and ARN_2) to learn the spatio-temporal dependencies in the input sequence. We use the masks with spatial and temporal orderings in these networks (see Figure 1). Each autoregressive network comprises three convolution operations. One convolution with an initial mask operates on the input, and the other two convolutions use undilated and dilated kernel masks, respectively. The kernel size for all three convolutions is 3×3 . The only difference between the two autoregressive networks ARN_1 and ARN_2 being that their masks correspond to different orderings.

The outputs of the two autoregressive networks are combined and fed to two fully connected layers and another convolution network. We apply fully connected networks to map the representations obtained by the conditioning submodule to determine the scale and bias parameters to initialize the conditioning for each step of the normalizing flows network. We use FC_1 for the actnorm networks and FC_2 for the invertible 1×1 convolutional networks. The networks CNN_1 and CNN_2 build the scale and bias parameters for the affine coupling layers in the normalizing flows. These networks include convolution operations without masking.

These autoregressive priors encode autoregressive characteristics of the input sequence for each normalizing flow layer by varying means and variances over the weights and biases connecting into the output units. Let the input and output of each layer of the normalizing flows be respectively denoted as α and β . We define the shape of each layer by $[h \times w \times c]$. The spatial and channel dimensions are then respectively denoted as $[h, w]$ and c .

In the *actnorm* layer, scale and bias parameters of each channel are used to perform an affine transformation of the activations on motion sequences. This operation is similar to batch normalization [60], which stabilizes the training of the network consisting of multiple flow operations. It is defined as:

$$\beta_{i,j} = s \odot \alpha_{i,j} + b. \quad (4)$$

Here (i, j) denotes the spatial indices into tensors α and β , operator \odot is the element-wise product, and s and b are two $1 \times c$ vector parameters denoting the scale and the bias. In our method, these two vectors are generated from the

output of FC_1 , *i.e.*, $s, b = FC_1(u)$, where u , the input to the fully connected network FC_1 , is obtained by:

$$\begin{aligned} c_1, c_2 &= \text{split}(ARN_1 \odot ARN_2) \\ c_1 &= c_1 - (\text{mean}(c_1)/\text{std}(c_1)) \\ c_3 &= c_1 * \text{sigmoid}(c_2) \\ u &= x + c_3, \end{aligned} \quad (5)$$

where $\text{split}()$ partitions a tensor into two equally sized chunks along the channel dimension. The second line in Eq.5 performs positional normalization [61] which is conducted based on positional statistics of mean and standard deviation to normalize the embeddings across the channel dimension. It enables masks to have a different number of ones at each spatial position.

The actnorm layer is followed by an *invertible* 1×1 convolutional layer which generalizes the permutation operation on the motion sequences. It allows learnable reordering of channels in the input layer by incorporating a permutation along the channel dimension. It is defined as:

$$\beta_{i,j} = W\alpha_{i,j}, \quad (6)$$

where W denotes a $c \times c$ weight matrix. We initialize this matrix by using the output of the FC_2 as $W = FC_2(u)$, where u is obtained similarly to the actnorm layer. Here, Eq.5 provides the input to the fully connected network FC_2 .

An *affine coupling* layer finally captures the correlations among spatial dimensions. It splits the input variables along the channel dimension into two halves, *i.e.*, α_1 and α_2 . It then adds a learned transformation of one half to the other half. More specifically, u which is obtained via Eq.5 is used in the convolutional network CNN_1 . The output of CNN_1 is concatenated to α_1 . This creates h which is used in CNN_2 to generate s , and b parameters for α_2 to build β_1 . The output of this layer is finally obtained by concatenating α_1 and β_1 . These operations are formulated as:

$$\begin{aligned} \alpha_1, \alpha_2 &= \text{split}(\alpha), \\ h &= \text{concat}(\alpha_1, CNN_1(u)), \\ s, b &= \text{cross}(CNN_2(h)), \\ \beta_1 &= s \odot \alpha_2 + b, \\ \beta &= \text{concat}(\alpha_1, \beta_1), \end{aligned} \quad (7)$$

where $\text{split}()$, $\text{cross}()$, and $\text{concat}()$ perform operations along the channel dimension. Similar to $\text{split}()$, $\text{cross}()$ partitions the tensor into two equally sized chunks, but the chunks are selected from even and odd indices separately. The size of the s and b vectors is the same as that of β_1 .

4.4 Dynamic Latent Space

We propose to model the temporal dependencies in the output sequence y by imposing constraints on the prior $p_\theta(z)$. We specifically define frame-wise latent variables and leverage their interconnections in an autoregressive fashion. The space of the latent variable z is hence divided into disjoint latent subspaces per time frame: $z = \{z_t\}_{t=1}^V$, where z_t denotes an invertible transformation of the corresponding frame $q^{(t)}$ of the output sequence y , *i.e.*, $q^{(t)} = g_\theta(z_t)$. The latent space is then factorized as:

$$p_\theta(z) = \Pi_{t=1}^V p_\theta(z_t | z_{1:t-1}), \quad (8)$$

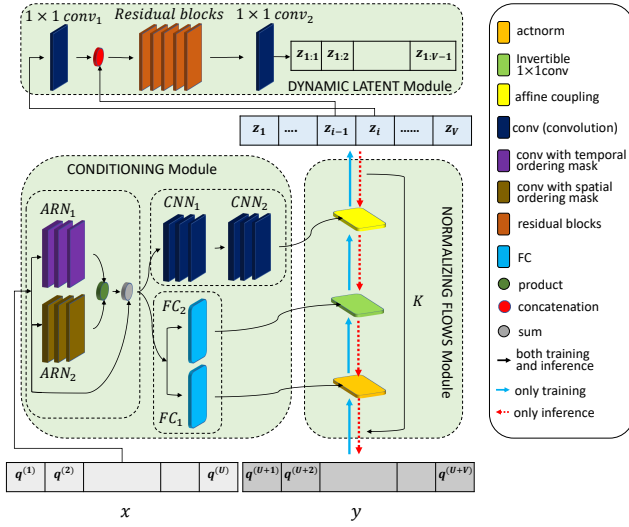


Fig. 3. MotionFlow architecture. ARN_1 and ARN_2 denote the first and second autoregressive networks with convolutions utilizing spatial and temporal masks. The conditioning module including ARN_1 , ARN_2 , CNN_1 , CNN_2 , FC_1 , and FC_2 provide weights and biases for the layers of normalizing flows. The latent space is factorized into time-dependent latent variables z_i which their dynamic correlations are extracted using a deep residual network.

where $z_{1:t-1} = \{z_1, \dots, z_{t-1}\}$ denotes the latent variables of all time steps prior to the t -th step. We let each $p_\theta(z_t | z_{1:t-1})$ be a conditionally factorized Gaussian density:

$$p_\theta(z_t | z_{1:t-1}) = \mathcal{N}(z_t; \mu_t, \sigma_t) \quad (9)$$

where $(\mu_t, \log \sigma_t) = NN_\theta(z_{1:t-1})$, is a deep residual network [35], [62], which maps $z_{<t}$ to $(\mu_t, \log \sigma_t)$.

Let h_t be the tensor representing z_t after the affine coupling layer. We apply a 1×1 convolution over h_t and concatenate this across channels to each latent variable from the previous timestep as:

$$\begin{aligned} h_t &= \text{conv}_1(h_t) \\ u_t &= \text{concat}(h_{t-1}, h_t) \end{aligned} \quad (10)$$

We then transform it into $(\mu_t, \log \sigma_t)$ via a stack of residual blocks. Each 3D residual block includes three layers. The kernel size for the first and third layers is $(2 \times 3 \times 3)$. The second layer uses a Gated Activation Unit [63] with two $1 \times 1 \times 1$ convolutions. We use a Gaussian distribution to initialize the first and second layer, while zero initialization is applied to the third layer. This is mainly performed for a stable optimization. Each residual block is duplicated with different dilation rates from $\{1, 2, 4\}$. The input and output of every block are then added together. We finally apply another 1×1 convolution on the output of the residual blocks sequence and achieve $(\Delta z_t, \log \sigma_t)$ as:

$$\begin{aligned} u_t &= \text{res}(u_t) \\ \Delta z_t, \log \sigma_t &= \text{conv}_2(u_t) \end{aligned} \quad (11)$$

where $\text{res}()$ denotes the sequence of residual blocks. Eventually, Δz_t is added to h_{t-1} (the tensor representing z_{t-1}) to generate μ_t as:

$$\mu_t = \Delta z_t + h_{t-1}. \quad (12)$$

The network can therefore learn the changes in the latent variables for each time step. Once trained, our proposed model is capable of learning high-dimensional outputs with temporal and spatial interactions to predict future dynamics.

4.5 Inference

At inference time, we aim to predict the best output y^* for a given x . This can be formulated as $y^* = \arg\max_y p(y|x)$. The transformation function is first calculated using a given x . The latent variable z can then be modeled from $p_Z(z)$ and propagated to obtain the corresponding output y . This procedure can be formulated as:

$$\begin{aligned} z &\sim p_Z(z) \\ y &= g_{x,\phi}(z) \end{aligned} \quad (13)$$

where $g_{x,\phi} = f_{x,\phi}^{-1}$ denotes the inverse function.

We can use gradient-based optimization techniques such as gradient descent to optimize y . Once the model parameters are learned, output y is predicted from an input x by following the generative process of the model:

$$y^* = \arg\max_y p_\theta(y|x, z^*). \quad (14)$$

5 EXPERIMENTS

We evaluate the quantitative and qualitative aspects of the proposed method on both synthetic and realistic data on different tasks, including trajectory prediction, motion prediction, times series forecasting, and binary segmentation using structured prediction.

We experiment with a simulated data on a trajectory forecasting task in interacting systems. We then study the ability of our MotionFlow in motion prediction task on the CMU motion capture (CMU Mocap) ² dataset [64]. As another task, we test our method on time series forecasting on 6 different datasets. Finally, we evaluate our MotionFlow on the binary segmentation task using structured prediction on the horse image dataset [65]. We have found that MotionFlow achieves state-of-the-art performance by leveraging the stochastic predictions of normalizing flow with the deterministic constraints of the latent space conditionals. We also present ablation experiments on the key components of our model to quantify their impact.

5.1 Implementation Details

All models are trained using Adam optimizer [66] with learning rate 0.0001, weight decay 0.0005, $\beta_1 = 0.9$, and $\beta_2 = 0.999$. For all qualitative experiments and quantitative comparisons with the baseline methods, we use a batch size of 32, and train the network with early stopping condition on a single NVIDIA TITAN RTX GPU. We implement our models using PyTorch and make the code publicly available ³ to reproduce the results.

We have listed the network parameters and the details of our MotionFlow in Table 1. The term y_{ch} denotes the first dimension of the output, which varies depending on the experiment. In the motion prediction task, for example, it equals 24. Also, we set $K = 8$ for all experiments.

2. <http://mocap.cs.cmu.edu/>

3. <https://github.com/MohsenZand/MotionFlow>

TABLE 1
Network parameters of the MotionFlow architecture.

| | Type | Kernel | Channel | Masked | Kernel type |
|---------------------|---------|--------------|---------------------|--------|-------------|
| ARN_1 and ARN_2 | Conv 2d | 3×3 | 32 | ✓ | initial |
| | Conv 2d | 3×3 | 16 | ✓ | undilated |
| | Conv 2d | 3×3 | 4 | ✓ | dilated |
| FC_1 | Linear | - | 64 | - | - |
| | Linear | - | 64 | - | - |
| | Linear | - | $(2 \times y_{ch})$ | - | - |
| FC_2 | Linear | - | 64 | - | - |
| | Linear | - | 64 | - | - |
| | Linear | - | $(y_{ch})^2$ | - | - |
| CNN_1 | Conv 2d | 3×3 | 8 | - | - |
| | Conv 2d | 3×3 | $y_{ch}/2$ | - | - |
| | Conv 2d | 3×3 | $y_{ch}/4$ | - | - |
| CNN_2 | Conv 2d | 3×3 | 128 | - | - |
| | Conv 2d | 1×1 | 128 | - | - |
| | Conv 2d | 3×3 | y_{ch} | - | - |
| $1 \times 1conv_1$ | Conv 2d | 1×1 | y_{ch} | - | - |
| Residual block | Conv 2d | 3×3 | 512 | - | - |
| | Conv 2d | 1×1 | 512 | - | - |
| | Conv 2d | 3×3 | $(2 \times y_{ch})$ | - | - |
| $1 \times 1conv_2$ | Conv 2d | 1×1 | $(2 \times y_{ch})$ | - | - |

TABLE 2
Mean squared error (MSE) in predicting future trajectories for simulations with 3 interacting objects.

| Method | prediction steps | | |
|-----------------|------------------|----------------|----------------|
| | 1 | 15 | 25 |
| NRI [8] | 1.99e-5 | 1.50e-3 | 3.93e-3 |
| DNRI [53] | 1.77e-5 | 3.48e-4 | 5.36e-4 |
| MemDNRI [4] | 1.26e-5 | 2.98e-4 | 4.56e-4 |
| NRI-NSI [52] | 1.15e-5 | 3.20e-4 | 4.56e-4 |
| MotionFlow [67] | 1.55e-5 | 2.88e-4 | 4.32e-4 |

5.2 Synthetic Simulations

We evaluate our model on a synthetic dataset consisting of moving particles with dynamic relations. Following [4], [8], [53], we construct a system with trajectories of three particles. Two particles move with a fixed velocity, while the third is given a random velocity. It is pushed away by the other two particles whenever the distance between them is less than one. Furthermore, the interactions between the particles change dynamically based on their distances.

Results are reported in Table 2. We compare the trajectory prediction mean squared error (MSE) with NRI (neural relational inference) [8], DNRI (dynamic neural relational inference) [53], MemDNRI (memory-augmented dynamic neural relational inference) [4], and NRI-NSI (neural relational inference with node-specific information) [52]. All models are provided with the first 10 frames as inputs, and the remaining 25 frames are predicted. The results show that MotionFlow achieves the best performance, with the lowest MSE, at the intermediate 15 and the final 25 steps. While the other methods try to identify the relations between interacting objects in an unsupervised manner, in contrast our method uses a supervised model for predicting dynamic relations through trajectory prediction without explicitly estimating the relations. NRI, for example, treats interactions as latent variables in a variational auto-encoder (VAE) [68] and uses inferred relations types on a graph to predict the future trajectories. It is however limited to static relations across the observed trajectory. Other methods use different

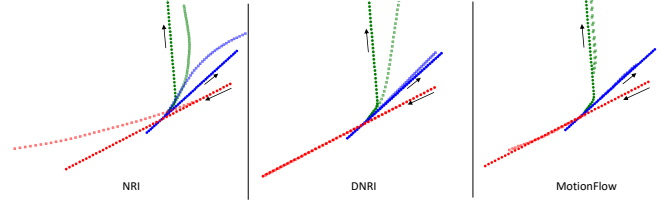


Fig. 4. Visualization of the dynamic trajectories on the simulation data. The solid circles denote the ground truth, and the semi-transparent squares indicate the predicted locations. Two particles with red and blue colors move with a fixed velocity, while the particle in green is given a random velocity and pushed away by the other two particles when they are close to each other. The movement direction is shown by black arrows.

strategies to leverage the time-dependent relation, such as using LSTM in DNRI. Our method however conditionally generates trajectories by assessing the input as a whole and updates the input at each time step. In Figure 4, we illustrate one example of the prediction results, where our method is able to accurately estimate the trajectories of all three particles, compared to NRI and DNRI.

5.3 CMU Mocap

CMU motion capture (CMU Mocap) [64] is a challenging dataset containing 8 action categories performed by 144 subjects. Each pose is represented by 38 body joints, among which we preserve 24 joints in our experiments.

As opposed to existing methods which extract a fixed-length sequence of frames from each longer dataset sequence, we utilize a sliding window strategy over the sequences. We extract sequences with the length of 3 seconds (150 frames with FPS = 50). The stride is also selected as 10 frames. Our data generator then creates a 2-second window from a random frame in the 3-second sequence. The first second is used as the input sequence, and we predict the following 1-second sequence.

We use seq2seq [2], TrajDep (trajectory dependencies) [69], and MSR-GCN (multi-scale residual graph convo-

TABLE 3

Prediction results over two activities of 'basketball' and 'walking' on CMU Mocap dataset. The results are reported in terms of Mean Per Joint Position Error (MPJPE) in millimeter. The best performance is highlighted in bold. Our method achieves the best performance in most time horizons for both activities.

| Method | Basketball | | | | | Walking | | | | |
|-------------------|--------------|--------------|--------------|--------------|--------------|-------------|--------------|--------------|--------------|--------------|
| | 80 | 160 | 320 | 400 | 1000 | 80 | 160 | 320 | 400 | 1000 |
| Seq2seq [2] | 15.45 | 26.88 | 43.51 | 49.23 | 72.83 | 44.35 | 76.66 | 126.83 | 151.43 | 194.33 |
| TrajDep [69] | 11.68 | 21.26 | 40.99 | 50.78 | 97.99 | 6.62 | 10.74 | 17.40 | 20.35 | 34.41 |
| MSR-GCN [70] | 10.28 | 18.94 | 37.68 | 47.03 | 86.96 | 6.31 | 10.30 | 17.64 | 21.12 | 39.70 |
| Ours (MotionFlow) | 11.22 | 18.35 | 38.57 | 45.64 | 84.27 | 6.52 | 10.15 | 16.28 | 20.05 | 34.11 |

TABLE 4

Details of datasets used in time series forecasting experiment

| Dataset | Dimension | Total time steps | Prediction length |
|-------------|-----------|------------------|-------------------|
| EXCHANGE | 8 | 6,071 | 30 |
| SOLAR | 137 | 7,009 | 24 |
| ELECTRICITY | 370 | 5,790 | 24 |
| TRAFFIC | 963 | 10,413 | 24 |
| TAXI | 1,214 | 1,488 | 24 |
| WIKIPEDIA | 2,000 | 792 | 30 |

lution networks) [70] for comparison. The prediction results are shown in Table 3 in terms of Mean Per Joint Position Error (MPJPE) in millimeter which is the most widely used evaluation metric for motion prediction [69], [70]. It can be seen that MotionFlow achieves the best performance in most time horizons. Other methods such as MSRGCN model the human motion deterministically, which are regressed to the mean pose and generate artifacts. The lack of motion diversity also leads to repetitive patterns in predicted motions. For a realistic motion prediction, however, the model should balance the deterministic and stochastic temporal representations. It should also be noted that these methods are specially designed for motion prediction and use human skeleton features (such as decomposing the human pose to a series of poses from fine to coarse scale, by grouping closer joints together and replacing the group with a single joint, which is performed by MSR-GCN) whereas our method generalizes the spatio-temporal prediction tasks. In Figure 5, we illustrate some results for both short-term and long-term motion prediction.

5.4 Time Series Forecasting

For the time series forecasting task, we used 6 different datasets including Exchange [71], Solar [71], Electricity ⁴, Traffic ⁵, Taxi ⁶, and Wikipedia ⁷. We process all datasets in the same way as [43], [72]. The details of all datasets are shown in Table 4.

We compare our method with the models from [72] and [43]. They include different architectures, distributions, and transformations with low-rank Gaussian Copula Process [72] and autoregressive conditioned normalizing flows [43]. Vec-LSTM ind-scaling is a single LSTM with independent distribution and mean scaling transformation.

4. <https://archive.ics.uci.edu/ml/datasets/ElectricityLoadDiagrams20112014>

5. <https://archive.ics.uci.edu/ml/datasets/PEMS-SF>

6. <https://www1.nyc.gov/site/tlc/about/tlc-trip-record-data.page>

7. https://github.com/mbohlkeschneider/gluon-ts/tree/mv_release/datasets

Vec-LSTM lowrank-Copula is based on the same LSTM architecture but low-rank normal distribution with copula transformation are used [72]. In GP model, a Gaussian process model is parametrized by unrolling the LSTM on each dimension prior to the joint distribution reconstruction. GP Copula uses a GP model with copula transformation. In [43], LSTM is used with two normalizing flows Real NVP or MAF (denoted as LSTM Real-NVP and LSTM MAF in Table 5), where multiple layers of a conditional flow module (Real NVP or MAF) are stacked together with the RNN. MAF is also used with a self-attention mechanism in Transformer MAF model.

In Table 5, we show the comparison results in terms of MSE (mean squared error) over all time series dimensions and over the entire predicted sequence. Our model achieves the best or the second-best performance on all datasets. The accuracy of our model is mostly due to capturing dependencies between all variables over time. The flexibility of normalizing flows, which can adapt to a wide range of high-dimensional data distributions and their robustness are beneficial in time series forecasting. This can be seen in [43], the other normalizing flows-based method that has been applied to time series analysis. Our spatio-temporal feature representation and dynamic latent space are however more suited to handle dynamic interactions.

5.5 Binary Segmentation

To characterize the generality of our method, we have experimented on a binary segmentation task, which includes an element of structured prediction, without any time-dependencies. We use the Weizmann Horse image dataset [65] which is a common dataset for binary image segmentation and structured prediction evaluation. It consists of 328 images of horses and their binary segmentation masks. Following the experimental protocols of [25], we split the dataset and report the results on the test set. We also resize the images and masks to be 32×32 pixels and duplicate masks three times to generate 3-channels deep. We compare our method with a baseline FCN (fully convolutional network), and structured prediction algorithms of DVN (deep value networks) [73], c-Glow (conditional Glow) [25], and ALEN (adversarial localized energy network) [74] in terms of IoU (intersection over union).

To avoid the local optima due to the multi-modality and non-convexity of the density distribution in the structured prediction task and to converge faster, we follow a sample-based approximate strategy for inference [25]. A set of samples drawn from $p_Z(z)$ are defined as $\{z_1, \dots, z_S\}$.

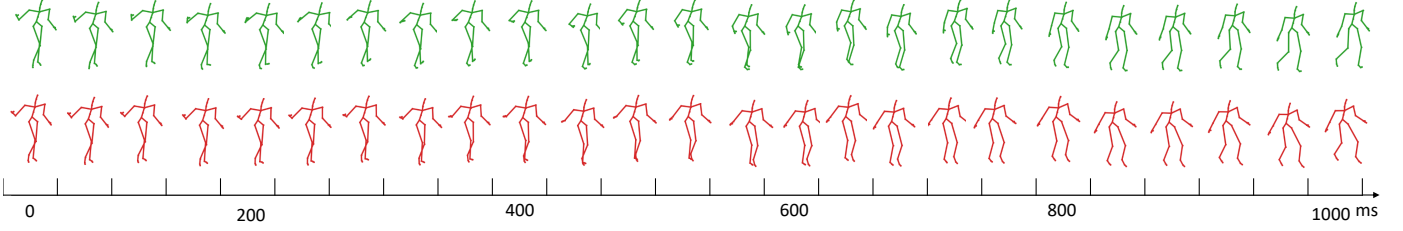


Fig. 5. Qualitative analysis of short-term and long-term predictions on a sample 'basketball' sequence. The ground-truth and predictions are illustrated by green and red color, respectively. The results demonstrate that MotionFlow predicts both short-term and long-term high-quality motions.

TABLE 5
Comparison results in terms of MSE (lower is better) on the test sets of different time series datasets

| Method | Datasets | | | | | |
|-------------------------|----------------------|-------------------|-------------------|----------------------|-------------------|-------------------|
| | Exchange | Solar | Electricity | Traffic | Taxi | Wikipedia |
| Vec-LSTM ind-scaling | 1.6×10^{-4} | 9.3×10^2 | 2.1×10^5 | 6.3×10^{-4} | 7.3×10^1 | 7.2×10^7 |
| Vec-LSTM lowrank-Copula | 1.9×10^{-4} | 2.9×10^3 | 5.5×10^6 | 1.5×10^{-3} | 5.1×10^1 | 3.8×10^7 |
| GP Copula | 1.7×10^{-4} | 9.8×10^2 | 2.4×10^5 | 6.9×10^{-4} | 3.1×10^1 | 4.0×10^7 |
| LSTM Real-NVP | 2.4×10^{-4} | 9.1×10^2 | 2.5×10^5 | 6.9×10^{-4} | 2.6×10^1 | 4.7×10^7 |
| LSTM MAF | 3.8×10^{-4} | 9.8×10^2 | 1.8×10^5 | 4.9×10^{-4} | 2.4×10^1 | 3.8×10^7 |
| Transformer MAF | 3.4×10^{-4} | 9.3×10^2 | 2.0×10^5 | 5.0×10^{-4} | 4.5×10^1 | 3.1×10^7 |
| MotionFlow | 1.7×10^{-4} | 9.0×10^2 | 1.6×10^5 | 4.9×10^{-4} | 2.3×10^1 | 3.5×10^7 |

TABLE 6
Segmentation results on Weizmann horses test dataset. The input size for all models is 32×32 pixels.

| Method | Mean IoU (%) |
|----------------|--------------|
| FCN (baseline) | 78.7 |
| DVN [73] | 84.0 |
| c-Glow [25] | 81.2 |
| ALEN [74] | 85.4 |
| MotionFlow | 89.2 |




Fig. 6. Segmentation results of MotionFlow on Weizmann horses test samples.

The output can then be estimated by averaging over these variables:

$$y^* \approx \frac{1}{S} \sum_{i=1}^S g_{x,\phi}(z_i), \quad (15)$$

where we empirically set the number of samples to 10.

As shown in Table 6, our method achieves the highest IoU among the comparison methods with a large margin of 3.8% to the second-best algorithm. c-Glow which is a conditional generative model based on the Glow architecture outperforms the feed-forward deep model of FCN. DVN and ALEN are deep energy-based models which use energy functions to capture the dependencies among output labels. We observe that ALEN with an adversarial learning framework outperforms DVN. Our method however shows stronger segmentation results since it generates more accurate conditional samples. Some qualitative results are shown in Figure 6, where we observe the capability of MotionFlow in generating high-quality predictions. It satisfactorily works on the low resolution images of 32×32 pixels, where small details such as the legs are often obscured in the RGB images.

5.6 Ablation Studies

To evaluate the contribution of different aspects of the proposed method, we conduct ablation studies on the motion prediction task, which is challenging as it includes both

high dimensional spatial and temporal features. We use the CMU dataset, and have selected 'walking' as a representative action in our experiment. In particular, we study the impact of (A) spatio-temporal conditioning using masked convolutions, (B) temporal skip connections in the latent space, and (C) residual network.

(A) Spatio-temporal conditioning provides the scale and bias parameters to initialize the conditioning for each step of the normalizing flows network. We replace the masked convolutions with two convolutional layers, each consisting of a 2D convolution with kernel size 3×3 and a channel size of 256. The results are shown in the first row in Table 7. Comparing the first and fourth rows of the table indicates that spatial-temporal conditioning has the second largest impact of any single component.

(B) Temporal connections in the latent space models the temporal dependencies in the output sequence in the latent space. We turn the prior factorization back to the standard prior z . As a result, (c) is inevitably not further required in this experiment. In Table 7, this is depicted in the second row, where only A is checked. Comparing the second and fourth rows of the table shows that temporal connections has the largest impact on performance of any single component.

(c) A residual network is utilized to extract the inter-

TABLE 7

Ablation results over 'basketball' and 'walking' actions on CMU Mocap dataset. The results are reported in terms of Mean Per Joint Position Error (MPJPE) in millimeter. The best performance is highlighted in bold. A, B, and C denote masked convolutions, dynamic latent space, and residual networks, respectively. A letter is checked if its corresponding component is used in our architecture.

| A | B | C | Basketball | | | | | Walking | | | | |
|---|---|---|------------|-------|-------|-------|--------|---------|-------|-------|-------|--------|
| | | | 80 | 160 | 320 | 400 | 1000 | 80 | 160 | 320 | 400 | 1000 |
| ✗ | ✓ | ✓ | 13.68 | 23.26 | 48.99 | 55.78 | 104.33 | 10.45 | 19.92 | 37.17 | 61.73 | 113.69 |
| ✓ | ✗ | ✗ | 15.45 | 26.88 | 48.51 | 57.23 | 110.17 | 12.26 | 25.83 | 38.45 | 65.63 | 121.58 |
| ✓ | ✓ | ✗ | 12.85 | 20.62 | 41.18 | 46.95 | 88.37 | 10.65 | 13.24 | 23.31 | 36.70 | 72.69 |
| ✓ | ✓ | ✓ | 11.22 | 18.35 | 38.57 | 45.64 | 84.27 | 6.52 | 10.15 | 16.28 | 20.05 | 34.11 |

dependencies between time-dependent latent variables. As shown in Table 7, the impact of this network is much lower than the other two parts.

6 CONCLUSION

We propose MotionFlow as a novel normalizing flows approach that autoregressively conditions the output distributions on the spatio-temporal input features. We apply our method to different tasks, including trajectory prediction, motion prediction, time series forecasting, and semantic segmentation. We find that MotionFlow falls within the category of state-of-the-art approaches while keeping the advantages of probability and sampling by leveraging both stochastic and deterministic representations.

We believe that both deterministic and stochastic hidden representations are required to enable more trustworthy long-term predictions in comparison to fully stochastic or fully deterministic approaches. In future work, we intend to explore this relationship for more sophisticated tasks, such as video prediction.

REFERENCES

- [1] L.-Y. Gui, Y.-X. Wang, X. Liang, and J. M. Moura, "Adversarial geometry-aware human motion prediction," in *Proceedings of the European Conference on Computer Vision (ECCV)*, 2018, pp. 786–803.
- [2] J. Martinez, M. J. Black, and J. Romero, "On human motion prediction using recurrent neural networks," in *Proceedings of the IEEE Conference on Computer Vision and Pattern Recognition*, 2017, pp. 2891–2900.
- [3] Z. Liu, S. Wu, S. Jin, Q. Liu, S. Lu, R. Zimmermann, and L. Cheng, "Towards natural and accurate future motion prediction of humans and animals," in *Proceedings of the IEEE Conference on Computer Vision and Pattern Recognition*, 2019, pp. 10004–10012.
- [4] D. Gong, F. Z. Zhang, J. Q. Shi, and A. van den Hengel, "Memory-augmented dynamic neural relational inference," in *Proceedings of the IEEE/CVF International Conference on Computer Vision*, 2021, pp. 11 843–11 852.
- [5] G. W. Taylor and G. E. Hinton, "Factored conditional restricted boltzmann machines for modeling motion style," in *Proceedings of the 26th annual international conference on machine learning*, 2009, pp. 1025–1032.
- [6] A. M. Lehrmann, P. V. Gehler, and S. Nowozin, "Efficient nonlinear markov models for human motion," in *Proceedings of the IEEE Conference on Computer Vision and Pattern Recognition*, 2014, pp. 1314–1321.
- [7] K. Fragkiadaki, S. Levine, P. Felsen, and J. Malik, "Recurrent network models for human dynamics," in *Proceedings of the IEEE international conference on computer vision*, 2015, pp. 4346–4354.
- [8] T. Kipf, E. Fetaya, K.-C. Wang, M. Welling, and R. Zemel, "Neural relational inference for interacting systems," in *International Conference on Machine Learning*. PMLR, 2018, pp. 2688–2697.
- [9] M. Li, S. Chen, Z. Liu, Z. Zhang, L. Xie, Q. Tian, and Y. Zhang, "Skeleton graph scattering networks for 3d skeleton-based human motion prediction," in *Proceedings of the IEEE/CVF International Conference on Computer Vision*, 2021, pp. 854–864.
- [10] E. Barsoum, J. Kender, and Z. Liu, "Hpgan: Probabilistic 3d human motion prediction via gan. 2018 ieee," in *CVF Conference on Computer Vision and Pattern Recognition Workshops (CVPRW)*, 2017, pp. 1499–149909.
- [11] J. N. Kundu, M. Gor, and R. V. Babu, "Bihmp-gan: Bidirectional 3d human motion prediction gan," in *Proceedings of the AAAI conference on artificial intelligence*, vol. 33, no. 01, 2019, pp. 8553–8560.
- [12] S. Aliakbarian, F. S. Saleh, M. Salzmann, L. Petersson, and S. Gould, "A stochastic conditioning scheme for diverse human motion prediction," in *Proceedings of the IEEE/CVF Conference on Computer Vision and Pattern Recognition*, 2020, pp. 5223–5232.
- [13] X. Yan, A. Rastogi, R. Villegas, K. Sunkavalli, E. Shechtman, S. Hadap, E. Yumer, and H. Lee, "Mt-vae: Learning motion transformations to generate multimodal human dynamics," in *Proceedings of the European Conference on Computer Vision (ECCV)*, 2018, pp. 265–281.
- [14] I. Kobyzev, S. Prince, and M. Brubaker, "Normalizing flows: An introduction and review of current methods," *IEEE Transactions on Pattern Analysis and Machine Intelligence*, 2020.
- [15] G. Papamakarios, T. Pavlakou, and I. Murray, "Masked autoregressive flow for density estimation," *arXiv preprint arXiv:1705.07057*, 2017.
- [16] J. Y.-H. Ng, J. Choi, J. Neumann, and L. S. Davis, "Actionflownet: Learning motion representation for action recognition," in *2018 IEEE Winter Conference on Applications of Computer Vision (WACV)*. IEEE, 2018, pp. 1616–1624.
- [17] D. P. Kingma and P. Dhariwal, "Glow: Generative flow with invertible 1x1 convolutions," in *Advances in neural information processing systems*, 2018, pp. 10215–10224.
- [18] J. Ho, X. Chen, A. Srinivas, Y. Duan, and P. Abbeel, "Flow++: Improving flow-based generative models with variational de-quantization and architecture design," in *International Conference on Machine Learning*. PMLR, 2019, pp. 2722–2730.
- [19] D. P. Kingma, T. Salimans, R. Jozefowicz, X. Chen, I. Sutskever, and M. Welling, "Improving variational inference with inverse autoregressive flow," *arXiv preprint arXiv:1606.04934*, 2016.
- [20] Z. Ziegler and A. Rush, "Latent normalizing flows for discrete sequences," in *International Conference on Machine Learning*. PMLR, 2019, pp. 7673–7682.
- [21] S. Nowozin and C. H. Lampert, *Structured learning and prediction in computer vision*. Now publishers Inc, 2011, vol. 6, no. 3-4.
- [22] D. Belanger and A. McCallum, "Structured prediction energy networks," in *International Conference on Machine Learning*, 2016, pp. 983–992.
- [23] L. Tu and K. Gimpel, "Learning approximate inference networks for structured prediction," *arXiv preprint arXiv:1803.03376*, 2018.
- [24] C. Graber, O. Meshi, and A. Schwing, "Deep structured prediction with nonlinear output transformations," *Advances in Neural Information Processing Systems*, vol. 31, pp. 6320–6331, 2018.
- [25] Y. Lu and B. Huang, "Structured output learning with conditional generative flows," in *AAAI*, 2020, pp. 5005–5012.
- [26] C. Sutton and A. McCallum, "An introduction to conditional random fields for relational learning," *Introduction to statistical relational learning*, vol. 2, pp. 93–128, 2006.
- [27] I. Tschantzaris, T. Hofmann, T. Joachims, and Y. Altun, "Support vector machine learning for interdependent and structured output spaces," in *Proceedings of the twenty-first international conference on Machine learning*, 2004, p. 104.
- [28] M. Collins, "Discriminative training methods for hidden markov models: Theory and experiments with perceptron algorithms," in *Proceedings of the 2002 conference on empirical methods in natural language processing (EMNLP 2002)*, 2002, pp. 1–8.

- [29] C. Graber and A. Schwing, "Graph structured prediction energy networks," *arXiv preprint arXiv:1910.14670*, 2019.
- [30] V. Niculae, A. F. Martins, M. Blondel, and C. Cardie, "Sparsemmap: Differentiable sparse structured inference," *arXiv preprint arXiv:1802.04223*, 2018.
- [31] T. Hazan and R. Urtasun, "A primal-dual message-passing algorithm for approximated large scale structured prediction," in *Advances in neural information processing systems*, 2010, pp. 838–846.
- [32] E. Aksan, M. Kaufmann, and O. Hilliges, "Structured prediction helps 3d human motion modelling," in *Proceedings of the IEEE International Conference on Computer Vision*, 2019, pp. 7144–7153.
- [33] A. Atanov, A. Volokhova, A. Ashukha, I. Sosnovik, and D. Vetrov, "Semi-conditional normalizing flows for semi-supervised learning," *arXiv preprint arXiv:1905.00505*, 2019.
- [34] E. Hogeboom, R. Van Den Berg, and M. Welling, "Emerging convolutions for generative normalizing flows," in *International Conference on Machine Learning*, 2019, pp. 2771–2780.
- [35] M. Kumar, M. Babaeizadeh, D. Erhan, C. Finn, S. Levine, L. Dinh, and D. Kingma, "Videoflow: A flow-based generative model for video," *ArXiv*, vol. abs/1903.01434, 2019.
- [36] L. Dinh, D. Krueger, and Y. Bengio, "Nice: Non-linear independent components estimation," *arXiv preprint arXiv:1410.8516*, 2014.
- [37] D. Rezende and S. Mohamed, "Variational inference with normalizing flows," in *International Conference on Machine Learning*. PMLR, 2015, pp. 1530–1538.
- [38] A. Abdelhamed, M. A. Brubaker, and M. S. Brown, "Noise flow: Noise modeling with conditional normalizing flows," in *Proceedings of the IEEE/CVF International Conference on Computer Vision*, 2019, pp. 3165–3173.
- [39] L. Dinh, J. Sohl-Dickstein, and S. Bengio, "Density estimation using real nvp," *arXiv preprint arXiv:1605.08803*, 2016.
- [40] Y. Yuan and K. Kitani, "Dlow: Diversifying latent flows for diverse human motion prediction," in *European Conference on Computer Vision*. Springer, 2020, pp. 346–364.
- [41] D. P. Kingma, T. Salimans, R. Jozefowicz, X. Chen, I. Sutskever, and M. Welling, "Improved variational inference with inverse autoregressive flow," *Advances in neural information processing systems*, vol. 29, 2016.
- [42] J. Oliva, A. Dubey, M. Zaheer, B. Póczos, R. Salakhutdinov, E. Xing, and J. Schneider, "Transformation autoregressive networks," in *International Conference on Machine Learning*. PMLR, 2018, pp. 3898–3907.
- [43] K. Rasul, A.-S. Sheikh, I. Schuster, U. Bergmann, and R. Vollgraf, "Multivariate probabilistic time series forecasting via conditioned normalizing flows," *arXiv preprint arXiv:2002.06103*, 2020.
- [44] X. Ma, X. Kong, S. Zhang, and E. Hovy, "Macow: Masked convolutional generative flow," *arXiv preprint arXiv:1902.04208*, 2019.
- [45] G. Papamakarios, E. Nalisnick, D. J. Rezende, S. Mohamed, and B. Lakshminarayanan, "Normalizing flows for probabilistic modeling and inference," *Journal of Machine Learning Research*, vol. 22, no. 57, pp. 1–64, 2021.
- [46] A. Van Oord, N. Kalchbrenner, and K. Kavukcuoglu, "Pixel recurrent neural networks," in *International Conference on Machine Learning*. PMLR, 2016, pp. 1747–1756.
- [47] A. Jain, P. Abbeel, and D. Pathak, "Locally masked convolution for autoregressive models," in *Conference on Uncertainty in Artificial Intelligence*. PMLR, 2020, pp. 1358–1367.
- [48] S. Hochreiter and J. Schmidhuber, "Long short-term memory," *Neural computation*, vol. 9, no. 8, pp. 1735–1780, 1997.
- [49] D. Bahdanau, K. Cho, and Y. Bengio, "Neural machine translation by jointly learning to align and translate," *arXiv preprint arXiv:1409.0473*, 2014.
- [50] K. Cho, B. Van Merriënboer, C. Gulcehre, D. Bahdanau, F. Bougares, H. Schwenk, and Y. Bengio, "Learning phrase representations using rnn encoder-decoder for statistical machine translation," *arXiv preprint arXiv:1406.1078*, 2014.
- [51] A. v. d. Oord, N. Kalchbrenner, O. Vinyals, L. Espeholt, A. Graves, and K. Kavukcuoglu, "Conditional image generation with pixelcnn decoders," *arXiv preprint arXiv:1606.05328*, 2016.
- [52] E. BaniJamali, "Neural relational inference with node-specific information," in *International Conference on Learning Representations*, 2021.
- [53] C. Graber and A. Schwing, "Dynamic neural relational inference for forecasting trajectories," in *Proceedings of the IEEE/CVF Conference on Computer Vision and Pattern Recognition Workshops*, 2020, pp. 1018–1019.
- [54] H. Wang, S. Li, S. Su, Z. Qin, and X. Li, "Rdi-net: Relational dynamic inference networks," in *Proceedings of the IEEE/CVF International Conference on Computer Vision*, 2021, pp. 4621–4630.
- [55] C. Winkler, D. Worrall, E. Hogeboom, and M. Welling, "Learning likelihoods with conditional normalizing flows," *arXiv preprint arXiv:1912.00042*, 2019.
- [56] B. L. Trippe and R. E. Turner, "Conditional density estimation with bayesian normalising flows," *arXiv preprint arXiv:1802.04908*, 2018.
- [57] A. Wehenkel and G. Louppe, "Graphical normalizing flows," in *International Conference on Artificial Intelligence and Statistics*. PMLR, 2021, pp. 37–45.
- [58] C.-W. Huang, D. Krueger, A. Lacoste, and A. Courville, "Neural autoregressive flows," in *International Conference on Machine Learning*. PMLR, 2018, pp. 2078–2087.
- [59] C. Durkan, A. Bekasov, I. Murray, and G. Papamakarios, "Neural spline flows," *Advances in neural information processing systems*, vol. 32, 2019.
- [60] S. Ioffe and C. Szegedy, "Batch normalization: Accelerating deep network training by reducing internal covariate shift," in *International conference on machine learning*. PMLR, 2015, pp. 448–456.
- [61] B. Li, F. Wu, K. Q. Weinberger, and S. Belongie, "Positional normalization," in *Proceedings of the 33rd International Conference on Neural Information Processing Systems*, 2019, pp. 1622–1634.
- [62] K. He, X. Zhang, S. Ren, and J. Sun, "Deep residual learning for image recognition," in *Proceedings of the IEEE conference on computer vision and pattern recognition*, 2016, pp. 770–778.
- [63] A. Van den Oord, N. Kalchbrenner, L. Espeholt, O. Vinyals, A. Graves *et al.*, "Conditional image generation with pixelcnn decoders," *Advances in neural information processing systems*, vol. 29, 2016.
- [64] F. De la Torre, J. Hodgins, A. Bargteil, X. Martin, J. Macey, A. Colado, and P. Beltran, "Guide to the carnegie mellon university multimodal activity (cmu-mmact) database," 2009.
- [65] E. Borenstein and S. Ullman, "Class-specific, top-down segmentation," in *European conference on computer vision*. Springer, 2002, pp. 109–122.
- [66] D. P. Kingma and J. Ba, "Adam: A method for stochastic optimization," *arXiv preprint arXiv:1412.6980*, 2014.
- [67] F. Zheng, L. Wang, S. Zhou, W. Tang, Z. Niu, N. Zheng, and G. Hua, "Unlimited neighborhood interaction for heterogeneous trajectory prediction," in *Proceedings of the IEEE/CVF International Conference on Computer Vision*, 2021, pp. 13 168–13 177.
- [68] M. Welling and D. Kingma, "Auto-encoding variational bayes," in *Proceedings of the International Conference on Learning Representations (ICLR)*. 2014, 2013.
- [69] W. Mao, M. Liu, M. Salzmann, and H. Li, "Learning trajectory dependencies for human motion prediction," in *Proceedings of the IEEE/CVF International Conference on Computer Vision*, 2019, pp. 9489–9497.
- [70] L. Dang, Y. Nie, C. Long, Q. Zhang, and G. Li, "Msr-gcn: Multi-scale residual graph convolution networks for human motion prediction," in *Proceedings of the IEEE/CVF International Conference on Computer Vision*, 2021, pp. 11 467–11 476.
- [71] G. Lai, W.-C. Chang, Y. Yang, and H. Liu, "Modeling long-and short-term temporal patterns with deep neural networks," in *The 41st International ACM SIGIR Conference on Research & Development in Information Retrieval*, 2018, pp. 95–104.
- [72] D. Salinas, M. Bohlke-Schneider, L. Callot, R. Medico, and J. Gasthaus, "High-dimensional multivariate forecasting with low-rank gaussian copula processes," *Advances in neural information processing systems*, vol. 32, 2019.
- [73] M. Gygli, M. Norouzi, and A. Angelova, "Deep value networks learn to evaluate and iteratively refine structured outputs," in *International Conference on Machine Learning*. PMLR, 2017, pp. 1341–1351.
- [74] P. Pan, P. Liu, Y. Yan, T. Yang, and Y. Yang, "Adversarial localized energy network for structured prediction," in *Proceedings of the AAAI Conference on Artificial Intelligence*, vol. 34, no. 04, 2020, pp. 5347–5354.