

Strong Fulde-Ferrell Larkin-Ovchinnikov pairing fluctuations in polarized Fermi systems

Michele Pini,¹ Pierbiagio Pieri,^{2,3} and G. Calvanese Strinati^{1,4,5}

¹*School of Science and Technology, Physics Division, Università di Camerino, 62032 Camerino (MC), Italy*

²*Dipartimento di Fisica e Astronomia, Università di Bologna, 40127 Bologna (BO), Italy*

³*INFN, Sezione di Bologna, 40127 Bologna (BO), Italy*

⁴*INFN, Sezione di Perugia, 06123 Perugia (PG), Italy*

⁵*CNR-INO, Istituto Nazionale di Ottica, Sede di Firenze, 50125 Firenze (FI), Italy*

(Dated: July 15, 2021)

We calculate the pair susceptibility of an attractive spin-polarized Fermi gas in the normal phase, as a function of the pair momentum. Close to unitarity, we find a strong enhancement of Fulde-Ferrell-Larkin-Ovchinnikov (FFLO) pairing fluctuations over an extended region of the temperature-polarization phase diagram, which manifests itself as a pronounced peak in the pair-momentum distribution at a finite pair momentum. This peak should be amenable to experimental observation at achievable temperatures in a box-like trapping potential, as a fingerprint of FFLO pairing. Our calculations rest on a self-consistent t -matrix approach which, for the unitary balanced Fermi gas, has been validated against experimental data for several thermodynamic quantities.

Introduction – One of the main motivations that some time ago [1, 2] initiated a vibrant experimental and theoretical research activity on ultracold polarized attractive Fermi gases [3], was the search for exotic superfluid phases, like the FFLO phase predicted many years before by Fulde and Ferrell [4] and Larkin and Ovchinnikov [5] for superconductors in a strong magnetic field. This phase is characterized by pairing at finite center-of-mass momentum of the pairs, with spatially dependent gap parameter $\Delta(\mathbf{r}) = \Delta_{Q_0} e^{i\mathbf{Q}_0 \cdot \mathbf{r}}$ for the Fulde-Ferrell (FF) and $\Delta(\mathbf{r}) = \Delta_{Q_0} \cos(\mathbf{Q}_0 \cdot \mathbf{r})$ for the Larkin-Ovchinnikov (LO) solutions. However, despite many efforts in ultracold gases, some (indirect) evidence for the FFLO phase was obtained so far in one dimension only [6]. In the mean time, substantial progress in the quest for the FFLO phase was made in condensed-matter systems, producing solid evidence of an FFLO phase in quasi-two-dimensional organic superconductors [7–9], as well as quite robust evidence in the iron-based multi-band superconductor KFe_2As_2 [10]. In addition, mounting evidence is emerging in cuprate superconductors [11–14] about the presence of “pair-density-wave” ordering (corresponding to an LO solution in the absence of a magnetic field), which competes with d -wave superconductivity and possibly explains the pseudogap phase observed in these systems as associated with strong pair-density-wave fluctuations [14].

In the present work, we consider the normal (i.e., not superfluid) phase of a polarized Fermi gas, and search for the presence of FFLO pair fluctuations by calculating the pair susceptibility vs pair momentum \mathbf{Q} . Close to unitarity [15], we find that the pair susceptibility is considerably enhanced at a finite value Q_0 of $Q(=|\mathbf{Q}|)$ over an extended region of the temperature-polarization phase diagram, such that it should be possible to observe this strong tendency towards FFLO ordering at experi-

mentally achievable temperatures (say, a few percent of the Fermi temperature) in the normal phase. To this end, we suggest that the projection technique introduced some time ago to detect pair condensation in a strongly interacting Fermi gas [16, 17] could as well be used here to measure a “projected” pair-momentum distribution, whereby the occurrence of a pronounced peak at the same Q_0 of the pair susceptibility would provide unambiguous evidence for strong FFLO pair fluctuations. We explicitly calculate this projected pair-momentum distribution, and conclude that its peak at a finite Q_0 should most readily be observed with a box-like trapping potential [18–21].

Pair susceptibility – We consider a system of spin- $\frac{1}{2}$ fermions of mass m mutually interacting through a contact interaction, as described by the Hamiltonian (throughout, the reduced Planck constant \hbar and the Boltzmann constant k_B are set equal to unity):

$$H = \sum_{\sigma} \int d\mathbf{r} \hat{\psi}_{\sigma}^{\dagger}(\mathbf{r}) \left(-\frac{\nabla^2}{2m} \right) \hat{\psi}_{\sigma}(\mathbf{r}) + v_0 \int d\mathbf{r} \hat{\psi}_{\uparrow}^{\dagger}(\mathbf{r}) \hat{\psi}_{\downarrow}^{\dagger}(\mathbf{r}) \hat{\psi}_{\downarrow}(\mathbf{r}) \hat{\psi}_{\uparrow}(\mathbf{r}), \quad (1)$$

where $\hat{\psi}_{\sigma}(\mathbf{r})$ is a field operator with spin projection $\sigma = (\uparrow, \downarrow)$ and v_0 the bare interaction strength (with $v_0 \rightarrow 0^-$ when the contact interaction is regularized in terms of the two-fermion scattering length a_F [22]). Our aim is to calculate the pair susceptibility $\chi_{\text{pair}}(\mathbf{Q})$, that describes the tendency of the normal Fermi gas towards superfluid ordering with pair center-of-mass momentum \mathbf{Q} . This quantity can be obtained as $\chi_{\text{pair}}(\mathbf{Q}) = \mathcal{D}(\mathbf{Q}, \Omega_{\nu} = 0)$ [23], where

$$\mathcal{D}(\mathbf{Q}, \Omega_{\nu}) = \int_0^{1/T} d(\tau - \tau') e^{i\Omega_{\nu}(\tau - \tau')} \int d(\mathbf{r} - \mathbf{r}') e^{-i\mathbf{Q} \cdot (\mathbf{r} - \mathbf{r}')} \times \mathcal{D}(\mathbf{r} - \mathbf{r}', \tau - \tau') \quad (2)$$

is the Fourier transform of the response function [24, 25]

$$\mathcal{D}(\mathbf{r} - \mathbf{r}', \tau - \tau') = \langle T_\tau [\hat{\Delta}(\mathbf{r}\tau) \hat{\Delta}^\dagger(\mathbf{r}'\tau')] \rangle \quad (3)$$

at the Matsubara frequency $\Omega_\nu = 2\pi\nu T$ (ν integer). Here, $\langle \dots \rangle$ is a grand-canonical thermal average at temperature T , $\hat{\Delta}(\mathbf{r}\tau) \equiv e^{\tau\hat{K}} \hat{\Delta}(\mathbf{r}) e^{-\tau\hat{K}}$ the gap operator at imaginary time τ with $\hat{\Delta}(\mathbf{r}) = v_0 \hat{\psi}_\uparrow(\mathbf{r}) \hat{\psi}_\downarrow(\mathbf{r})$, and $\hat{K} = \hat{H} - \sum_\sigma \mu_\sigma \hat{N}_\sigma$ (μ_σ and \hat{N}_σ being the chemical potential and the number operator for spin species σ , respectively).

Self-consistent t -matrix approximation for a polarized Fermi gas – The simplest physically meaningful approximation for $\mathcal{D}(\mathbf{Q}, \Omega_\nu)$ results by summing the series of ladder diagrams, yielding $\mathcal{D}(\mathbf{Q}, \Omega_\nu) = \Gamma_0(\mathbf{Q}, \Omega_\nu)$ [25]. Here,

$$\Gamma_0(\mathbf{Q}, \Omega_\nu) = - \left\{ \frac{m}{4\pi a_F} + \int \frac{d\mathbf{k}}{(2\pi)^3} \left[T \sum_n G_\uparrow^0(\mathbf{k}, \omega_n) G_\downarrow^0(\mathbf{Q} - \mathbf{k}, \Omega_\nu - \omega_n) - \frac{m}{k^2} \right] \right\}^{-1} \quad (4)$$

is the bare pair propagator, where $G_\sigma^0(\mathbf{k}, \omega_n) = (i\omega_n - k^2/2m + \mu_\sigma)^{-1}$ is the bare single-particle propagator with fermionic Matsubara frequency $\omega_n = \pi(2n+1)T$ (n integer). Within this approximation, the pair susceptibility $\chi_{\text{pair}}(\mathbf{Q})$ is then identified with $\Gamma_0(\mathbf{Q}, \Omega_\nu = 0)$, such that

$$\Gamma_0(\mathbf{Q}, \Omega_\nu = 0)^{-1} = 0 \quad (5)$$

would correspond to a diverging $\chi_{\text{pair}}(\mathbf{Q})$. For $\mathbf{Q} = 0$, the condition (5) coincides with the standard BCS mean-field equation for the superfluid critical temperature T_c (generalized here to the spin-imbalanced case), while for $\mathbf{Q} \neq 0$, it corresponds to the FFLO mean-field equation for T_c obtained by setting $\Delta(\mathbf{Q}) \rightarrow 0$ in the corresponding gap equation (cf., e.g., Eq. (51) of Ref. [26]).

To obtain meaningful results for T_c across the whole BCS-BEC crossover, the chemical potentials entering Γ_0 need to take into account the effects of pairing fluctuations in the normal phase [27] (in the balanced case, a single chemical potential $\mu_\uparrow = \mu_\downarrow = \mu$ survives). This is achieved by inverting the density equations $n_\sigma = \int \frac{d\mathbf{k}}{(2\pi)^3} T \sum_n G_\sigma(\mathbf{k}, \omega_n) e^{i\omega_n 0^+}$ in favor of the chemical potentials, where G_σ is the single-particle propagator dressed by the t -matrix self-energy Σ_σ , which is in turn constructed by convoluting the ladder series Γ_0 with a bare G_σ^0 [28] ($\bar{\sigma}$ standing for the opposite of σ).

Comparison with experimental data or Quantum Monte Carlo (QMC) results for several thermodynamic quantities in the balanced case [29–34], as well as with recent QMC calculations for the polarized case [35], shows, however, that a more reliable diagrammatic approximation is obtained by using a fully self-consistent t -matrix

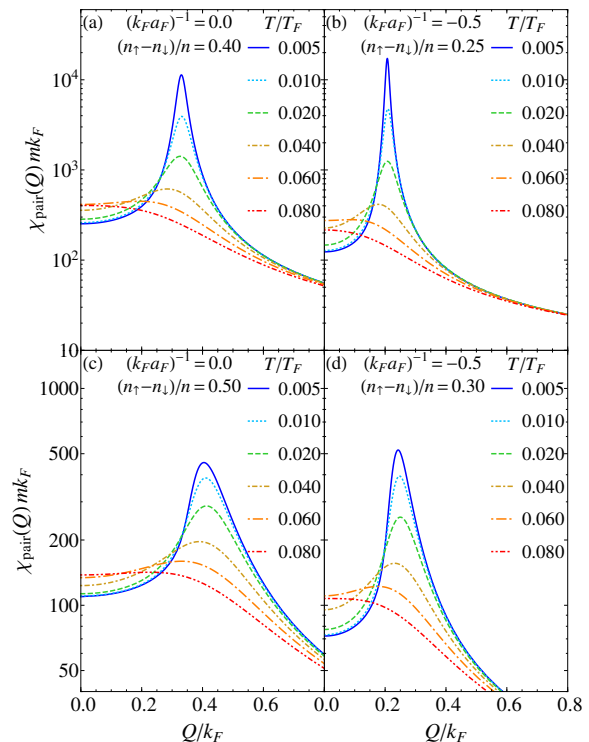


FIG. 1. Pair susceptibility $\chi_{\text{pair}}(Q)$ (in units of $1/(mk_F)$) vs pair momentum Q (in units of k_F) at various temperatures. Left panels refer to unitarity and polarizations $(n_\uparrow - n_\downarrow)/n = 0.40$ (a) and 0.50 (c), while right panels refer to $(k_F a_F)^{-1} = -0.5$ and polarizations 0.25 (b) and 0.30 (d).

self-energy [36–38]

$$\Sigma_\sigma(\mathbf{k}, \omega_n) = - \int \frac{d\mathbf{Q}}{(2\pi)^3} T \sum_\nu \Gamma(\mathbf{Q}, \Omega_\nu) G_{\bar{\sigma}}(\mathbf{Q} - \mathbf{k}, \Omega_\nu - \omega_n), \quad (6)$$

where $\Gamma(\mathbf{Q}, \Omega_\nu)$ is defined by replacing $G_\sigma^0 \rightarrow G_\sigma$ on the right-hand side of Eq. (4). By this approach, the pair susceptibility of interest is correspondingly given by

$$\chi_{\text{pair}}(\mathbf{Q}) = \Gamma(\mathbf{Q}, \Omega_\nu = 0), \quad (7)$$

which retains two-particle diagrams consistent with the fully self-consistent t -matrix self-energy (6) [23]. Our calculations of the pair susceptibility will be based on Eq. (7) and on the self-consistent solution of Eq. (6).

Numerical results – In the following, it will be useful to introduce the (effective) Fermi wave vector $k_F \equiv (3\pi^2 n)^{1/3}$ defined in terms of the total density $n = n_\uparrow + n_\downarrow$. The dimensionless coupling $(k_F a_F)^{-1}$ then drives the crossover from the BCS and BEC regimes, which correspond to $(k_F a_F)^{-1} \lesssim -1$ and $(k_F a_F)^{-1} \gtrsim +1$, respectively, while the crossover region in between spans across the unitarity limit $(k_F a_F)^{-1} = 0$. A dimensionless pair susceptibility is then defined as $\chi_{\text{pair}}(Q) m k_F$.

Figure 1 reports our results for $\chi_{\text{pair}}(Q) m k_F$ for two coupling values in the crossover region, namely, unitar-

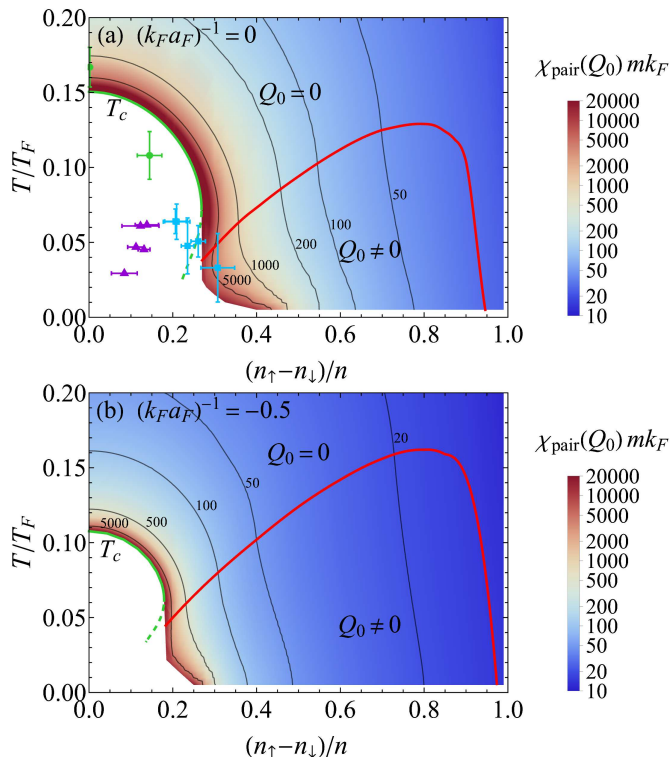


FIG. 2. Heat map for the peak value of the dimensionless pair susceptibility $\chi_{\text{pair}}(Q)mk_F$ in the temperature-polarization phase diagram, for couplings $(k_F a_F)^{-1} = 0$ (a) and -0.5 (b). Contour lines for $\chi_{\text{pair}}(Q_0)mk_F$ are also shown. The red curve delimits the region where the peak of $\chi_{\text{pair}}(Q)$ occurs at $Q_0 \neq 0$, while the green line corresponds to $\Gamma(\mathbf{0}, 0)^{-1} = 0$. Also reported in panel (a) are the experimental data [39] for various phase transitions: uniform normal - uniform superfluid (circles), uniform superfluid - phase separated (triangles), and phase separated - uniform normal (squares).

ity (left panels) and $(k_F a_F)^{-1} = -0.5$ (right panels). For each coupling, two different polarizations are also considered. From these results one sees that the pair susceptibility gets strongly enhanced about a finite momentum Q_0 as the temperature is progressively lowered, thereby signaling the presence of strong FFLO fluctuations in the normal phase. This peak at Q_0 is rather well pronounced for temperatures $T \approx 0.05T_F$ where $T_F = k_F^2/(2m)$, which are well within the current experimental capabilities with ultracold Fermi gases.

To characterize location and strength of FFLO fluctuations in the temperature-polarization phase diagram, a heat map for the peak value of the dimensionless pair susceptibility $\chi_{\text{pair}}(Q)mk_F$ is presented in Fig. 2, for the same couplings $(k_F a_F)^{-1} = 0$ (a) and -0.5 (b) considered in Fig. 1. Remarkably, for both couplings the region of the phase diagram where the maximum of the pair susceptibility develops at a finite momentum Q_0 is quite sizable, reaching temperatures as high as about $0.15T_F$ and encompassing a wide range of polarization. In Fig. 2, the strength of pairing fluctuations, as quantified by the peak

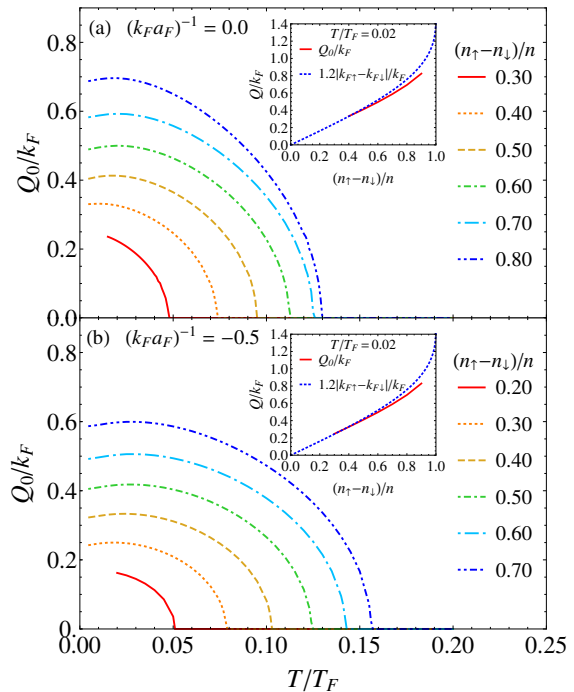


FIG. 3. Peak momentum Q_0 (in units of k_F) occurring in the pair susceptibility $\chi_{\text{pair}}(Q)$ as a function of temperature T (in units of T_F), for the coupling values $(k_F a_F)^{-1} = 0$ (a) and -0.5 (b) and a set polarizations $(n_{\uparrow} - n_{\downarrow})/n$. For the same couplings, the insets compare the dependence of Q_0 on the polarization at the temperature $T = 0.02T_F$ (full lines) against the function $1.2|k_{F\uparrow} - k_{F\downarrow}|/k_F$ (broken lines).

heights from Fig. 1, is indicated by the color code and contour lines. Note that, in the region where the peak of $\chi_{\text{pair}}(Q)$ occurs at $Q_0 = 0$, the condition $\Gamma(\mathbf{0}, 0)^{-1} = 0$ corresponding to a diverging $\chi_{\text{pair}}(0)$ can be exactly satisfied (green line). This curve yields the transition temperature T_c to a uniform polarized superfluid with pairing at $Q_0 = 0$ until it becomes reentrant. The reentrant part of the curve (green dashed line) is instead expected to be superseded by phase separation or by an FFLO superfluid phase [40].

When $Q_0 \neq 0$, on the other hand, the feedback of a diverging $\chi_{\text{pair}}(Q_0)$ on Eq. (6) would yield a diverging self-energy at finite temperatures for all frequencies and momenta (see Refs. [41–45] and [26] for a discussion of a similar phenomenon in related approaches). Accordingly, within the present approach the condition $\Gamma(Q_0, 0)^{-1} = 0$ (corresponding to a second-order phase transition to the FFLO phase) can be exactly satisfied only at $T = 0$. Recall, however, that, in the superfluid phase, FFLO fluctuations would turn FFLO ordering from long-range into algebraic [46], in such a way that determining the transition line by diagrammatic methods would be an extremely difficult task (like for the Berezinskii-Kosterlitz-Thouless transition in a 2D superfluid Fermi gas). Nevertheless, this remark does not hinder our investigation, which fo-

cuses rather on the effects of the FFLO fluctuations in the normal phase than on the precise determination of the second-order transition line. In this respect, the experimental results for the unitary Fermi gas (symbols in Fig. 2(a)) indicate that at low temperature the transition between normal and superfluid phases becomes actually of first order (with a phase separation between a balanced superfluid and a normal polarized gas). Our calculations show that strong FFLO pairing fluctuations are expected to occur immediately at the right of this phase separation region found in the experiments.

Figure 3 complements the results of Fig. 2, by reporting for the same couplings the peak momentum Q_0 as a function of temperature for a set of polarizations. Here, Q_0 is seen to acquire a finite value in a continuous way when entering the FFLO fluctuation region and to further increase as the temperature decreases (except for a slight decrease at the lowest temperatures). Recall in this context that the mean-field solution for the FF phase suggests that at low T (where sharp Fermi surfaces develop) Q_0 should scale with the mismatch $k_{F\uparrow} - k_{F\downarrow}$ between the corresponding Fermi wave vectors. This expectation is confirmed by the comparison shown in the insets of Fig. 3, between the polarization dependences of Q_0 (obtained at the low temperature $T = 0.02T_F$) and the weak-coupling mean-field result $1.2(k_{F\uparrow} - k_{F\downarrow})$ for Q_0 at the $T = 0$ superfluid-normal transition [47].

Proposed experimental test - One expects the pair susceptibility $\chi_{\text{pair}}(Q)$ to hardly be measured in a direct way. A somewhat related quantity of more direct access to experiments with ultracold gases should be the “projected” pair-momentum distribution $n_{\text{pair}}^{\text{proj}}(Q)$, which is the momentum distribution of the molecules formed after a rapid sweep of the magnetic field to the BEC side of the crossover. Measurements of the projected pair-momentum distribution have already been successfully applied to detect condensation (or quasi-condensation) of fermionic pairs across the BCS-BEC crossover, both in three [16, 17, 21, 48] and two [49] dimensions, and were also proposed some time ago to detect FFLO superfluidity in trapped Fermi gases [50]. On physical grounds, we expect that, even in the normal phase, strong FFLO pairing fluctuations should result into a peak of $n_{\text{pair}}^{\text{proj}}(Q)$ at the same finite Q_0 found for $\chi_{\text{pair}}(Q)$ [51].

To confirm this expectation, we have extended to the normal phase the theoretical approach for the projected pair-momentum distribution introduced in Ref. [57] for the superfluid phase, borrowing also from the formalism recently used in Ref. [58] to address pair correlations in the normal phase of an attractive Fermi gas [23]. The results for $n_{\text{pair}}^{\text{proj}}(Q)$ are reported in Fig. 4 and show that, in the strong FFLO pairing-fluctuation region, a pronounced peak develops in $n_{\text{pair}}^{\text{proj}}(Q)$ at a finite momentum which matches the corresponding peak momentum Q_0 found in Fig. 1 for $\chi_{\text{pair}}(Q)$. The peak of $n_{\text{pair}}^{\text{proj}}(Q)$ is quite prominent at $T = 0.01T_F$ and remains clearly

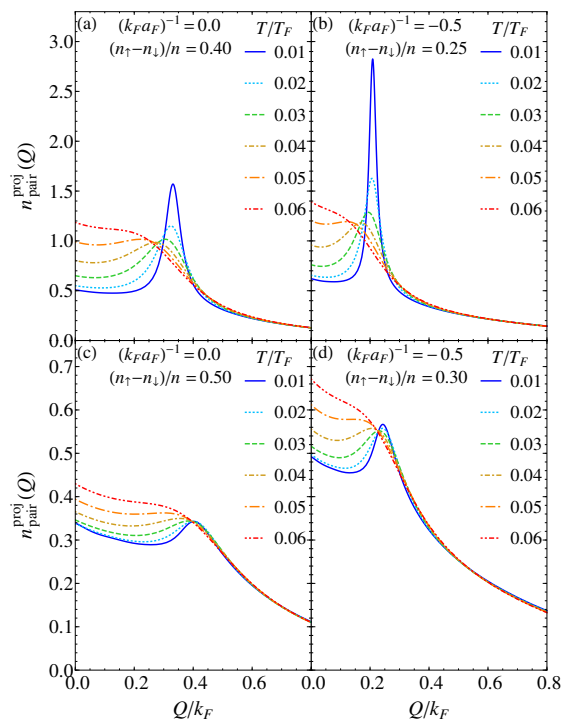


FIG. 4. Projected pair-momentum distribution $n_{\text{pair}}^{\text{proj}}(Q)$ as a function of the pair momentum Q (in units of k_F) for different temperatures. The left panels show results at unitarity for polarizations $(n_{\uparrow} - n_{\downarrow})/n = 0.40$ (a) and 0.50 (c), while the right panels correspond to $(k_F a_F)^{-1} = -0.5$ and polarizations 0.25 (b) and 0.30 (d).

visible up to $T \approx 0.05T_F$, which is well within the range of temperatures currently attainable with ultracold gases [59]. The results of Fig. 4 are for a uniform system and thus correspond to an idealization of a Fermi gas trapped in a box-like potential. We have performed calculations [23] also for a realistic box-like potential as the one used in Ref. [18], confirming the observability of the predicted peak even in this case. For a gas trapped in a harmonic potential, on the other hand, we have verified that it would be hard to detect a peak of $n_{\text{pair}}^{\text{proj}}(Q)$ at a finite Q_0 , due to the smearing produced by the trap average [23].

Conclusions - We have uncovered the presence of strong FFLO fluctuations in the normal phase of a polarized Fermi gas, which could experimentally be observable even in a three-dimensional unitary Fermi gas of most interest for the current research in the field. These fluctuations are precursors of an FFLO superfluid phase, which is competing with the phase separation observed so far in experiments [1, 39, 60]. The outcome of this competition in the $T \rightarrow 0$ limit cannot be established from the experimental data, since phase separation could eventually either give the way to an FFLO superfluid phase or continue to suppress it entirely. Nevertheless, irrespective of which one of these two scenarios would actually

take place, our investigation has shown that the effects of an underlying FFLO superfluid phase are clearly visible, and should accordingly be sought for, *in the normal phase*.

Financial support from the Italian MIUR under Project PRIN2017 (20172H2SC4) is acknowledged.

-
- [1] M. W. Zwierlein, A. Schirotzek, C. H. Schunck, and W. Ketterle, Fermionic superfluidity with imbalanced spin populations, *Science* **311**, 492 (2006).
- [2] G.B. Partridge, W. Li, R.I. Kamar, Y.-a. Liao, and R.G. Hulet, Pairing and phase separation in a polarized Fermi gas, *Science* **311** 503 (2006).
- [3] For reviews, see: L. Radzihovsky and D. E. Sheehy, Imbalanced Feshbach-resonant Fermi gases, *Rep. Prog. Phys.* **73**, 076501 (2010); F. Chevy and C. Mora, Ultra-cold polarized Fermi gases, *Rep. Prog. Phys.* **73**, 112401 (2010); K. B. Gubbels and H. T. C. Stoof, Imbalanced Fermi gases at unitarity, *Phys. Rep.* **525**, 255 (2013); J. J. Kinunen, J. E. Baarsma, J.-P. Martikainen, and P. Törmä, The Fulde-Ferrell-Larkin-Ovchinnikov state for ultracold fermions in lattice and harmonic potentials: A review, *Rep. Prog. Phys.* **81**, 04601 (2018).
- [4] P. Fulde and R. A. Ferrell, Superconductivity in a strong spin-exchange field, *Phys. Rev.* **135**, A550 (1964).
- [5] A. I. Larkin and Y. N. Ovchinnikov, Nonuniform state of superconductors, *Zh. Eksp. Teor. Fiz.* **47**, 1136 (1964) [*Sov. Phys. JETP* **20**, 762 (1965)].
- [6] Y.-a. Liao, A. S. C. Rittner, T. Paprotta, W. Li, G. B. Partridge, R. G. Hulet, S. K. Baur, and E. J. Mueller, Spin-imbalance in a one-dimensional Fermi gas, *Nature* **467**, 567 (2010).
- [7] R. Lortz, Y. Wang, A. Demuer, P. H. M. Böttger, B. Bergk, G. Zwirnagl, Y. Nakazawa, and J. Wosnitza, Calorimetric evidence for a Fulde-Ferrell-Larkin-Ovchinnikov superconducting state in the layered organic superconductor κ -(BEDT-TTF)₂Cu(NCS)₂, *Phys. Rev. Lett.* **99**, 187002 (2007).
- [8] G. Koutroulakis, H. Kühne, J. A. Schlueter, J. Wosnitza, and S. E. Brown, Microscopic study of the Fulde-Ferrell-Larkin-Ovchinnikov state in an all-organic superconductor, *Phys. Rev. Lett.* **116**, 067003 (2016).
- [9] J. Wosnitza, FFLO states in layered organic superconductors, *Ann. Phys. (Berlin)* **530**, 1700282 (2018).
- [10] C.-w. Cho, J. H. Yang, N. F. Q. Yuan, J. Shen, T. Wolf, and R. Lortz, Thermodynamic evidence for the Fulde-Ferrell-Larkin-Ovchinnikov state in the KFe₂As₂ superconductor, *Phys. Rev. Lett.* **119**, 217002 (2017).
- [11] M. H. Hamidian, S. D. Edkins, S. H. Joo, A. Kostin, H. Eisaki, S. Uchida, M. J. Lawler, E.-A. Kim, A. P. Mackenzie, K. Fujita, J. Lee, and J. C. Séamus Davis, Detection of a Cooper-pair density wave in Bi₂Sr₂CaCu₂O_{8+x}, *Nature* **532**, 343 (2016).
- [12] S. D. Edkins, A. Kostin, K. Fujita, A. P. Mackenzie, H. Eisaki, S. Uchida, S. Sachdev, M. J. Lawler, E.-A. Kim, J. C. Séamus Davis, and M. H. Hamidian, Magnetic field-induced pair density wave state in the cuprate vortex halo, *Science* **364**, 976 (2019).
- [13] Z. Du, H. Li, S. H. Joo, E. P. Donoway, J. Lee, J. C. Séamus Davis, G. Gu, P. D. Johnson, and K. Fujita, Imaging the energy gap modulations of the cuprate pair-density-wave state, *Nature* **580**, 65 (2020).
- [14] D. F. Agterberg, J. C. Séamus Davis, S. D. Edkins, E. Fradkin, D. J. Van Harlingen, S. A. Kivelson, P. A. Lee, L. Radzihovsky, J. M. Tranquada, and Y. Wang, The physics of pair-density waves: Cuprate superconductors and beyond, *Annu. Rev. Condens. Matter Phys.* **11**, 231 (2020).
- [15] W. Zwerger, Ed., *The BCS-BEC Crossover and the Unitary Fermi Gas*, Lecture Notes in Physics, vol. 863 (Springer-Verlag, Berlin, 2012).
- [16] C. A. Regal, M. Greiner, and D. S. Jin, Observation of resonance condensation of fermionic atom pairs, *Phys. Rev. Lett.* **92**, 040403 (2004).
- [17] M. W. Zwierlein, C. A. Stan, C. H. Schunck, S. M. F. Raupach, A. J. Kerman, and W. Ketterle, Condensation of pairs of fermionic atoms near a Feshbach resonance, *Phys. Rev. Lett.* **92**, 120403 (2004).
- [18] B. Mukherjee, Z. Yan, P. B. Patel, Z. Hadzibabic, T. Yefsah, J. Struck, and M. W. Zwierlein, Homogeneous atomic Fermi gases, *Phys. Rev. Lett.* **118**, 123401 (2017).
- [19] K. Hueck, N. Luick, L. Sobirey, J. Siegl, T. Lompe, and H. Moritz, Two-dimensional homogeneous Fermi gases, *Phys. Rev. Lett.* **120**, 060402 (2018).
- [20] Z. Yan, P. B. Patel, B. Mukherjee, R. J. Fletcher, J. Struck, and M. W. Zwierlein, Boiling a unitary Fermi liquid, *Phys. Rev. Lett.* **122**, 093401 (2019).
- [21] C. Shkedrov, M. Menashes, G. Ness, A. Vainbaum, and Y. Sagi, Absence of heating in a uniform Fermi gas created by periodic driving, arXiv:2102.09506.
- [22] P. Pieri and G. C. Strinati, Strong-coupling limit in the evolution from BCS superconductivity to Bose-Einstein condensation, *Phys. Rev. B* **61**, 15370 (2000).
- [23] See Supplemental Material for further details.
- [24] F. Pistolesi and G. C. Strinati, Evolution from BCS superconductivity to Bose condensation: Calculation of the zero-temperature phase coherence length, *Phys. Rev. B* **53**, 15168 (1996).
- [25] F. Palestini and G. C. Strinati, Temperature dependence of the pair coherence and healing lengths for a fermionic superfluid throughout the BCS-BEC crossover, *Phys. Rev. B* **89**, 224508 (2014).
- [26] G. Calvanese Strinati, P. Pieri, G. Röpke, P. Schuck, and M. Urban, The BCS-BEC crossover: From ultra-cold Fermi gases to nuclear systems, *Phys. Rep.* **738**, 1 (2018).
- [27] P. Nozières and S. Schmitt-Rink, Bose condensation in an attractive fermion gas: From weak to strong coupling superconductivity, *J. Low Temp. Phys.* **59**, 195 (1985).
- [28] A. Perali, P. Pieri, G. C. Strinati, and C. Castellani, Pseudogap and spectral function from superconducting fluctuations to the bosonic limit, *Phys. Rev. B* **66**, 024510 (2002).
- [29] M. J. H. Ku, A. T. Sommer, L. W. Cheuk, and M. W. Zwierlein, Revealing the superfluid lambda transition in the universal thermodynamics of a unitary Fermi gas, *Science* **335**, 563 (2012).
- [30] W. Zwerger, Strongly interacting Fermi gases, in *Quantum Matter at Ultralow Temperatures*, M. Inguscio, W. Ketterle, S. Stringari, and G. Roati (Eds.), Proceedings of the International School of Physics “Enrico Fermi”, vol. 191, pp. 63-142 (IOS Press, Amsterdam, 2016).
- [31] C. Carcy, S. Hoinka, M. G. Lingham, P. Dyke, C. C. N. Kuhn, H. Hu, and C. J. Vale, Contact and sum rules in a near-uniform Fermi gas at unitarity, *Phys. Rev. Lett.* **122**, 203401 (2019).

- [32] B. Mukherjee, P. B. Patel, Z. Yan, R. J. Fletcher, J. Struck, and M. W. Zwierlein, Spectral response and contact of the unitary Fermi gas, *Phys. Rev. Lett.* **122**, 203402 (2019).
- [33] S. Jensen, C. N. Gilbreth, and Y. Alhassid, Contact in the unitary Fermi gas across the superfluid phase transition, *Phys. Rev. Lett.* **125**, 043402 (2020).
- [34] L. Rammelmüller, Y. Hou, J. E. Drut, and J. Braun, Pairing and the spin susceptibility of the polarized unitary Fermi gas in the normal phase, *Phys. Rev. A* **103**, 043330 (2021).
- [35] L. Rammelmüller, Ph. D. thesis, Technical University of Darmstadt, 2020; L. Rammelmüller, A. C. Loheac, J. E. Drut, and J. Braun, Finite-temperature equation of state of polarized fermions at unitarity, *Phys. Rev. Lett.* **121**, 173001 (2018).
- [36] R. Haussmann, Properties of a Fermi liquid at the superfluid transition in the crossover region between BCS superconductivity and Bose-Einstein condensation, *Phys. Rev. B* **49**, 12975 (1994).
- [37] R. Haussmann, W. Rantner, S. Cerrito, and W. Zwerger, Thermodynamics of the BCS-BEC crossover, *Phys. Rev. A* **75**, 023610 (2007).
- [38] M. Pini, P. Pieri, and G. Calvanese Strinati, Fermi gas throughout the BCS-BEC crossover: Comparative study of t -matrix approaches with various degrees of self-consistency, *Phys. Rev. B* **99**, 094502 (2019).
- [39] Y.-I. Shin, C. H. Schunck, A. Schirotzek, and W. Ketterle, Phase diagram of a two-component Fermi gas with resonant interactions, *Nature* **451**, 689 (2008).
- [40] We have verified that our results for T_c agree with those obtained through a similar approach by B. Frank, J. Lang, and W. Zwerger, Universal phase diagram and scaling functions of imbalanced Fermi gases, *JETP* **127**, 812 (2018); see also B. Frank, Ph. D. thesis, Technical University of Munich, 2018.
- [41] H. Shimahara, Phase fluctuations and Kosterlitz-Thouless transition in two-dimensional Fulde-Ferrell-Larkin-Ovchinnikov superconductors, *J. Phys. Soc. Japan* **67**, 1872 (1998).
- [42] H. Shimahara, Stability of Fulde-Ferrell-Larkin-Ovchinnikov state in type-II superconductors against the phase fluctuations, *Physica B* **259-261**, 492 (1999).
- [43] Y. Ohashi, On the Fulde-Ferrell State in spatially isotropic superconductors, *J. Phys. Soc. Japan* **71**, 2625 (2002).
- [44] P. Jakubczyk, Renormalization theory for the Fulde-Ferrell-Larkin-Ovchinnikov states at $T > 0$, *Phys. Rev. A* **95**, 063626 (2017).
- [45] J. Wang, Y. Che, L. Zhang, and Q. Chen, Instability of Fulde-Ferrell-Larkin-Ovchinnikov states in atomic Fermi gases in three and two dimensions, *Phys. Rev. B* **97**, 134513 (2018).
- [46] L. Radzihovsky, Fluctuations and phase transitions in Larkin-Ovchinnikov liquid-crystal states of a population-imbalanced resonant Fermi gas, *Phys. Rev. A* **84**, 023611 (2011).
- [47] S. Takada and T. Izuyama, Superconductivity in a Molecular Field. I, *Prog. Theor. Phys.* **41**, 635 (1969).
- [48] P. Dyke, A. Hogan, I. Herrera, C. C. N. Kuhn, S. Hoinka, and C. J. Vale, Condensation dynamics in a quenched unitary Fermi gas, arXiv:2103.07033.
- [49] M. G. Ries, A. N. Wenz, G. Zürn, L. Bayha, I. Boettcher, D. Kedar, P. A. Murthy, M. Neidig, T. Lompe, and S. Jochim, Observation of pair condensation in the quasi-2D BEC-BCS crossover, *Phys. Rev. Lett.* **114**, 230401 (2015).
- [50] K. Yang, Realization and detection of Fulde-Ferrell-Larkin-Ovchinnikov superfluid phases in trapped atomic fermion systems, *Phys. Rev. Lett.* **95**, 218903 (2005).
- [51] A related (albeit not directly experimentally observable) quantity is the (unprojected) pair-momentum distribution on a lattice, which has been used to investigate FFLO correlations with QMC or DMRG methods in low dimensional lattice systems more extensively [52–55] than the pair susceptibility [56].
- [52] G. G. Batrouni, M. H. Huntley, V. G. Rousseau, and R. T. Scalettar, Exact numerical study of pair formation with imbalanced fermion populations, *Phys. Rev. Lett.* **100**, 116405 (2008).
- [53] M. J. Wolak, B. Grémaud, R. T. Scalettar, and G. G. Batrouni, Pairing in a two-dimensional Fermi gas with population imbalance, *Phys. Rev. A* **86**, 023630 (2012).
- [54] X. Wei, C. Gao, R. Asgari, P. Wang, and G. Xianlong, Fulde-Ferrell-Larkin-Ovchinnikov pairing states of a polarized dipolar Fermi gas trapped in a one-dimensional optical lattice, *Phys. Rev. A* **98**, 023631 (2018).
- [55] L. Rammelmüller, J. E. Drut, J. Braun, Pairing patterns in one-dimensional spin- and mass-imbalanced Fermi gases, *SciPost Phys.* **9**, 014 (2020).
- [56] J. Gukelberger, S. Lienert, E. Kozik, L. Pollet, and M. Troyer, Fulde-Ferrell-Larkin-Ovchinnikov pairing as leading instability on the square lattice, *Phys. Rev. B* **94**, 075157 (2016).
- [57] A. Perali, P. Pieri, and G. C. Strinati, Extracting the condensate density from projection experiments with Fermi gases, *Phys. Rev. Lett.* **95**, 010407 (2005).
- [58] M. Pini, P. Pieri, M. Jäger, J. Hecker Denschlag, and G. Calvanese Strinati, Pair correlations in the normal phase of an attractive Fermi gas, *New Jour. Phys.* **22**, 083008 (2020).
- [59] As a further information useful for future experiments, we mention that the expected fraction of pairs over the number of minority fermions is quite large, being e.g. about 0.55 for panel 4(a) and about 0.45 for panel 4(b).
- [60] B. A. Olsen, M. C. Revelle, J. A. Fry, D. E. Sheehy, and R. G. Hulet, Phase diagram of a strongly interacting spin-imbalanced Fermi gas, *Phys. Rev. A* **92**, 063616 (2015).

SUPPLEMENTAL MATERIAL

Pair susceptibility

We consider a system of spin- $\frac{1}{2}$ fermions of mass m mutually interacting through a contact interaction, as described by the Hamiltonian (with the reduced Planck constant \hbar and the Boltzmann constant k_B set equal to unity):

$$\hat{H} = \sum_{\sigma} \int d\mathbf{r} \hat{\psi}_{\sigma}^{\dagger}(\mathbf{r}) \left(-\frac{\nabla^2}{2m} \right) \hat{\psi}_{\sigma}(\mathbf{r}) + v_0 \int d\mathbf{r} \hat{\psi}_{\uparrow}^{\dagger}(\mathbf{r}) \hat{\psi}_{\downarrow}^{\dagger}(\mathbf{r}) \hat{\psi}_{\downarrow}(\mathbf{r}) \hat{\psi}_{\uparrow}(\mathbf{r}). \quad (8)$$

Here, $\hat{\psi}_{\sigma}(\mathbf{r})$ is a field operator with spin projection $\sigma = (\uparrow, \downarrow)$ and v_0 is the bare interaction strength ($v_0 \rightarrow 0^-$ when the contact interaction is regularized in terms of two-fermion scattering length a_F [1]).

To quantify the tendency of the normal Fermi gas towards superfluid ordering with pair center-of-mass momentum \mathbf{Q} , we consider an associated pair susceptibility $\chi_{\text{pair}}(\mathbf{Q})$ defined in the following way. We add to the Hamiltonian (8) the symmetry-breaking term

$$\hat{H}_{\text{ext}} = - \int d\mathbf{r} \eta(\mathbf{r}) \hat{\varphi}(\mathbf{r}), \quad (9)$$

where

$$\hat{\varphi}(\mathbf{r}) = \left(\frac{\hat{\Delta}(\mathbf{r}) + \hat{\Delta}^{\dagger}(\mathbf{r})}{\sqrt{2}} \right) \quad (10)$$

and $\eta(\mathbf{r})$ is a classical (real) field coupled to the gap operator $\hat{\Delta}(\mathbf{r}) = v_0 \psi_{\uparrow}(\mathbf{r}) \psi_{\downarrow}(\mathbf{r})$ and its hermitian conjugate $\hat{\Delta}^{\dagger}(\mathbf{r})$. Within linear-response theory, the pair susceptibility $\chi_{\text{pair}}(\mathbf{Q})$ is then obtained as the Fourier transform

$$\chi_{\text{pair}}(\mathbf{Q}) = \int d(\mathbf{r} - \mathbf{r}') e^{-i\mathbf{Q} \cdot (\mathbf{r} - \mathbf{r}')} \chi_{\text{pair}}(\mathbf{r} - \mathbf{r}') \quad (11)$$

of the local functional derivative

$$\chi_{\text{pair}}(\mathbf{r} - \mathbf{r}') = \left. \frac{\delta \langle \hat{\varphi}(\mathbf{r}) \rangle_{\eta}}{\delta \eta(\mathbf{r}')} \right|_{\eta=0}. \quad (12)$$

Here, $\langle \hat{A} \rangle_{\eta} = \frac{\text{Tr}\{e^{-\beta \hat{K}} \hat{A}\}}{\text{Tr}\{e^{-\beta \hat{K}}\}}$ stands for the grand-canonical thermal average of a generic operator \hat{A} , with the grand-canonical Hamiltonian $\hat{K} = \hat{H} + \hat{H}_{\text{ext}} - \sum_{\sigma} \mu_{\sigma} \hat{N}_{\sigma}$ containing the symmetry-breaking term (9), and $\beta = 1/T$ is the inverse temperature.

When $\eta(\mathbf{r})$ kept finite (albeit small), the expression (12) implies that a weak probing field of the form $\eta(\mathbf{r}) = \eta \cos(\mathbf{Q}_0 \cdot \mathbf{r})$ induces in the normal phase a gap parameter $\Delta_{Q_0}(\mathbf{r})$ proportional to $\chi_{\text{pair}}(Q_0) \eta \cos(\mathbf{Q}_0 \cdot \mathbf{r})$, thus signaling that $\chi_{\text{pair}}(Q)$ quantifies the tendency towards FFLO pairing (with rotational invariance implying that

$\chi_{\text{pair}}(\mathbf{Q})$ is a function of $Q = |\mathbf{Q}|$). Accordingly, when $\chi_{\text{pair}}(Q)$ is found to diverge at a finite momentum Q_0 , a continuous transition develops from the normal phase to an FFLO phase with pair momentum Q_0 . (Recall in this respect that when the gap parameter $\Delta_{Q_0}(\mathbf{r}) \rightarrow 0$ from the superfluid phase with $\eta = 0$, as expected for a continuous phase transition, the FF and LO solutions become degenerate, such that the transition point is the same for the two phases [2].) More generally, evidence that $\chi_{\text{pair}}(Q)$ becomes strongly peaked about a finite value Q_0 of Q can be considered as indicating the presence of strong FFLO pairing fluctuations in the normal phase.

The pair susceptibility (12) can be related to an appropriate temperature response function. This is achieved by calculating the functional derivative in Eq. (12) as

$$\frac{\delta \langle \hat{\varphi}(\mathbf{r}) \rangle_{\eta}}{\delta \eta(\mathbf{r}')} = \frac{\text{Tr}\left\{ \frac{\delta e^{-\beta \hat{K}}}{\delta \eta(\mathbf{r}')} \hat{\varphi}(\mathbf{r}) \right\}}{\text{Tr}\{e^{-\beta \hat{K}}\}} - \frac{\text{Tr}\{e^{-\beta \hat{K}} \hat{\varphi}(\mathbf{r})\}}{\text{Tr}\{e^{-\beta \hat{K}}\}} \frac{\text{Tr}\left\{ \frac{\delta e^{-\beta \hat{K}}}{\delta \eta(\mathbf{r}')} \right\}}{\text{Tr}\{e^{-\beta \hat{K}}\}} \quad (13)$$

with η still kept finite, and using the following operator identity

$$e^{(\hat{A} + \delta \hat{A})s} = e^{\hat{A}s} \left[1 + \int_0^s ds' e^{-\hat{A}s'} \delta \hat{A} e^{-\hat{A}s'} + \dots \right] \quad (14)$$

to linear order in $\delta \hat{A}$. In our case, $\hat{A} \leftrightarrow -\hat{K}$ and $s \leftrightarrow \beta$, such that in Eq. (13)

$$\frac{\delta e^{-\beta \hat{K}}}{\delta \eta(\mathbf{r}')} = e^{-\beta \hat{K}} \int_0^{\beta} d\tau' e^{\tau' \hat{K}} \hat{\varphi}(\mathbf{r}') e^{-\tau' \hat{K}}. \quad (15)$$

With the definition $\hat{\varphi}(\mathbf{r}, \tau) = e^{\tau \hat{K}} \hat{\varphi}(\mathbf{r}) e^{-\tau \hat{K}}$, Eq. (13) becomes eventually:

$$\frac{\delta \langle \hat{\varphi}(\mathbf{r}) \rangle_{\eta}}{\delta \eta(\mathbf{r}')} = \int_0^{\beta} d\tau' \langle \hat{\varphi}(\mathbf{r}', \tau') \hat{\varphi}(\mathbf{r}) \rangle_{\eta} - \beta \langle \hat{\varphi}(\mathbf{r}) \rangle_{\eta} \langle \hat{\varphi}(\mathbf{r}') \rangle_{\eta}. \quad (16)$$

In the normal phase of interest $\langle \hat{\varphi}(\mathbf{r}) \rangle_{\eta \rightarrow 0} = 0$, such that within linear response the local pair susceptibility (12) can be expressed in terms of the temperature response function

$$\mathcal{D}_{\varphi}(\mathbf{r}\tau, \mathbf{r}'\tau') = \langle T_{\tau} [\hat{\varphi}(\mathbf{r}\tau) \hat{\varphi}(\mathbf{r}'\tau')] \rangle_{\eta=0} \quad (17)$$

where T_{τ} is the imaginary-time operator [3]. One obtains:

$$\chi_{\text{pair}}(\mathbf{r} - \mathbf{r}') = \int_0^{\beta} d(\tau - \tau') \mathcal{D}_{\varphi}(\mathbf{r} - \mathbf{r}', \tau - \tau') \quad (18)$$

$$= \int_0^{\beta} d(\tau - \tau') \mathcal{D}(\mathbf{r} - \mathbf{r}', \tau - \tau') = \mathcal{D}(\mathbf{r} - \mathbf{r}', \Omega_{\nu} = 0)$$

where $\mathcal{D}(\mathbf{r} - \mathbf{r}', \tau - \tau')$ is the function defined in Eq. (3) of the main text and $\Omega_{\nu} = 2\pi\nu/\beta$ (ν integer) is a bosonic Matsubara frequency [3]. To get Eq. (18), homogeneity and isotropy in space and homogeneity in imaginary time have been exploited. In Fourier space, one further obtains that $\chi_{\text{pair}}(\mathbf{Q}) = \mathcal{D}(\mathbf{Q}, \Omega_{\nu} = 0)$.

Connection with many-body diagrammatic theory

There remains to implement the calculation of $\mathcal{D}(\mathbf{Q}, \Omega_\nu = 0)$ in diagrammatic terms. In this context, the simplest physically meaningful approximation results by summing the series of ladder diagrams in the particle-particle channel, where all rungs contain bare single-particle propagators. Through a careful handling of the $v_0 \rightarrow 0$ limit (where the interaction strength v_0 enters the definition of the gap operator $\hat{\Delta}(\mathbf{r})$), one can show that $\mathcal{D}(\mathbf{Q}, \Omega_\nu) = \Gamma_0(\mathbf{Q}, \Omega_\nu)$ with the bare pair propagator Γ_0 given by Eq. (4) of the main text (cf. also Ref. [4]).

One knows, however, that an improved description of thermodynamic properties of a Fermi gas with attractive interaction results (at least in the balanced case) within the fully self-consistent t -matrix approximation [5], where the bare Γ_0 is replaced in the single-particle self-energy Σ by the dressed Γ which contains the fully self-consistent single-particle propagators G in the place of the the bare G_0 . It is then natural to replace Γ_0 with Γ also in the expression of $\chi_{\text{pair}}(\mathbf{Q})$, as it was done in Eq. (7) of the main text.

In this context, the question naturally arises about the need to introduce additional diagrammatic contributions to the temperature response function (17) once the single-particle self-energy Σ is taken within the fully self-consistent t -matrix approximation. Specifically, we are referring to contributions with the topology of the Aslamazov-Larkin (AL) and Maki-Thompson (MT) diagrams, which, at the level of the fully self-consistent t -matrix approximation for the single-particle self-energy here adopted, would influence the (two-particle) response functions through the particle-hole channel. For the temperature response function (17) of interest here, this would be the case if it were calculated in the superfluid phase below the critical temperature T_c , where there is no clear distinction between particle-hole and particle-particle channels due to the particle-hole mixing characteristic of the BCS (pairing) theory. However, since we are limiting ourselves to the normal phase above T_c , we can readily adapt to the present context the argument described in Appendix A of Ref. [6], and show that above T_c the AL and MT contributions cannot affect the temperature response function (17) due to its explicit spin structure and its ultimate particle-particle character.

Projected pair-momentum distribution

Formalism and calculations for a homogeneous system

The projected pair-momentum distribution can be obtained as follows in terms of the composite-boson propa-

gator $G_B(\mathbf{Q}, \Omega_\nu)$ [7, 8]:

$$n_{\text{pair}}^{\text{proj}}(\mathbf{Q}) = -T \sum_{\nu} G_B(\mathbf{Q}, \Omega_\nu) e^{i\Omega_\nu 0^+}. \quad (19)$$

Within the self-consistent t -matrix approach, $G_B(\mathbf{Q}, \Omega_\nu)$ is, in turn, given by [6]

$$G_B(\mathbf{Q}, \Omega_\nu) = -\mathcal{F}_2(\mathbf{Q}, \Omega_\nu) - \mathcal{F}_1(\mathbf{Q}, \Omega_\nu)^2 \Gamma(\mathbf{Q}, \Omega_\nu), \quad (20)$$

where $\mathcal{F}_j(\mathbf{Q}, \Omega_\nu)$ ($j = 1, 2$) are ‘‘form factors’’ defined as

$$\begin{aligned} \mathcal{F}_j(\mathbf{Q}, \Omega_\nu) &= \int \frac{d\mathbf{p}}{(2\pi)^3} \phi_{\text{proj}}(\mathbf{p} + \mathbf{Q}/2)^j \\ &\times T \sum_n G_{\uparrow}(\mathbf{p} + \mathbf{Q}, \omega_n + \Omega_\nu) G_{\downarrow}(-\mathbf{p}, -\omega_n). \end{aligned} \quad (21)$$

Here, $\phi_{\text{proj}}(\mathbf{p})$ is the molecular wave function onto which the initial correlated pairs are projected during a magnetic sweep, while $G_{\sigma}(\mathbf{p}, \omega_n)$ and $\Gamma(\mathbf{Q}, \Omega_\nu)$ are the self-consistent single-particle Green’s functions and the particle-particle (ladder) propagator defined in the main text.

The analysis of Ref. [8] for projection experiments established that projection onto molecules occurs at a coupling $(k_F a_F)_{\text{proj}}^{-1}$ on the BEC side of the crossover, in order to optimize the overlap between the initial pair correlations and the molecular wave function. The specific value of the projection coupling $(k_F a_F)_{\text{proj}}^{-1}$ depends on the experimental conditions of the magnetic sweep, and it was estimated to be generally in the range $0.5 \lesssim (k_F a_F)_{\text{proj}}^{-1} \lesssim 1.5$ [8]. Accordingly, for the calculation of $n_{\text{pair}}^{\text{proj}}(\mathbf{Q})$ shown in Fig. 4 of the main text we have considered a projection coupling $(k_F a_F)_{\text{proj}}^{-1} = 1$ in the middle of the above range. In addition, following again the procedure of Ref. [8], we have taken the molecular wave function $\phi_{\text{proj}}(\mathbf{p})$ as the normalized two-body bound-state wave function in vacuum at the projection coupling $(k_F a_F)_{\text{proj}}^{-1}$:

$$\phi_{\text{proj}}(\mathbf{p}) = k_F^{-3/2} \frac{\sqrt{8\pi(k_F a_F)_{\text{proj}}^{-1}}}{(\mathbf{p}/k_F)^2 + (k_F a_F)_{\text{proj}}^{-2}}. \quad (22)$$

We have further verified that $n_{\text{pair}}^{\text{proj}}(\mathbf{Q})$ depends only weakly on the projection coupling $(k_F a_F)_{\text{proj}}^{-1}$. This is evident by comparing the results for $n_{\text{pair}}^{\text{proj}}(\mathbf{Q})$ shown in the three panels in Figure 5, which correspond to different values of the projection coupling spanning the whole above range.

Calculations for a harmonic trapping potential

We next consider a trapped Fermi gas in a harmonic potential, which can be described by a local-density approximation. Accordingly, wherever they appear, we replace the chemical potentials μ_{σ} of the two $\sigma = (\uparrow, \downarrow)$

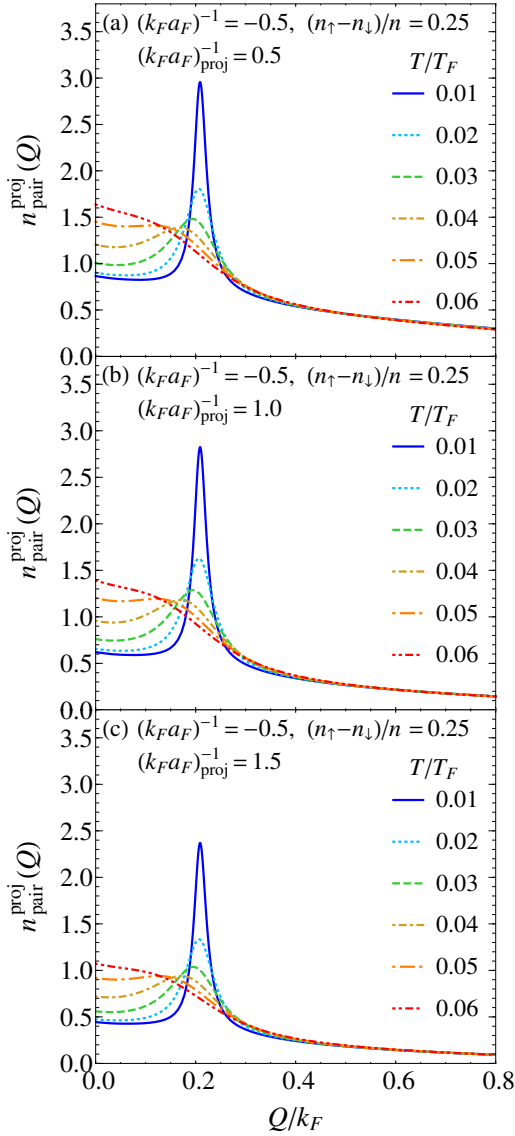


FIG. 5. Projected pair-momentum distribution $n_{\text{pair}}^{\text{proj}}(Q)$ vs pair momentum Q (in units of k_F) at different temperatures (in units of T_F), for $(k_F a_F)^{-1} = -0.5$ and $(n_{\uparrow} - n_{\downarrow})/n = 0.25$. The panels correspond to different values of the projection coupling $(k_F a_F)_{\text{proj}}^{-1}$: 0.5 (a), 1.0 (b), and 1.5 (c).

components by the local chemical potentials $\mu_{\sigma}(\mathbf{r}) = \mu_{0\sigma} - V(\mathbf{r})$, where $V(\mathbf{r}) = m\omega_0^2 \mathbf{r}^2/2$ is the harmonic trapping potential with frequency ω_0 . By this replacement, the single-particle propagators $G_{\sigma}(\mathbf{k}, \omega_n; \mathbf{r})$ and the composite-boson propagator $G_B(\mathbf{Q}, \Omega_n; \mathbf{r})$ become *local* functions of the position \mathbf{r} in the trap through the local chemical potentials $\mu_{\sigma}(\mathbf{r})$.

For given particle numbers N_{σ} , the thermodynamic chemical potentials $\mu_{0\sigma}$ (which correspond to the local chemical potentials at the trap center) are then obtained

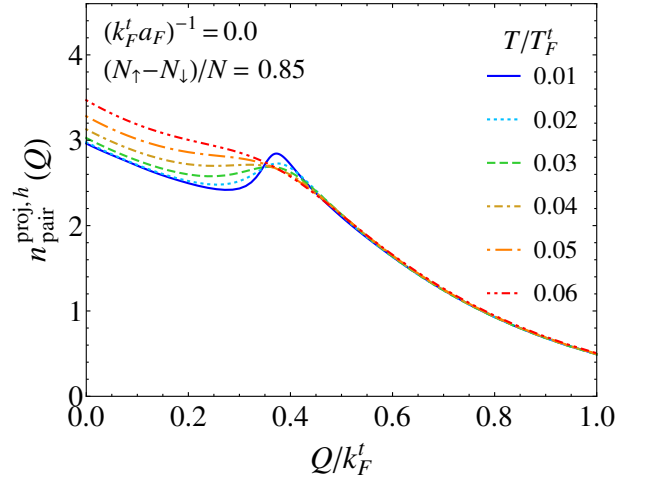


FIG. 6. Projected pair-momentum distribution in a harmonic trap $n_{\text{pair}}^{\text{proj},h}(Q)$ vs pair momentum Q (in units of k_F^t) at unitarity and different temperatures, for a global polarization $(N_{\uparrow} - N_{\downarrow})/N = 0.85$ (which corresponds to a local polarization $(n_{\uparrow} - n_{\downarrow})/n \simeq 0.40$ at the trap center).

by inverting the number equations

$$N_{\sigma} = \int d\mathbf{r} \int \frac{d\mathbf{k}}{(2\pi)^3} T \sum_n G_{\sigma}(\mathbf{k}, \omega_n; \mathbf{r}) e^{i\omega_n 0^+}; \quad (23)$$

while the total projected pair-momentum distribution $N_{\text{pair}}^{\text{proj}}(\mathbf{Q})$ is obtained in the trap by summing the local projected pair-momentum distribution $n_{\text{pair}}^{\text{proj}}(\mathbf{Q}; \mathbf{r})$ over \mathbf{r}

$$N_{\text{pair}}^{\text{proj}}(\mathbf{Q}) = \int d\mathbf{r} n_{\text{pair}}^{\text{proj}}(\mathbf{Q}; \mathbf{r}) \quad (24)$$

where

$$n_{\text{pair}}^{\text{proj}}(\mathbf{Q}; \mathbf{r}) = -T \sum_{\nu} G_B(\mathbf{Q}, \Omega_{\nu}; \mathbf{r}) e^{i\Omega_{\nu} 0^+}. \quad (25)$$

To obtain an intensive quantity, one can then divide the total projected pair-momentum distribution of Eq. (24) by the volume $N/(k_F^t)^3$, where $k_F^t = \sqrt{2mE_F^t}$ is the (effective) trap wave vector and $E_F^t = \omega_0(3N)^{1/3}$ is the (effective) trap Fermi energy, and obtain the projected pair-momentum distribution in the harmonic trap:

$$n_{\text{pair}}^{\text{pair},h}(\mathbf{Q}) = \frac{(k_F^t)^3}{N} N_{\text{pair}}^{\text{proj}}(\mathbf{Q}). \quad (26)$$

Figure 6 shows the results of $n_{\text{pair}}^{\text{pair},h}(\mathbf{Q})$ obtained for a harmonic trap at unitarity and different temperatures, with global polarization $(N_{\uparrow} - N_{\downarrow})/N = 0.85$ where $N = N_{\uparrow} + N_{\downarrow}$. This value corresponds to a local polarization $(n_{\uparrow} - n_{\downarrow})/n \simeq 0.40$ at the trap center, which matches the value of the polarization considered in Fig. 4(a) of the main text. Here, the coupling parameter $(k_F^t a_F)^{-1}$ and the pair momentum Q are expressed in terms of the (effective) trap Fermi wave vector k_F^t , and the temperature

T is expressed in terms of the (effective) trap Fermi temperature $T_F^t = E_F^t$.

By comparing the results of Fig. 6 for the trapped system with the corresponding results shown Fig. 4(a) in the main text for the uniform system, one is led to conclude that the effect of the harmonic trap is to strongly smear the peak at finite Q which was clearly visible for the uniform system, making it hard to be detected experimentally. This smearing can be justified by extending to the trap the results reported in the inset of Fig. 3(b) of the main text, whereby the local value of the pair momentum $Q_0(\mathbf{r})$ at which $n_{\text{pair}}^{\text{proj}}(\mathbf{Q}; \mathbf{r})$ is peaked is bound to scale with $|k_{F\uparrow}(\mathbf{r}) - k_{F\downarrow}(\mathbf{r})|$, which in turn varies along the trap since both local densities and polarization change with \mathbf{r} . The net effect is that Eq. (24) effectively averages over locally projected pair-momentum distributions with different peak momenta $Q_0(\mathbf{r})$, thus smearing out the resulting peak in the projected pair-momentum distribution $n_{\text{pair}}^{\text{proj},h}(\mathbf{Q})$ for the harmonic trap with respect to the corresponding peak that would be present for the uniform case.

Calculations for a realistic box-like trapping potential

It is relevant to calculate the projected pair-momentum distribution within a local-density approximation for a realistic box-like trapping potential. To this end, we consider the same kind of cylinder-shaped potential utilized in Ref. [9]. The trapping potential in cylindrical coordinates is given by $V(\rho, z)/E_F(0) = (\rho/R)^p + \alpha_z(z/L)^2$ (in units of the (effective) Fermi energy $E_F(0) = [3\pi^2 n(0)]^{2/3}/(2m)$, where $n(0)$ is the total density at the trap center). Here, $V(\rho, z)$ is the sum of a radial power-law potential ($\sim \rho^p$), which describes the confinement of the ring beam, and of a weak axial harmonic potential (with $\alpha_z \ll 1$), which is needed to obtain the momentum distributions of atoms and pairs in a quarter period time-of-flight expansion [9]. A hard-wall potential at $z = \pm L$ is also included to describe the light sheets acting as the end caps for the axial trapping. In Ref. [9] it was estimated that $p \simeq 16$ for the power-law exponent and $\alpha_z \leq 0.05$ for the axial harmonic confinement parameter, while $L \simeq R$.

To perform a direct comparison with the uniform case, the (intensive) projected pair-momentum distribution for the box-like trap is obtained as

$$n_{\text{pair}}^{\text{proj},b}(\mathbf{Q}) = \frac{1}{V_0} \int d\mathbf{r} n_{\text{pair}}^{\text{proj}}(\mathbf{Q}; \mathbf{r}), \quad (27)$$

where the local $n_{\text{pair}}^{\text{proj}}(\mathbf{Q}; \mathbf{r})$ is defined like in Eq. (25) and $V_0 = N/n(0)$ is the volume that would be occupied by the $N = N_\uparrow + N_\downarrow$ particles for a uniform system with density equal to the density $n(0)$ at the trap center. This is because, for a completely uniform trap such that $n_{\text{pair}}^{\text{proj}}(\mathbf{Q}; \mathbf{r}) = n_{\text{pair}}^{\text{proj}}(\mathbf{Q})$ independent of \mathbf{r} , the integration

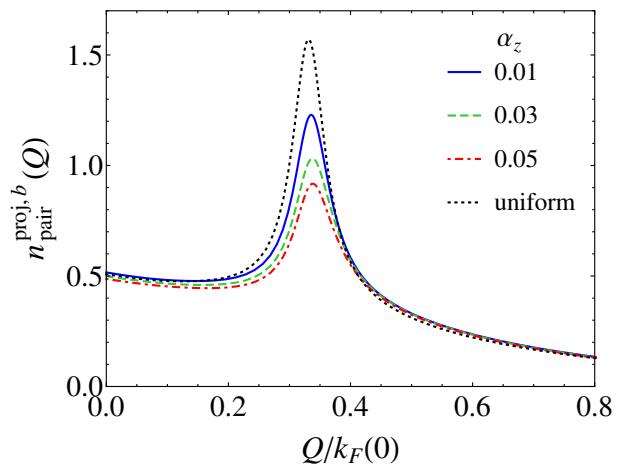


FIG. 7. The projected pair-momentum distribution $n_{\text{pair}}^{\text{proj},b}(Q)$ obtained with a realistic box-like trap is shown as a function of the pair momentum Q (in units of $k_F(0) = [3\pi^2 n(0)]^{1/3}$), at unitarity and for $T/T_F(0) = 0.01$. The calculations are done for various values of the axial harmonic confinement parameter α_z , with local polarization $(n_\uparrow - n_\downarrow)/n = 0.40$ at the trap center (which corresponds to a global polarization $(N_\uparrow - N_\downarrow)/N \simeq 0.47$). The corresponding projected pair-momentum distribution for the uniform system is also shown for comparison (black dotted line).

over \mathbf{r} in Eq. (27) would cancel the volume V_0 yielding $n_{\text{pair}}^{\text{proj},b}(\mathbf{Q}) = n_{\text{pair}}^{\text{proj}}(\mathbf{Q})$.

Figure 7 shows the results for the projected pair-momentum distribution in a box-like trap with $p = 16$ and $L = R$, corresponding to different values of the axial harmonic confinement parameter $\alpha_z \leq 0.05$ like in Ref. [9]. For comparison, the corresponding result for the uniform system is also shown (cf. Fig. 4(a) of the main text). The calculations are performed by taking the local temperature and polarization at the trap center to coincide with those of the uniform system. From this comparison one concludes that the peak originating at finite momentum in the projected pair-momentum distribution for a uniform system still appears to be quite prominent even when the effects of a realistic box-like trapping potential are taken into account (and this is especially true when the axial harmonic trapping potential is kept sufficiently weak like in the experiment of Ref. [9]). The favorable outcome of this specific test considerably reinforces our expectation as discussed in the main text, that the presence of strong FFLO fluctuations in the normal phase of a polarized Fermi gas can be uncovered by measurements of the projected pair-momentum distribution under realistic experimental conditions.

[1] P. Pieri and G. C. Strinati, Strong-coupling limit in the evolution from BCS superconductivity to Bose-Einstein

- condensation, Phys. Rev. B **61**, 15370 (2000).
- [2] A. I. Larkin and Y. N. Ovchinnikov, Nonuniform state of superconductors, Zh. Eksp. Teor. Fiz. **47**, 1136 (1964). [Sov. Phys.-JETP **20**, 762 (1965)]
- [3] A. L. Fetter and J. D. Walecka, *Quantum Theory of Many-Particle Systems* (McGraw-Hill, New York, 1971).
- [4] F. Palestini and G. C. Strinati, Temperature dependence of the pair coherence and healing lengths for a fermionic superfluid throughout the BCS-BEC crossover, Phys. Rev. B **89**, 224508 (2014).
- [5] M. Pini, P. Pieri, and G. Calvanese Strinati, Fermi gas throughout the BCS-BEC crossover: Comparative study of t -matrix approaches with various degrees of self-consistency, Phys. Rev. B **99**, 094502 (2019).
- [6] M. Pini, P. Pieri, M. Jäger, J. Hecker Denschlag, and G. Calvanese Strinati, Pair correlations in the normal phase of an attractive Fermi gas, New J. Phys. **22**, 083008 (2020).
- [7] N. Andrenacci, P. Pieri, and G. C. Strinati, Evolution from BCS superconductivity to Bose-Einstein condensation: Current correlation function in the broken symmetry phase, Phys. Rev. B **68**, 144507 (2003).
- [8] A. Perali, P. Pieri, and G. C. Strinati, Extracting the condensate density from projection experiments with Fermi gases, Phys. Rev. Lett. **95**, 010407 (2005).
- [9] B. Mukherjee, Z. Yan, P. B. Patel, Z. Hadzibabic, T. Yefsah, J. Struck, and M. W. Zwierlein, Homogeneous atomic Fermi gases, Phys. Rev. Lett. **118**, 123401 (2017).