

Efimov scenario for overlapping narrow Feshbach resonances

Yaakov Yudkin and Lev Khaykovich

*Department of Physics, QUEST Center and Institute of Nanotechnology
and Advanced Materials, Bar-Ilan University, Ramat-Gan 5290002, Israel*

(Dated: December 30, 2021)

While Efimov physics in ultracold atoms is usually modeled with an isolated Feshbach resonance many real world resonances appear in close vicinity to each other and are therefore overlapping. Here we derive a realistic model based on the mutual coupling of an open channel and two closed molecular channels while neglecting short-range physics as permitted by the narrow character of the considered resonances. The model is applied to three distinct scenarios with experimental relevance. We show that the effect of overlapping resonances is manifested most strikingly at a narrow resonance in whose vicinity there is a slightly narrower one. In this system the Efimov ground state extends not only over the scattering length zero crossing between the two resonances but also over the pole of the second resonance to finally meet the dissociation threshold below it. In the opposite scenario, when a narrow resonance is considered in the vicinity of a slightly broader one, we observe that the Efimov features are pushed to lower binding energies and smaller scattering lengths by a significant factor facilitating their experimental investigation. Both scenarios are referenced to the case of two narrow resonances which are far enough away from each other to be effectively decoupled. In this case the two-channel model results are recovered. Finally, we analyze the rich excitation spectrum of the system and construct and explain its nodal pattern.

I. INTRODUCTION

Tunability of the s -wave scattering length a via a magnetic Feshbach resonance is at the heart of recent studies of few-body physics in ultracold atoms [1–3]. Conceptually, a Feshbach resonance can be understood within a simple two-channel model: it occurs when incoming atoms in an open channel are coupled to an almost degenerate bound state in a closed channel [4]. Loosely speaking, one differentiates between two types of Feshbach resonances quantified by the dimensionless resonance strength parameter s_{res} . A broad resonance ($s_{res} \gg 1$) arises from a strong coupling to the bound state. The scattering amplitude is largely dominated by a , which is on the order of the van der Waals length r_{vdW} (the range of the interaction potential) away from collisional resonances. On the contrary, a narrow resonance ($s_{res} \ll 1$) arises from a weak coupling. In this case the effective range r_e , in addition to a , determines the scattering amplitude at a given magnetic field. As a new length scale associated with the narrow resonance one defines $R^* = -r_e(B_{res})/2 > 0$, where $r_e(B_{res})$ is the value of r_e at the resonance position ($|a| \rightarrow \infty$). R^* is related to s_{res} via $R^* = \bar{a}/s_{res}$ where $\bar{a} = [4\pi/\Gamma(1/4)^2]r_{vdW}$ is the mean scattering length [4]. Thus, for a broad (narrow) resonance $R^* \ll r_{vdW}$ ($R^* \gg r_{vdW}$) is satisfied [5].

It is clear, however, that the description of a real world scattering system, which in general is a multi-channel problem, within the framework of a two-channel model is an approximation and should be applied with caution. It is worth noting that nearly all atomic species used in experiments exhibit multiple, often overlapping, Feshbach resonances. Extreme examples include recently studied cold molecules with their complex internal structure [6] and heavy lanthanide species where a dense and chaotic spectrum of Feshbach resonances has been reported [7].

Ironically, simple analytical or semi-analytical expressions have been developed to describe the scattering length with great precision even in the case of a diverging number of scattering channels [8–10]. This has lured few-body physics treatments to consider an isolated Feshbach resonance a good approximation for calculating various properties of few-body systems such as the energy levels of Efimov trimers [11]. The latter, which is the main focus of this paper, form in a system with three atoms when the pairwise interactions exceed the relevant length scale, so $a \gg r_{vdW}$ ($a \gg R^*$) for a broad (narrow) resonance. Efimov physics has been studied extensively in the recent decade, theoretically and experimentally [1–3], in the vicinity of both isolated broad [12–15] and, more recently, narrow Feshbach resonances [16–19]. Many of these studies were performed in the vicinity of overlapping resonances [12–17], but the theoretical treatment rarely goes beyond an isolated resonance. For a few exception see Refs. [20, 21].

Recent efforts to fully incorporate the multi-channel character of two-body interactions suggest properly including the hyperfine structure of the real atomic system [18, 19, 22]. Although this is arguably the most comprehensive approach, it comes at the expense of heavy numerical calculations and the absence of direct relations between the microscopic parameters of the theory and the macroscopic experimental observables. Here, in contrast, we consider the simplest way to deal with a consequence of the multi-channel character of two-body interactions, namely the existence of two *overlapping* Feshbach resonances. We generalize the two-channel model, which is suitable for isolated narrow Feshbach resonances [23], to two overlapping resonances by including a second closed channel with an independently tunable bound state. For completeness an inter-molecular coupling between the two closed channels is incorporated.

We develop a protocol to fix all model parameters in the two-body sector and compute the Efimov spectrum without any adjustable parameters. In three-body sector we identify unique features related to the addition of a second closed channel and discuss their experimental implications.

The paper is organized as follows. We begin in Sec. II by examining the expected phenomenology of the three-channel model. In Sec. III we state the three-channel model Hamiltonian and derive equations for the scattering amplitude, dimer binding energy and trimer binding energy. The model is applied to three distinct systems in Sec. IV and their experimental relevance is addressed. The model's bare parameters are further discussed in Sec. V and the trimer eigen functions are analyzed in Sec. VI. We conclude in Sec. VII with possible extensions of the three-channel model.

II. PHENOMENOLOGY OF THE THREE-CHANNEL MODEL

The two-channel model is very successful at reproducing the basic phenomenology of a narrow and isolated Feshbach resonance. It captures both the two- and the three-body sector [23]. In its most fundamental form one considers a featureless open channel (i.e. no background scattering) and, coupled to it, a closed (molecular) channel detuned from the open channel by a magnetic field dependent binding energy. For completeness, this model is reviewed in Appendix A. It has been applied to various aspects of bosonic [24–28] and fermionic [29–34] scenarios and may be generalized to include background scattering in the open channel [35] and to hetero-nuclear systems [36, 37].

Here we take a different route and generalize the model to three channels by adding a second molecular channel.

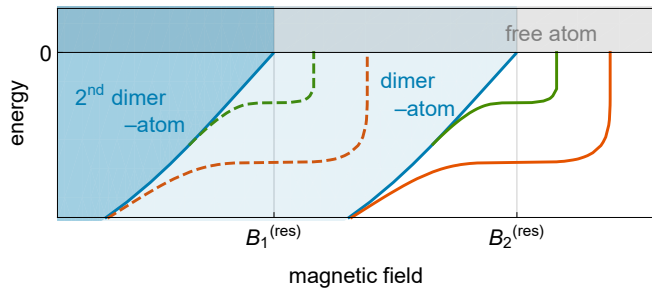


FIG. 1. Schematic representation of the three-body sector of overlapping resonances. The two resonance positions are labeled $B_{1,2}^{(\text{res})}$. The binding energies of the dimers (blue curves) as well as the ground (orange) and excited (green) state trimers are plotted. The regions of the free atom continuum (gray, positive energy) and the two dimer-atom continua (shades of blue) are indicated. The trimers associated with $B_1^{(\text{res})}$ are embedded in the dimer-atom continuum due to the resonance at $B_2^{(\text{res})}$.

The coupling of the two molecular channels to the free atom continuum gives rise to two scattering resonances and two two-body bound states which we call dimers. Note the distinction between a molecular state, which is a bare state of the (non-interacting) Hamiltonian, and a dimer, which is the two-body bound eigen state of the full Hamiltonian. In the three-body sector, which is schematically illustrated in Fig. 1, there are three types of continua. In addition to the free atom continuum there are two different dimer-atom continua – one above each dimer. Around each of the resonances and below the respective dimers we expect three-body bound states, i.e. Efimov trimers. Note though that only the trimers associated with the higher resonance (higher magnetic field, $B_2^{(\text{res})}$ in Fig. 1) are true bound states. The $B_1^{(\text{res})}$ trimers coexist with a continuum of dimer-atom states and are therefore not stable bound states. The question of their existence depends on their lifetime and they might be manifested as dimer-atom collision resonances [30]. This subject is, however, beyond the scope of the present discussion in which only true bound states are considered.

III. DERIVATION OF THE THREE-CHANNEL MODEL

The following three-channel Hamiltonian is the most general extension of the two-channel model. We use it to formulate equations for the scattering amplitude and the dimer binding energy (two-body sector). We examine the two-body sector and relate the bare parameters to physical observables before moving on to the three-body sector where the equation for Efimov bound states is presented and discussed.

A. Three-Channel Hamiltonian

The full Hamiltonian of the three-channel model is $\hat{H} = \hat{H}_0 + \hat{H}_{\text{int}}$, where $\hat{H}_{\text{int}} = \hat{H}_1 + \hat{H}_2 + \hat{H}_{12}$. The first term is the bare Hamiltonian of all three channels

$$\hat{H}_0 = \int \frac{d^3k}{(2\pi)^3} \left[\frac{\hbar^2 k^2}{2m} \hat{a}_{\vec{k}}^\dagger \hat{a}_{\vec{k}} + \left(E_{b,1} + \frac{\hbar^2 k^2}{4m} \right) \hat{b}_{\vec{k}}^\dagger \hat{b}_{\vec{k}} + \left(E_{b,2} + \frac{\hbar^2 k^2}{4m} \right) \hat{c}_{\vec{k}}^\dagger \hat{c}_{\vec{k}} \right], \quad (1)$$

where $\hat{a}_{\vec{k}}$ annihilates free particles and $\hat{b}_{\vec{k}}$ ($\hat{c}_{\vec{k}}$) annihilates molecules in the first (second) molecular channel with bare molecular energy $E_{b,1}$ ($E_{b,2}$). We assume the latter to be an affine function of the magnetic field: $E_{b,i} = \mu_i (B_i - B)$, where μ_i is the magnetic moment of the i -th molecular channel with respect to the free atom continuum and B_i is the bare resonance position. Without loss of generality we assume $B_1 < B_2$. Both

molecular channels are coupled to the open channel via

$$\hat{H}_1 = \Lambda_1 \int \frac{d^3 k}{(2\pi)^3} \int \frac{d^3 q}{(2\pi)^3} \left[\hat{b}_k^\dagger \hat{a}_{\vec{q}+\frac{\vec{k}}{2}} \hat{a}_{-\vec{q}+\frac{\vec{k}}{2}} + \hat{a}_{-\vec{q}+\frac{\vec{k}}{2}}^\dagger \hat{a}_{\vec{q}+\frac{\vec{k}}{2}}^\dagger \hat{b}_k \right] \quad (2)$$

and

$$\hat{H}_2 = \Lambda_2 \int \frac{d^3 k}{(2\pi)^3} \int \frac{d^3 q}{(2\pi)^3} \left[\hat{c}_k^\dagger \hat{a}_{\vec{q}+\frac{\vec{k}}{2}} \hat{a}_{-\vec{q}+\frac{\vec{k}}{2}} + \hat{a}_{-\vec{q}+\frac{\vec{k}}{2}}^\dagger \hat{a}_{\vec{q}+\frac{\vec{k}}{2}}^\dagger \hat{c}_k \right]. \quad (3)$$

In addition, the two molecular channels are coupled to each other via

$$\hat{H}_{12} = \Lambda_{12} \int \frac{d^3 k}{(2\pi)^3} \left[\hat{c}_k^\dagger \hat{b}_k + \hat{b}_k^\dagger \hat{c}_k \right]. \quad (4)$$

The Hamiltonian thus has five bare parameters, namely the bare resonance positions B_1 and B_2 , and the coupling constants Λ_1 , Λ_2 and Λ_{12} . Since background scattering in the open channel is not included in the model we expect it to work for systems with vanishingly small background scattering length a_{bg} .

B. Two-Body Observables: Scattering Length, Effective Range and Binding Energy

To describe the two-body sector we solve the Schrödinger equation $(\hat{H} - E)|\psi_{2B}\rangle = 0$ with the most general two-body Ansatz in the center-of-mass frame:

$$|\psi_{2B}\rangle = \gamma \hat{c}_{\vec{k}=0}^\dagger |0\rangle + \beta \hat{b}_{\vec{k}=0}^\dagger |0\rangle + \int \frac{d^3 k}{(2\pi)^3} \alpha_{\vec{k}} \hat{a}_{\vec{k}}^\dagger \hat{a}_{-\vec{k}}^\dagger |0\rangle. \quad (5)$$

In the following, all quantities are renormalized with respect to a naturally arising momentum cut-off k_c and its associated energy $E_c = \hbar^2 k_c^2/m$. For clarity, a dimensional quantity x is denoted \tilde{x} after it is renormalized and dimensionless, for example, the renormalized scattering length a (dimensionful) is denoted \tilde{a} (dimensionless) and they are related via $\tilde{a} = k_c a$. However, dimensions of magnetic field are not renormalized. The molecular magnetic moment μ_i (dimensions of energy per magnetic field: J/G) is renormalized to $\tilde{\mu}_i = \mu_i/E_c$ which has dimensions of 1/G.

For positive energy $E = \hbar^2 k_0^2/m > 0$ the Schrödinger equation leads to two coupled equations for the molecular amplitudes β and γ :

$$\left(\tilde{\mu}_1 (B_1 - B) - \tilde{k}_0^2 \right) \tilde{\beta} + 2\tilde{\Lambda}_1 + \tilde{\Lambda}_{12} \tilde{\gamma} - \frac{\tilde{\Lambda}_1}{\pi^2} \left(1 - \frac{i\pi}{2} \tilde{k}_0 \right) (\tilde{\Lambda}_1 \tilde{\beta} + \tilde{\Lambda}_2 \tilde{\gamma}) = 0 \quad (6a)$$

$$\left(\tilde{\mu}_2 (B_2 - B) - \tilde{k}_0^2 \right) \tilde{\gamma} + 2\tilde{\Lambda}_2 + \tilde{\Lambda}_{12} \tilde{\beta} - \frac{\tilde{\Lambda}_2}{\pi^2} \left(1 - \frac{i\pi}{2} \tilde{k}_0 \right) (\tilde{\Lambda}_1 \tilde{\beta} + \tilde{\Lambda}_2 \tilde{\gamma}) = 0 \quad (6b)$$

with which the scattering amplitude

$$\tilde{f}_{k_0} = -\frac{\tilde{\Lambda}_1 \tilde{\beta} + \tilde{\Lambda}_2 \tilde{\gamma}}{4\pi} \quad (7)$$

is computed. The resulting expression is expanded to second order in \tilde{k}_0 and compared to the effective range expansion $\tilde{f}_{k_0}^{-1} = -\tilde{a}^{-1} - i\tilde{k}_0 + \tilde{r}_e \tilde{k}_0^2/2$ to find \tilde{a} and \tilde{r}_e .

If instead of the scattering states ($E > 0$) we search for a bound state solution $E = -\hbar^2 \lambda_D^2/m < 0$ ($\lambda_D > 0$) the following equations are obtained for the binding wave number of the dimer $\tilde{\lambda}_D$ and the ratio $\chi = \tilde{\beta}/\tilde{\gamma}$:

$$\left(\tilde{\mu}_1 (B_1 - B) + \tilde{\lambda}_D^2 \right) \chi + \tilde{\Lambda}_{12} - \frac{\tilde{\Lambda}_1}{\pi^2} \left(1 - \tilde{\lambda}_D \frac{\pi}{2} \right) (\tilde{\Lambda}_1 \chi + \tilde{\Lambda}_2) = 0 \quad (8a)$$

$$\left(\tilde{\mu}_2 (B_2 - B) + \tilde{\lambda}_D^2 \right) + \tilde{\Lambda}_{12} \chi - \frac{\tilde{\Lambda}_2}{\pi^2} \left(1 - \tilde{\lambda}_D \frac{\pi}{2} \right) (\tilde{\Lambda}_1 \chi + \tilde{\Lambda}_2) = 0 \quad (8b)$$

By eliminating χ , the two coupled Eqs. (8) can be written as a fourth order polynomial equation in $\tilde{\lambda}_D$. Dependent on the value of B it has two, one or no positive solutions. The values of B at which the number of solutions changes coincides with the resonance positions $a \rightarrow \pm\infty$ which we denote $B_i^{(\text{res})}$.

Details on the derivation of Eqs. (6), (7) and (8) can be found in Appendix B 1.

C. Relating the Bare Parameters to Observables

Eliminating the amplitudes $\tilde{\beta}$ and $\tilde{\gamma}$ from Eqs. (6) with $\tilde{k}_0 = 0$ one finds an analytic expression for $\tilde{a} = -\tilde{f}_{k_0=0} = (\tilde{\Lambda}_1 \tilde{\beta} + \tilde{\Lambda}_2 \tilde{\gamma})|_{k_0=0}/4\pi$ which can be parametrized as:

$$\tilde{a}(B) = \frac{\tilde{\Delta}_1}{B_1^{(\text{res})} - B} + \frac{\tilde{\Delta}_2}{B_2^{(\text{res})} - B}, \quad (9)$$

where the resonance widths $\tilde{\Delta}_i$ and the positions $B_i^{(\text{res})}$ (for $i = 1, 2$) are observable parameters [38]. This parametrization is also obtained in the context of multi-channel quantum defect theory [9] (see Appendix B 3) and, therefore, generic. Analytic expressions relating the four observable and five bare parameters are given in Appendix B 2. As expected, the observable parameters do not depend on the absolute position of the bare resonances but only on the difference $B_1 - B_2$, except for $B_i^{(\text{res})}$ which also depend additively on the mean

$(B_1 + B_2)/2$ for positioning. Because there is one more bare parameter than there are observable parameters there is an apparent redundancy in the model. Indeed, keeping the observable parameters fixed, one can, for example, find a set of parameters $(\tilde{\Lambda}_1, \tilde{\Lambda}_2, B_1, B_2)$ for a variety of $\tilde{\Lambda}_{12}$ values without altering the scattering amplitude, the dimer binding energy or the trimer binding energy. This is further discussed in Sec. V below.

D. Three-Body Sector: Efimov Trimers

Here the main result of this paper, the equation for the trimer binding energy in the three-channel model, is stated. Details of the derivation can be found in Appendix B 4. In short, the trimer binding energy $E_T = -\hbar^2 \lambda_T^2/m$, with $\lambda_T > \max(0, \lambda_D)$, is the eigen value associated with the three-body wave function:

$$|\psi_{3B}\rangle = \int \frac{d^3k}{(2\pi)^3} \gamma_{\vec{k}} \hat{c}_{\vec{k}}^\dagger \hat{a}_{-\vec{k}}^\dagger |0\rangle + \int \frac{d^3k}{(2\pi)^3} \beta_{\vec{k}} \hat{b}_{\vec{k}}^\dagger \hat{a}_{-\vec{k}}^\dagger |0\rangle + \int \frac{d^3k}{(2\pi)^3} \int \frac{d^3q}{(2\pi)^3} \alpha_{\vec{k}, \vec{q}} \hat{a}_{\vec{q}+\frac{\vec{k}}{2}}^\dagger \hat{a}_{-\vec{q}+\frac{\vec{k}}{2}}^\dagger \hat{a}_{-\vec{k}}^\dagger |0\rangle. \quad (10)$$

Hence one must solve the Schrödinger equation $(\hat{H} - E_T)|\psi_{3B}\rangle = 0$ to arrive at a closed equation for λ_T . The condition $\lambda_T > \max(0, \lambda_D)$ implies that only trimers associated with the higher resonance are properly determined by the following equations. In between the two dimers, where Efimov trimers associated with the lower resonance are expected (see Fig. 1), a solution for any value of λ_T exists due to the dimer-atom continuum. It is not possible to distinguish between the dimer-atom and the trimer state since both are of the form (10) [39].

Direct substitution of $|\psi_{3B}\rangle$ into $(\hat{H} - E_T)|\psi_{3B}\rangle = 0$ leads to three coupled integral equations which are reduced to two by eliminating the free particle amplitude $\alpha_{\vec{k}, \vec{q}}$. It is then convenient to write the two remaining three-body scattering amplitudes as a vector $\psi(k) = (\beta_k, \gamma_k)^T$ and put the coefficients in a 2×2 matrix $\mathcal{M}_{\lambda_T}(k, q)$ that depends on λ_T . The Schrödinger equation thus takes the form $\int_0^\infty dq \mathcal{M}_{\lambda_T}(k, q) \psi(q) = 0$ and a non-trivial solution is obtained for $\det \mathcal{M}_{\lambda_T}(k, q) = 0$. After renormalizing with respect to the momentum cut-off and using the practical substitution $k = (2/\sqrt{3})\lambda_T \sinh \xi$, the Schrödinger equation can be written as:

$$\int_{-\infty}^{\infty} d\xi \mathcal{M}_{\lambda_T}(\xi, \xi') \psi(\xi') = 0. \quad (11)$$

The lower integration limit was extended to $-\infty$ by demanding that both $\tilde{\beta}_\xi$ and $\tilde{\gamma}_\xi$ be odd functions of ξ . The vector $\psi(\xi)$ is now defined as $\psi(\xi) = (\tilde{\beta}_\xi, \tilde{\gamma}_\xi)^T$ and the

matrix elements are:

$$(\mathcal{M}_{\lambda_T})_{ij} = \left[(f_i(\xi') - h(\xi')) \delta_{ij} + h(\xi') - \tilde{\Lambda}_i \tilde{\Lambda}_j g(\xi') \right] \delta(\xi - \xi') - \tilde{\Lambda}_i \tilde{\Lambda}_j L(\xi, \xi'), \quad (12)$$

where we have defined:

$$f_i(\xi) = \tilde{\lambda}_T \cosh \xi + \frac{\tilde{\mu}_i}{\tilde{\lambda}_T \cosh \xi} (B_i - B), \quad (13a)$$

$$g(\xi) = \frac{1}{\pi^2} \left(\frac{1}{\tilde{\lambda}_T \cosh \xi} - \frac{\pi}{2} \right), \quad (13b)$$

$$h(\xi) = \frac{\tilde{\Lambda}_{12}}{\tilde{\lambda}_T \cosh \xi}, \quad (13c)$$

$$L(\xi, \xi') = \frac{2}{\sqrt{3}\pi^2} \ln \left(\frac{e^{2(\xi-\xi')} + e^{\xi-\xi'} + 1}{e^{2(\xi-\xi')} - e^{\xi-\xi'} + 1} \right). \quad (13d)$$

The requirement of a vanishing determinant:

$$\det \mathcal{M}_{\lambda_T}(\xi, \xi') = 0, \quad (14)$$

is a closed equation for λ_T . Depending on the magnetic field there are many values $\lambda_T = \lambda_T^{(\text{sol})}$ for which Eq. (14) is satisfied. To single out the physical solutions corresponding to three-body bound states one must compute the zero-eigenvalue eigenfunction $\psi(\xi)$ of $\mathcal{M}_{\lambda_T^{(\text{sol})}}$ in accordance with Eq. (11) and determine $\tilde{\beta}_\xi$ and $\tilde{\gamma}_\xi$. The mathematical solution $\lambda_T^{(\text{sol})}$ is physically relevant only if both are odd functions of ξ . In addition, the number of nodes in $\tilde{\beta}_\xi$ and $\tilde{\gamma}_\xi$ allows the assignment of $\lambda_T^{(\text{sol})}$ to the ground or an excited Efimov state (see Sec. VI).

IV. APPLICATION TO MODEL SYSTEMS

A. Definitions

To illustrate the three-channel model we choose a model atom whose molecular bound states are pure spin

type	NB	NN	BN
Δ_1/a_0 (G)	150	150	1000
Δ_2/a_0 (G)	1000	150	150
$B_1 - B_2^{(\text{res})}$ (G)	-39.3857	-23.7856	-54.0702
$B_2 - B_2^{(\text{res})}$ (G)	-17.22	-5.76371	-2.53547
$\tilde{\Lambda}_1$	2.02991	0.776438	2.29268
$\tilde{\Lambda}_2$	1.21692	0.926494	0.587429
$\tilde{\Lambda}_{12}$	0.1	0.1	0.1

TABLE I. Parameters of the three model systems.

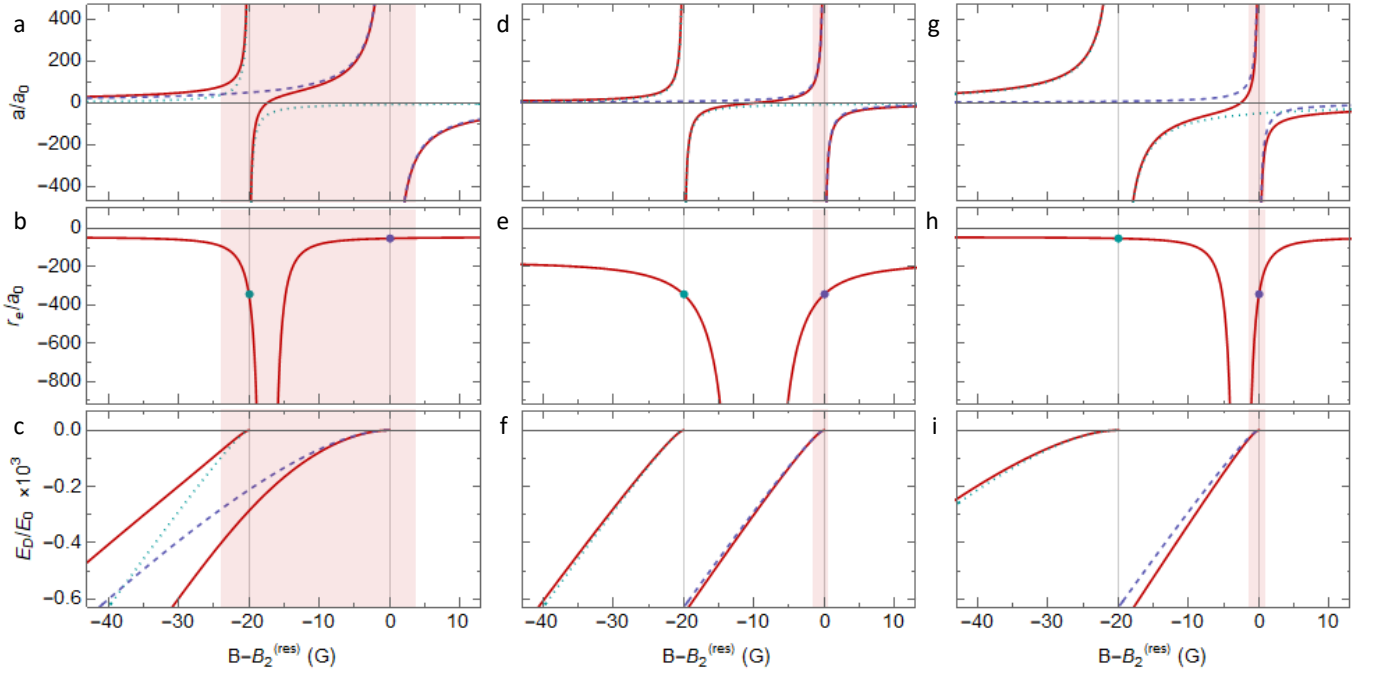


FIG. 2. Two-body sector. The scattering length (a,d,g), effective range (b,e,h) and dimer binding energy (c,f,i) for the NB (a,b,c), NN (d,e,f) and BN (g,h,i) scenarios are shown. The three-channel model (solid curves) is compared to the two-channel model applied to the lower (dotted) and higher (dashed) resonance. In (b,e,h) the two-channel value of the effective range is represented by a point because of its lack of B -dependence. The grey vertical lines indicate the resonance positions $B_1^{(\text{res})}$ and $B_2^{(\text{res})}$, and the shaded region shows the extent of the ground state Efimov trimer $B_\star^{(0)} < B < B_-^{(0)}$ associated with $B_2^{(\text{res})}$.

singlets and consider high magnetic fields such that the Zeeman shift is linear to a good approximation. The value of the magnetic moment is thus $\mu_1 = \mu_2 = -2\mu_B$, where $\mu_B = 1.4 \text{ MHz/G}$ is the Bohr magneton. The momentum cut-off is somewhat arbitrarily fixed to $k_c = 0.05/a_0$ but as discussed in Sec. V, the results are indifferent to variations in k_c . All lengths are calculated in units of the Bohr radius a_0 and all energies in units of $E_0 = \hbar^2/ma_0^2$, where m is the atomic mass. Three scenarios are considered: $\Delta_1 \ll \Delta_2$ (denoted NB), $\Delta_1 = \Delta_2$ (NN) and $\Delta_1 \gg \Delta_2$ (BN) – see Table I. The distance between the two resonances is identical in all three scenarios, we choose $B_2^{(\text{res})} - B_1^{(\text{res})} = 20 \text{ G}$, so the only difference between the models is the width. In the NN scenario, as will be shown, $B_2^{(\text{res})} - B_1^{(\text{res})}$ is too large for the two resonances to be considered overlapping. We therefore expect the results of the three-channel model to be in good agreement with those of the two-channel model, i.e. the additional channel has no influence on the two- and three-channel observables. This system is used as a sanity check for our three-channel model. In the NB (BN) scenario the higher (lower) resonance is broadened to make them overlapping. (Alternatively one could keep $\Delta_1 = \Delta_2$ constant and decrease $B_2^{(\text{res})} - B_1^{(\text{res})}$ to generate overlap.) Because the three-channel model allows determination of the higher resonance trimers only, both the case NB and BN are considered. In each scenario we ask the question: How does the resonance at $B_1^{(\text{res})}$

influence the Efimov spectrum around $B_2^{(\text{res})}$?

B. Two-Body Sector

From the analytic equations in Appendix B2 we find the bare parameters for each model (Table I). Here, because of the redundancy in number of bare parameters, we fix $\tilde{\Lambda}_{12} = 0.1$. Other options and their consequences are discussed in Secs. V and VI.

We use the two-body equations to compute the scattering lengths, effective ranges and dimer binding energies of the three scenarios. The results are compared to an individual treatment of the resonances with the two-channel model (Fig. 2). As expected, the two-channel model is a good approximation only in the direct vicinity of the resonance. The three-channel model introduces three important additions. (1) The scattering length is forced to cross $a = 0$ in between the two resonances, close to the narrower one. According to the two-channel model this never happens (for zero background scattering length). (2) While in the two-channel model the effective range is constant across the Feshbach resonance, it develops a magnetic field dependence in the three-channel model. In particular, at $a = 0$, $r_e \rightarrow -\infty$. (3) Finally, unlike the two independent dimer energy levels arising from an individual treatment of the two resonances with the two-channel model, level repulsion naturally arises

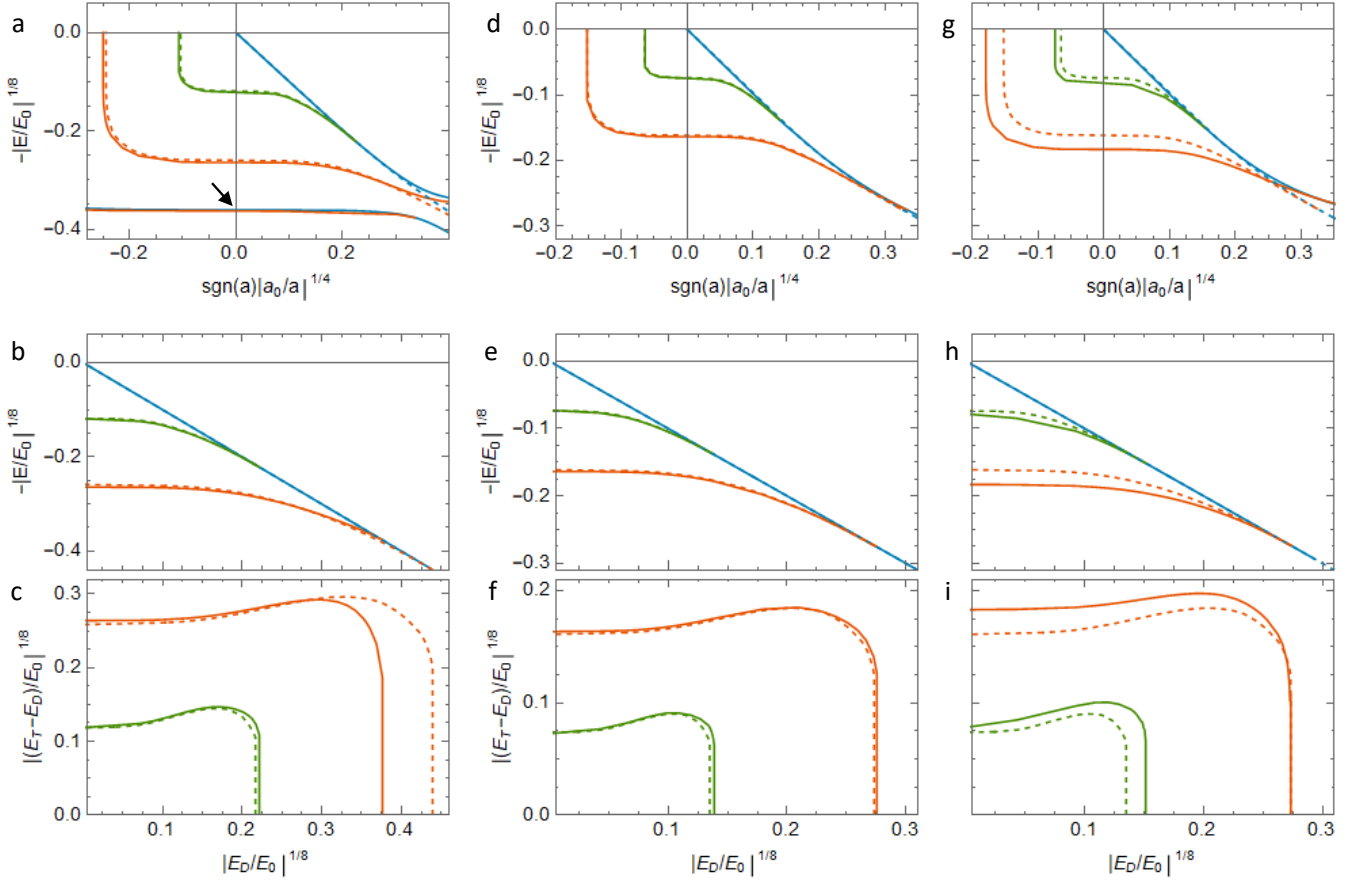


FIG. 3. Three-body sector. The dimer (blue), ground state trimer (orange) and excited state trimer (green) are plotted as a function of the inverse scattering length (a,d,g) and, for $a > 0$, the dimer binding energy (b,e,h). The difference between the trimer and the dimer is shown in (c,f,i). As in Fig. 2 the three columns correspond to the NB (a,b,c), NN (d,e,f) and BN (g,h,i) scenario. The three-channel model (solid curves) is compared to the two-channel model (dashed). The arrow in (a) indicates where the lower resonance $B_1^{(\text{res})}$ is crossed.

in the three-channel model. We stress at this point that the level repulsion is not due to $\tilde{\Lambda}_{12}$ but is intrinsic to the model and also happens for $\tilde{\Lambda}_{12} = 0$. The physical origin of the repulsion in this case is the second-order coupling through the continuum via \hat{H}_1 and \hat{H}_2 . Changing $\tilde{\Lambda}_{12}$ (and accordingly also $\tilde{\Lambda}_1$ and $\tilde{\Lambda}_2$, see Sec. V) tunes the relative strength of the two.

The NN scenario in Fig. 2(d,e,f) is hardly affected by the additional channel. In particular the two dimers are nearly identical in both treatments. As mentioned above, this is the consequence of $B_2^{(\text{res})} - B_1^{(\text{res})}$ being large compared to $\Delta_1 = \Delta_2$ and the resonances cannot be considered properly overlapping. The three-channel model thus reproduces the results of the two-channel model in the limit of non-overlapping resonances. Nevertheless, all three additions of the three-channel model, however small, are appreciable.

In the NB scenario on the other hand extensive repulsion of the two dimers is visible [Fig. 2(a,b,c)]. The two-channel model dimers are not coupled and intersect each other at a binding energy of $-0.57 \cdot 10^{-3} E_0$. The

mutual coupling introduced in the three-channel model leads to an avoided crossing, strongly altering their functional form. This is a stark contrast to the two-channel model already at the two-body level.

Finally, to lesser extent, this repulsion can also be seen in the BN scenario; Fig. 2(g,h,i). The effect is much weaker because the two-channel model dimers don't cross. In addition, a scattering length zero-crossing and its associated effective range divergence are introduced relatively close to the narrow resonance due to the neighboring broader resonance.

We note that the scattering length zero-crossing could also be obtained in the two-channel model by using a non-zero background scattering length to account for the lower resonance. Although the magnetic field regime for which the two- and three-channel scattering length agree would be extended, it would remain limited to the vicinity of the resonance. The use of a non-zero background scattering length also raises the question of how to define it. Does one prefer a larger regime of agreement or a perfect overlap at the zero-crossing? Using the

lower resonance explicitly avoids these questions, automatically takes into account the background generated by the nearby resonance and, most importantly, makes it magnetic field dependent.

A more general model than we are presenting here would include both resonances and, in addition, a background scattering which arises from scattering in the open channel – not another closed channel.

C. Three-Body Sector

Here we solve the three-body equations for the three scenarios. In each case we compute the ground and first excited Efimov state around $B_2^{(\text{res})}$. They are plotted in Fig. 3 as a function of the inverse scattering length and as a function of the dimer binding energy. The three-channel model is compared to the solution obtained from an isolated resonance according to the two-channel model. We denote the scattering length value at which the n -th trimer (starting from the ground state $n = 0$) crosses the free-atom continuum by $a_-^{(n)}$ and the value at which it merges with the dimer-atom continuum by $a_*^{(n)}$. The corresponding magnetic field values are denoted $B_-^{(n)}$ and $B_*^{(n)}$, respectively. To put the extent of the Efimov spectrum in context, Fig. 2 highlights the region $B_*^{(0)} < B < B_-^{(0)}$ for the three scenarios.

As in the two-body sector, the NN scenario is hardly affected by the additional molecule, demonstrating again that the three-channel model reduces to the two-channel model for large $B_2^{(\text{res})} - B_1^{(\text{res})}$ and small $\Delta_{1,2}$ [Fig. 3(d,e,f)]. The three-channel trimers almost overlap with the two-channel trimers, although they are pushed to slightly deeper binding energies.

For smaller $B_2^{(\text{res})} - B_1^{(\text{res})}$ the overlap grows and the deepening effect increases. As a real world example one may consider the bb channel of ^{39}K which features two very close resonances ($B_2^{(\text{res})} - B_1^{(\text{res})} = 6.8$ G) of comparable widths. Indeed the Δ -parameters are within 10% – 15% of $\Delta_1/a_0 = \Delta_2/a_0 = 150$ G while $B_2^{(\text{res})} - B_1^{(\text{res})}$ is a factor of ~ 3 smaller than in our NN scenario. Experiments have shown deviations from the prediction of the two-channel model [16]. In fact, $a_-^{(0)}$ was found to be at a lower scattering length value than predicted, in agreement with the general trend pointed out by the three-channel model. Using coupled-channels values for the experimentally relevant parameters [40] the three-channel model predicts $a_-^{(0)} \approx -6030a_0$. This corresponds to a shift of $\sim 8\%$ with respect to the two-channel model value $a_-^{(0)} \approx -6550a_0$. The reported experimental value is $a_-^{(0)} \approx -1000a_0$. A quantitative comparison to the experiment is, however, inconvenient since the measurements, as pointed out in Ref. [16], are accompanied by large uncertainties which arise mainly from the fact that the functional form of the experimental results disagree with the known theoretical models. Thus, the

level of understanding of these results have yet to reach a level which would allow a meaningful comparison with the three-channel model.

In the NB scenario, the most striking difference is that the ground state trimer extends from $B_-^{(0)} > B_2^{(\text{res})}$ to $B_*^{(0)} < B_1^{(\text{res})}$ [see shaded region in Fig. 2(a,b,c)], i.e. it merges with the atom-dimer continuum after passing through the scattering length zero-crossing and the pole of the lower resonance. This is manifested by E_D and $E_T^{(0)}$ exiting the plot in Fig. 3(a) through $1/a \rightarrow \infty$, reentering from $1/a \rightarrow -\infty$, crossing $1/a = 0$ again due to the lower resonance [see arrow in Fig. 3(a)] to finally merge in the $a > 0$ region. Note that the Efimov trimer remains bound even though the scattering length vanishes. The two-channel model can't possibly capture this effect due to the absence of the second molecular channel, even if one would include a non-zero background scattering length. In fact, the background scattering length induced by the second resonance obviously diverges at its pole. This strong magnetic field dependence makes the extension of the two-channel model by any finite (constant) background scattering length ineffective. In addition, although the three-channel trimer is slightly deeper bound than the two-channel trimer for most of the spectrum, as they approach $a_*^{(0)}$ the two cross and the three-channel trimer merges at a larger scattering length value [Fig. 3(b,c)]. The effect on the excited trimer is very similar to the NN scenario.

A real world example for the NB scenario is the bb channel in ^7Li . It features two resonances with $R_1^* = 722a_0$ ($s_{\text{res},1} = 0.0411$), $R_2^* = 60a_0$ ($s_{\text{res},2} = 0.493$) and $B_2^{(\text{res})} - B_1^{(\text{res})} = 48.4$ G [9, 41, 42]. Indeed, the three-channel model is very good in the two-body sector. It reproduces the scattering length, effective range and dimer binding energies better than the individual two-channel model treatments (see Appendix C). However, the three-body sector is unexpectedly dominated by finite-range corrections despite both resonances having $s_{\text{res}} < 1$ [43]. The reason for this behavior is currently unknown and considered an open question in few-body physics [44, 45]. This puzzle is beyond the reach of our simplified model which neglects all van der Waals physics.

The trimer in the BN scenario is pushed to lower energies by an appreciable amount as shown in Fig. 3(g). In particular, the Efimov resonance at $a_-^{(0)}$, is shifted from $R_*/a_-^{(0)} = -0.092$ in the two-channel model [31] to $R_*/a_-^{(0)} = -0.174$. This factor of ~ 2 reduction in the absolute value of $a_-^{(0)}$ works in favor of the experimental demonstration of Efimov physics in the vicinity of narrow resonances, as it relaxes severe magnetic field stability requirements necessary for experimental exploration of narrow Feshbach resonances [17]. On the $a > 0$ side one notes that $a_*^{(0)}$ is unaltered but the excited state $a_*^{(1)}$ is [see Fig. 3(h,i)]. In addition, away from $a_*^{(n)}$ ($n = 0, 1$) both states are pushed to deeper binding energies and reach maximal deviation from the two-channel model at

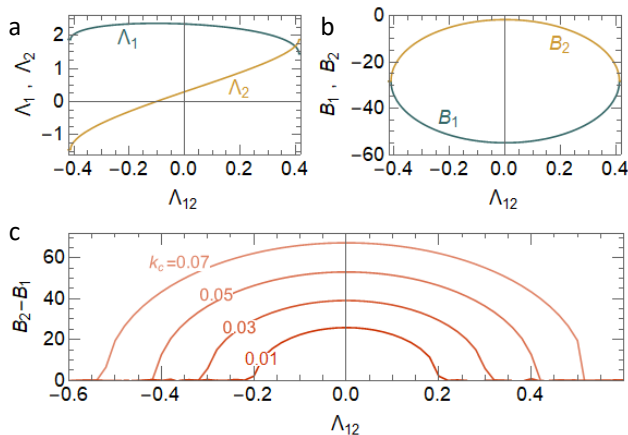


FIG. 4. Dependence of (a) $\tilde{\Lambda}_{1,2}$ and of (b) $B_{1,2}$ (with respect to $B_2^{(\text{res})}$) on $\tilde{\Lambda}_{12}$ for fixed k_c and observable parameters. (c) Dependence of $B_2 - B_1$ on $\tilde{\Lambda}_{12}$ for various values of k_c as indicated (in units of $1/a_0$) and fixed observable parameters.

the resonance position where $E_D \rightarrow 0$. We note that in this particular scenario a two-channel model which includes a non-zero background scattering length would be in better agreement with the three-channel results. However, we expect the three-channel model to be superior, because it naturally includes the magnetic field dependence of the background scattering length. It also removes the unavoidable ambiguity of choosing a certain background scattering length in the improved two-channel model.

For the BN scenario we mention the aa channel of the heteronuclear $^6\text{Li-Cs}$ system as a real world example. Its two resonances have $s_{\text{res},1} = 0.66$ and $s_{\text{res},2} = 0.05$ and their distance is $B_2^{(\text{res})} - B_1^{(\text{res})} = 49.9$ G. In fact, this is the only system to date, where Efimov resonances near a truly narrow Feshbach resonance (i.e. for a resonance with $s_{\text{res}} \ll 1$ as opposed to $s_{\text{res}} \lesssim 1$) were measured [17]. The experimental value of $a_-^{(1)}$ associated with the $B_2^{(\text{res})}$ trimers was found to be significantly lower than predicted by two-channel theory. Quantitative analysis of this system with the three-channel model requires extension of the latter to the hetero-nuclear case.

V. DISCUSSION OF THE FREE BARE PARAMETER

As mentioned in Sec. III C (see also Appendix B 2) there are four observable parameters, namely $\{B_{1,2}^{(\text{res})}, \Delta_{1,2}\}$, related to the five bare parameters $\{B_{1,2}, \tilde{\Lambda}_{1,2,12}\}$ of the model. Hence, one of the latter is free to choose. We emphasize though, that as long as the observable parameters are fixed, and therefore constrain the bare parameters to change in a mutually dependent manner, all two- and three-body observables (such as scattering length and binding energies) remain

the same.

For illustration, in what follows, we treat $\tilde{\Lambda}_{12}$ as the free parameter and fix the observable parameters to those of the BN scenario. The $\tilde{\Lambda}_{12}$ -dependence of the other four bare parameters is shown in Fig. 4(a,b) for fixed cut-off $k_c = 0.05/a_0$. As $|\tilde{\Lambda}_{12}|$ increases the bare resonance position difference $B_2 - B_1$ decreases towards 0. Beyond the point where $B_2 - B_1 = 0$ no solution for the analytic equations of Appendix B 2 exists. Therefore, there is a maximal value $\tilde{\Lambda}_{12}^{\text{max}}$ which the intermolecular coupling constant can assume.

Although $\tilde{\Lambda}_{12}$ may in principle be chosen anywhere in the range $-\tilde{\Lambda}_{12}^{\text{max}} < \tilde{\Lambda}_{12} < \tilde{\Lambda}_{12}^{\text{max}}$, additional physical inputs can constrain $\tilde{\Lambda}_{12}$. For example, the absolute position of $B_{1,2}$ or their relative position $B_2 - B_1$ introduces a fifth condition on the bare parameters. Alternatively, one may wish to maintain $|\tilde{\Lambda}_1| > |\tilde{\Lambda}_2|$, as is the case in the two-channel model. See, for example, the case of the bb -channel of ^7Li considered in Appendix C.

Fig. 4(c) shows the relative position $B_2 - B_1$ as a function of $\tilde{\Lambda}_{12}$ for various values of k_c . The value of $\tilde{\Lambda}_{12}^{\text{max}}$ increases together with k_c and so does the range of $B_{1,2}$. Physically, k_c should be chosen on the order of the inverse potential range, i.e. $k_c \sim 1/r_{\text{vdW}}$. Variations have no influence on the two- and three-body observables though. Also here, additional physical inputs of a real system may further constrain the value of k_c .

VI. TRIMER EIGEN FUNCTIONS

The matrix $\mathcal{M}_{\lambda_T^{(\text{sol})}}(\xi, \xi')$, with $\lambda_T^{(\text{sol})}$ a solution of Eq. (14), has one vanishing eigenvalue in accordance with Eq. (11). We compute the corresponding eigenfunction $\psi_0(\xi)$ satisfying $\int d\xi' \mathcal{M}_{\lambda_T^{(\text{sol})}}(\xi, \xi') \psi_0(\xi') = 0$ and extract the amplitudes of $\psi_0(\xi) = (\tilde{\beta}_\xi, \tilde{\gamma}_\xi)^T$. Recall that the amplitudes that correspond to a physical bound state are odd functions of ξ (odd number of nodes) which implies that they vanish at $\xi = 0$. Solutions of Eq. (14) that lead to an even zero-eigenvalue eigenfunction are discarded on this basis.

For specificity the following discussion focuses on the ground state of the BN scenario, whose binding energy is shown in Fig. 5(b), but the conclusions are general. The amplitudes $\tilde{\beta}_\xi$ and $\tilde{\gamma}_\xi$ for the three values $\tilde{\Lambda}_{12} = 0.1, 0.16$ and 0.24 are shown in Fig. 5(c,d), (e,f) and (g,h) respectively. While $\tilde{\gamma}_\xi$ is insusceptible and has a single node (at $\xi = 0$), the form of $\tilde{\beta}_\xi$, whose amplitude is an order of magnitude smaller, is sensitive to changes in $\tilde{\Lambda}_{12}$. Fig. 5(c,e,g) shows how the number of nodes changes from one to three as $\tilde{\Lambda}_{12}$ is increased. For certain values of $\tilde{\Lambda}_{12}$, see Fig. 5(b,e), the number of nodes depends on the position within the spectrum. There is a critical magnetic field value B_{crit} above (below) which $\tilde{\beta}_\xi$ has one (three) nodes. Moreover, B_{crit} depends on $\tilde{\Lambda}_{12}$ and therefore gives rise to the nodal pattern represented

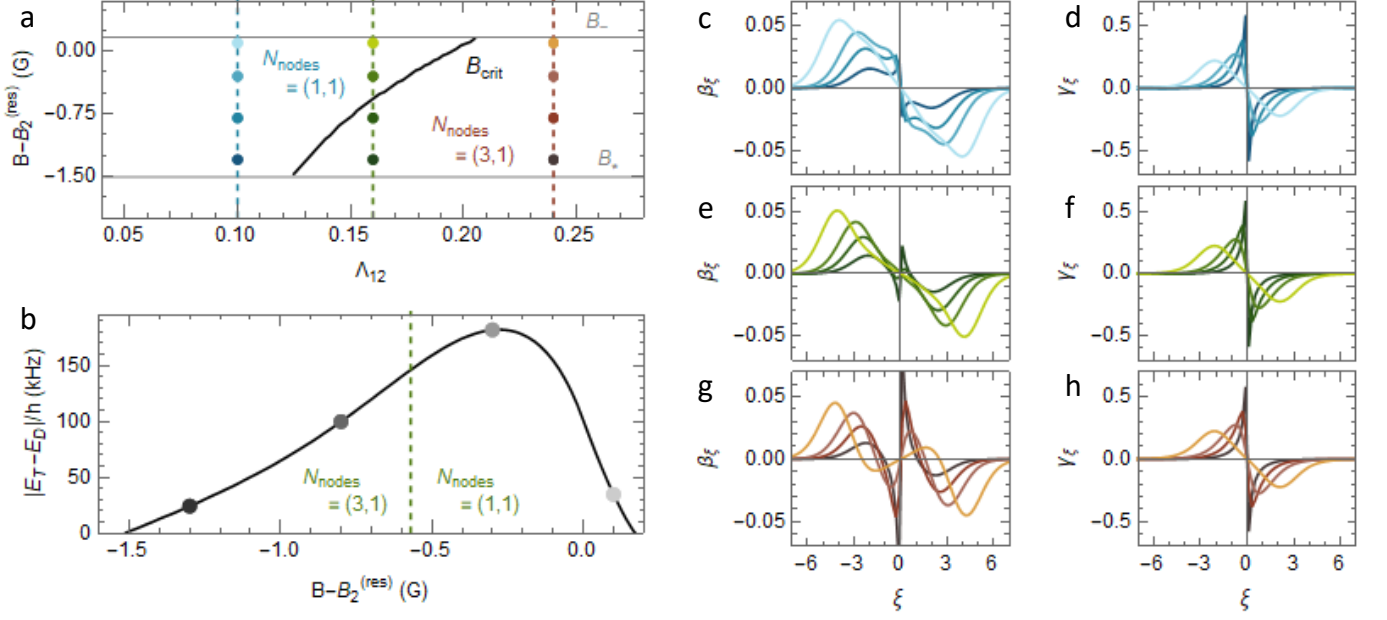


FIG. 5. (a) Nodal pattern of the BN scenario ground state. Above and to the left of the black line, which is given by Eq. (16), $\tilde{\beta}_\xi$ has one node such that $N_{\text{nodes}} = (1, 1)$. Below and to the right $N_{\text{nodes}} = (3, 1)$. (b) Plot of the ground state Efimov energy with respect to the dimer-atom (for $B < B_2^{(\text{res})}$) and free-atom (for $B > B_2^{(\text{res})}$) continuum. The dashed line indicates the transition from $N_{\text{nodes}} = (3, 1)$ to $(1, 1)$ in the case of $\tilde{\Lambda}_{12} = 0.16$. (c,e,g) Plot of β_ξ and (d,f,h) of $\tilde{\gamma}_\xi$ for the three values of $\tilde{\Lambda}_{12}$ and the four values of B indicated by the points in (a). The points in (b) also indicate the values of B .

in Fig. 5(a). For convenience we denote $N_{\text{nodes}} = (\text{number of nodes in } \tilde{\beta}_\xi, \text{number of nodes in } \tilde{\gamma}_\xi)$ such that $N_{\text{nodes}} = (1, 1)$ to the left of the black curve and $N_{\text{nodes}} = (3, 1)$ to the right.

The number of nodes in a wave function is indicative of the excitedness of the state. For example, in the two-channel model (see Appendix A), since only odd wave functions are allowed, the n -th state (starting at the ground state $n = 0$) has $2n + 1$ nodes. In the three-channel model, $\tilde{\gamma}_\xi$, which is the dominant molecule-atom amplitude for the $B_2^{(\text{res})}$ trimers, follows this rule. The secondary molecule-atom amplitude $\tilde{\beta}_\xi$ on the other hand may have $2n + 1$ or $2(n + 1) + 1$ nodes, signifying it being

in the n -th or $(n + 1)$ -th state. As we will show, this is the result of two competing processes whose amplitudes are proportional to Λ_1 and $\Lambda_{12}\Lambda_2$. This could serve as an experimental indicator for the value of Λ_{12} .

To find an equation for the $\tilde{\Lambda}_{12}$ -dependent B_{crit} we consider the ratio $\chi_\xi = \tilde{\beta}_\xi/\tilde{\gamma}_\xi$. At $\xi = 0$, where both amplitudes have a node, χ_ξ remains finite. It vanishes only if $\tilde{\beta}_\xi$ has a node while $\tilde{\gamma}_\xi$ does not and is thus indicative of the excess number of nodes in $\tilde{\beta}_\xi$. Switching back to k via $k = (2/\sqrt{3})\lambda_T \sinh \xi$, the following expression for χ_k can be readily derived (see Appendix B 5):

$$\chi_k = \frac{\tilde{\Lambda}_1 \left[\frac{3}{4}\tilde{k}^2 + \tilde{\lambda}_T^2 + \tilde{\mu}_2(B_2 - B) \right] - \tilde{\Lambda}_2\tilde{\Lambda}_{12}}{\tilde{\Lambda}_2 \left[\frac{3}{4}\tilde{k}^2 + \tilde{\lambda}_T^2 + \tilde{\mu}_1(B_1 - B) \right] - \tilde{\Lambda}_1\tilde{\Lambda}_{12}}. \quad (15)$$

This function features one zero-crossing for $\text{Re}\{k\} \geq 0$ (and another for $\text{Re}\{k\} \leq 0$) if

$$\Lambda_1 < \frac{\Lambda_2\Lambda_{12}}{|E_T| + E_{b,2}} \quad (16)$$

and none otherwise. If Eq. (16) is satisfied the eigen functions correspond to $N_{\text{nodes}} = (3, 1)$, if not, to $(1, 1)$. To give meaning to the inequality we rearrange the channels as depicted in Fig. 6 and draw the analogy to a three-level system in quantum optics. While the left-hand-side of Eq. (16) is analogous to the Rabi frequency for the direct (one-photon) transition from level 0 to 1, the right-hand-side is the equivalent of the effective Rabi frequency

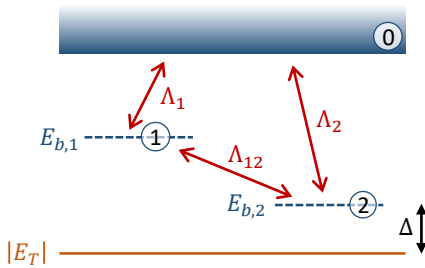


FIG. 6. Analogy of the three-channel model to a three-level system. The circled numbers are the quantum optics energy levels. Here, the two-photon detuning is $\Delta = |E_T| + E_{b,2}$.

for the indirect (two-photon) transition via level 2. Thus, the inequality states that the extra-node in β_k (for $k > 0$) is the result of the indirect coupling strength surpassing the direct one.

For a given $\tilde{\Lambda}_{12}$, inequality (16) is solved for B_{crit} and displayed in Fig. 5(a). For the case $\tilde{\Lambda}_{12} = 0.16$ we find $B_{\text{crit}} - B_2^{(\text{res})} = -0.57$ G as indicated in Fig. 5(b).

VII. CONCLUSIONS

We have developed a simple three-channel theory of overlapping Feshbach resonances and show that the Efimov spectrum can be substantially altered in this scenario. Experimental observations that are in discord with the isolated resonance theory can be revisited with the three-channel model (e.g. $^6\text{Li-Cs}$). Moreover, given the demanding requirements for measuring Efimov resonances in the vicinity of a truly narrow resonance, our treatment allows identification of the favorable structure of Feshbach resonances.

The model can be generalized to fermionic systems [29] and \hat{H}_0 can be extended to include background scattering as was done for the two-channel model [35]. In addition to three-body bound states one may analyze low-energy atom-dimer and three-atom scattering [30, 39] as well as four-body bound states associated with Efimov trimers [36]. Although cumbersome, one can speculate of an extension to N -channel theory for $N - 1 > 2$ overlapping Feshbach resonances to describe possible few-body states in even more complex scenarios.

ACKNOWLEDGMENTS

We acknowledge fruitful discussions with F. Chevy, J. P. D'Incao and P. S. Julienne. This research was supported in part by the Israel Science Foundation (Grant No. 1543/20) and by a grant from the United States-Israel Binational Science Foundation (BSF), Jerusalem, Israel, and the United States National Science Foundation.

Appendix A: Review of the Two-Channel Model

Here the two-channel model is reiterated in a slightly different approach than usual. In particular, the momentum cut-off is used for renormalization purposes; see Eq. (A9) below. Following the introduction of the Hamiltonian we show that the model provides analytic expressions for all two-body observables. Thereafter an integral equation for the three-body bound states is derived.

1. Two-Channel Hamiltonian

We start from the Hamiltonian $\hat{H} = \hat{H}_0 + \hat{H}_{\text{int}}$, where

$$\hat{H}_0 = \int \frac{d^3k}{(2\pi)^3} \left[\frac{\hbar^2 k^2}{2m} \hat{a}_k^\dagger \hat{a}_k + \left(E_b + \frac{\hbar^2 k^2}{4m} \right) \hat{b}_k^\dagger \hat{b}_k \right] \quad (\text{A1})$$

entails an open and a closed channel and

$$\hat{H}_{\text{int}} = \Lambda \int \frac{d^3k}{(2\pi)^3} \int \frac{d^3q}{(2\pi)^3} \left[\hat{b}_k^\dagger \hat{a}_{\vec{q}+\frac{\vec{k}}{2}} \hat{a}_{-\vec{q}+\frac{\vec{k}}{2}} + \hat{a}_{-\vec{q}+\frac{\vec{k}}{2}}^\dagger \hat{a}_{\vec{q}+\frac{\vec{k}}{2}}^\dagger \hat{b}_k \right] \quad (\text{A2})$$

couples them with coupling constant Λ . Here, \hat{a}_k (\hat{b}_k) annihilates an atom (a molecule) with momentum $\hbar\vec{k}$ and mass m ($2m$) in the open (closed) channel and \hat{a}_k^\dagger (\hat{b}_k^\dagger) is its Hermitian conjugate. The bare molecular binding energy E_b is assumed to be an affine function of an externally applied magnetic field B : $E_b = \mu(B_0 - B)$, where μ is the molecules magnetic moment with respect to the open channel and B_0 is the bare resonance position. The free parameters of the system are thus Λ and B_0 .

2. Two-Body Observables: Scattering Length, Effective Range and Binding Energy

To compute two-body observables the following wave function is used in the Schrödinger equation $(\hat{H} - E)|\psi_{2B}\rangle$:

$$|\psi_{2B}\rangle = \beta \hat{b}_{\vec{k}=0}^\dagger |0\rangle + \int \frac{d^3k}{(2\pi)^3} \alpha_{\vec{k}} \hat{a}_k^\dagger \hat{a}_{-\vec{k}}^\dagger |0\rangle. \quad (\text{A3})$$

This center-of-mass superposition of two free atoms and one bare molecule is the most general wave function for a two-body system and therefore a suitable Ansatz. The two coupled equations

$$\left(\frac{\hbar^2 k^2}{m} - E \right) \alpha_{\vec{k}} + \Lambda \beta = 0 \quad (\text{A4a})$$

$$(E_b - E) \beta + 2\Lambda \int \frac{d^3q}{(2\pi)^3} \alpha_{\vec{q}} = 0 \quad (\text{A4b})$$

are obtained. Comparison of the open channel coefficient $\alpha_{\vec{k}}$, as obtained from the first equation for $E = \hbar^2 k_0^2/m > 0$, with the scattering Green's function

$$G_{\text{scat}}(k, k_0) = (2\pi)^3 \delta(\vec{k} - \vec{k}_0) + \frac{4\pi f_{k_0}}{k^2 - k_0^2 - i\eta} \quad (\text{A5})$$

implies that the scattering amplitude is given via

$$f_{k_0} = -\frac{m\Lambda\beta}{4\pi\hbar^2}. \quad (\text{A6})$$

Next, $\alpha_{\vec{k}}$ is plugged into the second equation and, exploiting the spherical symmetry of s -wave scattering $\alpha_{\vec{k}} = \alpha_k$, one finds an equation for the molecular amplitude β :

$$\left[\mu (B_0 - B) - \frac{\hbar^2 k_0^2}{m} \right] \beta + 2\Lambda - \frac{m\Lambda^2}{\pi^2 \hbar^2} \left(k_c - \frac{i\pi}{2} k_0 \right) \beta = 0. \quad (\text{A7})$$

Here a high momentum cut-off k_c was introduced during the computation of the radial integral to avoid a divergence. If instead of $E > 0$ one searches for a bound state solution $E = -\hbar^2 \lambda_D^2/m < 0$ (with $\lambda_D > 0$) the same procedure leads to

$$\left[\mu (B_0 - B) + \frac{\hbar^2 \lambda_D^2}{m} \right] - \frac{m\Lambda^2}{\pi^2 \hbar^2} \left(k_c - \lambda_D \frac{\pi}{2} \right) = 0 \quad (\text{A8})$$

where β conveniently canceled. In order to get rid off the momentum cut-off we renormalize the model parameters according to

$$\tilde{\Lambda} = \frac{\Lambda k_c^{3/2}}{E_c}, \quad \tilde{\mu} = \frac{\mu}{E_c}, \quad \tilde{\beta} = \beta k_c^{3/2} \quad (\text{A9})$$

where $E_c = \hbar^2 k_c^2/m$. In addition the scattering and binding wave number are renormalized as $\tilde{k}_0 = k_0/k_c$ and $\tilde{\lambda}_D = \lambda_D/k_c$. With this, Eqs. (A7) and (A8) become

$$\left(\tilde{\mu} (B_0 - B) - \tilde{k}_0^2 \right) \tilde{\beta} + 2\tilde{\Lambda} - \frac{\tilde{\Lambda}^2}{\pi^2} \left(1 - \frac{i\pi}{2} \tilde{k}_0 \right) \tilde{\beta} = 0 \quad (\text{A10})$$

and

$$\left(\tilde{\mu} (B_0 - B) + \tilde{\lambda}_D^2 \right) - \frac{\tilde{\Lambda}^2}{\pi^2} \left(1 - \tilde{\lambda}_D \frac{\pi}{2} \right) = 0, \quad (\text{A11})$$

and the normalized scattering amplitude $\tilde{f}_{k_0} = k_c f_{k_0}$ is

$$\tilde{f}_{k_0} = \frac{\tilde{\Lambda} \tilde{\beta}}{4\pi}. \quad (\text{A12})$$

By solving Eq. (A10) for $\tilde{\beta}$ and comparing \tilde{f}_{k_0} to the known low-energy expansion

$$\frac{1}{\tilde{f}_{k_0}} = -\frac{1}{\tilde{a}} - i\tilde{k}_0 + \frac{\tilde{r}_e \tilde{k}_0^2}{2}, \quad (\text{A13})$$

where $\tilde{a} = k_c a$ and $\tilde{r}_e = k_c r_e$ are the renormalized scattering length and effective range respectively, one finds

$$\tilde{a} = -\frac{1}{2\pi} \frac{\tilde{\Lambda}^2}{\tilde{\mu} (B_0 - B) - \frac{\tilde{\Lambda}^2}{\pi^2}} \quad (\text{A14})$$

and

$$\tilde{r}_e = -\frac{4\pi}{\tilde{\Lambda}^2}. \quad (\text{A15})$$

We note that the effective range is field independent. By denoting

$$B_{\text{res}} = B_0 - \frac{\tilde{\Lambda}^2}{\tilde{\mu} \pi^2}, \quad \tilde{\Delta} = \frac{\tilde{\Lambda}^2}{2\pi \tilde{\mu}}, \quad (\text{A16})$$

the scattering length may be written in the familiar form

$$\tilde{a} = \frac{\tilde{\Delta}}{B - B_{\text{res}}}. \quad (\text{A17})$$

Here, Δ is defined with the opposite sign with respect to Eq. (9). We note that this expression, which is faithfully reproduced, is far more general than the two-channel model [9]. The expression for B_{res} demonstrates that the actual resonance position is shifted away from the bare resonance position B_0 by the coupling to the open channel. Furthermore, the expression for Δ shows that a narrow resonance arises from weakly coupled channels as eluded to in the introduction. From Eq. (A11) and the condition $\tilde{\lambda}_D > 0$ the dimer binding wave number is found to be

$$\tilde{\lambda}_D = \frac{\tilde{\mu}}{2} \left[\sqrt{\tilde{\Delta}^2 - 4(B - B_{\text{res}})/\tilde{\mu}} - \tilde{\Delta} \right]. \quad (\text{A18})$$

Using the solution for \tilde{a} and $\tilde{R}^* = -\tilde{r}_e/2$ the well-known narrow resonance dimer formula

$$\lambda_D = \frac{\sqrt{1 + 4\frac{R^*}{a}} - 1}{2R^*} \quad (\text{A19})$$

is obtained. Also this equation is far more general than the simple two-channel model. Finally we note the connection

$$\Delta = \frac{\hbar^2}{m\mu R^*} \quad (\text{A20})$$

between the resonance width $\Delta = \tilde{\Delta}/k_c$ and R^* . This equation illustrates that a narrow resonance is related to a large R^* .

We have shown that the bare parameters Λ and B_0 are directly connected to two-body observables such as the scattering length, effective range and dimer binding energy. For a given atomic species and scattering channel one must fix the bare parameters such that the observables are reproduced as well as possible. Incidentally, the set (Λ, B_0) is fully determined by (R^*, B_{res}) or (Δ, B_{res}) .

3. Three-Body Sector: Efimov Trimers

Having fixed the bare parameters in the two-body sector we move on to the three-body sector with no more adjustable parameters. To find the binding energy of Efimov trimers we search for a negative energy solution $E = -\hbar^2 \lambda_T^2/m$, where $\lambda_T > \max(0, \lambda_D)$, of the Schrödinger equation $(\hat{H} - E)|\psi_{3B}\rangle$ with

$$|\psi_{3B}\rangle = \int \frac{d^3k}{(2\pi)^3} \beta_{\vec{k}} \hat{b}_{\vec{k}}^\dagger \hat{a}_{-\vec{k}}^\dagger |0\rangle + \int \frac{d^3k}{(2\pi)^3} \int \frac{d^3q}{(2\pi)^3} \alpha_{\vec{k}, \vec{q}} \hat{a}_{\vec{q}+\frac{\vec{k}}{2}}^\dagger \hat{a}_{-\vec{q}+\frac{\vec{k}}{2}}^\dagger \hat{a}_{-\vec{k}}^\dagger |0\rangle. \quad (\text{A21})$$

Also here we work in the center-of-mass frame and have chosen \vec{k} and \vec{q} to be a set of Jacobi momenta. The Schrödinger equation leads to the coupled equations

$$\left(\frac{\hbar^2 q^2}{m} + \frac{3}{4} \frac{\hbar^2 k^2}{m} - E\right) \alpha_{\vec{k}, \vec{q}} + \Lambda \beta_{\vec{k}} = 0 \quad (\text{A22})$$

$$\left(\frac{3}{4} \frac{\hbar^2 k^2}{m} + E_b - E\right) \beta_{\vec{k}} + 2\Lambda \int \frac{d^3 q}{(2\pi)^3} \left(\alpha_{\vec{k}, \vec{q}} + 2\alpha_{\vec{q} - \frac{\vec{k}}{2}, -\frac{\vec{q}}{2} - \frac{3\vec{k}}{4}}\right) = 0 \quad (\text{A23})$$

One eliminates $\alpha_{\vec{k}, \vec{q}}$ from the first and plugs it into the second upon which the first integral is computed by introducing a momentum cut-off k_c as in the two-body sector. After renormalizing with respect to k_c , the expressions for \tilde{a} and \tilde{R}^* are substituted and one obtains

$$\left[\sqrt{\frac{3k^2}{4} + \lambda_T^2} - \frac{1}{a} + R^* \left(\frac{3k^2}{4} + \lambda_T^2\right)\right] \psi(k) - \frac{2}{\pi} \int_0^\infty dq \ln \left(\frac{k^2 + kq + q^2 + \lambda_T^2}{k^2 - kq + q^2 + \lambda_T^2}\right) \psi(q) = 0, \quad (\text{A24})$$

where $\psi(k) = k\beta_k$ and all factors of k_c have canceled. We have eliminated the magnetic field dependence (via the substitution of a) and can directly compute the scattering length dependence of λ_T . We stress that the parameter $R^* = -r_e/2$ was fixed in the two-body sector [see Eq. (A15)]. To solve Eq. (A24) we first switch variables via

$$k = \frac{2}{\sqrt{3}} \lambda_T \sinh(\xi), \quad q = \frac{2}{\sqrt{3}} \lambda_T \sinh(\xi') \quad (\text{A25})$$

and rescale $\psi(k) \rightarrow \psi(k)/\cosh(\xi)$. If we limit ourselves to odd solutions $\psi(k)$ the lower integration limit may be extended to $-\infty$ provided we divide the entire integral by 2. One obtains

$$\left[1 - \frac{1}{a\lambda_T \cosh \xi} + R^* \lambda_T \cosh \xi\right] \psi(\xi) - \frac{4}{\sqrt{3}\pi} \int_{-\infty}^\infty d\xi' \ln \left(\frac{e^{2(\xi-\xi')} + e^{\xi-\xi'} + 1}{e^{2(\xi-\xi')} - e^{\xi-\xi'} + 1}\right) \psi(\xi') = 0. \quad (\text{A26})$$

By introducing $\int d\xi' \delta(\xi - \xi')$ in the first term it is included into the integral. One finally finds

$$\int_{-\infty}^\infty d\xi' \mathcal{M}_{\lambda_T}(\xi, \xi') \psi(\xi') = 0 \quad (\text{A27})$$

with $\psi(\xi)$ an odd function of ξ and

$$\mathcal{M}_{\lambda_T}(\xi, \xi') = \delta(\xi - \xi') \left[1 - \frac{1}{a\lambda_T \cosh \xi'} + R^* \lambda_T \cosh \xi'\right] - \frac{4}{\sqrt{3}\pi} \ln \left(\frac{e^{2(\xi-\xi')} + e^{\xi-\xi'} + 1}{e^{2(\xi-\xi')} - e^{\xi-\xi'} + 1}\right). \quad (\text{A28})$$

A non-trivial solution is obtained for $\det \mathcal{M}_{\lambda_T}(\xi, \xi') = 0$ which constitutes a closed equation for λ_T and can be solved numerically by discretizing ξ and ξ' . One searches for the value $\lambda_T = \lambda_T^{(\text{sol})}$ for which $\det \mathcal{M}_{\lambda_T}(\xi, \xi')$ changes sign as λ_T is varied through $\lambda_T^{(\text{sol})}$. Note that many solutions $\lambda_T^{(\text{sol})}$ exist for a given a and R^* . To verify ones solution, the obtained value $\lambda_T^{(\text{sol})}$ is plugged back into $\mathcal{M}_{\lambda_T = \lambda_T^{(\text{sol})}}(\xi, \xi')$ and its eigen values and eigen functions $\psi(\xi)$ are computed. One of the eigen values must be equal to zero (within machine precision) and its associated eigen function must be odd (odd number of nodes). The value of $\lambda_T^{(\text{sol})}$ for which $\psi(\xi)$ has one node is the ground state. If $\psi(\xi)$ has three nodes it is the first excited state and so on. This formalism was used to produce the dashed curves in Fig. 3.

Appendix B: Details on the Derivation of the Three-Channel Model

1. Two-Body Sector

After plugging the two-body wave function (5) into the Schrödinger equation one obtains the following system of coupled equations:

$$\left(\frac{\hbar^2 k^2}{m} - E\right) \alpha_{\vec{k}} + \Lambda_1 \beta + \Lambda_2 \gamma = 0 \quad (\text{B1a})$$

$$(E_{b,1} - E) \beta + 2\Lambda_1 \int \frac{d^3 q}{(2\pi)^3} \alpha_{\vec{q}} + \Lambda_{12} \gamma = 0 \quad (\text{B1b})$$

$$(E_{b,2} - E) \gamma + 2\Lambda_2 \int \frac{d^3 q}{(2\pi)^3} \alpha_{\vec{q}} + \Lambda_{12} \beta = 0 \quad (\text{B1c})$$

From the expression for $\alpha_{\vec{k}}$ as determined from the first equation with $E = \hbar^2 k_0^2/m$ and the scattering problem's Green's function [Eq. (A5)] one finds the scattering amplitude to be

$$f_{k_0} = -\frac{m}{4\pi\hbar^2} (\Lambda_1 \beta + \Lambda_2 \gamma). \quad (\text{B2})$$

Then, by plugging $\alpha_{\vec{k}}$ into the second and third equation one obtains Eqs. (6) for $E = \hbar^2 k_0^2/m > 0$, and Eqs. (8) for $E = \hbar^2 \lambda_D^2/m < 0$. When solving the integrals in the second and third equation of (B1) one must introduce a high momentum cut-off k_c to prevent the divergence with respect to which the various parameters, amplitudes and variables are renormalized. Note that Eqs. (6) and (8) are the analogue of (A10) and (A11) in the two-channel model.

2. Relating the Bare Parameters to Observable Parameters

In terms of the bare parameters the observable parameters are given via

$$\tilde{\Delta}_1 = -\frac{L_s^2}{4\pi} + \frac{L_d^2(B_1 - B_2) + L_p^4}{4\pi R_1} \quad (\text{B3a})$$

$$\tilde{\Delta}_2 = -\frac{L_s^2}{4\pi} - \frac{L_d^2(B_1 - B_2) + L_p^4}{4\pi R_1} \quad (\text{B3b})$$

$$B_1^{(\text{res})} = \frac{B_1 + B_2}{2} - \frac{L_s^2}{2\pi^2} - \frac{R_2}{2\pi^2} \quad (\text{B3c})$$

$$B_2^{(\text{res})} = \frac{B_1 + B_2}{2} - \frac{L_s^2}{2\pi^2} + \frac{R_2}{2\pi^2} \quad (\text{B3d})$$

where we have defined

$$R_1 = \left\{ 2(L_1 L_2 - 2\pi^2 L_{12})^2 + 2L_1^2 L_2^2 - 4\pi^4 L_{12}^2 + [\pi^2(B_1 - B_2) - (L_1^2 - L_2^2)]^2 \right\}^{1/2} \quad (\text{B4a})$$

$$R_2 = \left\{ 4\pi^4 L_{12}^2 - 8\pi^2 L_1 L_2 L_{12} + L_s^4 - 2L_d^2(B_1 - B_2) + \pi^4(B_1 - B_2)^2 \right\}^{1/2} \quad (\text{B4b})$$

as well as $L_s^2 = L_1^2 + L_2^2$, $L_d^2 = \pi^2(L_1^2 - L_2^2)$ and $L_p^4 = 4\pi^2 L_1 L_2 L_{12} - 2L_1^2 L_2^2 - L_1^4 - L_2^4$. The L -parameters correspond to the Λ -parameters scaled by the magnetic moment, so: $L_{1,2} = \tilde{\Lambda}_{1,2}/\sqrt{\tilde{\mu}_{1,2}}$ and $L_{12} = \tilde{\Lambda}_{12}/\sqrt{\tilde{\mu}_1 \tilde{\mu}_2}$.

Note that the functions produce $\tilde{\Delta}_{1,2}$ which are related to $\Delta_{1,2}$ in Table I via $\tilde{\Delta}_{1,2}/k_c = \Delta_{1,2}$. Hence, k_c must be fixed before solving the equations for the bare parameters.

3. Relation of Eq. (9) to Eq. (26) in Ref. [9]

For the case of two resonances and vanishing background scattering, Eq. (26) of Ref. [9] can be written as

$$a(B) = \frac{\Delta_1(B_2 - B) + \Delta_2(B_1 + B)}{(B_1 - B)(B_2 - B) + (B_1 - B)\delta B_2 + (B_2 - B)\delta B_1}. \quad (\text{B5})$$

To obtain this form one must take $a_{bg} \rightarrow 0$ and $\Delta_{1,2} \rightarrow \infty$ while keeping their product (which we call $\Delta_{1,2}$) finite.

Furthermore, our expression for the scattering length can be written in the form

$$a(B) = \frac{-\frac{L_1^2}{2\pi}(B_2 - B) - \frac{L_2^2}{2\pi}(B_1 - B) + \frac{L_1 L_2 L_{12}^4}{\pi}}{(B_1 - B)(B_2 - B) - \frac{L_2^2}{\pi^2}(B_1 - B) - \frac{L_1^2}{\pi^2}(B_2 - B) + 2\frac{L_1 L_2 L_{12}}{\pi^2} - L_{12}^2}. \quad (\text{B6})$$

For $L_{12} = 0$ one recognizes the same combinations of $(B_i - B)$ in the two expressions. Our model is thus consistent with the previously used framework of multi-channel quantum defect theory. Note that the apparent connection between Δ_i and δB_i suggested by comparison of the two equations does not exist in Ref. [9]. This is due to the presence of the van der Waals potential in

Ref. [9]; see Eq. (22) there.

4. Three-Body Sector

From the Schrödinger equation $(\hat{H} - E_T)|\psi_{3B}\rangle = 0$, where $|\psi_{3B}\rangle$ is given in Eq. (10), one obtains three coupled integral equations:

$$\left(\frac{\hbar^2 q^2}{m} + \frac{3}{4} \frac{\hbar^2 k^2}{m} - E_T \right) \alpha_{\vec{k}, \vec{q}} + \Lambda_1 \beta_{\vec{k}} + \Lambda_2 \gamma_{\vec{k}} = 0 \quad (\text{B7a})$$

$$\left(\frac{3}{4}\frac{\hbar^2 k^2}{m} + E_{b,1} - E_T\right) \beta_{\vec{k}} + \Lambda_{12} \gamma_{\vec{k}} + 2\Lambda_1 \int \frac{d^3 q}{(2\pi)^3} \left[\alpha_{\vec{k}, \vec{q}} + 2\alpha_{\vec{q} - \frac{\vec{k}}{2}, -\frac{\vec{q}}{2} - \frac{3\vec{k}}{4}} \right] = 0 \quad (\text{B7b})$$

$$\left(\frac{3}{4}\frac{\hbar^2 k^2}{m} + E_{b,2} - E_T\right) \gamma_{\vec{k}} + \Lambda_{12} \beta_{\vec{k}} + 2\Lambda_2 \int \frac{d^3 q}{(2\pi)^3} \left[\alpha_{\vec{k}, \vec{q}} + 2\alpha_{\vec{q} - \frac{\vec{k}}{2}, -\frac{\vec{q}}{2} - \frac{3\vec{k}}{4}} \right] = 0 \quad (\text{B7c})$$

The free particle amplitude $\alpha_{\vec{k}, \vec{q}}$ is eliminated from the first equation and plugged into the second and third. The first of the two integrals can be solved as in the two-body sector by introducing a high momentum cut-off k_c with which the coupling constants are renormalized according

to $\tilde{\Lambda}_1 = \Lambda_1 k_c^{3/2}/E_c$, $\tilde{\Lambda}_2 = \Lambda_2 k_c^{3/2}/E_c$ and $\tilde{\Lambda}_{12} = \Lambda_{12}$, E_c , and the amplitudes according to $\tilde{\beta} = \beta k_c^{3/2}$ and $\tilde{\gamma} = \gamma k_c^{3/2}$. The renormalized magnetic moment is $\tilde{\mu}_i = \mu_i/E_c$ and all momenta are $\tilde{k} = k/k_c$. In addition one uses the s-wave property that $\beta_{\vec{k}} = \beta_k$ and $\gamma_{\vec{k}} = \gamma_k$ are spherically symmetric. The equations are then

$$\begin{aligned} \left(\frac{3}{4}\tilde{k}^2 + \tilde{\lambda}_T^2 + \tilde{\mu}_1(B_1 - B)\right) \tilde{\beta}_k + \tilde{\Lambda}_{12} \tilde{\gamma}_k - \frac{\tilde{\Lambda}_1}{\pi^2} \left(1 - \frac{\pi}{2} \sqrt{\frac{3}{4}\tilde{k}^2 + \tilde{\lambda}_T^2}\right) (\tilde{\Lambda}_1 \tilde{\beta}_k + \tilde{\Lambda}_2 \tilde{\gamma}_k) \\ - \frac{\tilde{\Lambda}_1}{\pi^2} \int_0^\infty d\tilde{q} \frac{\tilde{q}}{\tilde{k}} \ln \left(\frac{\tilde{q}^2 + \tilde{q}\tilde{k} + \tilde{k}^2 + \tilde{\lambda}_T^2}{\tilde{q}^2 - \tilde{q}\tilde{k} + \tilde{k}^2 + \tilde{\lambda}_T^2} \right) (\tilde{\Lambda}_1 \tilde{\beta}_q + \tilde{\Lambda}_2 \tilde{\gamma}_q) = 0 \end{aligned} \quad (\text{B8a})$$

$$\begin{aligned} \left(\frac{3}{4}\tilde{k}^2 + \tilde{\lambda}_T^2 + \tilde{\mu}_2(B_2 - B)\right) \tilde{\gamma}_k + \tilde{\Lambda}_{12} \tilde{\beta}_k - \frac{\tilde{\Lambda}_2}{\pi^2} \left(1 - \frac{\pi}{2} \sqrt{\frac{3}{4}\tilde{k}^2 + \tilde{\lambda}_T^2}\right) (\tilde{\Lambda}_1 \tilde{\beta}_k + \tilde{\Lambda}_2 \tilde{\gamma}_k) \\ - \frac{\tilde{\Lambda}_2}{\pi^2} \int_0^\infty d\tilde{q} \frac{\tilde{q}}{\tilde{k}} \ln \left(\frac{\tilde{q}^2 + \tilde{q}\tilde{k} + \tilde{k}^2 + \tilde{\lambda}_T^2}{\tilde{q}^2 - \tilde{q}\tilde{k} + \tilde{k}^2 + \tilde{\lambda}_T^2} \right) (\tilde{\Lambda}_1 \tilde{\beta}_q + \tilde{\Lambda}_2 \tilde{\gamma}_q) = 0 \end{aligned} \quad (\text{B8b})$$

From here one proceeds equivalent to the two-channel model. The amplitudes are rescaled according to $\tilde{\beta}_k \rightarrow \tilde{\beta}_k/\tilde{k}$ and $\tilde{\gamma}_k \rightarrow \tilde{\gamma}_k/\tilde{k}$. We then switch from (\tilde{k}, \tilde{q}) to (ξ, ξ') using Eq. (A25) and rescale once more according

to $\tilde{\beta}_\xi \rightarrow \tilde{\beta}_\xi/\cosh \xi$ and $\tilde{\gamma}_\xi \rightarrow \tilde{\gamma}_\xi/\cosh \xi$. Finally, the lower integration limit is extended to $-\infty$ and the integral divided by 2. The amplitudes must thus be odd functions of ξ . One obtains

$$\int_{-\infty}^\infty d\xi' \left[\left\{ F_1(\xi') \delta(\xi - \xi') - \tilde{\Lambda}_1^2 L(\xi, \xi') \right\} \tilde{\beta}_{\xi'} + \left\{ H(\xi') \delta(\xi - \xi') - \tilde{\Lambda}_1 \tilde{\Lambda}_2 L(\xi, \xi') \right\} \tilde{\gamma}_{\xi'} \right] = 0 \quad (\text{B9a})$$

$$\int_{-\infty}^\infty d\xi' \left[\left\{ H(\xi') \delta(\xi - \xi') - \tilde{\Lambda}_1 \tilde{\Lambda}_2 L(\xi, \xi') \right\} \tilde{\beta}_{\xi'} + \left\{ F_2(\xi') \delta(\xi - \xi') - \tilde{\Lambda}_2^2 L(\xi, \xi') \right\} \tilde{\gamma}_{\xi'} \right] = 0 \quad (\text{B9b})$$

where

$$F_i(\xi) = f_i(\xi) - \tilde{\Lambda}_i^2 g(\xi) \quad (\text{B10a})$$

$$H(\xi) = h(\xi) - \tilde{\Lambda}_1 \tilde{\Lambda}_2 g(\xi) \quad (\text{B10b})$$

As discussed in the main text, these two coupled integral equations can be written in matrix form and the condition of vanishing determinant gives a closed equation for λ_T . In order to solve Eq. (14), each block \mathcal{M}_{ij} is written as a $n \times n$ matrix by discretizing ξ and ξ' in the inter-

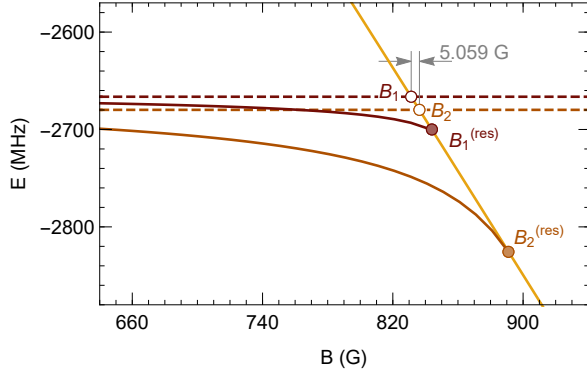


FIG. 7. Magnetic field dependence of the three relevant channels as obtained from coupled-channels calculations. The free atoms (yellow) experience a linear Zeeman shift. The bare molecules (dashed light and dark brown) are spin singlets and hence magnetic field independent. The interaction terms of the three-channel model give rise to the physical dimers (solid light and dark brown).

val $[-\xi_m, \xi_m]$ and step size $d\xi = 2\xi_m/(n-1)$. The total matrix thus has dimensions $2n \times 2n$ and its determinant is found numerically. In Fig. 3, we used $\xi_m = 10.02$ (to avoid the singularity at $\xi = 0$) and $n = 50$.

5. Equation for Eigenfunction Ratio

The first and second equations of (B8) are multiplied by $\tilde{\Lambda}_2$ and $\tilde{\Lambda}_1$ respectively. Subtracting the second from the first then gives

$$\begin{aligned} & \left[\tilde{\Lambda}_2 \left(\frac{3}{4} \tilde{k}^2 + \tilde{\lambda}_T^2 + \tilde{\mu}_1 (B_1 - B) \right) - \tilde{\Lambda}_1 \tilde{\Lambda}_{12} \right] \tilde{\beta}_k \\ &= \left[\tilde{\Lambda}_1 \left(\frac{3}{4} \tilde{k}^2 + \tilde{\lambda}_T^2 + \tilde{\mu}_2 (B_2 - B) \right) - \tilde{\Lambda}_2 \tilde{\Lambda}_{12} \right] \tilde{\gamma}_k \quad (\text{B11}) \end{aligned}$$

which leads directly to expression (15) for the ratio $\chi_k = \tilde{\beta}_k / \tilde{\gamma}_k$. Looking for zero-crossings at positive k , so $\chi_k = 0$ for $k \geq 0$, leads to condition (16).

Appendix C: Two-Body Sector of the bb -channel of ${}^7\text{Li}$

Here the two-body sector equations of the three-channel model are applied to the bb -channel of ${}^7\text{Li}$. Fig. 7 shows coupled-channels calculations of the relevant energy levels (channels). Both bare molecular states are spin singlets and therefore have no magnetic moment, i.e. they are magnetic field independent. Since the two resonances occur at high magnetic field the Zeeman shift is linear in the region of interest. The two free atoms are essentially a spin triplet and have a combined magnetic moment of $\mu = -2.66$ MHz/G, which is close to $-2\mu_B$ of a full triplet, where $\mu_B = 1.4$ MHz/G is the Bohr magneton.

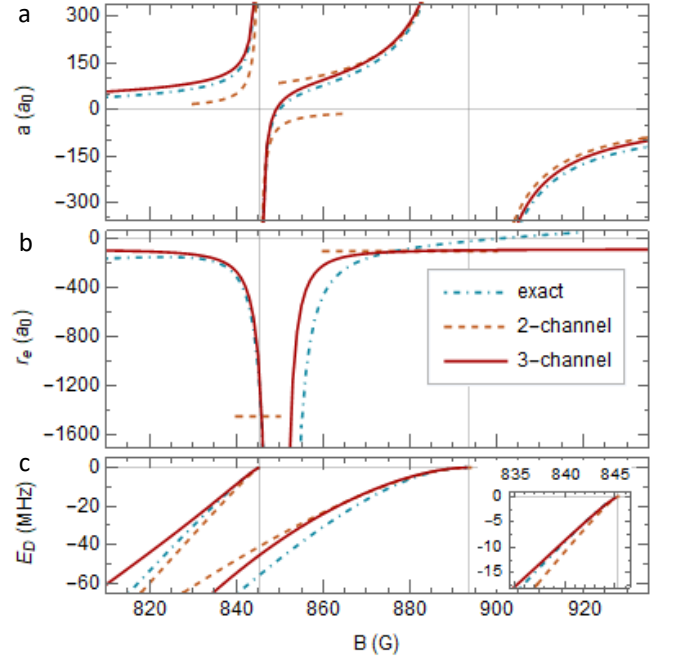


FIG. 8. The (a) scattering length (b) effective range and (c) dimer binding energy of the bb -channel in ${}^7\text{Li}$ as obtained from the three-channel model are compared to the exact coupled-channels result and the individual two-channel model treatments.

We note that the coupled-channels data shown in Fig. 7 illustrates the ingredients and phenomenology of the three-channel model. The two closed channels of \hat{H}_0 (straight dashed lines) intersect the open channel (straight yellow line) with relative slope $\mu = \mu_1 = \mu_2$ at the bare resonance positions B_i . The energy differences between the two dashed and the yellow solid line are the bare binding energies $E_{b,i}$ and are negative for $B < B_i$. The atom-molecule couplings \hat{H}_i and the inter-molecular coupling \hat{H}_{12} shift the actual resonance position to lower energies and higher magnetic fields and alter the dimer binding energy as illustrated.

We go through the following three steps to fix the bare parameters. (1) Fitting Eq. (9) to coupled-channels data of the scattering length gives $(B_1^{(\text{res})}, B_2^{(\text{res})}) = (845.3, 893.7)$ G, which are in perfect agreement with the coupled-channels resonance positions, and $(\Delta_1, \Delta_2)/a_0 = (342.37, 3996.93)$ G. (2) To approximately satisfy $k_c \sim 1/r_{vdW}$ we choose $k_c = 1/(60a_0)$. (3) Using $B_2 - B_1 = 5.029$ G (Fig. 7) as the additional constraint (as suggested in Sec. V) and the analytic expressions from Appendix B 2 we find $(\tilde{\Lambda}_1, \tilde{\Lambda}_2, \tilde{\Lambda}_{12}) = (0.561, 2.849, 0.243)$ and $(B_1, B_2) = (844, 849.1)$ G.

The computed scattering length, effective range and dimer binding energy are shown in Fig. 8. The coupled-channels scattering length is consistently below the three-channel result. This is to be expected since the coupled-

channels calculation includes background scattering in the open channel and the shift agrees with its magnitude $a_{bg} = -18.42a_0$. The two-channel model captures the scattering length only in a small window around the resonance positions which is by far narrower than the resonance widths ΔB . Moreover, since both resonances are treated individually, it is not capable of reproducing the zero-crossing. The fact that the three-channel model *does* capture the zero-crossing can be appreciated by looking at the effective range. In Fig. 8(b) the effective range is seen to diverge at the scattering length zero-crossing for both the coupled-channels and three-channel calculation. According to the two-channel model however, the effective range is magnetic field independent and agrees

with the three-channel model only at the resonance positions. The difference of the coupled-channels effective range at the higher resonance is due to van der Waals physics [46, 47] not taken into account by either of the models. Finally, Fig. 8(c) and its Inset show that also the dimer binding energy is captured better by an overlapping resonance theory than by an individual treatment especially in the shallow binding regime. At larger binding energy the inter-molecular coupling manifests itself as level repulsion. However, as discussed in Sec. V, the level repulsion is not related to the numerical value assigned to $\hat{\Lambda}_{12}$ – which here was constrained by $B_2 - B_1 = 5.029$ G – but to the intrinsic cross-talk of the two dimers.

-
- [1] C. H. Greene, P. Giannakeas, and J. Pérez-Ríos. Universal few-body physics and cluster formation. *Rev. Mod. Phys.*, 89:035006, 2017.
 - [2] P. Naidon and S. Endo. Efimov physics: a review. *Rep. Prog. Phys.*, 80:056001, 2017.
 - [3] J. P. D’Incao. Few-body physics in resonantly interacting ultracold quantum gases. *J. Phys. B: At. Mol. Opt. Phys.*, 51:043001, 2018.
 - [4] C. Chin, R. Grimm, P. Julienne, and E. Tiesinga. Feshbach resonances in ultracold gases. *Rev. Mod. Phys.*, 82:1225, 2010.
 - [5] The meaning of “broad” and “narrow” in the classification of Feshbach resonances refers to the value of s_{res} . It is not equivalent to the parameter ΔB in $a = a_{bg} [1 - \Delta B / (B - B_0)]$ which is usually termed “resonance width” and signifies the distance (in units of magnetic field) between the resonance position B_0 and the zero-crossing. The s_{res} parameter is more general; in addition to ΔB it also depends on a_{bg} whose value determines the position of the zero crossing. In fact, up to numerical coefficients on the order of unity and factors of \hbar and mass, s_{res} is proportional to $a_{bg} r_{vdW} \mu \Delta B$ [4].
 - [6] H. Yang, D.-C. Zhang, L. Liu, Y.-X. Liu, J. Nan, B. Zhao, and J.-W. Pan. Observation of magnetically tunable Feshbach resonances in ultracold $^{23}\text{N}^{40}\text{K} + ^{40}\text{K}$ collisions. *Science*, 363:261, 2019.
 - [7] A. Frisch, M. Mark, K. Aikawa, F. Ferlaino, J. L. Bohn, C. Makrides, A. Petrov, and S. Kotochigova. Quantum chaos in ultracold collisions of gas-phase erbium atoms. *Nature*, 507:475, 2014.
 - [8] A. D. Lange, K. Pilch, A. Prantner, F. Ferlaino, B. Engeser, H.-C. Nägerl, R. Grimm, and C. Chin. Determination of atomic scattering lengths from measurements of molecular binding energies near Feshbach resonances. *Phys. Rev. A*, 79:013622, 2009.
 - [9] K. Jachymski and P. S. Julienne. Analytical model of overlapping Feshbach resonances. *Phys. Rev. A*, 88:052701, 2013.
 - [10] N. P. Mehta, K. R. A. Hazzard, and C. Ticknor. Model for scattering with proliferating resonances: Many coupled square wells. *Phys. Rev. A*, 98:062703, 2018.
 - [11] V. Efimov. Energy levels arising from resonant two-body forces in a three-body system. *Phys. Lett. B*, 33:563–564, 1970.
 - [12] N. Gross, Z. Shotan, S.J.J.M.F. Kokkelmans, and L. Khaykovich. Observation of universality in ultracold ^7Li three-body recombination. *Phys. Rev. Lett.*, 103:163202, 2009.
 - [13] M. Berninger, A. Zenesini, B. Huang, W. Harm, H. C. Nägerl, F. Ferlaino, R. Grimm, P. Julienne, and J. Hutson. Universality of the three-body parameter for Efimov states in ultracold cesium. *Phys. Rev. Lett.*, 107:120401, 2011.
 - [14] S.-K. Tung, K. Jiménez-García, J. Johansen, C. Parker, and C. Chin. Geometric scaling of Efimov states in a ^6Li - ^{133}Cs mixture. *Phys. Rev. Lett.*, 113:240402, 2014.
 - [15] R. Pires, J. Ulmanis, S. Häfner, M. Repp, A. Arias, E. D. Kuhnle, and M. Weidemüller. Observation of Efimov resonances in a mixture with extreme mass imbalance. *Phys. Rev. Lett.*, 112:250404, 2014.
 - [16] S. Roy, M. Landini, A. Trenkwalder, G. Semeghini, G. Spagnolli, A. Simoni, M. Fattori, M. Inguscio, and G. Modugno. Test of the universality of the three-body Efimov parameter at narrow Feshbach resonances. *Phys. Rev. Lett.*, 111:053202, 2013.
 - [17] J. Johansen, B. J. DeSalvo, K. Patel, and C. Chin. Testing universality of Efimov physics across broad and narrow Feshbach resonances. *Nat. Phys.*, 13:731, 2017.
 - [18] R. Chapurin, X. Xie, M. J. Van de Graaff, J. S. Popowski, J. P. D’Incao, P. S. Julienne, J. Ye, and E. A. Cornell. Precision test of the limits to universality in few-body physics. *Phys. Rev. Lett.*, 123:233402, 2019.
 - [19] X. Xie, M. J. Van de Graaff, R. Chapurin, M. D. Frye, J. M. Hutson, J. P. D’Incao, P. S. Julienne, J. Ye, and E. A. Cornell. Observation of Efimov universality across a non-universal Feshbach resonance in ^{39}K . *Phys. Rev. Lett.*, 125:243401, 2020.
 - [20] Y. Wang and P. S. Julienne. Universal van der Waals physics for three cold atoms near Feshbach resonances. *Nat. Phys.*, 10:768–773, 2014.
 - [21] K. Kato, Y. Wang, J. Kobayashi, P. S. Julienne, and S. Inouye. Isotopic shift of atom-dimer Efimov resonances in K-Rb mixtures: Critical effect of multichannel Feshbach physics. *Phys. Rev. Lett.*, 118:163401, 2017.
 - [22] T. Secker, D. J. M. Ahmed-Braun, P. M. A. Mestrom, and S. J. J. M. F. Kokkelmans. Multichannel effects in the Efimov regime from broad to narrow Feshbach resonances. arXiv:2011.14332.

- [23] D. S. Petrov. Three-boson problem near a narrow Feshbach resonance. *Phys. Rev. Lett.*, 93:143201, 2004.
- [24] A. O. Gogolin, C. Mora, and R. Egger. Analytical solution of the bosonic three-body problem. *Phys. Rev. Lett.*, 100:140404, 2008.
- [25] L. Pricoupenko. Crossover in the Efimov spectrum. *Phys. Rev. A*, 82:043633, 2010.
- [26] M. Jona-Lasinio and L. Pricoupenko. Three resonant ultracold bosons: Off-resonance effects. *Phys. Rev. Lett.*, 104:023201, 2010.
- [27] L. Pricoupenko and M. Jona-Lasinio. Ultracold bosons in the vicinity of a narrow resonance: shallow dimer and recombination. *Phys. Rev. A*, 84:062712, 2011.
- [28] J. Levinsen, M. M. Parish, and G. M. Bruun. Impurity in a Bose-Einstein condensation and the Efimov effect. *Phys. Rev. Lett.*, 115:125302, 2015.
- [29] Y. Castin. Basic theory tools for degenerate Fermi gases. In C. Salomon M. Inguscio, W. Ketterle, editor, *Ultra-cold Fermi Gases, Proceedings of the Enrico Fermi Varenna School on Fermi gases*, 2006.
- [30] M. Jona-Lasinio, L. Pricoupenko, and Y. Castin. Three fully polarized fermions close to a p -wave Feshbach resonance. *Phys. Rev. A*, 77:043611, 2008.
- [31] Y. Nishida. New type of crossover physics in three-component Fermi gases. *Phys. Rev. Lett.*, 109:240401, 2012.
- [32] Y. Nishida. Polaronic atom-trimer continuity in three-component Fermi gases. *Phys. Rev. Lett.*, 114:115302, 2015.
- [33] W. Yi and X. Cui. Polarons in ultracold Fermi superfluids. *Phys. Rev. A*, 92:013620, 2015.
- [34] M. Pierce, X. Leyronas, and F. Chevy. Few- versus many-body physics of an impurity immersed in a superfluid of spin 1/2 attractive fermions. *Phys. Rev. Lett.*, 123:080403, 2019.
- [35] F. Werner, L. Tarruell, and Y. Castin. Number of closed-channel molecules in the BEC-BCS crossover. *Eur. Phys. J. B*, 68:401–415, 2009.
- [36] Y. Castin, Ch. Mora, and L. Pricoupenko. Four-body Efimov effect for three fermions and a lighter particle. *Phys. Rev. Lett.*, 105:223201, 2010.
- [37] Ch. Mora, Y. Castin, and L. Pricoupenko. Integral equations for the four-body problem. *C. R. Physique*, 12:71–85, 2011.
- [38] Since our model does not include background scattering (so $a_{bg} = 0$) the formula $a = a_{bg} [1 - \Delta B / (B - B_0)]$, or its extension to multiple resonances [9], is not applicable. The correct single-resonance formula is $a = a_{bg} \Delta B / (B - B_0)$, where $a_{bg} \rightarrow 0$ and $\Delta B \rightarrow \infty$ while their product $\Delta = a_{bg} \Delta B$ remains constant. Thus, the width parameter Δ has dimensions of magnetic field times length and the renormalized $\tilde{\Delta} = k_c \Delta$ is in units of magnetic field.
- [39] The trimers that are associated with the resonance at $B_1^{(res)}$ and embedded in the dimer-atom continuum of the dimer associated with the resonance at $B_2^{(res)}$ are manifested as scattering resonances between a $B_2^{(res)}$ -dimer and a free atom. It should therefore be possible to find them in a scheme similar to the computation of the three-body recombination rate at $E > 0$ in which $a_-^{(n)}$ shows up as a resonance [30].
- [40] P. S. Julienne: private communication.
- [41] N. Gross, Z. Shotan, O. Machtey, S.J.J.M.F. Kokkelmans, and L. Khaykovich. Study of Efimov physics in two nuclear-spin sublevels of ^7Li . *C.R. Physique*, 12:4–12, 2011.
- [42] P. S. Julienne and J. M. Hutson. Contrasting the wide Feshbach resonances in 6Li and 7Li . *Phys. Rev. A*, 89:052715, 2014.
- [43] O. Machtey, Z. Shotan, N. Gross, and L. Khaykovich. Association of Efimov trimers from a three-atom continuum. *Phys. Rev. Lett.*, 108:210406, 2012.
- [44] R. Schmidt, S. P. Rath, and W. Zwerger. Efimov physics beyond universality. *Eur. Phys. J B*, 85:386, 2012.
- [45] C. Langmack, R. Schmidt, and W. Zwerger. Efimov states near a Feshbach resonance and the limits of van der Waals universality at finite background scattering length. *Phys. Rev. A*, 97:033623, 2018.
- [46] B. Gao. Analytic description of atomic interaction at ultracold temperatures. II. Scattering around a magnetic Feshbach resonance. *Phys. Rev. A*, 84:022706, 2011.
- [47] F. Werner and Y. Castin. General relations for quantum gases in two and three dimensions: Two-component fermions. *Phys. Rev. A*, 86:013626, 2012.