

# Storage Aware Routing for Generalized Delay Tolerant Networks

Shweta Jain  
WINLAB

Rutgers University  
North Brunswick, NJ 08902  
Email: sjain@winlab.rutgers.edu

Snehapreethi Gopinath  
WINLAB

Rutgers University  
North Brunswick, NJ 08902  
Email: gopinath.sneha@gmail.com

Dipankar Raychaudhuri  
WINLAB

Rutgers University  
North Brunswick, NJ 08902  
Email: ray@winlab.rutgers.edu

**Abstract**—This paper presents a novel storage aware routing (STAR) protocol designed to provide a general networking solution over a broad range of wired and wireless usage scenarios. STAR enables routing policies which adapt seamlessly from a well-connected wired network to a disconnected wireless network. STAR uses a 2-Dimensional routing metric composed of a short and a long term route cost and storage availability on downstream routers to make store or forward routing decisions. Temporary in-network storage is preferred over forwarding along a path that is slower than average and opportunistic transmission is encouraged when faster than average routes become available. Results from ns2 based simulations show that STAR achieves 40 – 50% higher throughput compared to OLSR in mobile vehicular and DTN scenarios and does 12 – 20% better than OLSR in the static mesh case. Experimental evaluation of STAR on the ORBIT testbed validates the protocol implementation, and demonstrates significant performance improvements with 25% higher peak throughput compared to OLSR in a wireless mesh network.

## I. INTRODUCTION

In the United States, there were close to 280 million smart phone subscriptions in 2015 and the number is expected to cross 410 million by 2021 [1]. The consumer data demand is expected to be 9 exa-bytes per month in 2021 for smart-phone users alone. With several other applications over wireless links such as Internet of Things, it is expected that mobile and wireless devices connected to the Internet over wireless links will generate the majority of future Internet traffic load. However, the current Internet protocol stack was not designed to handle wireless connectivity and mobility. Industry and academic researchers have defined two major ways of dealing with this situation: innovations at the edge i.e., the access network or through a radical redesign of the core networking principles. Support for mobility at the edge is achieved through fast handoff, multi-homing, data pre-fetching, and exploiting access diversity such as the Google Project Fi [2]. The mobile network industry is working hard on new generation standards, 3G to 5G, that have progressively better support for mobility and handling of the demand for data. At the same time, a fairly large group of academic researchers have made progress in clean slate re-design of the Internet to address native support for both mobility and security. This Future Internet Architecture research initiative [3] [4] [5] that started almost a decade ago is now near completion of the second

phase. MobilityFirst [4], Named Data Network [3], eXpressive Internet Architecture [6], Nebula [7] and ChoiceNet [8] are the five projects funded under the National Science Foundations FIA program [9] in the United States. There are similar programs in Europe [10] and Asia [11] as well.

The general approach in several FIA projects is to locate named entities such as content, service, host and other principles in the network using in-network lookup mechanisms to find the nearest point where the named entity can be found [12]. When combined with the mostly mobile Internet usage, one can expect a routing protocol that locates these entities must additionally build and maintain various paths to nodes in the network with the requirement that routes and choices of destinations are both optimized to support varying degree of disconnections. Here disconnection could be due to variable link quality observed in the wireless edge due to link conditions and host mobility and may be extended to lookup delays, cache deletion, router outages as well as delays due to congestion. Even though routing is the main glue that can deliver other architecture functions, this principle component of the network stack, in most FIA projects, is only loosely defined with the exception of MobilityFirst FIA. Therefore, an important initial step is to design a single routing technique that can function well over a range of usage scenarios and provide seamless connectivity across a wide spectrum of stable to highly dynamic networks. From a protocol perspective, such a technique might as well be general enough to function under any network architectures, as long as some primary architectural requirements are satisfied. Both industry research in edge network enhancement and academic research in clean slate design can benefit from such a routing protocol.

In this paper, our goal is to present a network routing protocol that can function well across a variety of mobile and wireless scenarios as well as deliver data under complete disconnections. We discuss, in Section VI, the generality of this protocol that can enable integration into various FIA architectures. We present comprehensive results from the design and analysis of this storage aware routing (STAR) protocol. STAR uses link state advertisements so that network nodes can construct the connectivity graph. Each link in the graph data structure consists of the last known (short term) and historic (long term) packet transmission times and each node

is marked with its storage availability. A breadth first search on this graph is used to compute multiple shortest paths to each destination. The path in which the sum of short term transmission times along each link is minimum is considered the best path. STAR then decides to transmit the data along the best path if two conditions are satisfied. First: the short term transmission time along that path should be not much higher than the long term observations which is built as a moving average over an interval of time. Second, the storage availability on downstream routers must be above a threshold. If either condition is violated, STAR chooses to temporarily store the data instead of forwarding it along the path. In the scenario when the short term transmission time along the path is lower than the long term, STAR would opportunistically use that path to take advantage of the improvements, provided the storage criterion at downstream routers are met.

STAR was the basis of the the intra-domain routing scheme called Generalized Storage Aware Routing (GSTAR) [13] in the MobilityFirst architecture. We note in Section VI that with some minor changes, it is also suitable as a single network protocol for Named Data Network instead of separate routing schemes that have been suggested to support ad-hoc [14], VANET [15] and wired networks [16]. We present the primary motivation that led to the design of STAR in Section II. We then present the design of a storage router and choice of a transport layer in Section III. We describe the STAR protocol and present performance analysis in Section V. Related work, applicability to various FIA proposals and conclusions are presented in Sections VI and VII respectively.

## II. MOTIVATION

The motivation behind STAR was to design a protocol that works in a range of wireless network types, ranging from well connected to disruption tolerant networks. It is well known that temporary path quality variations is an inherent characteristics of all wireless networks. These variations may be caused by fluctuations in signal-to-noise ratio (and hence the link speed), mobility, channel fading, as well as MAC layer congestion. In addition, energy constrained sensor and mobile phone networks may have intermittent disconnections due to low power and sleep mode operations. In general, cellular, Wi-Fi, multi-hop mesh, MANET, wireless sensor networks and tactical networks are all affected by some degree of intermittent disconnections. In this aspect, these networks display characteristics associated with DTN [17] type disconnections although at shorter time scales ranging from a few seconds to minutes rather than several hours. In addition to disconnections, mobility and channel fading lead to temporarily poor channel conditions, causing the physical layer to drop the transmission data rates of active links. Mobile devices may have coverage from multiple networks (e.g. Wi-Fi, cellular and WiMax) with each handoff involving significant changes in path quality and end-to-end bandwidth. In contrast with complete disconnection, these phenomena have the effect of varying link bandwidth on the end-to-end path to a mobile device. Based on these considerations,

we coin the phrase “generalized Delay Tolerant Networks (gDTN)” to describe the full range of wired and wireless network scenarios of interest. In this classification, DTN would correspond to a special case of challenged networks with long periods of disconnections. Similarly, well-provisioned wired networks represent the other extreme where channel quality is near-perfect and disconnections are rare.

Our goal is to design a unified network routing protocol that seamlessly connects the full set of gDTN scenarios including DTN and wired networks. At first, we will examine the characteristics and design considerations for routing protocols proposed for DTN as well as those for MANET and wireless mesh networks. We will then present the design of the unified approach. The points to note are:

- 1) DTN routing is often based on historical observation of associations between nodes [18]. This choice is driven by the hypothesis that node mobility and connection/association probabilities between nodes can be predicted in the long term.
- 2) MANET and mesh network routing protocols use first order metrics like hop based distance from the destination [19] [20], transmission time [21], data rate [22] and re-transmission count [23]. The objective is to always find the best end-to-end path to the destination.
- 3) Since disconnection is a common phenomenon in DTN, routers in DTN store data locally while waiting for the destination route to become available.
- 4) MANET and mesh network routing protocols react to temporary disconnections or route cost increase by starting route repair and alternate path search.

We design STAR: a Storage Aware Routing protocol that borrows principles from both DTN and MANET/mesh network protocols so that the combination is suitable for all gDTN scenarios. In this paper, we present a comprehensive design along with extensive simulation and emulation results that defined the STAR protocol and was later incorporated in the MobilityFirst GSTAR protocol [13]. We make the following design choices for STAR:

- 1) **Storage Router:** We introduce the design of a storage router that allocates additional storage space for all layers of the protocol stack (Section III-A).
- 2) **Two Dimensional Routing Metric:** We design a two dimensional routing metric that makes routing decision based on the current route cost and past history of the cost along the route (Section IV).
- 3) **Temporary Storage:** We borrow the DTN concept of temporary data storage when a destination route is unavailable and apply it to the general case where the routing cost is temporarily high as determined from the two dimensional routing metric (Section IV).

We perform a detailed simulation based evaluation of STAR and present protocol validation and motivational experimental results from a proof-of-concept prototype implemented on the ORBIT [24] testbed (Section V). Results show that STAR performs well in mesh, MANET and DTN scenarios. Although

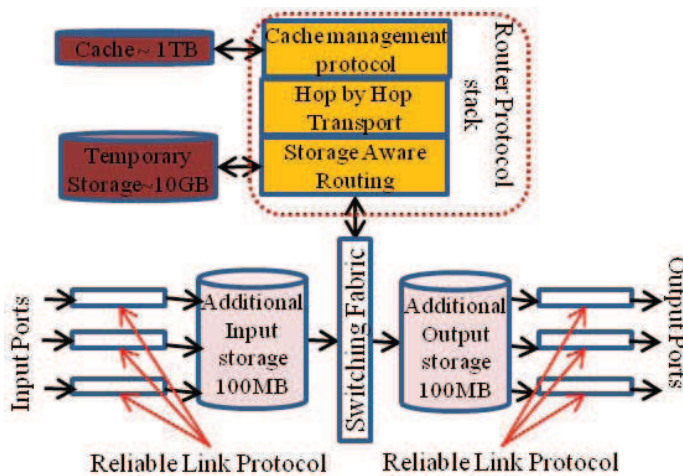


Fig. 1. Storage Router

the storage and history features allow STAR to function in DTN scenarios, yet STAR is less comparable to various DTN routing protocols than it is to mesh network routing protocols. First, unlike most DTN routing protocols, STAR relies on link speed and other physically observable qualities of the communication link can also be used while DTN routing protocols such as PROPHET [25] have used probability of contact as the main indicator of the link quality. Second, STAR does not use replication based techniques to improve the probability of data delivery to the destination. Most DTN routing protocols, from epidemic routing [26] to PROPHET [25], rely on some amount of replication to improve success. In sparse networks, given a suitable hypothesis regarding mobility and contact probability, any replication based routing is likely to outperform STAR which is a link state routing protocol. Conversely, random mobility scenarios can be built to make it hard to find a suitable hypothesis regarding contact probability. Since comparison between a link state routing protocol and replication and prediction based routing is rather subjective, in all our performance analysis, we refrain from comparing STAR with DTN routing protocols and instead use OLSR to benchmark the performance.

### III. NETWORK ARCHITECTURE

There are two important design choices for a gDTN network. First, we need a storage capable router and second, a transport protocol that is best suited in our target scenario which consists of wireless and mobile devices. In this section, we present and justify our design choices.

#### A. Storage Router

Given the rapidly decreasing cost of semiconductor memory and hard drives, it is economically viable to build routers with large storage capacities. This extra storage can be used for in-network caching as well as for storing large content in transit. Figure 1 presents an example design of such a storage router. This router has a terabyte capacity cache to support in-network caching of content, 1GB space for network layer storage and

100s of megabytes for additional link layer input and output buffers. Such storage routers have also been suggested in the Cache and Forward [27] architecture to support in-network caching and temporary storage when the end user disconnects during a content download process [28]. In practice, such a router can also be built using the open-flow controller [29] with attached disk or solid state storage and the routing protocol may be applied to the open-flow controller overlay network. This requirement for a storage router is not too far fetched. Most FIA architectures are assuming such storage-routers to become more common than the ones that simply find routes, store forwarding information and push packets around in the networks. Both MobilityFirst and Named Data Network routers have significantly large storage assumptions to cache content and network flow information. Our storage router works well in both designs and may be used in either architecture. In this work, we will only use the network layer temporary storage space and the input and output storage spaces to present performance benefits due to the routing enhancements alone.

#### B. Transport Layer

Prior research shows that TCP is inefficient in wireless networks in general [30] and performs poorly in mobile scenarios [31]. Variations of TCP like I-TCP [32] and CLAP [33] have suggested that both downstream and upstream TCP connections between a wireless host and the wired network should terminate at the access point (AP) or a proxy gateway. The AP or proxy should then create a separate connection with the wireless host to facilitate the end-to-end communication. This idea seems proper for static wireless hosts but in mobile scenarios this technique would require the setup of a new proxy and Mobile IP based forwarding from the original proxy (home agent) to the new proxy (foreign agent) [34]. Moreover, if there is a temporary disconnection, the TCP connection between the AP or proxy and the wireless host may timeout. We assume that there is no special mechanism at the end application and no in-network caching is used. Therefore, unless the mobile reconnects at the same AP or finds a route to the AP from the new point of connection, the data transfer process will need to restart from the original server. Clearly, TCP and its variations are not the best choices in mobile scenarios. Therefore, hop-by-hop based reliable and connectionless transport protocol ideas have been designed and tested for wireless and mobile networks. There have been several proposals for the hop by hop transport protocol [27] [35] [36] with the general idea to provide transport layer reliability at every hop along the path to the destination. In these protocols, the transport layer data unit (TPDU) may be as large as 1GB and all network routers are responsible for reliably transferring the entire TPDU as a whole from one hop to another. The difference in various versions suggested in literature is mainly the reliability mechanism and whether the hop by hop reliability is implemented at a special link layer as in the Cache and Forward Architecture [27] or the transport layer implements batch acknowledgement to account



for packets in the TPDU [35]. This hop based transport naturally allows routers to cache the entire file, more efficiently compared to any end-to-end transport. In the latter case, the individual TPDU's will need to be specially marked to indicate caching and then filtered and aggregated at the caching router to re-construct the original file.

Performance of all hop by hop based transport models has been shown to be better than TCP in wireless and wired scenarios [35] as well as in wired networks with wireless endpoints [27]. Some flavor of hop-by-hop transport is also present in the Named Data network (NDN). In NDN, interest packets are propagated hop-by-hop along routers and the corresponding data packets follow the reverse route setup by breadcrumbs left behind by the interest packets. NDN works well in wired networks [37] and has been shown to have application in Vehicular Networks (VANET) [15] and ad-hoc networks [14]. Therefore, any hop by hop transport protocol or NDN transport protocol may be used with STAR. We chose a hop-by-hop transport protocol with batch acknowledgments for per-hop reliability in our simulation study as well as the testbed experiments. Adaptation of STAR as a routing protocol for NDN is left as future work.

#### IV. STAR: STORAGE AWARE ROUTING

The Storage Aware Routing (STAR) protocol uses a two-dimensional routing cost metric that consists of both instantaneous (short term) and historical (long term) route costs to construct the best routes to the destination. It then considers the storage availability on downstream routers to make a store or forward decision. In this section, we will describe the protocol and algorithmic details, particularly (a) the route cost metric used in STAR, (b) the network topology discovery process, (c) the path computation algorithm and (d) the store and forward algorithm.

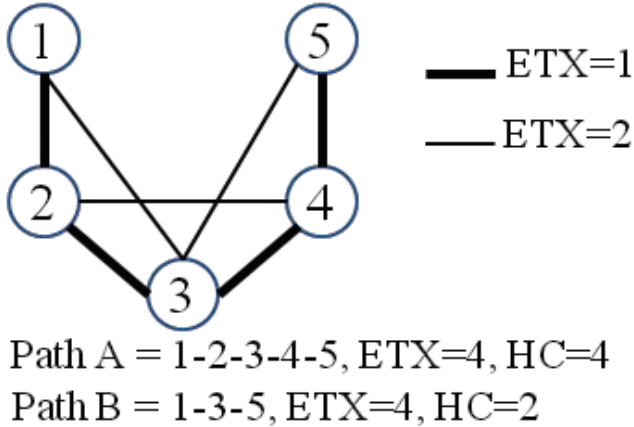


Fig. 2. Fixed and variable routing costs on two alternate routes

##### A. Routing Cost Metric

In any multihop network, the cost of a route has two components: a variable component that primarily determines the quality of the path and a relatively fixed cost that depends on the

length of the path from the source to the destination. Several quality metrics such as the transmission success probability (ETX [23]), transmission rate in wireless networks (ETT [21] and EDR [22]) and queuing delay (improved ETT [38]) have been proposed in literature to measure spatio-temporal variations in link quality. Prior research, in wireless networks, show that routing protocols that minimize the variable cost such as ETX, ETT and EDR of the route provide better per flow throughput in comparison to when shortest path routing is used. However, consider an example scenario shown in Figure 2, where two paths A and B of hopcount 4 and 2 respectively have the same variable cost ( $ETX = 4$ ). The probabilities that there will be 4, 3 and 2 transmissions when the shorter path (path B) is used are  $1/4$ ,  $1/2$  and  $1/4$  respectively ( $ETX = 2 \Leftrightarrow P_{success} = 1/2$  for each link). The probability of four transmissions along path A is always 1. Therefore, path A causes as much interference and contention related overhead as path B with a probability  $1/4$ ,  $1.33\times$  the interference compared to path B with probability  $1/2$  and  $2\times$  with probability  $1/4$ . Overall, there is a  $3/4$  probability for path A to cause more transmissions and contention related overhead compared to path B. This simple example illustrates that there may be scenarios where selecting a minimum variable cost path may not be beneficial for the network even though a single flow might fare better. In addition, routes computed using variable costs as the metric tend to experience more churn due to frequent changes in the costs. Depending on the time-scale of the change, the resulting paths could exhibit a very high churn. Therefore, we use the hop distance as the primary link cost metric in STAR. However, hop distance fails to capture link state variations due to physical events such as fading, mobility, congestion and contention that lead to fluctuations in link quality. Therefore, we use hop distance to compute multiple paths to each destination and then use a second metric to allow STAR to rank paths on the basis of such variations. We avoid paths that are much longer than the shortest length path. Therefore, the longest alternative path in our work is bounded to one hop more than the shortest path.

We propose an expected packet transmission time (EPTT) as a variable link cost metric. We define EPTT in terms of the relation between the Signal to Interference and Noise Ratio (SINR) and the Bit Error Rate (BER) of the received signal [39]. When the SINR between a transmitter and receiver is high, transmitters may use high bit rate modulation. Wireless standards and the wireless card specification sheets define the best transmission rate given the value of SINR [40] at the receiver. In practice, this information may be made available from the network interface card. We use this information to calculate EPTT as the ratio of packet size in bits to the best transmission rate possible for the signal to be correctly received. Being a function of SINR, the EPTT metric accurately captures temporal variations in link qualities which may be due to channel fading, interfering transmissions as well as node mobility.

### B. Network Topology Discovery

STAR uses the Optimized Link State Routing protocol (OLSR) [41] as its baseline. The network topology information is collected using local broadcast of “Hello” messages and network wide relay of “Topology Control (TC)” messages. In order to reduce the number of redundant broadcasts, only a subset of nodes called multi-point relays (MPR) [41] participate in relaying TC messages. The message formats and MPR selection processes are documented in the OLSR RFC [41]. We essentially use the same messaging format as OLSR. In order to relay additional messages needed to compute the two dimensional routing metric, a “Hello” message sent by a node  $n_k$  in STAR contains additional fields: (a) the one hop neighbor list and the best transmission rate  $r_i$  each neighbor  $n_i$  could use when communicating with  $n_k$  and (b) the amount of available storage on node  $n_k$ . The transmission rate  $r_i$  is calculated from the SINR of the last packet received from neighbor  $n_i$ . The available storage indicates the total storage capacity less the amount of data waiting to be forwarded. Similarly, the TC messages originated at node  $n_k$  contains (a) its own available storage information and (b) information from the hello messages from all two-hop neighbors. Using the information learned from “Hello” and TC messages, all nodes construct their view of the network connectivity graph. They use the EPTT reported in the most recent messages as the short term EPTT along the link. Nodes also compute the long term EPTT of each link as a moving average of EPTT reported in subsequent “Hello” and “TC” messages. Each node also includes its available storage information in all messages it originates. The information collected through these messages are used to populate a table that consists of tuples “Destination <Hop distance, previous hop, short term cost, long term cost, storage at previous hop>” for each known destination in the network. The routing control messages are sent as broadcast and are never buffered. Therefore, each received message reflects the most current information available to the node. Older messages with stale information are never in circulation. Furthermore, when three consecutive messages from node  $i$  are not received by node  $j$  within the expected time duration, instead of deleting the link from its table, node  $j$  sets the short term entry for the link  $i - j$  to a very high value. The long term cost is frozen until the next update from node  $j$  is received. The scalability of STAR is comparable to that of any link state routing protocol as well as OLSR. Various extensions of OLSR have been proposed to improve the scalability by reducing the routing control traffic, such as by using hierarchical routing [42], fish eye metric [43], clustering [44] and prediction [45]. Any of these extensions are useful as the baseline control messaging protocol for STAR.

### C. Path Computation

STAR searches the graph data structure built using the topology information gathered from control messages to find multiple paths to each destination in the network. The hop-count metric is used to compute a vector of paths  $\mathbb{P}_{i,j}$  between each pair of nodes  $(i, j)$ . The multiple paths are upto  $q$  hops

longer than the shortest path. In our experiments,  $q$  is set to 1. Since the goal is to find multiple paths, a modified breadth first search algorithm [46] is used to build a path vector  $\mathbb{P}^n$  instead of the standard Dijkstra’s algorithm. Given a pair of source  $S$  and destination  $D$ , the breadth-first search algorithm works as follows.

- 1) Assign node  $S$  distance 0 to indicate that  $S$  is 0 steps away from itself and assign  $\infty$  as the distance to all other nodes. Set  $d \leftarrow 0$ , and initialize the tree  $T \leftarrow S < 0, S, 0, 0, \omega_S >$
- 2) For all  $k \in N$ , whose assigned distance is  $d$ , visit each vertex  $i$  that is directly connected to  $k$  but is not the parent of  $k$  in the tree. If  $i$  has not been assigned a distance, assign it  $d + 1$ . Add  $i \langle d + 1, k, x_{ki}, y_{ki}, \omega_k \rangle$  as a child to node  $k$  in the tree  $T$ . If  $i$  already has a finite distance, it must exist on the tree as a child to another node. We again add the node  $i \langle d + 1, k, x_{ki}, y_{ki}, \omega_k \rangle$  as a child of node  $k$  on the tree. Add the newly found path  $S - i$  to the path vector  $\mathbb{P}_{S,i}$  if the difference between the minimum and maximum distances in the path vector  $\mathbb{P}_{S,i}$  is less than a threshold  $q$ .
- 3) Set  $d \leftarrow d + 1$ .
- 4) If  $D$  is assigned a distance and the difference between the minimum and maximum assigned distances in the path vector  $\mathbb{P}_{S,D}$  is less than  $q$  then repeat from step 2 else stop.

If  $l$  is the length of the largest alternate path from  $S$  to  $D$  and  $m$  is the average node degree, then step 2 executes  $N_l = \sum_{j=1}^l m^j$  times and puts the same number of nodes (with duplicates) in the trees. This tree, rooted at  $S$ , in the worst case has  $D$  as the last leaf node. A reverse traversal from each leaf node to root  $S$  builds  $l$  paths, with cost  $l$  each. Therefore, cost of a reverse traversal from each leaf to  $S$ , after the tree is built, costs  $l \cdot m^l$  and gives  $N_l = \frac{m^l - 1}{m - 1}$  paths. Thus the cost to find paths to  $D$  is amortized to  $\frac{(N_l + l \cdot m^l)}{N_l} = O(ml)$ .

### D. Store and Forward Algorithm

All paths to the destination  $D$  are sorted in increasing order of their short term EPTT. The long term EPTT ( $y$ ) and short term EPTTs ( $x$ ) of the best path i.e., the path with minimum short term EPTT are compared. We choose two thresholds,  $\beta$  and  $\gamma$  to determine the tolerance for paths that are slower than usual and for losses due to buffer overflow at downstream routers respectively. We describe a forwarding zone which is the region above the line  $y = x - \beta$  and a storage zone that falls in the region below the line. A path that falls in the forward zone can be used to send files/data immediately provided that the downstream bottleneck router i.e., the one with the least storage available among all other downstream routers has sufficient space. The requirement is that the ratio of available to total space is atleast  $\gamma$  and the space is sufficient to store the payload being transmitted. If a path is in the storage zone or if the downstream path has low space, file for the destination is sent to temporary storage on the current router. Figure 3 illustrates this forwarding decision. The choice

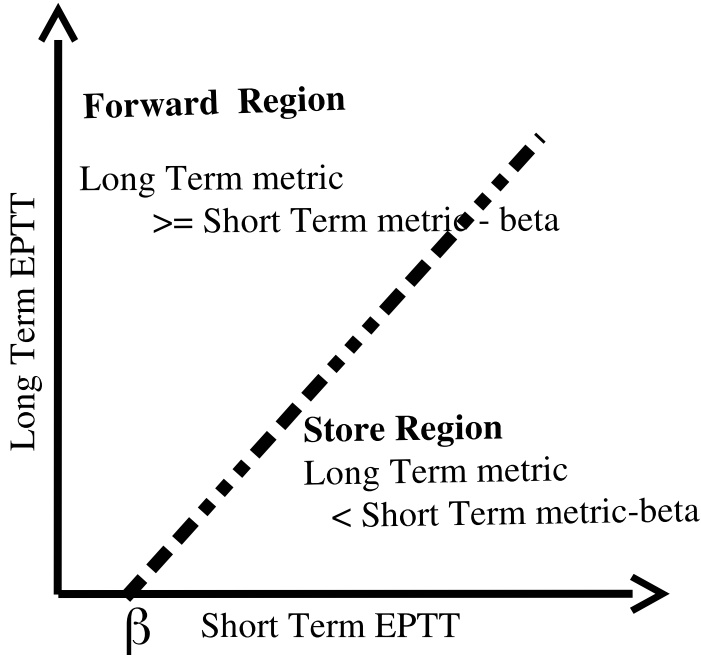


Fig. 3. Forwarding Decision using the Two Dimensional routing cost metric

of  $\beta$  determines the tolerance for paths that are slower than usual. If  $\beta$  is small, the system more aggressively avoids any path that is slower than the long term EPTT. Therefore, systems where path quality fluctuates rapidly around a mean, a smaller  $\beta$  is preferable. At the other end of the spectrum, if path quality fluctuates more slowly and hence may remain low for a long time, higher values of  $\beta$  may be used to avoid delaying data transfer for too long. The choice of  $\gamma$  controls how often files will be stored instead of being forwarded. This storage decision not only avoids the use of temporarily sub-optimal links but also provides a backpressure that reduces the rate at which traffic is injected into the network from the source. A higher value of  $\gamma$  results in more aggressive flow control at the source while with lower values, the network pushes the data closer to the destination with the risk that it may be dropped enroute due to lack of space. For example, in heavily loaded networks, a larger value of  $\gamma$  will lead to more effective flow control while under light load, the network will perform better with lower values of  $\gamma$ . In STAR, the congestion information travels upstream at the same rate as periodic route updates travel and hence decision to choose alternate routes can be taken pre-emptively. Since the back-pressure is in-built in routing, the time scale of response to congestion is smaller compared to explicit congestion notifications (ECN) [47] in IP routers.

The forwarding decision in STAR only uses two indicators of path quality i.e., the expected transmission times and storage on routers. Other indicators of quality can also be used. For example, the GSTAR protocol in MobilityFirst factors in probabilities of various types of delays such as backpressure, channel contention and queuing to extend this forwarding deci-

sion [48]. Once the routes are computed, they are ranked based on the minimum delay metric before making the store and forward decisions. Performance evaluations of GSTAR show some improvement over simple store and forward decisions in certain scenarios.

## V. PERFORMANCE EVALUATION

We evaluated the performance of STAR in a variety of gDTN scenarios using ns2 [49] based simulations as well as on a proof-of-concept prototype on the ORBIT [24] testbed. In this section, we will present the general architectural setup, define the performance metrics and present the performance results.

### A. Protocol Setup

We have presented the protocol stack used in this work in Figure 4. The stack shows the transport layer residing right above the network layer and below the application layer. In practice hop-by-hop transport protocols can be implemented as a middle layer between application and the transport layer. In our implementation, the hop-by-hop transport provides a socket interface for the application layer. The transport protocol fragments the application layer files (of size 1-2 GB) into transport protocol data units which are maximum 256KB in size. The transport layer then fragments the 256KB TPDU into smaller packets so that they can fit in link layer frames without undergoing IP fragmentation. These smaller datagrams are sent through a UDP datagram socket and a single batch acknowledgment is requested from the next hop to confirm the receipt of the entire TPDU. Each fragment of the TPDU is encapsulated in network layer packets. The network layer performs link checking in accordance with the forwarding algorithm described in section IV before sending the packets further down the stack. The next hop acknowledges by sending a bit-map indicating the sequence numbers of any packets that need to be retransmitted. When a zero bitmap is received, the segment has been successfully transmitted.

### B. Performance Metrics

We use the following performance metrics for experimental evaluation in various static and mobile wireless scenarios.

- 1) **File streaming throughput:** In a DTN scenario, we calculate per hop throughput as the ratio of file size to the time taken for transmission across each link along the route. We then average the per hop throughput by adding throughput at each hop along the route and dividing by the number of hops. We report this average as the file streaming throughput. Delays incurred in queues and temporary storage are not used in this calculation.
- 2) **Average file delays:** We calculate the end-to-end delay for file transfers as a sum of total delay including the transmission time, queuing and storage delays incurred by files that are successfully delivered. We calculate an average end-to-end delay over all files that were delivered during the simulation.

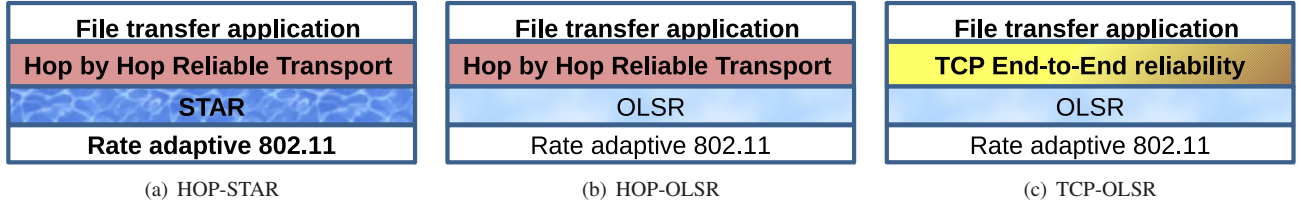


Fig. 4. Protocol stacks evaluated through ns2 simulations

- 3) **CDF of file delay:** We present the cumulative distribution of number of files delivered with respect to the end to end delivery delays for all files throughout the duration of each simulation run.
- 4) **Average Network throughput:** The ratio of number of data bits transmitted through the network over the simulation duration is reported as the average network throughput.
- 5) **Four minute delay:** We present the fraction of files received with less than four minute end to end delay to show the peak number of files delivered at various offered loads. We chose this metric after observing the delay at saturation point which is around 240 seconds at 10Mbps offered load for all protocol stacks that were simulated.

### C. NS2 Simulations

We used ns2 version 2.33 [49] for all simulations. We used an implementation of the hop-by-hop transport protocol with batch acknowledgement for hop-by-hop reliability (Liu et al) [50]. For comparison we used FTP data path at the application and TCP Tahoe implementations available in ns2. In OLSR experiments, we used the OLSR implementations by Ros et al [51]. We experimented with three protocol stacks shown in Figure 4. We will refer to these stacks as “HOP-STAR”, “HOP-OLSR” and “TCP-OLSR” respectively.

The HOP-STAR protocol stack in the simulator executes in the following manner. The hop-by-hop transport with per-hop batch acknowledgement runs on each router to ensure that the entire transport layer data unit (TPDU) is received reliably at every hop. Once a TPDU is successfully received at the next hop, it is queued in the temporary storage space available on the router. When the TPDU reaches the head of the storage queue and there is a suitable route available for the destination, it is dequeued from the storage buffer and encapsulated into a network layer datagram. The datagram is then placed in the router’s output buffer, fragmented to fit into link layer frames and each fragment is transmitted to the next hop. After the entire TPDU has been transmitted, the sender waits to receive an acknowledgement containing a bitmap that indicates the frames that need to be re-transmitted. Once a bitmap with all bits set to 0 is received, the TPDU transmission to the next hop is considered successful and the next TPDU transmission may begin.

1) *Network, Traffic and Channel Model:* We evaluated our work in two stationary and two mobile scenarios. The

TABLE I  
SIMULATION PARAMETERS

Parameter Name	Value
Link layer frame size	1024 bytes
Transmission data rates	1, 2, 5.5, 6, 11 Mbps
Storage space	2560 Kbytes
File Size	256 Kbytes
Storage threshold $\gamma$	1280Kbytes
Moving average window size	10
Weightage on long term cost ( $\beta$ )	0.9
Simulation time	1000s
Number of simulation runs	10

simulation parameters are shown in Table I. The traffic model used in the simulations is as follows. Each node in the network periodically selects a random file and transmits it to a randomly chosen destination. The interval between subsequent file transfers generated by any node is exponentially distributed. We decrease the mean of the exponential distribution to increase the offered load in the network. We also experiment with a bursty traffic model in which files arrive at exponentially distributed intervals in bursts that last for 100 seconds. Consecutive bursts are followed by quiet periods of 200 seconds during which no new traffic is created at that node. The transmission bursts start and end randomly at different nodes so that active traffic is not synchronously generated on all nodes.

The 802.11b MAC and physical layer implemented by Chen et al [52] was used in all simulations. This implementation provides a full featured implementation of wireless signal reception with cumulative signal strength from all transmissions that are in range to determine capture and collision. Thus, in all simulations, capture and collision are determined by the cumulative power of interfering signals that reach a receiver and not by pairwise comparison. For example, if there are  $k$  simultaneous interfering transmissions during the reception of a frame that lasts from time  $t$  to  $t + \delta t$ , the sum of signals from the  $k$  interfering transmissions are considered when determining whether the received signal to interference and noise ratio (SINR) is high enough for successful reception of the frame. In addition, the interference power is monitored throughout the frame reception interval and any change in the interference level is factored into the computation of SINR. Thus, for successful reception of a frame, the SINR of the frame being received, computed cumulatively over all interferers, must stay above the receive threshold throughout the frame reception period. This is more accurate compared to pair-wise



TABLE II  
SIMULATION 1 (LINEAR TOPOLOGY): RESULTS

Parameters	OLSR			STAR		
	50	10	1	50	10	1
Mean file arrival times (sec)						
Average file delay (sec)	0.678	1.047	2.936	1.634	10.883	5.518
Throughput (Mbps)	0.302	0.548	1.417	0.337	0.897	1.765

SINR computation with each competing transmission which overestimates the packet reception probabilities. Preamble and header processing, packet capture and accurate model of the IEEE 802.11 MAC protocol have also been implemented. We added the auto rate adaptation [53] module to the 802.11 implementation and made necessary changes so that the SINR of received packets can be queried by the network layer to calculate the expected packet transmission time of the link. Since the transport layer implements per-hop reliability, 802.11 DCF using RTS and CTS messages is not used, however per-frame acknowledgement is still provided by the link layer. We used the two-ray ground [54] based propagation model in all simulations with the exception of simulation 1 where we used an on-off propagation model in addition to the two-ray ground model. The transmission range in all simulations is set to 250m and carrier sensing range is 500m. Thus, in the absence of noise and interference, a receiver can be upto 250m away to receive a frame successfully. Under the same conditions, all other nodes that are within 500m of the transmitter can sense the carrier to determine that the channel is busy. All experiments were repeated for 10 runs and an average as well as confidence interval error bar are presented in simulation results.

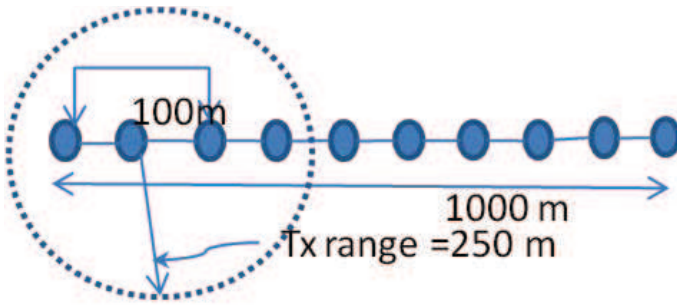


Fig. 5. Simulation 1 - Linear Topology with On-Off links:

a) *Simulation 1: Linear Topology with On-Off Links:*

We simulate a 10 node topology shown in Figure 5. The goal is to show the benefits of using store-and-forward routing under varying link conditions. Therefore, in addition to the two-ray ground propagation loss model with capture and collision, additional variation in link conditions is simulated by switching the link rates from 1 to 11 Mbps and vice-versa at consecutive time intervals uniformly distributed between 20 to 50 seconds. The schedules and duration of these variations are randomly selected across different links. Results (see Table II)

show that “HOP-STAR” achieves higher network throughput compared to “HOP-OLSR” but at the cost of high end-to-end file delays. The throughput gain is a direct result of reduction in contention for the wireless medium when nodes decide to store rather than transmit when the link rate is slower than the long term average. This indicates that the storage aware design is good for the network as a whole. At the same time, larger file delays were observed because files that incurred longer delays are eventually delivered successfully while in OLSR those files are likely to be dropped at intermediate queues due to transmission failures.

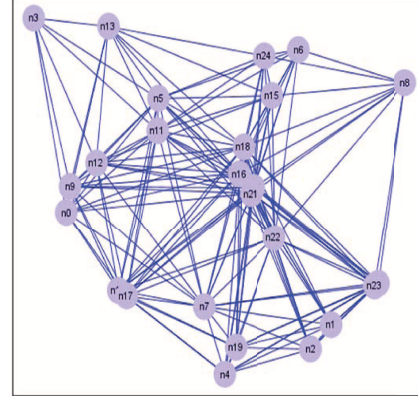


Fig. 6. Simulation 2 - Connectivity graph of nodes in the mesh network:

b) *Simulation 2: Static Multi-hop Mesh Network:* We simulated a static wireless mesh network with 25 nodes randomly placed in a 500x500m grid. The connectivity graph of a sample network is shown in Figure 6. Nodes in the network generated traffic at an exponentially distributed rate and the mean inter-arrival rate of files was changed to simulate different offered loads. Figure 7(a) shows the CDF of file delays at 10Mbps offered load. “HOP-STAR” delivers 932 files which is 17.8% more compared to “HOP-OLSR” and  $6.6\times$  compared to “TCP-OLSR”. Figure 7(b) shows that at 10Mbps offered load, 924 files in “HOP-STAR” are delivered in less than 4 minutes while in “HOP-OLSR” and “TCP-OLSR” the number is far less (784 and 70 files respectively). Similarly as shown in Figure 7(c), the overall network throughput achieved in “HOP-STAR” is 18% higher than “HOP-OLSR” and 2.25 times more than “TCP-OLSR” at 10Mbps offered load. These results show that the storage routing concept helps improve the network performance even when the wireless channel conditions are good but the load in the network is high.

Much of the above performance benefit (as well as in other simulated scenarios) was seen as a result of the preference to store rather than forwarding along paths that are slower than usual. This feature reduces the duration of interference by choosing links that have higher transmission rate and hence are better for spatial reuse if RTS and CTS are not used in the link layer. STAR also prefers storage when the space in downstream routers is low. This feature acts as a hop-by-hop flow control that prevents data loss due to buffer overflow on downstream routers in high traffic conditions.



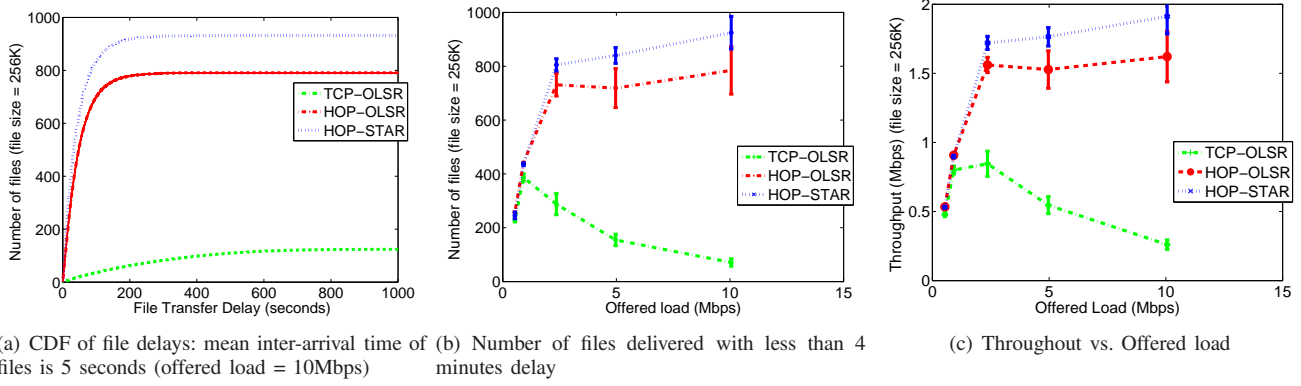


Fig. 7. Results of Simulation 2a: Static Mesh Network with Exponential traffic model

TABLE III

SIMULATION 3 - RESULTS IN THE DTN AND SPARSE MANET SCENARIO:

Parameters	OLSR		STAR	
	10	50	10	50
Mean inter arrival time (s)	72.34	66.67	89.66	79.17
File deliver fraction	100.65	109.65	92.28	38.66
Average file delay (s)	1.09	1.39	1.7	1.59
File streaming throughput(Mbps)				

In comparison the OLSR routing protocol does not have the concept of storage when the path is slower than average or when the downstream routers have lower storage space. In case of “TCP-OLSR” where there is an end-to-end flow control implemented by TCP, and congestion control is used to throttle the flow when the network cannot handle the incoming rate. However, as seen in results, the TCP congestion control is too aggressive. The TCP slow start phase completely throttles the rate at which the flow enters the network. This leads to lower throughput as the offered load increases. We repeated this simulation under a bursty traffic model. In the same 25 node scenarios as above, we changed the traffic produced by nodes so that they generate traffic by sending files at exponentially distributed inter-arrival rates in 100 second bursts followed by 200 second periods when no new traffic is produced. This process starts randomly at each node and repeats throughout the simulation period. This model more closely represents a web-browsing traffic where users make requests in between pauses. Results (Figure 8) show that “HOP-STAR” performs better than “HOP-OLSR” and “TCP-OLSR”. The flow control in STAR acts as a traffic regulator by disallowing a large burst of traffic from entering the network at once and hence improves the network performance. TCPs flow control also works better in this scenario by taking advantage of the time periods when no new traffic is generated during the interval between consecutive bursts.

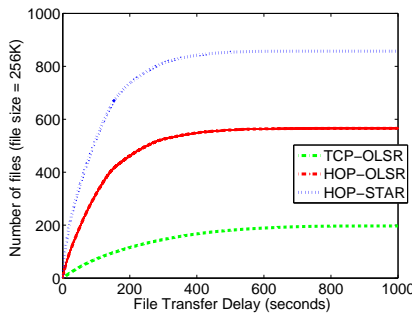
c) *Simulation 3: DTN scenario:* We simulated a 25 node network in which mobile nodes move within a 2500x2500m area. Nodes follow the Truncated Levy Walk (TLW) [55] mobility model(Figure 9) which represents pedestrian mobility on a campus. In the absence of infrastructure nodes, this network represents a sparse MANET or a DTN scenario where

end-to-end paths between pair of nodes is not always available. Results (Table III) show that “HOP-STAR” can deliver  $\approx 80-90\%$  of the files even in these challenged conditions while “HOP-OLSR” falls short in file delivery fraction, delay as well as file streaming throughput. This observation shows that both OLSR and STAR can function in temporarily disconnected scenarios. However, the performance is better when STAR is used. Compared to OLSR, STAR can handle occasional outages in sparse networks when nodes may wander away from communication range of the rest of the network leading to temporary network partitions. In our implementation, both OLSR and STAR store data at intermediate nodes when there is no route available and until the mobile nodes move around and reconnect. However, STAR gains an edge over OLSR due to the additional constraint on not using routes when they are worse than average. Thus when a route is found, STAR prefers a route which is more stable or has better link rate compared to the average. This choice results in higher file streaming throughput. Thus there are fewer retransmissions and hence lower interference when weaker than average links are avoided which also means better spacial reuse leading to higher file delivery ratio. These results show that STAR works well in challenged network conditions such as sparse MANET and DTN.

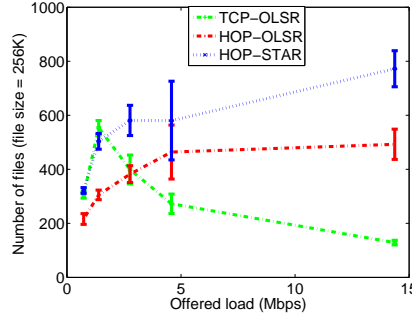
d) *Simulation 4 - Manhattan Mobility Scenario:* : We simulate a mobile scenario with 25 nodes within a 500x500m grid. The grid consists of horizontal and vertical streets and mobile nodes move along the streets. At street intersections nodes may turn right, left or go straight with equal probabilities. The minimum and maximum node speed in this network was set to 5 and 10m/s respectively. This is known as the Manhattan mobility model [56] and it emulates vehicular mobility in an urban environment. Results (Figure 10) show that “HOP-STAR” delivers between 250 to 300 more files with less than 4 minute delay compared to “HOP-OLSR”. “HOP-STAR” also achieve higher throughput compared to “TCP-OLSR”.

#### D. Proof-of-Concept Testbed Implementation

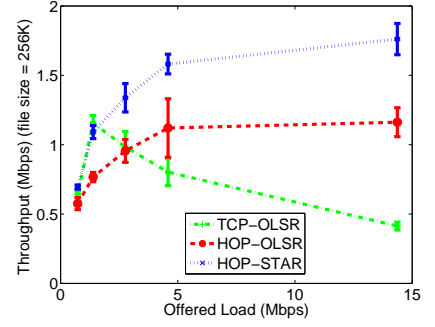
We have evaluated the “HOP-STAR” protocol stack and compared with “HOP-OLSR” and “TCP-OLSR” on the OR-



(a) CDF of file delays: mean inter-arrival time of files is 1 seconds (offered load = 14Mbps)



(b) Number of files delivered with less than 4 minutes delay



(c) Throughput vs. Offered load

Fig. 8. Results of Simulation 2b: Static Mesh Network with Bursty traffic model with burst durations of 100 seconds and interval between two bursts is 200 seconds

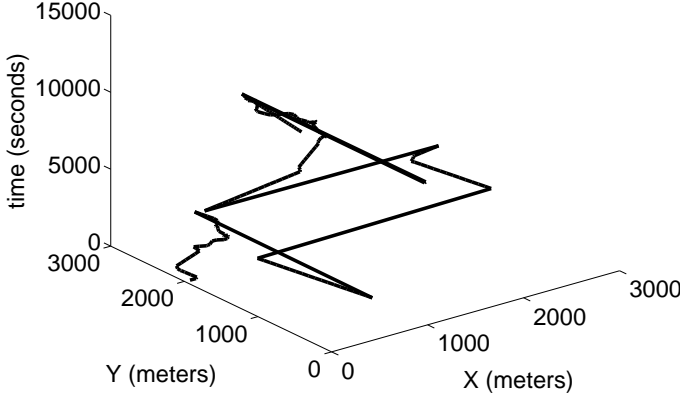
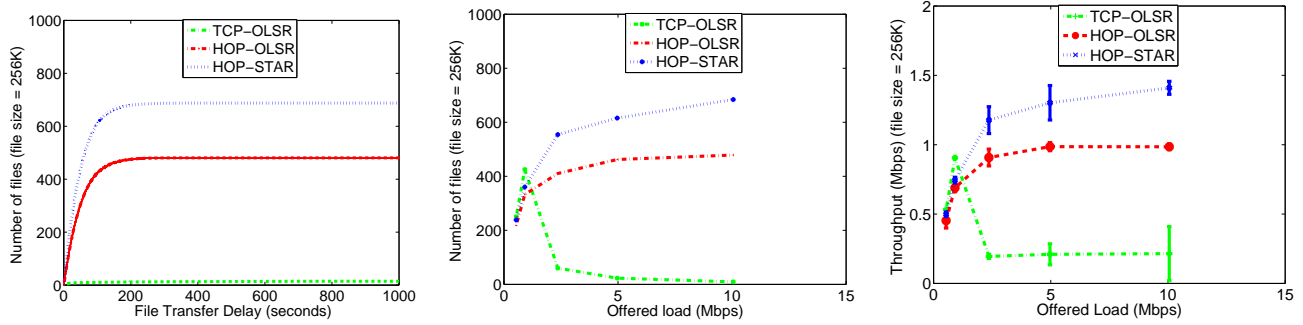


Fig. 9. Simulation 3 (DTN scenario): Truncated Levy Walk example. Power law slope of flight length = 1 and pause time = 10 seconds

BIT [24] wireless testbed to provide a proof-of-concept in actual implementation. We used the HOP implementations provided by Li et al [35] and the OLSR implementation with link cost extensions by Tomp [57] respectively as the baseline for the implementation. The expected transmission time (ETT) metric [21] is used to compute path cost in both OLSR and STAR. In STAR, the most recently learned ETT is used as the short term cost and a moving average of ETT is maintained as the long term cost. STAR also uses storage information on downstream path to decide whether data should be forwarded or temporarily stored at the current router. As shown in results before, this storage consideration acts as a flow control mechanism that restricts the influx of flow into the network and hence reduces the chance for buffer overflows at downstream routers. In addition, the 2-D forwarding strategy makes opportunistic use of good links. OLSR, however, does not have such mechanism built except that if there is no available route, data is stored at the transport layer at each hop instead of being dropped immediately. We performed experiments in three scenarios and the results are presented in this section.

*a) Testbed Experiment 1 - Mobile node and Access Point::* We emulate a scenario in which a mobile device connects to an access point (AP) to download content (Figure 11(a)). Mobility directly results in SINR variations and leads to variable bit error rate (BER) between the transmitter and the receiver. The transmitter reacts to higher error rates by reducing the transmission rate of the link. Therefore, we emulate mobility by periodically switching the transmission rates of the wireless driver between 1Mbps to 11Mbps as shown in Figure 11(a). We experiment with two protocol stacks: {HOP,STAR,802.11g} and {TCP,OLSR,802.11g}. Traffic is generated by sending data from the AP to the mobile at 5 second intervals. Size of application layer data is varied from 325-1024 KBytes to increase the offered load in the network. Results (Figure 11(b)) show that STAR is able to achieve 20Mbps file streaming throughput which is only 5Mbps short of the theoretical maximum for a 54Mbps data rate with 1KByte limit on the link layer frame size (Figure 2 in [58] shows that 25Mbps is the theoretical maximum). In comparison, TCP provides a mere 3Mbps throughput. Note that the streaming throughput in TCP is equivalent to the network throughput as there is no concept of storage in TCP. This result may be explained as follows: TCP reacts to lower link rates by dropping the congestion window to the minimum by entering the slow start phase. However, the HOP and STAR combination continues to send at the full rate when the link rate is high and temporarily suspends the transmissions and stores the data when the link rate reduces. The switch back to transmission at high speed is much faster than the time taken by the TCP slow start process since it directly uses the network layer feedback to adjust the transmission rate. Therefore, overall HOP and STAR achieve a higher streaming throughput compared to TCP.

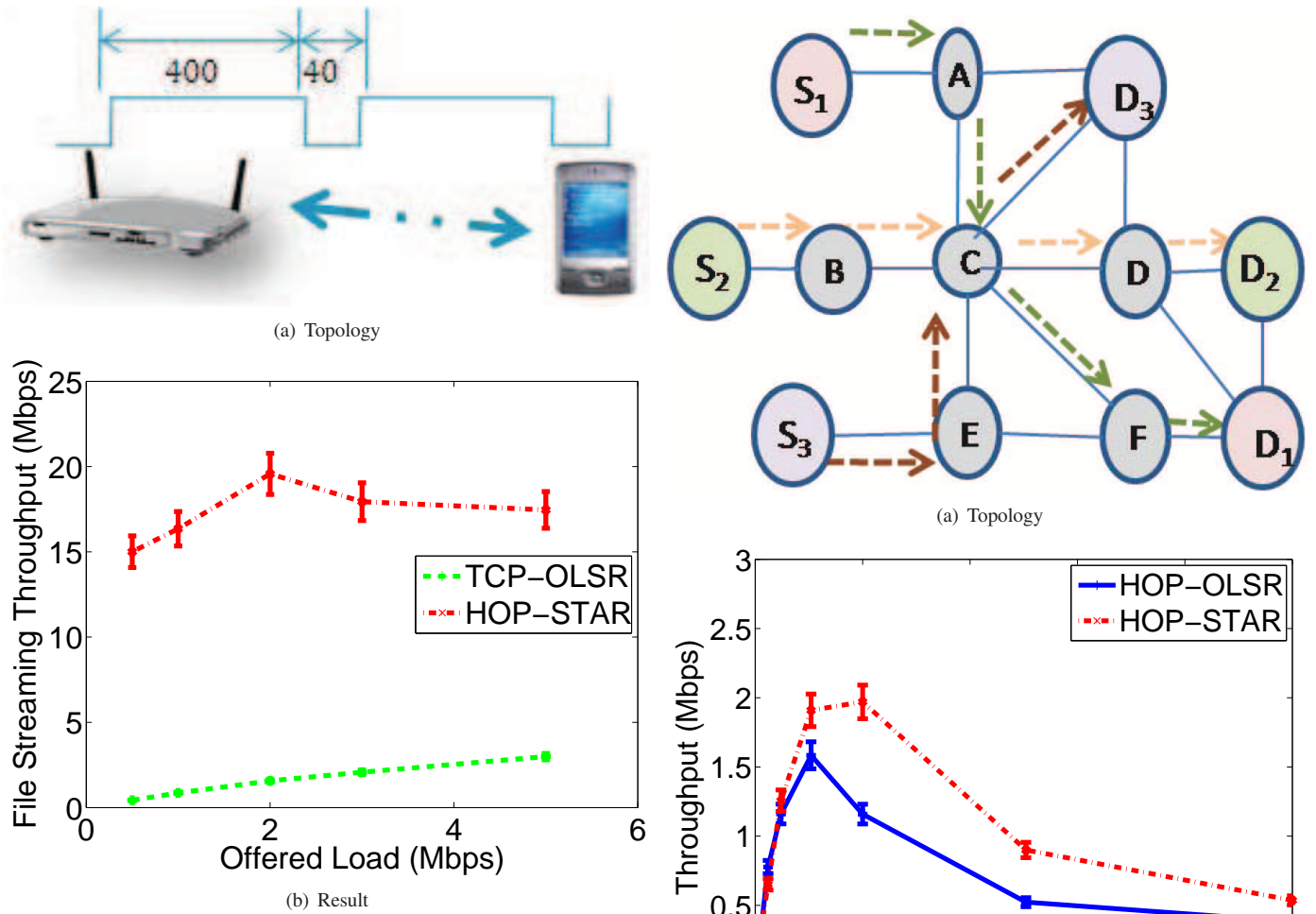
*b) Testbed Experiment 2 - Multihop Mesh Network: :* In the second experiment, we show how the storage based forwarding decision in STAR helps to achieve better performance in a multihop mesh network. We create a 12 node multihop topology (Figure 12(a)) in which three sources  $S_1, S_2$  and  $S_3$  transmit files of size 500KB each to corresponding destinations



(a) CDF of file transfer delays with mean inter-arrival file transfer rates of 5 seconds (Offered minutes delay Load = 10Mbps)

(c) Throughput vs Offered load

Fig. 10. Results of Simulation 4a: Manhattan Mobility Model with exponentially distributed file transfer rates

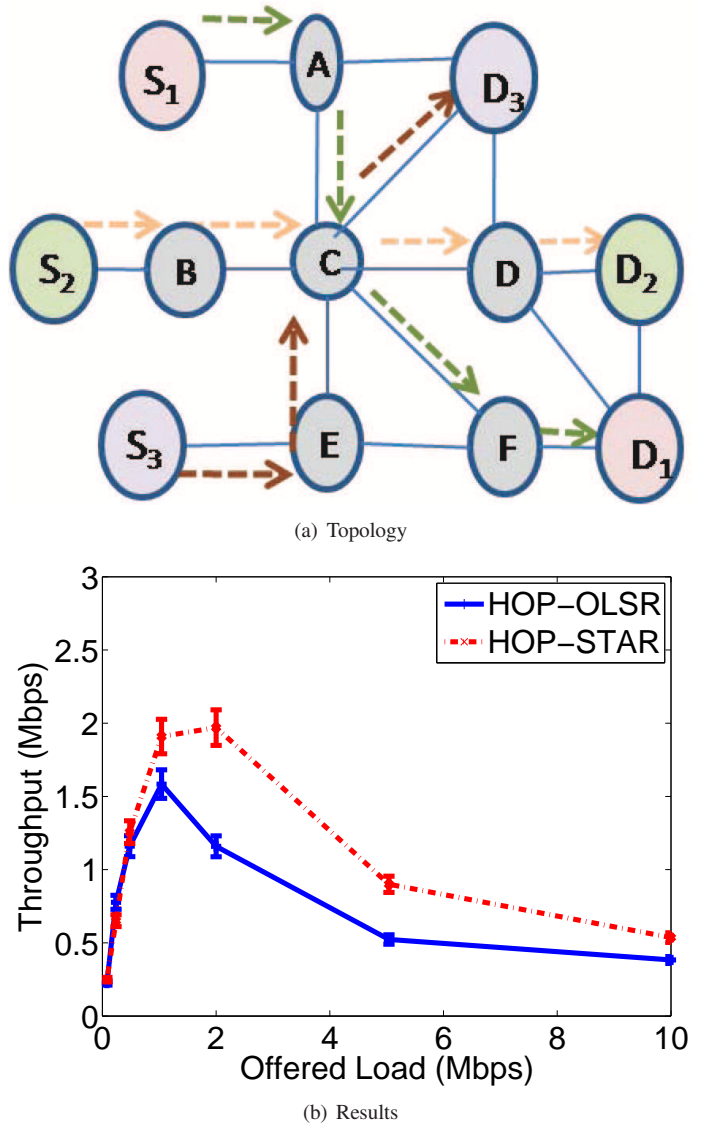


(a) Topology

(b) Result

Fig. 11. Testbed Experiment 1: Mobile node and Access Point Scenario

$D_1, D_2$  and  $D_3$ . Each source generates new file transfers at an exponentially distributed rate with mean  $\lambda$  files per second. We increase  $\lambda$  at each node to increase the offered load in the network. Two protocol stacks  $\{HOP,OLSR,802.11g\}$  and  $\{HOP,STAR,802.11g\}$  were compared. Figure 12(a) shows that all files are transferred along the three paths that pass



(b) Results

Fig. 12. Testbed Experiment 2: Wireless Mesh Network



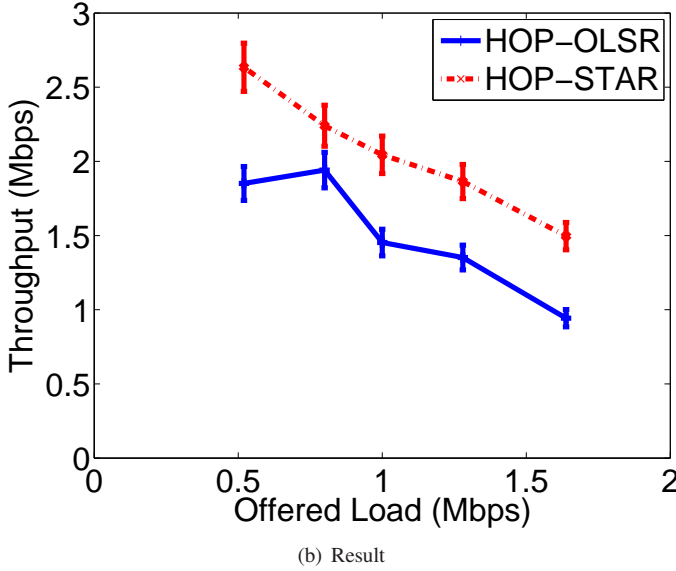
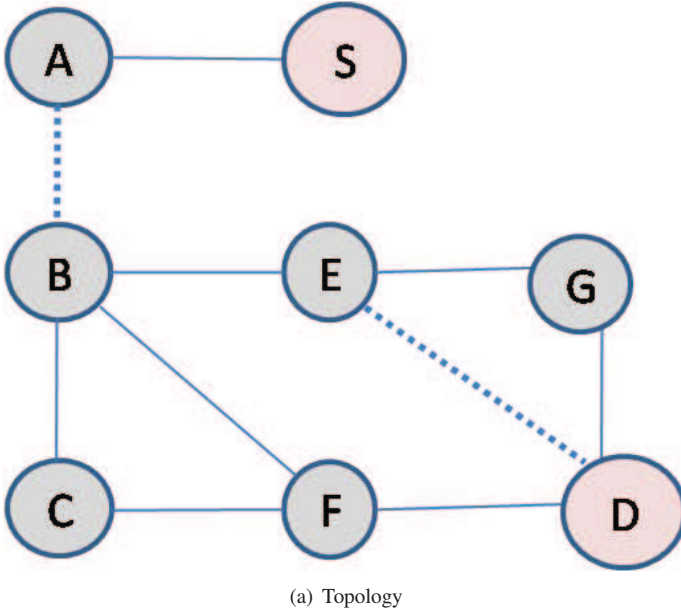


Fig. 13. Testbed Experiment 3 - Wireless Mesh Network with periodically disconnected links:

through node C. As the network load increases, the storage space at node C starts filling up. When upstream nodes in STAR detect the low storage levels along the route, they choose to store instead of forwarding. However, since OLSR does not use storage information to make forwarding decisions, it continues to push data along the same route which may result in buffer overflow at node C when offered load is sufficiently high. Therefore, due to the storage metric used in STAR, a better throughput performance is achieved compared to OLSR (Figure 12(b)).

*c) Testbed Experiment 3: Multihop Mesh with Periodic Disconnections:* This experiment validates our claim that STAR can work well even in DTN scenario when the end to end paths between the source and destination do not always

exist. We create a scenario shown in Figure 13(a) where the links A-B and E-D are periodically turned off and on for 40 and 200 seconds respectively. The off states of these links are phase shifted by 150 seconds so that the two links are never “off” at the same time during the experiments. Files are sent at a constant rate of 1 file in 5 seconds from source S to destination D. STAR works as follows in this network. When the link A-B is off, the long term cost for the route is finite while the short term cost is infinite. A comparison of the two costs indicates that a route to D existed in the past. STAR uses this information to temporarily store the file while waiting for the link to reappear. Similarly, when the link E-D is off, STAR is able to route data to D through the alternate path that goes through G. On the other hand, when the link E-D is on, STAR opportunistically selects the lower cost path to reach D. As seen in Figure 13(b), these choices validate that STAR can function well in challenged DTN scenarios. TCP does not function at all in this scenario therefore we have not included the results for “TCP-OLSR”. We show that OLSR functions in this scenario if a hop-by-hop transport layer is used because the transport layer also stores data if there is no route available. However, OLSR is unable to switch routes when the storage at downstream routers is low leading to lower throughput compared to STAR.

## VI. RELATED WORK

In this section we present related work in three areas. First we describe routing protocols proposed in future Internet architectures and explain how STAR fits in. Second, we present the difference between DTN routing and STAR. Third, we compare STAR with prior work in a storage routing protocol [59] and a history based routing [60] protocol.

*a) Future Internet Architectures:* The Named Data Network architecture proposes an outline of a link state routing scheme (NLSR) that maintains multiple paths to all known destinations and the routes are ranked in any suitable manner to indicate preferences. Best paths are computed using the Dijkstra’s algorithm over the entire sink tree rooted at node A. The Dijkstra’s algorithm is repeated over new the sink trees created by removing one neighbor of A at a time from the original sink tree. This process may generate a set of alternate paths to some nodes. An upper bound on the number of such computations is used to reduce the complexity at high degree nodes. This is only a suggested multi-path algorithm while other schemes might be explored in the future. STAR could be easily used in NDN by simply replacing the messaging scheme (“hello” and “TC” messages) to use the NDN narrow waist i.e., interest for link state updates followed by the corresponding responses. There already exists a multi-path computation scheme in STAR and the preferences for route selection is modeled as well. Therefore, other than the changes to control messaging scheme, the STAR concept is applicable to the NDN architecture. Aside from “fitting in” as an NDN routing protocol, STAR adds the support for mobility more natively than is currently suggested for NDN. Grassi et al [15] suggest stripping out all NDN features e.g., forwarding

information base and pending interest table policy and resort to epidemic routing [26] like route computation to use NDN in vehicular networks. In comparison, as shown in results in Section V, STAR works well in both disconnected scenarios as well as vehicular mobility scenarios with the same routing protocol mechanism as the well connected static mesh networks. Similarly, to support ad-hoc networking in NDN, a Listen First Broadcast Later (LFBL) approach is suggested [14]. This approach is reminiscent of reactive routing in ad-hoc networks with some enhancements to reduce broadcast floods. There are several studies that compare proactive and reactive routing approaches in ad-hoc networks [61], [62]. Results are very much dependent on the scenario, application and mobility models. Therefore, STAR adapted to an NDN based ad-hoc network might work at least as well as LFBL.

The *Forwarding directive, Association, Rendezvous Architecture (FARA)* [63] was proposed as an addressing and naming scheme for the future Internet. In FARA, hosts are identified by an association ID (AID) instead of IP addresses. In addition, hosts are not individual machines, rather an entity in the form of a process or thread running anywhere in the network. Entities may move around in the network and may even migrate from one physical machine to another. Routing is achieved by constructing forwarding directives (FD) that lead to the destination entities. FDs are updated as the entities move around in the network. When a router receives a data packet, it checks the FD of the corresponding destination entity to make the forwarding decision. FARA does not address protocol details like missing FDs, delay in FD update message and variation in routing costs in the network. STAR can provide this service by temporary storage and re-routing of data as necessary. The *eXpressive Internet Architecture (XIA)* builds on similar ideas to construct a network where service, content, host or any other principle (entity) can be expressed in a network packet. The core research theme is in naming, addressing, privacy, security, incentives and software implementation. The network routing protocol and algorithm have not been locked down yet. The only requirement for routing in XIA is to locate the entities in the network. STAR can be plugged in the XIA architecture as the routing protocol for all scenarios after changing the control packet headers to enable routing to different XIA principles. Separate tables can be maintained for different entities while using the same number and types of control messages for all types of entities.

The *MobilityFirst architecture* has already adapted STAR as the generalized storage aware routing protocol (GSTAR) [13]. Extension of STAR in multi-homed networks is a work in progress [64]. The main ideas of GSTAR continue to be multipath computation, two-dimensional routing cost metric, and storage aware forwarding decisions. These ideas are extended by using a minimum delay as the route cost metric [13] and simultaneous use of multiple paths to improve content delivery to multi-homed mobiles [64].

*b) Disruption/Delay Tolerant Networking (DTN):* The goal of DTN routing [65], [18] is to successfully deliver messages to a destination which may not be always connected.

Both DTN and STAR routers are designed with built-in storage. In DTN replication, flooding and contact probability are three major approaches for routing while STAR uses a hop distance routing metric and a variable cost metric based on packet transmission times. The variable metric is able to capture various states of disconnections and hence is capable of functioning under deep disconnections. Although not designed explicitly for DTN, STAR with the two dimensional routing metric and storage based forwarding destination functions well in challenged scenarios such as DTN and sparse MANET as well as in well connected ones.

The Licklider transport protocol (LTP)[66] was designed to support reliable transport along links that have large round trip delays or long term disconnections. The DTN bundle protocol is based on the LTP protocol which makes LTP the precursor of DTN. LTP is best deployed right above the link layer where it is used to provide minimal transport functionality of end-to-end reliability over challenged links. LTP can also be implemented above UDP but RFC5326 [66], that describes the specifications in details, advises against using LTP above UDP in anything other than *during software development and in private networks*. LTP needs link layer information in order to make store or forward decisions. However, LTP does not participate in building routes or maintaining link quality information. We differentiate our work from LTP as follows: First LTP is a transport protocol while we have proposed a network routing protocol. Our protocol, STAR, provides a best effort, rather than reliable delivery service to the transport layer. Second, LTP does not provide any flow or congestion control while the forwarding algorithm in STAR performs network layer backpressure based flow and congestion control by storing data when the network is slow or when the storage at downstream routers is low. Third, unlike LTP, STAR performs route discovery and table maintenance to log link quality variations. Finally, LTP is not recommended for use in scenarios other than those that have long haul links while we show that STAR is capable of functioning in a wide range of scenarios.

*c) Storage and History based routing:* Storage Routing (SR) has also been proposed for DTN networks [59] but the focus is on managing the storage space on routers when there are too many undelivered bundles at a router. SR suggests a protocol for moving old messages to neighboring routers to make room for new arrivals while the older message bundles wait to encounter a suitable node that can take custody for further forwarding. This concept is quite different from the way storage is used in STAR. STAR uses storage for disconnected users as well as when the path to the destination is slower than usual. Storage information on downstream routers is also used to restrict data forwarding which leads to a network layer flow control that prevents buffer overflows at downstream routers. History directed routing algorithm (HIDRA) [60] has been suggested for multi-media traffic in the IP network. In HIDRA the general range of bandwidth between source and destination pairs are observed during data transfer sessions. These measurements are processed offline and used to select

the best routes for future traffic between the hosts. The historical information is used to predict the load between a source destination pair and to assign the flow to the best route in the network that can accommodate the flow. In this respect, HUDRA is an application of the knapsack or bin-packing problem that tries to allocate and fit incoming flows in the most optimal path. Unlike HIDRA, STAR is a distributed protocol that constructs the historical information about links and routes even when there has not been any prior data traffic along the route. The link cost metrics are instantaneous and moving average of transmission times. A comparison of current and average metrics are used to decide whether the route should be used immediately or data forwarding should be delayed to wait for the link cost to reduce. The objective in STAR is to enable seamless routing across various network conditions which is different from HIDRA that attempts to improve network throughput in IP networks by allocating incoming flows to most suitable routes.

## VII. CONCLUSIONS AND FUTURE WORK

We have presented STAR: a storage aware routing protocol that considers historical and current routing costs to make store or forward routing decision. Through extensive simulation under different network and mobility models and experimental validation on ORBIT, we show that STAR is a suitable routing protocol for generalized DTN scenarios and functions well even under challenged DTN networks. Results present sufficient evidence that the 2-dimensional routing metric and storage concept can develop as a unified routing protocol that seamlessly inter-connects several types of wireless and mobile networks. We have briefly mentioned the applicability of the principle ideas in STAR i.e., two dimensional routing metric and storage considerations in the NDN and XIA future Internet architectures. We see the implementation of STAR as an NDN routing protocol and performance evaluation in NDN wired, vehicular and ad-hoc networks as the immediate future direction. The STAR idea in newer scenarios such as multi-homing is already a work in progress [64].

## VIII. BIBLIOGRAPHY

### REFERENCES

- [1] North america ericsson mobility report, <http://www.ericsson.com/res/docs/2015/mobility-report/emr-nov-2015-regional-report-north-america.pdf> (November 2015).
- [2] Google, Project fi, <https://fi.google.com/>.
- [3] L. Zhang, A. Afanasyev, J. Burke, V. Jacobson, P. Crowley, C. Papadopoulos, L. Wang, B. Zhang, et al., Named data networking, *ACM SIGCOMM Computer Communication Review* 44 (3) (2014) 66–73.
- [4] D. Raychaudhuri, K. Nagaraja, A. Venkataramani, Mobilityfirst: a robust and trustworthy mobility-centric architecture for the future internet, *ACM SIGMOBILE Mobile Computing and Communications Review* 16 (3) (2012) 2–13.
- [5] D. Naylor, M. K. Mukerjee, P. Agyapong, R. Grandl, R. Kang, M. Machado, S. Brown, C. Doucette, H.-C. Hsiao, D. Han, et al., Xia: architecting a more trustworthy and evolvable internet, *ACM SIGCOMM Computer Communication Review* 44 (3) (2014) 50–57.
- [6] A. Anand, F. Dogar, D. Han, B. Li, H. Lim, M. Machado, W. Wu, A. Akella, D. G. Andersen, J. W. Byers, S. Seshan, P. Steenkiste, Xia: an architecture for an evolvable and trustworthy internet, in: *Proceedings of the 10th ACM Workshop on Hot Topics in Networks, HotNets-X*, ACM, New York, NY, USA, 2011, pp. 2:1–2:6. doi:10.1145/2070562.2070564. URL <http://doi.acm.org/10.1145/2070562.2070564>.
- [7] T. Anderson, K. Birman, R. Broberg, M. Caesar, D. Comer, C. Cotton, M. J. Freedman, A. Haeberlen, Z. G. Ives, A. Krishnamurthy, et al., *The nebula future internet architecture*, Springer, 2013.
- [8] T. Wolf, J. Griffioen, K. L. Calvert, R. Dutta, G. N. Rouskas, I. Baldin, A. Nagurney, Choicenet: toward an economy plane for the internet, *ACM SIGCOMM Computer Communication Review* 44 (3) (2014) 58–65.
- [9] Nsf future internet architecture projec, <http://www.nets-fia.net/>.
- [10] European Commission, FP7, European future internet initiative, <http://www.future-internet.eu/>.
- [11] Asia Pacific Advanced Network, Asiafi, <http://www.asiafi.net/>.
- [12] T. Vu, A. Baid, Y. Zhang, T. D. Nguyen, J. Fukuyama, R. P. Martin, D. Raychaudhuri, Dmap: A shared hosting scheme for dynamic identifier to locator mappings in the global internet, in: *Distributed Computing Systems (ICDCS)*, 2012 IEEE 32nd International Conference on, IEEE, 2012, pp. 698–707.
- [13] S. C. Nelson, G. Bhanage, D. Raychaudhuri, Gstar: generalized storage-aware routing for mobilityfirst in the future mobile internet, in: *Proceedings of the sixth international workshop on MobiArch*, 2011, pp. 19–24.
- [14] M. Meisel, V. Pappas, L. Zhang, Ad hoc networking via named data, in: *Proceedings of the fifth ACM international workshop on Mobility in the evolving internet architecture*, ACM, 2010, pp. 3–8.
- [15] G. Grassi, D. Pesavento, G. Pau, R. Vuyyuru, R. Wakikawa, L. Zhang, Vanet via named data networking, in: *Computer Communications Workshops (INFOCOM WKSHPS)*, 2014 IEEE Conference on, IEEE, 2014, pp. 410–415.
- [16] A. Hoque, S. O. Amin, A. Alyyan, B. Zhang, L. Zhang, L. Wang, Nlsr: Named-data link state routing protocol, in: *Proceedings of the 3rd ACM SIGCOMM Workshop on Information-centric Networking*, ACM, 2013, pp. 15–20.
- [17] K. Fall, A delay-tolerant network architecture for challenged internets, in: *Proceedings of the 2003 conference on Applications, technologies, architectures, and protocols for computer communications, SIGCOMM '03*, ACM, New York, NY, USA, 2003, pp. 27–34. doi:10.1145/863955.863960. URL <http://doi.acm.org/10.1145/863955.863960>.
- [18] A. Lindgren, A. Doria and O. Scheln, Probabilistic Routing in Intermittently Connected Networks, in: *4th ACM International Symposium on Mobile Ad Hoc Networking and Computing*, 2003.
- [19] C. Perkins, E. Royer and S. Das, RFC 3561 Ad hoc On-Demand Distance Vector (AODV) Routing (2003).
- [20] RFC3626 - Optimized Link State Routing Protocol (OLSR), Network Working Group Request for Comments: 3626 (October 2003).
- [21] R. Draves, J. Padhye and B. Zill, Routing in Multi-radio, Multi-hop Wireless Mesh Networks, in: *10th Annual International Conference on Mobile Computing and Networking*, 2004.
- [22] J. C. Park and S. K. Kasera, Expected Data Rate: An Accurate High-throughput Path Metric for Multi-hop Wireless Routing, in: *2nd Annual IEEE Communications Society Conference on Sensor and Ad Hoc Communications and Networks*, 2005.
- [23] D. S. J. De Couto, D. Aguayo, J. Bicket and R. Morris, A High-Throughput Path Metric for Multi-hop Wireless Routing, *Wireless Networking* 11 (4) (2005).
- [24] D. Raychaudhuri, I. Seskar, M. Ott, S. Ganu, K. Ramachandran, H. Kremo, R. Siracusa, H. Liu, and M. Singh, Overview of the ORBIT radio grid testbed for evaluation of next-generation wireless network protocols, in: *IEEE Wireless Communications and Networking Conference*, 2005.
- [25] A. Lindgren, E. Davies, S. Grasic, A. Doria, Probabilistic routing protocol for intermittently connected networks (2012).
- [26] A. Vahdatand, D. Becker, Epidemic routing for partially connected ad hoc networks, *DukeTechnical Report*, CS-2000-06, July 2000. available at [issg.cs.duke.edu/epidemic/epidemic.pdf](http://issg.cs.duke.edu/epidemic/epidemic.pdf) (2000).
- [27] S. Paul, R. Yates, D. Raychaudhuri and J. Kurose, The Cache-and-Forward Network Architecture for Efficient Mobile Content Delivery Services in the Future Internet, in: *First ITU-T Kaleidoscope Academic Conference on Innovations in NGN: Future Network and Services*.



- [28] R. Shinkuma, S. Jain, and R. Yates, Network Caching Strategies for Intermittently Connected Mobile Users, in: 20th Commemorative Personal, Indoor and Mobile Radio Communications Symposium, 2009.
- [29] N. McKeown, T. Anderson, H. Balakrishnan, G. Parulkar, L. Peterson, J. Rexford, S. Shenker and J. Turner, OpenFlow: enabling innovation in campus networks, SIGCOMM Computer Communication Review (2008).
- [30] M. Gerla, R. Bagrodia, L. Zhang, K. Tang, L. Wang, TCP over Wireless Multi-hop Protocols: Simulation and Experiments, in: IEEE International Conference On Communication, 1999.
- [31] G. Holland, N. Vaidya, Analysis of TCP Performance over Mobile Ad Hoc Networks, Wireless Networks, Springer Netherlands 8 (2-3) (2002).
- [32] A. V. Bakre and B. R. Badrinath, I-TCP: indirect TCP for mobile hosts, in: Proceedings - International Conference on Distributed Computing Systems.
- [33] S. Gopal, S. Paul and D. Raychaudhuri, Leveraging MAC-layer information for single-hop wireless transport in the Cache and Forward Architecture of the Future Internet, in: 2nd International Conference on Communication Systems Software and Middleware.
- [34] C. E. Perkins, Mobile ip, Communications Magazine, IEEE 35 (5) (1997) 84-99.
- [35] M. Li, D. Agrawal, D. Ganesan and A. Venkataramani, Block-switched networks: a new paradigm for wireless transport, in: 6th USENIX symposium on Networked systems design and implementation, 2009.
- [36] S. Heimlicher, M. Karaliopoulos, H. Levy, M. May, End-to-end vs. hop-by-hop transport under intermittent connectivity, in: Proceedings of the 1st international conference on Autonomic computing and communication systems, Autonomics '07, 2007.
- [37] H. Yuan, P. Crowley, Experimental evaluation of content distribution with ndn and http, in: INFOCOM, 2013 Proceedings IEEE, IEEE, 2013, pp. 240-244.
- [38] S. Biaz, B. Qi and Y. Ji, Improving Expected Transmission Time Metric in Multi-Rate Multi-Hop Networks, in: 5th IEEE Consumer Communications and Networking Conference, 2008.
- [39] T. S. Rappaport, Wireless Communications: Principles and Practice, 2nd Edition, Prentice Hall, 2002.
- [40] J. P. Pavon and C. Sung Hyun, Link Adaptation Strategy for IEEE 802.11 WLAN via Received Signal Strength Measurement, in: IEEE International Conference on Communications, Vol. 2, 2003.
- [41] T. Clausen and P. Jacquet, RFC-3626 Optimized Link State Routing Protocol (OLSR) (2003).
- [42] Y. Ge, L. Lamont, L. Villasenor, Hierarchical olsr-a scalable proactive routing protocol for heterogeneous ad hoc networks, in: WiMob'2005, IEEE International Conference on Wireless And Mobile Computing, Networking And Communications, 2005., Vol. 3, IEEE, 2005, pp. 17-23.
- [43] D. Nguyen, P. Minet, Scalability of the olsr protocol with the fish eye extension, in: Networking, 2007. ICN'07. Sixth International Conference on, IEEE, 2007, pp. 88-88.
- [44] F. J. Ros, P. M. Ruiz, Cluster-based olsr extensions to reduce control overhead in mobile ad hoc networks, in: Proceedings of the 2007 international conference on Wireless communications and mobile computing, ACM, 2007, pp. 202-207.
- [45] E. Medina, R. Meseguer, C. Molina, D. Royo, Olsrp: Predicting control information to achieve scalability in olsr ad hoc networks, in: International Conference on Mobile Networks and Management, Springer, 2010, pp. 225-236.
- [46] Newman, M. E. J, Scientific collaboration networks. II. Shortest paths, weighted networks, and centrality, Physical Review E Volume 64 (June 2001).
- [47] K. Ramakrishnan, S. Floyd, D. Black, The Addition of Explicit Congestion Notification (ECN) to IP (2001).
- [48] N. Somani, A. Chanda, S. C. Nelson, D. Raychaudhuri, Storage aware routing protocol for robust and efficient services in the future mobile internet, in: Communications (ICC), 2012 IEEE International Conference on, IEEE, 2012, pp. 5849-5853.
- [49] [http://nslam.isi.edu/nslam/index.php/Main\\_Page](http://nslam.isi.edu/nslam/index.php/Main_Page), Network simulator ns2.
- [50] S. Jain, A. Saleem, H. Liu, Y. Zhang and D. Raychaudhuri, Design of link and routing protocols for Cache-and-Forward networks, in: IEEE Sarnoff Symposium, 2009.
- [51] F. J. Ros and P. M. Ruiz, Implementing a New Manet Unicast Routing Protocol in NS2, <http://masimum.inf.um.es/nsrt-howto/html/nsrt-howto.html>.
- [52] Q. Chen, F. Schmidt-Eisenlohr, D. Jiang, M. Torrent-Moreno, L. Delgrossi and H. Hartenstein, Overhaul of IEEE 802.11 Modeling and Simulation in NS-2, in: 10th ACM Symposium on Modeling, Analysis, and Simulation of Wireless and Mobile Systems, 2007.
- [53] M. Lacage, M. H. Manshaei and T. Turetli, IEEE 802.11 rate adaptation: a practical approach, in: 7th ACM international Symposium on Modeling, Analysis and Simulation of Wireless and Mobile Systems, 2004.
- [54] W. C. Lee, Mobile Communications Engineering: Theory and Applications, McGraw-Hill, Inc., New York, NY, USA, 1997.
- [55] I. Rhee, M. Shin, S. Hong, K. Lee and S. Chong, On the Levy-Walk Nature of Human Mobility, in: 27th IEEE Conference on Computer Communications, 2008.
- [56] F. Bai, N. Sadagopan and A. Helmy, IMPORTANT: a framework to systematically analyze the Impact of Mobility on Performance of Routing Protocols for Adhoc Networks, in: 22nd Annual Joint Conference of the IEEE Computer and Communications Societies, Vol. 2, 2003.
- [57] E. Tomp, OLSR with Link Cost Extensions, <http://sourceforge.net/projects/olsr-lc/> (2008).
- [58] X. Yang and J. Rosdahl, Throughput and delay limits of IEEE 802.11, IEEE Communications Letters 6 (8) (2002).
- [59] M. Seligman, K. Fall and P. Mundur, Storage routing for DTN congestion control, Wireless Communication and Mobile Computing (2007).
- [60] P. Fafali, C. Z. Patrikakis, E. N. Protonotarios, HIDRA: History Directed Routing Algorithm for IP Networks, in: IEEE International Conference on High Speed Networks and Multimedia Communications, 2003.
- [61] C. Mbarushimana, A. Shahrabi, Comparative study of reactive and proactive routing protocols performance in mobile ad hoc networks, in: Advanced Information Networking and Applications Workshops, 2007, AINAW'07. 21st International Conference on, Vol. 2, IEEE, 2007, pp. 679-684.
- [62] S. Lee, Y. Yu, S. Nelakuditi, Z.-L. Zhang, C.-N. Chuah, Proactive vs reactive approaches to failure resilient routing, in: INFOCOM 2004. Twenty-third Annual Joint Conference of the IEEE Computer and Communications Societies, Vol. 1, IEEE, 2004.
- [63] D. Clark, R. Braden, A. Falk, and V. Pingali, FARA: reorganizing the addressing architecture, SIGCOMM Computer Communication Review 33 (4) (2003).
- [64] C. Zhang, K. Su, K. Nagaraja, G. Chen, S. Nelson, I. Seskar, D. Raychaudhuri, Support for multi-homing and robust delivery services within mobilityfirst future internet architecture, <http://www.hotmobile.org/2012/papers/dandp/HotMobile2012-DemoAbstract.pdf>.
- [65] M. Mirco, H. Stephen and M. Cecilia, Adaptive Routing for Intermittently Connected Mobile Ad Hoc Networks, in: 6th IEEE International Symposium on a World of Wireless, Mobile, and Multimedia Networks, 2005.
- [66] M. Ramadas, S. Burleigh, et al., Licklider transmission protocol-specification - rfc5326 (2008).