

Finding an Unsupervised Image Segmenter in Each of Your Deep Generative Models

Luke Melas-Kyriazi

Christian Rupprecht

Iro Laina

Andrea Vedaldi

University of Oxford

{lukemk,chrisr,iro,av}@robots.ox.ac.uk




Figure 1: We propose a method to automatically find a universal latent direction in a GAN that can separate the foreground from the background. We can then generate an unlimited supply of samples with masks to train a segmentation network. The whole process is automatic and unsupervised and achieves state-of-the-art unsupervised segmentation performance.

Abstract

Recent research has shown that numerous human-interpretable directions exist in the latent space of GANs. In this paper, we develop an automatic procedure for finding directions that lead to foreground-background image separation, and we use these directions to train an image segmentation model without human supervision. Our method is generator-agnostic, producing strong segmentation results with a wide range of different GAN architectures. Furthermore, by leveraging GANs pretrained on large datasets such as ImageNet, we are able to segment images from a range of domains without further training or finetuning. Evaluating our method on image segmentation benchmarks, we compare favorably to prior work while using neither human supervision nor access to the training data. Broadly, our results demonstrate that automatically extracting foreground-background structure from pretrained deep generative models can serve as a remarkably effective substitute for human supervision.

1. Introduction

Self-supervised and unsupervised learning have made significant progress in the recent past, particularly with self-supervised techniques such as contrastive learning [8, 12]. However, most of this progress has been limited to image representations. While useful, representations do not have an explicit meaning and are thus not immediately actionable; instead, one still requires a supervised learning process to map the representation to a useful output, such as an image class or an object detection.

The most notable alternative to self-supervised learning is generative modelling, including variational autoencoders and generative adversarial networks. These approaches learn to map latent codes to images, imposing simple statistical structures on the distribution of the latent codes, such as assuming an i.i.d. Gaussian distribution. Due to this structure, in some cases code dimensions acquire specific meanings which can be related to human-interpretable concepts (e.g., the rotation or size of an object); however, the code space in high-quality generators (e.g., BigGAN [6], BigBiGANs [11], StyleGAN [22]) is usually not easily in-

interpretable. Nonetheless, it is intuitive that an efficient generative process should account for the structure of natural images. Among such structures, perhaps the most important one is the fact that images are composed of multiple objects independent of the observer.

In this paper, we thus consider the problem of learning, without supervision, a meaningful separation of images into foreground and background regions. Our approach starts from an arbitrary, off-the-shelf high-quality generator network trained on a large corpus of (unlabeled) images. While these generator networks are *not* explicitly trained for foreground/background segmentation, we show that such a separation emerges *implicitly* as a step to efficiently encode realistically-looking images. Specifically, we design a probing scheme that can extract such foreground/background information *automatically*, *i.e.* without manual supervision, from the generator.

This scheme works as follows. We start from a random code in latent space and learn a fixed, global offset that results in a change in the generated image. The offset is learned to alter the appearance of foreground and background images such that a mask can be extracted from the changes in image space.

The resulting masks provide segmentation maps for the generated images, but they cannot yet be used to segment images from the real world. Given a natural image, the obvious approach would be to find the corresponding code in the latent space of the generator, and then obtain a mask with our method. Unfortunately, this inversion process is less than trivial. In fact, recent work provides strong evidence that the expressiveness of GANs is *insufficient* to encode arbitrary images [3], meaning that the inversion problem has no solution in general.

As we aim to build a general-purpose segmentation method, we take a different approach: we *generate* a labelled image dataset with foreground/background segmentations and use the generated dataset to train a standard segmentation network. With this, we show that our method can successfully learn accurate foreground-background segmentation networks with no manually provided labels at all.

Compared to a recent approach by [47, 48], which share some similarities to ours, we make in particular the following contributions. First, while [47, 48] require manual supervision in order to extract a meaningful direction v in the GAN space, in our case this direction is identified entirely automatically. This is a key difference, because it means that our approach is unsupervised. Second, [48] focus on a particular generator network, BigBiGAN [11], whereas we consider a large family of different networks. The importance of doing so is that it shows that the method can discover meaningful code space directions for multiple models with no need for model-specific manual intervention. In this manner, we show that learning to generate images

is conducive to learning foreground/background segmentation, even for generic generator models that are not trained specifically to achieve such an effect.

We also show that our method can learn a ‘universal’ foreground-background segmenter. By this, we mean that, by constructing our image segmenter from a generator network trained on a generic large-scale dataset such as ImageNet, applied to segmenting objects and salient regions in specialized datasets such as CUB200 [52] and the Oxford Flowers Dataset [35], still attains very strong foreground-background segmentation results despite the obvious statistical misalignment between the training and testing data. Furthermore, when evaluated on saliency detection benchmarks, our method approaches (and sometimes even exceeds) the performance of supervised and handcrafted saliency detection methods using neither supervision nor access to the training data.

Finally, we find that the segmentation performance directly correlates with the quality of the underlying GAN, which means that foreground/background separation is an important concept in learning generative models. Additionally, segmentation performance could be used as an objective metric to assess a generative model — which is still difficult and currently often relies on human experiments.

2. Related work

Our method is related to generative models, object segmentation, and saliency detection, as discussed next.

Interpreting Deep Generative Models. Several works have proposed methods for decomposing the latent space of a generative model into interpretable or disentangled directions. Early work included Beta-VAE [13], which modified the variational ELBO in the original VAE formulation, and InfoGAN [9], which maximized the mutual information between a subset of the latent code and the generated data. Later work has sought to disentangle factors of variation by mixing latent codes [16], adding additional adversarial losses [31], and using contrastive learning [40].

Our work follows a recent line of research that looks for structure in large, pretrained generative models. [42] performs a direct decomposition of model weights to find disentangled directions, while [39] penalizes nonzero second-order interactions between different latent dimensions, and [47] finds interpretable directions by introducing an additional reconstruction network.

Differently from the works above, we conduct a deep study of *one* specific type of structure (foreground/background separation) encoded in the latent space. Other works have taken this approach in the context of extracting 3D structure from 2D images [33]; Inverse Graphics GAN [29] uses a neural renderer to recover 3D (voxel-based) representations of scenes, and GAN2Shape [38] ex-

exploits viewpoint and lighting variations in generated images to recover 3D shapes.

Unsupervised Object Segmentation. Prior work on unsupervised object segmentation can be divided into two categories: those that employ generative models to obtain segmentation masks and those that employ purely discriminative methods such as contrastive learning [17, 37]. Here, we focus on generative approaches.

Nearly all generative approaches are based on the idea of decomposing the generative process in a layer-wise fashion; in general, the foreground and background of an image are generated separately and then combined to obtain a final image. Specifically, ReDo [7] trains a generator to redraw new objects on top of old objects, and enforces realism through adversarial training. [5] generates a background, a foreground, and a foreground mask separately and composite them together; they prevent degenerate outputs (*i.e.* the foreground and background being the same) by randomly shifting the foreground relative to the background. Copy-Paste GAN [2] receives two images as input and copies parts of one image onto the other. OneGAN [1] learns to simultaneously generate, cluster, and segment images with a combination of GANs, VAEs, and additional encoders.

Our approach is based on generative modeling, but it differs from most other approaches in that we seek to find foreground/background structure *implicitly* encoded in (standard, non-layer-wise) GANs rather than encoding it *explicitly*. This enables us to leverage pretrained generators with highly-optimized architectures trained on millions of high-resolution images, rather than developing a new GAN architecture for this specific task.

Furthermore, approaches based on explicit image decomposition assume that the foreground and background of an image are independent. This assumption is clearly violated in real-world data (e.g., birds are more likely to appear with blue backgrounds), meaning that these methods are fundamentally limited. Our approach does not rely on such an independence assumption.

One very recent work that shares these advantages is [48], which employs a pretrained BigBiGAN [11] generator. [48] uses the method from [47] to decompose the latent space into interpretable directions, manually handpicks a direction that separates the foreground and background, and then uses the direction to train a segmentation model. Although this method does not require pixel-level labels, it is still supervised in the sense that a person must manually select the desired latent direction. Further, it is not clear that such a procedure (that is, the method from [47]) will find an effective foreground/background-separating direction for other GANs. Differently from their method, ours is completely unsupervised, applies to arbitrary GANs, and delivers superior performance across object segmentation and saliency detection benchmarks.

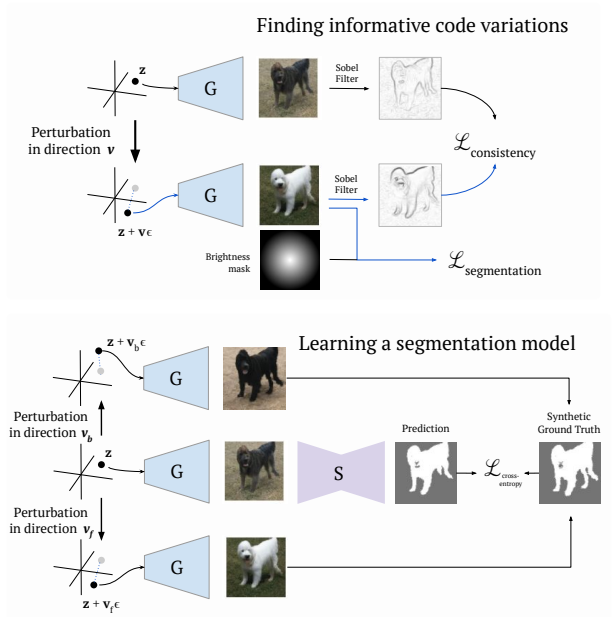


Figure 2: Our unsupervised segmentation pipeline, consisting of two stages. First (above), a direction is identified in the latent space of a deep generative model (G) that separates the foreground and background of generated images by changing their relative brightness. Second (below), a synthetic dataset is generated using this direction (or two of these directions) and is used to train a separate segmentation network (S). This network can then be applied to unseen real-world data without further training.

Saliency Detection. Object segmentation is closely related to saliency detection, the problem of finding significant (salient) objects in an image. The past few years have seen some research into unsupervised/weakly-supervised saliency detection [32, 55, 59]. These methods work by ensembling strong hand-crafted priors and distilling them into a deep network. In practice, they also initialize their networks with pretrained (supervised) image classifiers or semantic segmentation networks.

Finally, our method can be viewed from the perspective of learning from synthetic data. For example, one widely-studied line of research [14, 45, 46, 49, 64] tackles the task of semantic segmentation by training on data generated from video games (*e.g.* GTA5). With regard to adversarially-generated training data specifically [44] uses a GAN-like network to enhance the realism of synthetic images while preserving label information.

Although we train our segmentation network using generated images only, we show in the experiments below that it generalizes to real-world images without the need for additional adaptation.

3. Method

Let $x \in \mathbb{R}^{3 \times H \times W}$ be a (color) image. A *generator* (network) is a function $G : \mathbb{R}^D \rightarrow \mathbb{R}^{3 \times H \times W}$ that maps code variables z to images $x = G(z)$. Optionally, some generative models come with an encoder function $E : \mathbb{R}^{3 \times H \times W} \rightarrow \mathbb{R}^D$ which computes an approximate inverse of the generator (i.e. $G(E(x)) \approx x$).

A challenge in generating images is that individual pixels exhibit complex correlations, caused by the fact that the images are obtained as the composition of a number of different objects. For example, all pixels that belong to a human face have a similar color, characteristic of one’s complexion. However, the correlation is much less strong between pixels that belong to *different* objects. This is because, while object in a scene are not entirely independent, their correlation is much weaker than within the structure of objects.

Intuitively, an image generator must learn to account for such correlations in order to generate realistically-looking images. In particular, we expect the generator to somehow capture the idea that pixels that belong to the same object have a related appearance, whereas the appearance of pixels that belong to different objects or, as it may be, to a foreground object and its background, should be much more statistically independent.

Given a generator function G , it is then natural to ask whether such correlations can be extracted and used not just for the purpose of generating images, but also for analyzing them. In order to explore this idea, we consider perturbing the code z via a small increment $\epsilon v \in \mathbb{R}^D$, where $\epsilon \in \mathbb{R}$ and $v \in \mathbb{S}^{D-1}$ is a unit vector. Because the dimension D of the embedding space is typically much smaller than the dimension $3HW$ of the generated images, codes provide highly-compressed views of the data (for example, $D = 120$ for BigBiGAN [11] and the self-conditioned GAN). As such, most changes in the code are likely to affect most if not all pixels in the image. However, if the generator does learn to compose objects, then it should be possible to find a variation v that only affects a portion of the image, corresponding to an individual object. Intuitively, if we can find such a selective variation, we may use it to highlight and segment an object in the image.

Empirically, we find that the situation is not as simple. Specifically, it is not easy to find changes in the code that leave part of the pixels exactly constant while changing other pixels. However, inspired by [47], we find that there are directions that affect foreground and background regions in a systematic and characteristic manner. Furthermore, we show that these directions are ‘universal’, in the sense that the *same* v works for *all* codes z , and are thus characteristic of a given generator network G .

3.1. Finding informative code variations

Next, we introduce an automated criterion to select informative changes v in code space. To this end, we consider an image $x = G(z)$ generated from a random code $z \sim \mathcal{Z}$, where \mathcal{Z} is the code distribution characteristic of the generator (e.g. an i.i.d. Gaussian). We then consider a modified image $x' = G(z + \epsilon v)$ and observe the change $x \rightarrow x'$.

We compare the two images using two criteria. The first one preserves the *structure* of the image x . We capture the latter by imposing that x and x' generate approximately the same edges when fed to a simple edge detector. The intuition is that we wish v to affect the appearance of objects without changing their shape. By preventing objects from ‘moving around’ the image or deforming, we make it significantly easier to extract an image segmentation from the change $x \rightarrow x'$. This loss takes the form:

$$\mathcal{L}_s(v) = \frac{1}{N} \sum_{i=1}^N \|S(G(z_i + \epsilon v)) - S(G(z_i))\|^2$$

where $z_i \sim \mathcal{Z}$ and S is the Sobel-Feldman operator:

$$[S(x)]_{ij} = \sum_{c=1}^3 (g * x_{c::})_{ij}^2 + (g^\top * x_{c::})_{ij}^2,$$

and $g = \begin{bmatrix} 1 & 2 & 1 \end{bmatrix} \cdot \begin{bmatrix} 1 & 0 & -1 \end{bmatrix}^\top$.

This loss encourages x and x' to be similar. We thus also need a loss that encourages the direction v to explore a non-zero change of the image. Inspired by [48], we consider an image contrast variation and additionally exploit the photographer bias, that objects are often placed in the middle of the image. This is captured by the loss:

$$\mathcal{L}_c(v) = \frac{1}{N} \sum_{i=1}^N \sum_{c=1}^3 \langle G(z + \epsilon v), r \rangle$$

where $r \in \mathbb{R}^{H \times W}$ is a ‘radial’ prior:

$$r_{ij} = 1 - \frac{1}{\alpha} \left[\left(i - \frac{H+1}{2} \right)^2 + \left(j - \frac{W+1}{2} \right)^2 \right]$$

with normalization factor $\alpha = \frac{1}{4} \sqrt{(H-1)^2 + (W-1)^2}$ that linearly interpolates from 1 in the center of the image to -1 at the boundary. This encourages finding a direction v that changes the brightness in the center of the image opposite to the border.

In order to learn v , the two losses are combined

$$\mathcal{L}(v) = \mathcal{L}_c(v) + \lambda \mathcal{L}_s(v) \quad (1)$$

where λ is a weighting factor.

We note that, given this fully-automatic procedure, the latent code direction v may be thought of as a function of the generator G and the weighting factor λ .

3.1.1 Combining informative codes

Optimizing Eq. (1) with $\lambda > 0$ encourages the network to produce a shift v that brightens the foreground and darkens the background of an image. However, there is no constraint that λ need be positive; by negating λ and optimizing a second time, we obtain another direction v that shifts the foreground dark and the background light.

Although using only one direction suffices for our method, we find that we can improve performance by using both. As a result, for the remainder of the paper, let v_l represent the direction that shifts the foreground lighter, and v_d represent the direction that shifts the foreground darker.

3.2. Learning a segmentation model

Once the latent directions v_d and v_l have been found, the process of extracting a segmentation mask is straightforward: we label as foreground regions the pixels in which the image generated with the foreground-lighter shifted latent code is lighter than the image generated with the foreground-darker shifted latent code. That is, for a generated image $x = G(z)$, we have:

$$M(z) = \text{sgn}(G(z + \epsilon v_l) - G(z + \epsilon v_b)) \quad (2)$$

Alternatively, if we use only a single direction v_l or v_b , $M(z)$ is set to either:

$$G(z + \epsilon v_l) - G(z) \quad \text{or} \quad G(z) - G(z + \epsilon v_b) \quad (3)$$

Given the learned direction v , we use it to generate a training set as follows:

$$\mathcal{D} = \{(G(z_i), M(z_i)) : z_i \sim \mathcal{Z}, i = 1, \dots\}.$$

This dataset may then be used to train any dense segmentation network Ψ (i.e., a UNet [41]) in the standard fashion. That is, we minimize the pixel-wise binary cross-entropy loss between the segmentation output $\Psi(G(z)) \in \mathbb{R}^{H \times W}$ of the network and the (synthesized) mask $M(z)$:

$$\mathcal{L}(\Psi|z) = -\frac{1}{HW} \sum_{u \in [H] \times [W]} \log p(\text{sgn}(M_u(z)) | \Psi_u(G(z)))$$

where $p(m|s) = m\sigma(s) + (1 - m)\sigma(-s)$, u is a pixel index and sgn is the sign function. Unlike previous object segmentation methods, our method requires no additional losses or constraints to ensure the stability of training. By sampling z , we can generate an ‘infinite’ dataset for learning the network Ψ :

$$\mathcal{L}(\Psi) = E_{z \sim \mathcal{Z}}[\mathcal{L}(\Psi|z)]$$

Note: Although we described the procedure above for unconditional GANs because their use makes our method




Figure 3: A comparison of perturbed images and their corresponding masks for v_b , which shifts the foreground darker, v_l , which shifts the foreground lighter, and the combination v_b and v_l . Using the combination of both directions yields visually superior segmentations.

completely unsupervised, our method applies just as well for weakly-supervised conditional GANs, where the generator $G(z, y)$ also depends on a class label. In this case, we can apply the exact same procedure for optimization and training, picking the labels y uniformly at random.

3.2.1 Refining the generated dataset

An advantage of training with GAN-generated data is that the dataset size is infinite, which means that one is free to curate one’s dataset and discard uninformative training examples. In our case, similarly to [48], we found that it was helpful to refine the dataset by (1) discarding images with masks that were too large, (2) discarding images for which the latent code shift did not produce a large change in brightness, and (3) removing small connected components from the mask. For purposes of comparison, we kept the refinement process exactly the same as that [48]. The exact details are given in the Supplementary Material.

4. Experiments

In this section, we present an extensive set of experiments demonstrating the method’s performance, its wide applicability across image datasets, and its generalizability across deep generative architectures.

4.1. Implementation details

As our method is generator-agnostic, we apply our method to twelve generators, including three unconditional and nine conditional GANs. For the three unconditional GANs (BigBiGAN [11], SelfCondGAN [27], and UncondGAN [27]), our procedure is completely unsupervised. For conditional GANs, our method is still unsupervised but the GAN naturally relies on class supervision for training.

	DUTS			ECSSD		
	Acc	IoU	F_β	Acc	IoU	F_β
<i>Supervised Methods</i>						
[15] Hou et al.	0.924	-	0.729	0.930	-	0.880
[30] Luo et al.	0.920	-	0.736	0.934	-	0.891
[60] Zhang et al.	0.902	-	0.693	0.939	-	0.883
[61] Zhang et al.	0.868	-	0.660	0.920	-	0.852
[51] Wang et al.	0.915	-	0.672	0.908	-	0.826
[25] Li et al.	0.924	-	0.605	0.840	-	0.759
<i>Handcrafted Methods</i>						
[62] RBD	0.799	-	0.510	0.817	-	0.652
[24] DSR	0.863	-	0.558	0.826	-	0.639
[19] MC	0.814	-	0.529	0.796	-	0.611
[63] HS	0.773	-	0.521	0.772	-	0.623
<i>Deep Ensembles of Handcrafted Methods</i>						
[56] SBF	0.865	-	0.583	0.915	-	0.787
[59] USD**	0.914	-	0.716	0.930	-	0.878
[32] USPS***†	0.938	-	0.736	0.937	-	0.874
<i>Weakly-Supervised Methods</i>						
[48] Voynov*	0.878	0.498	-	0.899	0.672	-
[48] Voynov* [◊]	0.881	0.508	0.600	0.906	0.685	0.790
<i>Unsupervised Methods</i>						
Ours	0.893	0.528	0.614	0.915	0.713	0.806
	CUB			Flowers		
	Acc	IoU	$\max F_\beta$	Acc	IoU	$\max F_\beta$
<i>Weakly-Supervised Methods</i>						
[48] Voynov*	0.930	0.683	0.794	0.765	0.540	0.760
[48] Voynov* [◊]	0.931	0.693	0.807	0.777	0.529	0.672
<i>Unsupervised Methods</i>						
[4] PertGAN	-	0.380	-	-	-	-
[7] ReDO	0.845	0.426	-	0.879	0.764	-
[53] WNet†	-	0.248	-	-	-	-
[20] UISB	-	0.442	-	-	-	-
[18] IIC-seg	-	0.365	-	-	-	-
[1] OneGAN	-	0.555	-	-	-	-
Ours	0.921	0.664	0.783	0.796	0.541	0.723
	DUT-OMRON					
	Acc	IoU	$\max F_\beta$			
[48] Voynov*	0.856	0.453	-			
[48] Voynov* [◊]	0.859	0.460	0.533			
Ours	0.883	0.509	0.583			

Table 1: Performance on three saliency detection benchmarks (DUTS, ECSSD, DUT-OMRON) and two object segmentation benchmarks (CUB, Flowers). ** initializes with a pretrained (supervised) network. † CRF post-processing. [◊] our implementation.




Figure 4: A comparison of generated images for different values of the perturbation length ϵ , using the BigBiGAN generator. A value of $\epsilon = 0.0$ corresponds to the original image, with a random Gaussian latent vector $z \sim \mathcal{N}(0, 1)$.

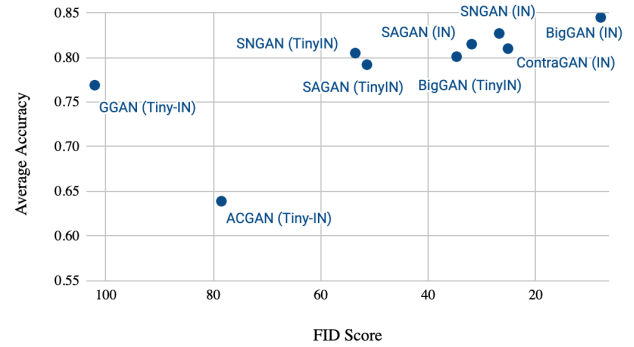


Figure 5: A plot of Frechet Inception Distance (FID) versus average segmentation accuracy across all five evaluation datasets (CUB, Flowers, DUT-OMRON, DUTS, ECSSD) for nine different GAN architectures. Lower FIDs are better (note that the x-axis is reversed). Lower FID scores correlate with improved final segmentation accuracy.

To demonstrate the efficacy of our method across resolutions and datasets, we implement both, GANs trained on ImageNet [10] at a resolution of 128px, and GANs trained on the smaller TinyImageNet dataset (100,000 images split into 200 classes) at a resolution of 64px.

All our experiments performed across all GANs utilize the same set of hyperparameters for both optimization and segmentation. This is a key advantage of our method relative to other unsupervised/weakly-supervised image segmentation methods [1, 2, 4, 7], which are sensitive to dataset-specific hyperparameters.

All experimental details needed for reproducing our re-

				CUB		Flowers		DUT-OMRON		DUTS		ECSSD	
Dataset			Res.	Acc	IoU	Acc	IoU	Acc	IoU	Acc	IoU	Acc	IoU
[36]	ACGAN	TinyImageNet	64	0.682	0.265	0.572	0.266	0.642	0.190	0.647	0.191	0.652	0.276
[6]	BigGAN	TinyImageNet	64	0.853	0.257	0.723	0.284	0.844	0.213	0.842	0.224	0.811	0.332
[26]	GGAN	TinyImageNet	64	0.818	0.366	0.697	0.315	0.782	0.221	0.783	0.235	0.766	0.316
[57]	SAGAN	TinyImageNet	64	0.828	0.376	0.732	0.351	0.808	0.235	0.806	0.246	0.788	0.327
[58]	SNGAN	TinyImageNet	64	0.849	0.357	0.751	0.374	0.816	0.216	0.814	0.217	0.795	0.292
[57]	SAGAN	ImageNet	128	0.871	0.336	0.608	0.085	0.856	0.250	0.860	0.282	0.814	0.340
[58]	SNGAN	ImageNet	128	0.881	0.378	0.703	0.304	0.860	0.305	0.854	0.300	0.837	0.432
[21]	ContraGAN	ImageNet	128	0.857	0.159	0.661	0.088	0.858	0.075	0.870	0.149	0.805	0.204
[28]	UnCondGAN	ImageNet	128	0.734	0.217	0.494	0.049	0.698	0.127	0.729	0.158	0.681	0.198
[28]	SelfCondGAN	ImageNet	128	0.869	0.459	0.670	0.238	0.800	0.280	0.806	0.297	0.806	0.412
[6]	BigGAN	ImageNet	128	0.886	0.367	0.731	0.318	0.883	0.316	0.876	0.303	0.848	0.424
[11]	BigBiGAN	ImageNet	128	0.912	0.601	0.773	0.479	0.878	0.451	0.890	0.486	0.905	0.663

Table 2: A comparison of segmentation model performance across a wide range of generator architectures, using a foreground-lighter shift (v_l). All hyperparameters are kept constant across generators.

Dataset		v_l	v_d	v_l & v_d	ensem.
CUB	Acc	0.912	0.912	0.921	0.921
	IoU	0.601	0.631	0.664	0.650
Flowers	Acc	0.773	0.806	0.796	0.799
	IoU	0.479	0.572	0.541	0.544
DUT-OMRON	Acc	0.878	0.842	0.883	0.881
	IoU	0.451	0.442	0.509	0.492
DUTS	Acc	0.890	0.864	0.893	0.894
	IoU	0.486	0.478	0.528	0.524
ECSSD	Acc	0.905	0.899	0.915	0.917
	IoU	0.663	0.672	0.713	0.713

Table 3: A comparison of segmentation performance when different directions in the latent space are used to construct the training segmentation masks.

sults are included in the the supplementary material and code will be made available.

4.2. Evaluation data

We evaluate the performance of our model on five datasets: DUT-Omron [54], DUTS [50], ECSSD [43], CUB [52], and Flowers-102 [34]. The first three of these are standard benchmarks in the saliency detection literature and the remaining two are standard benchmark datasets in the object segmentation literature.

For purposes of comparison with prior methods, we evaluate on the saliency detection datasets using (pixel-wise) accuracy, mean intersection-over-union (IoU), and F_β -score with $\beta^2 = 0.3$. Similarly, on the object segmentation datasets, we evaluate using accuracy, IoU, and $\max F_\beta$.¹

¹ $\max F_\beta$ is the maximum F_β score calculated using a range of binariza-

4.3. Results

Performance on Benchmarks. In Table 1, we compare our method to other recent work. We emphasize that our method is uses the same model for all datasets and it has not seen any of the (training or evaluation) data for these datasets before. Our method delivers strong performance across datasets, approaching and even outperforming some supervised/handcrafted saliency detection methods.

In comparison to [48], we perform better on four out of five benchmarks (all except CUB), even though we do not rely on humans to hand-pick latent directions.

In comparison to ReDo [7], which trains separate GANs on CUB and Flowers-102, we perform worse on Flowers and better on CUB. More generally, all of the approaches that involve training new layerwise GANs [1, 2, 4, 7] are limited by their layerwise generator architectures and struggle to scale to complex datasets. For this reason, they are only trained on datasets consisting of images from a single domain with a single main subject, such as birds or flowers. It is unclear if it is even possible to successfully train a layerwise GAN on a diverse dataset such as ImageNet. By contrast, our ability to leverage pre-trained generators means that our method scales to complex and diverse datasets, such as those used for saliency detection.

Performance across Generators. We investigate the generality of our method by performing the same optimization and training pipeline with twelve different GANs. For each generator, we optimize to obtain a latent direction v_l , train a segmentation model using this direction, and evaluate its performance across the five datasets above. The same hyperparameters are kept constant for *all* GANs, including $\lambda = 0.2$ during the optimization phase.

tion thresholds. We use 255 uniformly distributed binarization thresholds between 0 and 1, as in [48]

	CUB		Flowers		DUT-OMRON		DUTS		ECSSD	
	Acc	IoU	Acc	IoU	Acc	IoU	Acc	IoU	Acc	IoU
$\lambda = 0.1$	0.911	0.631	0.794	0.550	0.849	0.455	0.874	0.498	0.899	0.677
$\lambda = 0.2$	0.919	0.658	0.782	0.506	0.880	0.498	0.891	0.524	0.912	0.703
$\lambda = 0.4$	0.818	0.418	0.728	0.456	0.762	0.311	0.765	0.311	0.792	0.467
$\lambda = 0.8$	0.791	0.385	0.713	0.449	0.740	0.296	0.743	0.296	0.771	0.446

Table 4: A comparison of segmentation performance for a BigBiGAN model when different values of λ are used to find the latent vectors v_l and v_b in the optimization stage. Higher values of λ yield latent directions v that produce shifted images with greater variance in brightness between the center and outside pixels. Conversely, lower values of λ yield latent directions v that produce shifted images that align better to the original images.

GAN	$v_s^T v_b$
BigBiGAN	-0.4376
SelfCondGAN	-0.7854
UncondGAN	-0.3522
ContraGAN	-0.3297
SAGAN	-0.4648

Table 5: The dot product of the optimized foreground-lighter (v_l) and foreground-darker latent directions (v_b) for different generators, all of which have a 120-dimensional latent space. Across the board, the directions are almost but not exactly antiparallel (random vectors in this space have an expected dot product of 0 with variance $\frac{1}{120}$).

Results are shown in Table 2; BigBiGAN performs best, but all networks, even those using relatively weak TinyImageNet-trained GANs (e.g., GGAN [26]), deliver reasonable segmentation performance. This highlights the benefits of our fully-automatic segmentation pipeline; our method performs well across a wide range of generators trained on different datasets at different resolutions.

Naturally, the quality of a final segmentation network produced by our method is related to the quality of the underlying generator. Figure 5 plots the Frechet Inception Distance (FID) score of nine conditional GANs versus the average accuracy of the corresponding segmentation networks produced by our method. Lower FID scores, which correspond to better GANs, correlate with improved accuracy. This correlation suggests that as better GANs architectures are developed, our method will continue to produce better unsupervised segmentation networks.

Visual examples of perturbed images from different generators are shown in the supplementary material.

Ablation: Comparing latent directions. We compare the performance of a segmentation masks using the two latent directions v_b and v_l together (Eq. (2)), or each of them individually (Eq. (3)) visually in Fig. 4. In Table 3, we quantitatively compare the results of these three methods along with a fourth method in which we ensemble the final seg-

mentation networks produced by v_b and v_l individually.

The foreground-lighter (v_l) and foreground-darker (v_b) directions yield similar results when used individually. The combination (v_l and v_b) provides superior results, on par with the ensemble. Unlike the ensemble, which requires training two networks, the combination of v_b and v_l adds minimal overhead compared to training with one direction.

We also compare actual latent directions v_l and v_b . Due to the nonlinearity of the generator function, the optimal unit directions v_l and v_d are not necessarily negations of one another; indeed, we found in practice that they were close to but not exactly antiparallel. Table 5 gives exact numbers for a variety of different generator architectures.

Ablation: Varying λ and ϵ . The two hyperparameters in the optimization stage of our method are λ , which controls the trade-off between brightness and consistency, and ϵ , which controls the magnitude of the perturbation. Table 4 compares segmentation results for BigBiGAN with $\lambda = 0.1, 0.2, 0.4$, and 0.8 , with 0.2 performing best. We show an ablation for ϵ in the supplementary material.

5. Conclusions

We find that extracting a salient object segmentation from the latent space of a GAN is not only possible without supervision but also leads to state-of-the-art unsupervised segmentation performance on several benchmark datasets. In contrast to existing handcrafted features that have been engineered specifically for this task, we can extract this information from a network that has been trained for a very different purpose — generating images. Surprisingly, we are able to generalize to a wide range of segmentation benchmarks without directly training on any real images. All training data has been generated by the GAN (and our method), suggesting that we can extract a generalizable and robust understanding of foreground and background. Our findings prompt natural future research questions about what other concepts of the physical world can be automatically extracted from generative models, and to what extent we can use such extracted concepts to replace human supervision in other computer vision tasks.

Acknowledgments

C. R. is supported by Innovate UK (project 71653) on behalf of UK Research and Innovation (UKRI) and by the European Research Council (ERC) IDIU-638009. I. L. is supported by the EPSRC programme grant Seebibyte EP/M013774/1 and ERC starting grant IDIU-638009. A. V. is funded by ERC grant IDIU-638009.

References

- [1] OneGAN: Simultaneous Unsupervised Learning of Conditional Image Generation, Foreground Segmentation, and Fine-Grained Clustering. In *arXiv.cs*, volume 12371, 2020.
- [2] Relja Arandjelović and Andrew Zisserman. Object discovery with a copy-pasting gan. *arXiv preprint arXiv:1905.11369*, 2019.
- [3] David Bau, Jun-Yan Zhu, Jonas Wulff, William S. Peebles, Bolei Zhou, Hendrik Strobelt, and Antonio Torralba. Seeing what a GAN cannot generate. In *Proc. ICCV*, 2019.
- [4] Adam Bielski and Paolo Favaro. Emergence of Object Segmentation in Perturbed Generative Models. In *Proc. NeurIPS*, volume 32, 2019.
- [5] Adam Jakub Bielski and Paolo Favaro. Emergence of object segmentation in perturbed generative models. *Advances in Neural Information Processing Systems (NIPS)*, 32, 2019.
- [6] Andrew Brock, Jeff Donahue, and Karen Simonyan. Large Scale GAN Training for High Fidelity Natural Image Synthesis. In *Proc. ICLR*, 2019.
- [7] Mickaël Chen, Thierry Artières, and Ludovic Denoyer. Unsupervised Object Segmentation by Redrawing. In *Proc. NeurIPS*, volume 32, 2019.
- [8] Ting Chen, Simon Kornblith, Mohammad Norouzi, and Geoffrey E. Hinton. A simple framework for contrastive learning of visual representations. *arXiv.cs*, abs/2002.05709, 2020.
- [9] Xi Chen, Yan Duan, Rein Houthoofd, John Schulman, Ilya Sutskever, and Pieter Abbeel. Infogan: interpretable representation learning by information maximizing generative adversarial nets. In *Neural Information Processing Systems (NIPS)*, 2016.
- [10] J. Deng, W. Dong, R. Socher, L. Li, Kai Li, and Li Fei-Fei. Imagenet: A large-scale hierarchical image database. In *Proc. CVPR*, pages 248–255, 2009.
- [11] Jeff Donahue and Karen Simonyan. Large scale adversarial representation learning. In *Proc. ICLR*, 2019.
- [12] Kaiming He, Haoqi Fan, Yuxin Wu, Saining Xie, and Ross B. Girshick. Momentum contrast for unsupervised visual representation learning. *arXiv.cs*, abs/1911.05722, 2019.
- [13] Irina Higgins, Loic Matthey, Arka Pal, Christopher Burgess, Xavier Glorot, Matthew Botvinick, Shakir Mohamed, and Alexander Lerchner. beta-vae: Learning basic visual concepts with a constrained variational framework. *Proc. ICLR*, 2017.
- [14] Judy Hoffman, Eric Tzeng, Taesung Park, Jun-Yan Zhu, Phillip Isola, Kate Saenko, Alexei A. Efros, and Trevor Darrell. Cycada: Cycle-consistent adversarial domain adaptation. In *Proc. ICML*, 2018.
- [15] Q. Hou, M. Cheng, X. Hu, A. Borji, Z. Tu, and P. H. S. Torr. Deeply supervised salient object detection with short connections. In *PAMI*, volume 41, pages 815–828, 2019.
- [16] Qiyang Hu, Attila Szabó, Tiziano Portenier, Paolo Favaro, and Matthias Zwicker. Disentangling factors of variation by mixing them. In *Proceedings of the IEEE Conference on Computer Vision and Pattern Recognition*, pages 3399–3407, 2018.
- [17] Xu Ji, Joao F. Henriques, and Andrea Vedaldi. Invariant information clustering for unsupervised image classification and segmentation. In *Proceedings of the IEEE/CVF International Conference on Computer Vision (ICCV)*, October 2019.
- [18] Xu Ji, João F. Henriques, and Andrea Vedaldi. Invariant information clustering for unsupervised image classification and segmentation. In *Proceedings of the International Conference on Computer Vision (ICCV)*, 2019.
- [19] B. Jiang, L. Zhang, H. Lu, C. Yang, and M. Yang. Saliency detection via absorbing markov chain. In *Proc. ICCV*, pages 1665–1672, 2013.
- [20] A. Kanezaki. Unsupervised Image Segmentation by Back-propagation. In *Proc. ICASSP*, pages 1543–1547, 2018.
- [21] Minguk Kang and Jaesik Park. Contragan: Contrastive learning for conditional image generation. In H. Larochelle, M. Ranzato, R. Hadsell, M. F. Balcan, and H. Lin, editors, *Proc. NeurIPS*, volume 33, pages 21357–21369. Curran Associates, Inc., 2020.
- [22] Tero Karras, Samuli Laine, and Timo Aila. A Style-Based Generator Architecture for Generative Adversarial Networks. In *Proc. CVPR*, 2019.
- [23] Diederik P Kingma and Jimmy Ba. Adam: A method for stochastic optimization. *arXiv preprint arXiv:1412.6980*, 2014.
- [24] X. Li, H. Lu, L. Zhang, X. Ruan, and M. Yang. Saliency detection via dense and sparse reconstruction. In *Proc. ICCV*, pages 2976–2983, 2013.
- [25] X. Li, L. Zhao, L. Wei, M. Yang, F. Wu, Y. Zhuang, H. Ling, and J. Wang. Deepsaliency: Multi-task deep neural network model for salient object detection. In *IEEE Trans. on Image Processing*, volume 25, pages 3919–3930, 2016.
- [26] Jae Hyun Lim and Jong Chul Ye. Geometric gan. In *arXiv.cs*, 2017.
- [27] Steven Liu, Tongzhou Wang, David Bau, Jun-Yan Zhu, and Antonio Torralba. Diverse image generation via self-conditioned gans. In *Proc. CVPR*, 2020.
- [28] Steven Liu, Tongzhou Wang, David Bau, Jun-Yan Zhu, and Antonio Torralba. Diverse image generation via self-conditioned gans. In *Proc. CVPR*, 2020.
- [29] Sebastian Lunz, Yingzhen Li, Andrew Fitzgibbon, and Nate Kushman. Inverse graphics gan: Learning to generate 3d shapes from unstructured 2d data. *arXiv preprint arXiv:2002.12674*, 2020.
- [30] Zhiming Luo, Akshaya Mishra, Andrew Achkar, Justin Eichel, Shaozi Li, and Pierre-Marc Jodoin. Non-local deep features for salient object detection. In *Proc. CVPR*, July 2017.
- [31] Michael Mathieu, Junbo Zhao, Pablo Sprechmann, Aditya Ramesh, and Yann Le Cun. Disentangling factors of variation in deep representations using adversarial training. *Ad-*

- vances in Neural Information Processing Systems*, pages 5047–5055, 2016.
- [32] Duc Tam Nguyen, Maximilian Dax, Chaithanya Kumar Mummadi, Thi Phuong Nhung Ngo, Thi Hoai Phuong Nguyen, Zhongyu Lou, and Thomas Brox. DeepUSPS: Deep Robust Unsupervised Saliency Prediction With Self-Supervision. In *Proc. NeurIPS*, 2019.
 - [33] Thu Nguyen-Phuoc, Chuan Li, Lucas Theis, Christian Richardt, and Yong-Liang Yang. Hologan: Unsupervised learning of 3d representations from natural images. In *Proceedings of the IEEE/CVF International Conference on Computer Vision Workshops*, pages 0–0, 2019.
 - [34] Maria-Elena Nilsback and Andrew Zisserman. Delving deeper into the whorl of flower segmentation. *Image and Vision Computing*, 2009.
 - [35] Maria-Elena Nilsback and Andrew Zisserman. Delving deeper into the whorl of flower segmentation. *Image and Vision Computing*, 2009.
 - [36] Augustus Odena, Christopher Olah, and Jonathon Shlens. Conditional image synthesis with auxiliary classifier GANs. In Doina Precup and Yee Whye Teh, editors, *Proc. ICML*, volume 70 of *Proceedings of Machine Learning Research*, pages 2642–2651, International Convention Centre, Sydney, Australia, 06–11 Aug 2017. PMLR.
 - [37] Yassine Ouali, Céline Hudelot, and Myriam Tami. Autoregressive Unsupervised Image Segmentation. In *Proc. ECCV*, 2020.
 - [38] Xingang Pan, Bo Dai, Ziwei Liu, Chen Change Loy, and Ping Luo. Do 2d gans know 3d shape? unsupervised 3d shape reconstruction from 2d image gans. *Proc. ICLR*, 2021.
 - [39] William Peebles, John Peebles, Jun-Yan Zhu, Alexei Efros, and Antonio Torralba. The hessian penalty: A weak prior for unsupervised disentanglement. *arXiv preprint arXiv:2008.10599*, 2020.
 - [40] Xuanchi Ren, Tao Yang, Yuwang Wang, and Wenjun Zeng. Do generative models know disentanglement? contrastive learning is all you need. *arXiv preprint arXiv:2102.10543*, 2021.
 - [41] Olaf Ronneberger, Philipp Fischer, and Thomas Brox. U-net: Convolutional networks for biomedical image segmentation. In *Proc. MICCAI*, 2015.
 - [42] Yujun Shen and Bolei Zhou. Closed-form factorization of latent semantics in gans. *arXiv preprint arXiv:2007.06600*, 2020.
 - [43] J. Shi, Q. Yan, L. Xu, and J. Jia. Hierarchical image saliency detection on extended cssd. In *PAMI*, 2016.
 - [44] Ashish Shrivastava, Tomas Pfister, Oncel Tuzel, Joshua Susskind, Wenda Wang, and Russell Webb. Learning from simulated and unsupervised images through adversarial training. In *Proceedings of the IEEE conference on computer vision and pattern recognition*, pages 2107–2116, 2017.
 - [45] Marco Toldo, Andrea Maracani, Umberto Michieli, and Pietro Zanuttigh. Unsupervised domain adaptation in semantic segmentation: a review. In *arXiv.cs*, 2020.
 - [46] Yi-Hsuan Tsai, Wei-Chih Hung, Samuel Schuster, Kihyuk Sohn, Ming-Hsuan Yang, and Manmohan Chandraker. Learning to adapt structured output space for semantic segmentation. In *Proc. CVPR*, June 2018.
 - [47] Andrey Voynov and Artem Babenko. Unsupervised discovery of interpretable directions in the GAN latent space. In *Proc. ICML*, 2020.
 - [48] Andrey Voynov, Stanislav Morozov, and Artem Babenko. Big gans are watching you: Towards unsupervised object segmentation with off-the-shelf generative models. *arXiv.cs*, abs/2006.04988, 2020.
 - [49] Tuan-Hung Vu, Himalaya Jain, Maxime Bucher, Matthieu Cord, and Patrick Perez. Advent: Adversarial entropy minimization for domain adaptation in semantic segmentation. In *Proc. CVPR*, June 2019.
 - [50] Lijun Wang, Huchuan Lu, Yifan Wang, Mengyang Feng, Dong Wang, Baocai Yin, and Xiang Ruan. Learning to detect salient objects with image-level supervision. In *Proc. CVPR*, 2017.
 - [51] T. Wang, A. Borji, L. Zhang, P. Zhang, and H. Lu. A stage-wise refinement model for detecting salient objects in images. In *Proc. ICCV*, pages 4039–4048, 2017.
 - [52] P. Welinder, S. Branson, T. Mita, C. Wah, F. Schroff, S. Belongie, and P. Perona. Caltech-UCSD Birds 200. Technical Report CNS-TR-2010-001, California Institute of Technology, 2010.
 - [53] Xide Xia and Brian Kulis. W-net: A deep model for fully unsupervised image segmentation. In *arXiv.cs*, 2017.
 - [54] Chuan Yang, Lihe Zhang, Huchuan Lu, Xiang Ruan, and Ming-Hsuan Yang. Saliency detection via graph-based manifold ranking. In *Proc. CVPR*, pages 3166–3173. IEEE, 2013.
 - [55] Yu Zeng, Yunzhi Zhuge, Huchuan Lu, Lihe Zhang, Mingyang Qian, and Yizhou Yu. Multi-Source Weak Supervision for Saliency Detection. In *Proc. CVPR*, pages 6074–6083, 2019.
 - [56] Dingwen Zhang, Junwei Han, and Yu Zhang. Supervision by fusion: Towards unsupervised learning of deep salient object detector. In *Proc. ICCV*, Oct 2017.
 - [57] Han Zhang, Ian Goodfellow, Dimitris Metaxas, and Augustus Odena. Self-attention generative adversarial networks. In *Proc. ICML*, pages 7354–7363, 2019.
 - [58] Han Zhang, Ian Goodfellow, Dimitris Metaxas, and Augustus Odena. Self-attention generative adversarial networks. In *Proc. ICML*, pages 7354–7363, 2019.
 - [59] Jing Zhang, Tong Zhang, Yuchao Dai, Mehrtash Harandi, and Richard Hartley. Deep Unsupervised Saliency Detection: A Multiple Noisy Labeling Perspective. In *Proc. CVPR*, 2018.
 - [60] Pingping Zhang, Dong Wang, Huchuan Lu, Hongyu Wang, and Xiang Ruan. Amulet: Aggregating multi-level convolutional features for salient object detection. In *Proc. ICCV*, Oct 2017.
 - [61] Pingping Zhang, Dong Wang, Huchuan Lu, Hongyu Wang, and Baocai Yin. Learning uncertain convolutional features for accurate saliency detection. In *Proc. ICCV*, Oct 2017.
 - [62] W. Zhu, S. Liang, Y. Wei, and J. Sun. Saliency optimization from robust background detection. In *Proc. CVPR*, pages 2814–2821, 2014.
 - [63] W. Zou and N. Komodakis. Harf: Hierarchy-associated rich features for salient object detection. In *Proc. ICCV*, pages 406–414, 2015.
 - [64] Yang Zou, Zhiding Yu, B.V.K. Vijaya Kumar, and Jinsong Wang. Unsupervised domain adaptation for semantic segmentation via class-balanced self-training. In *Proc. ECCV*,

September 2018.

Appendix

5.1. Implementation Details

Optimization. First, we optimize for the latent code vectors v_d and v_l . We generate latent codes $z \sim \mathcal{N}(0, 1)$ and optimize the vector v_l (or v_d) by gradient descent with the Adam [23] optimizer and learning rate 0.05. We use $\lambda = 0.2$ for the light direction v_l and $\lambda = -0.2$ for the dark direction v_b . We optimize perform 1000 optimization steps, by which point v_l (or v_d) has converged.

Segmentation. To generate data, we sample $z \sim \mathcal{N}(0, 1)$, produce the mask $m = M(z)$, and refine the mask as described in the main paper. We use a simple UNet [41] with bilinear down/up-sampling as our segmentation network. Following [48], we train for 12000 steps using Adam with learning rate 10^{-3} and batch size 95, decaying the learning rate by a factor of 0.2 at iteration 8000.

5.2. Datasets

We apply a center crop to the object segmentation datasets, as in [48].

<i>Dataset</i>	<i>Num. Images</i>	<i>Type</i>	<i>Crop</i>
CUB	1000	Object seg.	✓
Flowers	1020	Object seg.	✓
OMRON	5168	Saliency det.	✗
DUTS	5019	Saliency det.	✗
ECSSD	1000	Saliency det.	✗

Table 6: Evaluation dataset statistics

5.3. Additional Ablations

	CUB		Flowers		DUT-OMRON		DUTS		ECSSD	
	Acc	IoU	Acc	IoU	Acc	IoU	Acc	IoU	Acc	IoU
$\epsilon = 1$	0.911	0.600	0.744	0.600	0.867	0.454	0.880	0.479	0.897	0.650
$\epsilon = 2$	0.912	0.601	0.773	0.479	0.878	0.451	0.890	0.486	0.905	0.663
$\epsilon = 4$	0.843	0.435	0.617	0.435	0.763	0.290	0.775	0.297	0.779	0.419
$\epsilon = 6$	0.761	0.347	0.602	0.347	0.714	0.236	0.709	0.238	0.724	0.349

Table 7: A comparison of segmentation performance for a BigBiGAN-based model when different values of ϵ are used to find the latent vector v_l in the optimization stage. Higher values of ϵ correspond to a greater-magnitude shift in the latent space during optimization.

In Table 7, we show ablation results for changing ϵ during the optimization process. Note that since the GAN used in this set of experiments (BigBiGAN) has a 120-dimensional latent space, the distribution of the norm of the $\mathcal{N}(0, 1)$ latent vectors used to train the GAN is concentrated around (approximately) 11. That is to say, a shift of magnitude $\epsilon = 6$ in the latent space is very large.

5.4. Additional Examples

Across Datasets. In Figures 7-9, we show the results of applying our final segmentation network to random images from each of the five datasets on which we evaluated.

Examples Across Generators. In Figure 10, we show examples of pairs of generated images and the corresponding extracted samples for a range of different GANs.




Figure 6: Examples of perturbed images generated by our method for five different generators (GANs). Note that the final generator, StyleGAN [22], is only trained on close-up portraits of animals, and thus cannot be used for general-purpose image segmentation. Nonetheless, our method successfully identifies the foreground and background of the generated animal portraits.




Figure 7: Examples of the final segmentation network across evaluation datasets. From left to right: original image, ground truth, prediction.




Figure 8: Examples of the final segmentation network across evaluation datasets. From left to right: original image, ground truth, prediction.



Figure 9: Examples of the final segmentation network across evaluation datasets. From left to right: original image, ground truth, prediction.



Figure 10: A comparison of perturbed images and their corresponding masks for many different generators.

