

Secure, Anonymity-Preserving and Lightweight Mutual Authentication and Key Agreement Protocol for Home Automation IoT Networks

Akash Gupta, Gaurav S. Kasbekar

Abstract—Home automation Internet of Things (IoT) systems have recently become a target for several types of attacks. In this paper, we present an authentication and key agreement protocol for a home automation network based on the ZigBee standard, which connects together a central controller and several end devices. Our scheme performs mutual authentication between end devices and the controller, which is followed by device-to-device communication. The scheme achieves confidentiality, message integrity, anonymity, unlinkability, forward and backward secrecy, and availability. Our scheme uses only simple hash and XOR computations and symmetric key encryption, and hence is resource-efficient. We show using a detailed security analysis and numerical results that our proposed scheme provides better security and anonymity, and is more efficient in terms of computation time, communication cost, and storage cost than schemes proposed in prior works.

Keywords—IoT, ZigBee, Mutual Authentication, Key Agreement, Anonymity, Home Automation, Unlinkability

I. INTRODUCTION

Recently, there has been a proliferation of Internet of Things (IoT) systems, which include a large number of low-cost devices equipped with different types of sensors, transceivers and microcontrollers, for enabling a variety of applications [1]. One such example is *home automation IoT systems*, which provide better control over lighting, windows, doors, thermostats, and other appliances in a household [1]. In a home automation IoT system, various low-cost IoT devices frequently need to communicate with each other. However, recently, there have been several instances of attacks on IoT systems by intruders, e.g., information theft, Denial-of-Service (DoS) attacks, etc. [2]. Hence, the communication among IoT devices in a home automation system needs to be secure. Also, since the battery availability, storage, computational, and communication capabilities of IoT devices are limited, the security mechanisms used must have a low complexity, and conventional security protocols designed for traditional Internet-connected devices such as Desktop computers and laptops cannot be used [1].

Security has been a focal point of research in IoT in recent years and many protocols have been proposed for the same [3]. However, these schemes primarily use *static identities* for devices. In a home automation environment, the roles of most of the appliances are fixed. For example, a coffee machine can only prepare coffee, and a door opening system can only open or close the door. If the static identities of the devices involved (e.g., devices attached to coffee machine, door opening system)

are disclosed, it is easy for an intruder to guess the action intended in a small home automation network without even decrypting the payload. Also, recently, there have been attacks on baby heart monitors, which are end devices in the IoT health care infrastructure [4], in which intruders impersonated legitimate devices; such attacks can have serious consequences. Thus, it is of paramount importance to design an *authentication and key agreement protocol*, which is efficient and suitable for a constrained environment, secure against various types of advanced attacks, and uses *dynamic identities*.

In this paper, we design such a protocol for a home automation network based on ZigBee, which is a popular wireless networking standard [5]. We consider a two-tier ZigBee based home automation scenario with a central controller and several end devices. In our protocol, the real identities of the controller and devices are kept secret; a counter, which is known only to the parties exchanging a message and increments after every message exchanged, is used to derive dynamic identities for every message exchanged. Hence, even a malicious insider cannot trace the communication. The payload of every message is encrypted using a symmetric key and message integrity is achieved using a secure one-way collision-resistant keyed hash function [6]. Our scheme performs mutual authentication between end devices and the controller followed by device-to-device (D2D) communication. The scheme also achieves anonymity, unlinkability, forward and backward secrecy, and availability [6], [7]. At the same time, the scheme uses only simple hash and exclusive-OR (XOR) computations and symmetric key encryption, and hence is resource-efficient.

The rest of the paper is organized as follows. We provide a review of related literature in Section II. In Section III, we describe the network model, problem formulation, relevant background, and attacker model. We describe the proposed scheme in Section IV. In Section V, we provide a security analysis of the proposed scheme and qualitatively compare it with schemes proposed in prior works. We provide numerical results in Section VI and conclude the paper in Section VII.

II. RELATED WORK

In [8], the TESLA protocol was proposed for solving the broadcast authentication problem. However, it does not provide the crucial properties of anonymity and unlinkability, which our proposed scheme provides.

Several schemes have been proposed for secure device-to-device communication in IoT systems. In [9], the authors proposed an elliptic curve cryptography (ECC) based user authentication protocol for Wireless Sensor Networks (WSN). Later, in [10], the authors showed that the ECC based system proposed in [9] requires a large amount of resources and proposed a lightweight and energy-efficient scheme that relies only on simple hash and XOR computations for mutual

A. Gupta is with the Defence Electronics Application Laboratory (DEAL), Defence Research & Development Organization (DRDO), Dehradun, India. G. S. Kasbekar is with the Department of Electrical Engineering, Indian Institute of Technology (IIT) Bombay, Mumbai, India. Their email addresses are akash.iitb19@gmail.com and gskasbekar@ee.iitb.ac.in, respectively. A. Gupta worked on this research while he was with IIT Bombay.

authentication between two parties. Their scheme was the first to consider a user contacting a sensor node directly, while prior schemes involved a user contacting the gateway node for mutual authentication and then getting a session key for communication with a sensor node. In [11], several security weaknesses of the scheme presented in [10] were demonstrated. The authors in [11] pointed out that public key cryptosystems such as RSA, ECC, El-Gamal, etc., have a high computational cost and hence are not suitable for energy-constrained WSNs. Our proposed scheme does not use public key cryptography. In [12], a hash-based mutual authentication protocol for radio frequency identification (RFID) systems was presented. In [13], an authentication and key agreement scheme was proposed for fog computing services, which uses lightweight operations such as a one-way cryptographic hash function and bitwise XOR operations. The schemes proposed in [9], [10], [11], [12], [13] are designed for WSNs, RFID systems or fog computing services; in contrast, in this paper, we propose an authentication and key agreement protocol for home automation systems.

In [14], a novel continuous authentication protocol for the IoT based on hash functions, message authentication codes, and a secret sharing scheme was presented. Similarly, in [15], the authors proposed a three-factor user authentication scheme for the IoT. However, both the above protocols need clock synchronization, which requires overhead to achieve. Our proposed scheme does not require any clock synchronization. In [16], the authors presented a three-party authenticated key exchange protocol solely based on symmetric-key functions. They consider a LoRaWAN-like architecture with a trusted third-party server, which increases the infrastructure overhead. Our proposed scheme does not require any third-party server. Moreover, the schemes proposed in [14], [16] do not provide the properties of anonymity and unlinkability, which our proposed scheme provides.

In [17], a context-aware authentication framework for smart homes was introduced, which utilizes contextual information such as the user's location, profile, calendar, request time, and access behavior patterns to enable access to home devices. The introduced framework protects smart devices against unauthorized access by anonymous and known users, whether local or remote, by routing all communication to the devices through a secure gateway. However, the scheme proposed in [17] does not provide authentication in device-to-device communication and also does not satisfy the properties of anonymity and unlinkability [18].

In [18], the authors proposed a scheme based on an incremental counter for smart home networks that have a two-tier architecture with a central controller and end devices. Their scheme relies upon an accelerometer reading for key and counter generation in each instance and random nonce techniques. This implementation avoids the need for clock synchronization and prevents replay attacks. The scheme allows IoT devices to mutually authenticate and communicate anonymously in an unlinkable manner. In [19], the authors proposed an authorization and authentication scheme based on ECC and access control mechanisms. However, the scheme proposed in [19] cannot handle device dynamics such as devices joining or leaving the network [20]; in contrast, our proposed scheme can handle device dynamics. Also, unlike

the scheme proposed in [19], our proposed scheme does not use public key cryptography and hence is faster and more efficient. In Sections V-B and VI, we show using detailed qualitative analysis and numerical results that our proposed scheme provides better security and anonymity, and is more efficient in terms of computation time, communication cost, and storage cost than those proposed in [18] and [19].

III. NETWORK MODEL, PROBLEM FORMULATION AND BACKGROUND

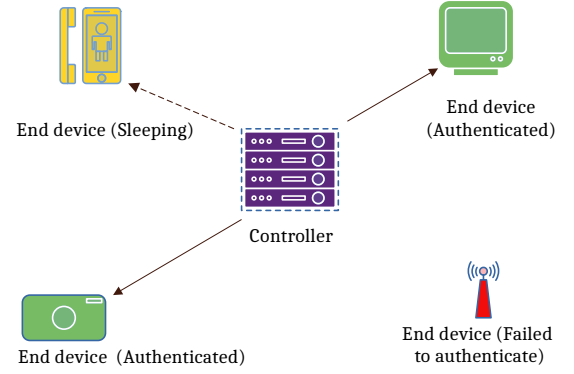


Fig. 1: The figure illustrates the network model, which includes a controller and multiple end devices.

A. Network Model

ZigBee is a popular wireless networking standard based on IEEE 802.15.4 [5], which is suitable for a constrained environment [21]. We consider a two-tier ZigBee based home automation scenario with a central controller and several end devices as illustrated in Fig. 1. The central controller, denoted as C , has high computational, storage, and battery capabilities, while the end devices are constrained in terms of these capabilities. C is in a role similar to that of a *ZigBee Coordinator*, and the end devices are in a role similar to that of *ZigBee End Devices* [22].

In our setup, a pair of devices can communicate with each other only if the controller allows them to do so. Every communication instance is controlled and directed by the controller. When a new device is added to the network, the controller provides its real identity to the rest of the devices and updates the access control rule. When an old device is removed from the network, the controller deletes that device from the access control list and notifies the other devices.

Many authentication protocols proposed in prior work use static identities, which are often sent in plaintext form and reveal information to a potential intruder about the identities of entities exchanging messages in the system [10], [11], [12], [19]. If an intruder captures a message, he/she can find out as to which two devices are communicating. In a smart home network, each end device has a specific role out of a limited set of roles (e.g., exchanging messages relevant to a door opening system or a coffee machine) and it is easy for an intruder to find out the intended action of a message from the identities of the

devices exchanging the message. Prevention of the disclosure of the identities of devices, thus, becomes crucial [23].

Many authentication schemes use timestamps to prove the freshness of messages [9], [10], [11], [12], [13], [19]. Timestamps are included in every message from the sender, and the receiver discards a message if the time difference between reception and transmission is more than a threshold. But for measuring this time difference accurately, such schemes need precise time synchronization among all devices, which requires additional overhead to achieve. If synchronization fails, an attacker can launch replay attacks, using the fact that the network cannot reliably distinguish between fresh and old packets. Hence, in this paper, we seek to design an authentication protocol that does not use timestamps, which will eliminate the overhead required to maintain time synchronization among different devices.

B. Security Design Goals

Recently, the attack arsenal for IoT systems has been increasing at a significant pace. Various surveys like [7] and [24] present different threats faced by IoT systems. We aim to design a robust and secure authentication and key agreement scheme that achieves the following goals:

- 1) The scheme should be able to provide confidentiality. The data exchanged between two devices using the proposed scheme should not be revealed to any intruder [7].
- 2) The scheme should be able to protect the integrity of the data. An altered message should be detected and discarded [7].
- 3) The scheme should be able to provide anonymity to the participating devices. A device should be able to communicate with any other device in the network without revealing its real identity to anyone except the receiver. Devices should use purely dynamic identities to remain completely anonymous [7].
- 4) Home automation networks may need the addition of a new device (e.g., one with desired features) or removal of a device (e.g., malfunctioning one). The scheme should enable dynamic entity removal (respectively, addition) with forward (respectively, backward) secrecy. That is, the scheme should prevent newly removed (respectively, added) devices from getting any information from any future message exchanges in the network (respectively, understanding past messages) [25].
- 5) The scheme should be able to maintain *unlinkability* [6]. That is, if three devices, say N_1 , N_2 and N_3 , are communicating with each other pairwise, then N_3 should not be able to find out that any intercepted message was sent by N_1 to N_2 or vice-versa, although it is communicating with both of them.

In addition, the proposed scheme should be able to defend against replay attacks, man-in-the-middle attacks, Sybil attacks, DoS attacks, identity theft attacks, timing attacks, side-channel attacks, and impersonation [26]. The scheme should also address the issues of session expiry, session key guessing, and parallel sessions [2]. In this work, we do not consider node capture and physical-layer attacks.

The abbreviations and notation used in this paper are provided in Table I. ID_i is the real identity of device N_i , provided by the SA. $AUTH_REQ$ is a fixed bit sequence, which indicates that this message is intended for authentication. $HMAC$ is computed using the present value of the

TABLE I: Abbreviations and notation used in this paper

Notation	Description
SA	System Administrator
C	Controller
N_i	IoT end device i
ID_i	Real identity of device N_i
$AUTH_REQ$	Authentication Request for a new session
r_i	Random number generated by N_i
CC_i	The counter shared between N_i and C
$h(\cdot)$	Hash function
$CC_{i,L}$	Last L bits of $h(CC_i)$
K_i	Symmetric key with C for device i
$HMAC$	Keyed-hash message authentication code
DDC_{ij}	The counter shared between N_i and N_j
TK_{ij}	Temporary shared key between N_i and N_j
MI_i^C	Masked identity of N_i for Controller
MI_C^i	Masked identity of Controller for N_i
MI_i^j	Masked identity of N_i for N_j
OTP_i	One-Time Password for N_i
PoB_i	Proof of Belonging for device N_i
PoC	Proof of Controller
\parallel	Concatenation
\oplus	Bitwise XOR

shared counter as the key. PoB and PoC are hash values computed using certain parameters and presented to prove the fresh belongingness to the network.

C. Attacker Model

Our goal is to design a scheme that is secure against an attacker who has the capabilities and limitations defined in the *Dolev-Yao's (DY) threat model* [27]. According to this model, the scheme is said to be secure if the adversary cannot decrypt a message without the encryption key (K_i or TK_{ij}), cannot compute a keyed $HMAC$ without the key (CC_i or DDC_{ij}), and cannot guess an encryption key (K_i), a nonce (CC_i), or a random number (r_i).

The adversary is assumed to be aware of all the public data of the protocol; he/ she is also able to read, store, and block every message in transit. The adversary can create and transmit new messages. He/ she can benefit from all the privileges/ keys of bad agents. The adversary is able to encrypt/ decrypt if the encryption/ decryption key is known. He/ she is able to initiate any number of parallel protocol sessions.

IV. PROPOSED SCHEME

In our proposed scheme, a secret pre-shared bit string (p_i) is used in combination with a session-specific random number (r_i) to calculate a fresh unique counter (CC_i) and symmetric key (K_i) for every session. The random number r_i is generated at end device i , encrypted and sent to the controller in an authentication request. A deterministic pseudo-random function is used to derive the counter (CC_i) and the session key (K_i) from a given pair (p_i, r_i). The quantity p_i is specific to the device N_i and is known only to the controller and device N_i itself. This fact prevents an insider, with the

knowledge of ID_i , from masquerading as N_i as he/ she also needs p_i for authenticating with the controller.

Our scheme is divided into three phases: (A) Registration phase, (B) Authentication phase, and (C) D2D Communication phase; these phases are described in Sections IV-A, IV-B and IV-C, respectively.

A. Registration Phase

During the registration phase, the system administrator (SA) configures all devices by storing their real identities (ID_i) and bit-strings (p_i) in the controller (C). p_i is a randomly generated secret bit-string, which is pre-shared between device N_i and the controller. p_i is used by C to identify different registered IoT devices and differentiate between them during the authentication process. The real identities (ID_i) of the IoT devices and the controller's identity (ID_C) are kept secret and never transmitted in plaintext form; instead, only dynamic IDs are used during authentication and communication. During registration, end devices are initialized with some random values of CC_i and K_i by the SA and these values are also shared with the controller to enable the first authentication of the device to the controller.

B. Authentication Phase

Suppose end device N_1 wants to authenticate itself with the controller C . We assume that N_1 has been registered with the controller previously and the counter value CC_1 , symmetric key K_1 , and bit-string p_1 have been shared between N_1 and C . If N_1 had previously authenticated with the controller, then the previous session's counter CC_1 and key K_1 are stored in the databases of N_1 and C .

The general format for message exchange in the proposed scheme is $\langle \text{To (Receiver ID)}, \text{Message}, \text{HMAC} \rangle$.

After a message exchange (with C or with other end devices), if any device remains dormant for a certain time duration, then it has to again initiate mutual authentication with the controller for a new session as explained in step A1 below before it can engage in further communication. Also, C securely sends an update message to all the connected devices, informing them whenever a new device joins or a device leaves the network.

The authentication phase consists of two steps: A1 and A2, which are shown in Fig. 2 and described below.

Step A1: The device N_1 sends the following message to the controller:

$$\langle MI_C^1, (AUTH_REQ, r_1)_{K_1}, HMAC \rangle,$$

where in the receiver ID field, MI_C^1 is the masked identity of the controller for an $N_1 \leftrightarrow C$ exchange, calculated using the counter value CC_1 from the previous session (if any) or the counter value CC_1 shared during registration (if this is the first session), as $h(CC_1, ID_C)$.

The controller has its masked identity MI_C^i for every device N_i calculated and stored in its database. It accepts a message if the receiver field matches with the calculated masked identity for any device. E.g., when the controller finds

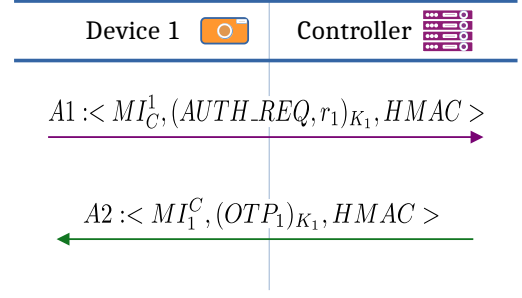


Fig. 2: Mutual authentication between a device and the controller.

a match of the receiver field MI_C^1 with the masked identity for device 1 in its database, it concludes that the message has been sent by device 1. This makes our scheme efficient as we do not have to include the sender ID in a message.

In the payload, $AUTH_REQ$, a fixed string, indicates that this message is an authentication request from an end device to the controller. p_1 and r_1 are used by the device N_1 as inputs to a pseudo-random function to derive the fresh values of CC_1 and K_1 ; these fresh values are updated by N_1 in its database. $HMAC$ in this step is $h(CC_1, [MI_C^1 \parallel (AUTH_REQ, r_1)_{K_1}])$.

After accepting this message, the controller first calculates $HMAC^* = h(CC_1, [MI_C^1 \parallel (AUTH_REQ, r_1)_{K_1}])$ using CC_1 from its database. If $HMAC^*$ does not match $HMAC$, the message is discarded. The controller uses the previous session's key K_1 to decrypt the payload. The controller gets the same fresh values of CC_1 and K_1 using the pseudo-random function as N_1 gets, assuming that it uses the correct values of p_1 and r_1 . The new values of CC_1 and K_1 are updated in the database. Also, after sending this message, N_1 calculates the new $MI_1^C = h(CC_1, ID_1)$ using the fresh CC_1 and updates it in its database.

Step A2: After the controller derives fresh values of CC_1 and K_1 , it sends the following message to the device:

$$\langle MI_1^C, (OTP_1)_{K_1}, HMAC \rangle,$$

where $MI_1^C = h(CC_1, ID_1)$ is the masked identity of N_1 , calculated using the fresh value of CC_1 . A one time password, OTP_1 , is generated at the controller and is encrypted using the freshly derived symmetric key K_1 . OTP_1 is later used by the device N_1 to prove its fresh belonging to the network. In this message, $HMAC$ is $h(CC_1, [MI_1^C \parallel (OTP_1)_{K_1}])$, where CC_1 is the fresh counter value for this session.

After sending this message, the controller increments the value of CC_1 by 1. Next, the controller calculates $MI_C^1 = h(CC_1, ID_C)$ and $MI_1^C = h(CC_1, ID_1)$ by using the incremented value of CC_1 and updates these in its database. The controller will use these masked identities the next time it communicates with N_1 .

The end device N_1 accepts this message if the receiver field, MI_1^C , equals $h(CC_1, ID_1)$, where CC_1 is

the value in N_1 's database. N_1 calculates $HMAC^* = h(CC_1, [MI_1^C, (OTP_1)_{K_1}])$. If $HMAC^*$ matches with $HMAC$, then N_1 considers the message to be unaltered and uses K_1 to decrypt OTP_1 . OTP_1 is later used by N_1 , at the time of D2D communication, to prove its fresh belongingness to the controller.

After storing OTP_1 in its database, the device N_1 increments CC_1 by 1, calculates $MI_1^C = h(CC_1, ID_1)$ and $MI_C^1 = h(CC_1, ID_C)$ using the incremented value of CC_1 , and updates them in its database. N_1 will use these masked identities the next time it communicates with the controller.

With the above two steps, A1 and A2, the mutual authentication between the controller and device N_1 is complete.

C. D2D Communication

Suppose device N_1 wants to communicate with N_2 , which possesses real identity ID_2 . Both N_1 and N_2 are authenticated with the controller using the procedure described in Section IV-B. The D2D communication phase consists of five steps, C1 to C5, which are shown in Fig. 3 and described below.

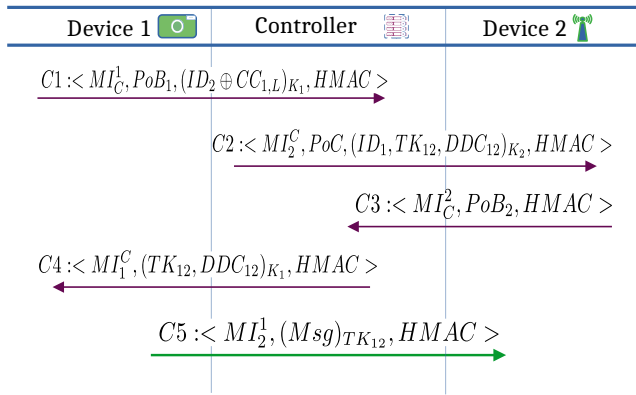


Fig. 3: Device to Device (D2D) Communication.

Step C1: N_1 sends the following message to the controller:

$$< MI_1^1, PoB_1, (ID_2 \oplus CC_{1,L})_{K_1}, HMAC >,$$

where MI_1^1 is the masked identity of the controller, computed as $h(CC_1, ID_C)$. $PoB_1 = h(CC_1, OTP_1)$ is the proof of fresh belongingness to the network. ID_2 is the real identity of N_2 . $CC_{1,L}$ are the last L bits of $h(CC_1)$, which is the hash of the counter CC_1 , where L is the length of ID_2 in bits. $(ID_2 \oplus CC_{1,L})$ is encrypted using the symmetric key K_1 . XORing ID_2 with $CC_{1,L}$ prevents the encrypted output $(ID_2 \oplus CC_{1,L})_{K_1}$ from being the same in the messages sent in step C1 of two different D2D communication exchanges between N_1 and N_2 , with the key K_1 being the same in both exchanges. This prevents an eavesdropper from finding out that two different D2D communication exchanges have taken place between the same pair of devices.

HMAC is calculated as $h(CC_1, [MI_1^1 \parallel PoB_1 \parallel (ID_2 \oplus CC_{1,L})_{K_1}])$. After sending this message, N_1 increments CC_1

by 1 and updates $MI_1^C = h(CC_1, ID_1)$ using the fresh value of CC_1 . N_1 will use the updated MI_1^C to receive the next message from C .

Step C2: When the controller receives the message described in step C1, it first calculates $HMAC^* = h(CC_1, [MI_1^1 \parallel PoB_1 \parallel (ID_2 \oplus CC_{1,L})_{K_1}])$ using CC_1 from its database. If $HMAC^*$ does not match with $HMAC$, then the controller discards the message.

Next, the controller calculates $PoB_1^* = h(CC_1, OTP_1)$, where CC_1 and OTP_1 are taken from its database. If PoB_1 and PoB_1^* match, then this proves the fresh belongingness of N_1 to the network and confirms that successful mutual authentication happened in steps A1 and A2. Next, the controller uses the key K_1 from its database to extract $(ID_2 \oplus CC_{1,L})$ and XORs it with $CC_{1,L}$ to obtain ID_2 .

The controller checks whether ID_2 is the identity of a legitimate and authenticated device present in its database. Also, dynamic identity removal is facilitated at this step. If N_2 was earlier removed from the network, then all message requests coming from it and directed to it will be dropped by the controller at this stage. In this case, the controller informs N_1 that N_2 is not available for the communication¹.

If N_2 is legitimate with key K_2 and the access control list allows $N_1 \leftrightarrow N_2$ communication, then the controller generates TK_{12} , which is the temporary key for inter-device communication between N_1 and N_2 . The controller also generates DDC_{12} , which is the device-to-device counter for the masked identity generation in the inter-device communication. The controller sends the following message to N_2 :

$$< MI_2^C, PoC, (ID_1, TK_{12}, DDC_{12})_{K_2}, HMAC >,$$

where MI_2^C is the masked identity of device N_2 calculated as $h(CC_2, ID_2)$. ID_1 is sent to N_2 to make it aware of the requestee, N_1 , for this inter-device communication. PoC , the proof of controller, is provided by the controller to N_2 to prove its legitimacy and is calculated as $h(CC_2, K_2, p_2)$. ID_1, TK_{12} and DDC_{12} are encrypted using the symmetric key K_2 and included in the above message. $HMAC$ here is calculated as $h(CC_2, [MI_2^C \parallel PoC \parallel (ID_1 \parallel TK_{12} \parallel DDC_{12})_{K_2}])$.

After sending this message, the controller increments CC_2 by 1, calculates $MI_2^C = h(CC_2, ID_2)$ using the incremented value of CC_2 and updates MI_2^C in its database. The controller will use MI_2^C to receive the next message from N_2 .

Step C3: After receiving the above message sent in step C2, to complete the mutual authentication, N_2 sends its proof of belongingness to the controller in the following message:

$$< MI_2^2, PoB_2, HMAC >,$$

where MI_2^2 is the masked identity of the controller computed as $h(CC_2, ID_C)$. $PoB_2 = h(CC_2, OTP_2)$ is the proof of fresh belongingness to the network from N_2 . $HMAC$ is calculated as $h(CC_2, M)$, where $M = [MI_2^2 \parallel PoB_2]$. After sending this message, N_2 increments CC_2 by 1, calculates

¹Recall that C also securely sends an update message to all the connected devices, informing them whenever a new device joins or a device leaves the network.

$MI_2^C = h(CC_2, ID_2)$ and $MI_C^2 = h(CC_2, ID_C)$. N_2 will use these identities to communicate with the controller in the next message exchange.

Step C4: At this point, N_1 has been authenticated in step C1 by the controller, the controller has been authenticated in step C2 by N_2 , and N_2 has been authenticated in step C3 by the controller. Now, the controller sends the following message to N_1 :

$$\langle MI_1^C, (TK_{12}, DDC_{12})_{K_1}, HMAC \rangle,$$

where MI_1^C is the masked identity of N_1 , calculated as $h(CC_1, ID_1)$. The payload is encrypted using K_1 . $HMAC$ is calculated as $h(CC_1, [MI_1^C \parallel (TK_{12} \parallel DDC_{12})_{K_1}])$. After sending this message, the controller increments CC_1 by 1, calculates $MI_C^1 = h(CC_1, ID_C)$ and $MI_1^C = h(CC_1, ID_1)$, and updates these in its database. The controller will use these identities the next time it communicates with N_1 .

Step C5: Upon receiving the message described in step C4, N_1 verifies the $HMAC$. It then extracts and stores TK_{12} and DDC_{12} in its database. It also increments the counter CC_1 by 1 and updates the values MI_C^1 and MI_1^C in its database. It sends the following message to N_2 :

$$\langle MI_2^1, (Msg)_{TK_{12}}, HMAC \rangle,$$

where MI_2^1 is the masked identity of N_2 calculated as $h(DDC_{12}, ID_2)$. Msg is the data message, which N_1 intended to send to N_2 , and is encrypted using TK_{12} . $HMAC$ is calculated as $h(DDC_{12}, [MI_2^1 \parallel (Msg)_{TK_{12}}])$.

After this, N_1 and N_2 can communicate further with each other as long as they want by just incrementing the counter DDC_{12} after each message transmission, deriving new masked identities for each other, and encrypting the payloads using TK_{12} . Also, both of them can simultaneously communicate with any other device or the controller without letting them or an eavesdropper know about the ongoing $N_1 \leftrightarrow N_2$ exchanges.

Remark 1: During a D2D message exchange, the sender device waits for a fixed time duration to get a response from the receiver. If the sender does not get a response in this time, then it aborts the communication. However, note that since the sender sent a message, which the receiver may not have received, there may be a mismatch in the counter value (DDC_{12}) at the sender and receiver. So in the future, if the sender wants to communicate again with the receiver, then it starts again from step C1, so that the counter values DDC_{12} at the sender and receiver are made equal.

Remark 2: Note that the network model shown in Fig. 1 is a star topology; however, the proposed scheme can be readily adapted to a multihop network, e.g., a ZigBee wireless mesh network, as follows. Suppose a controller and a set of end devices are connected together via a multihop network. When a node (controller or end device) wants to send a message to another node, it broadcasts the message. When a copy of the message reaches the intended recipient, it accepts the message since the masked identity in the receiver field of the message matches an identity in its database. Note that messages are not unicast from the sender node to the receiver node since if that were done, the identity of the receiver node would

need to be revealed to one or more of the nodes on the path between the sender and the receiver (since they would need to know which node to forward the message to), thereby violating the anonymity property. It can be easily checked that with the above modification, our proposed scheme achieves all the desired security goals, which are listed in Section III-B, in a multihop network.

Remark 3: In the above description of the proposed scheme, we have assumed that there is a secret pre-shared bit string, p_i , which is only known to the controller and device N_i . An advantage of using a secret pre-shared bit string is that the scheme can be used even when no public-key infrastructure [3] is available. However, in case public-key infrastructure is available, our proposed scheme can be modified to eliminate the need for a secret pre-shared bit string as follows. During registration, device N_i randomly generates strings p_i , K_i , and CC_i , composes the message (ID_i, p_i, K_i, CC_i) , attaches a digital signature (which can, e.g., be generated using N_i 's RSA private key [3]) to it for message integrity, and sends it to the controller after encrypting it with the latter's public key (e.g., RSA public key [3]). Alternatively, N_i and the controller execute the Diffie-Hellman key exchange algorithm [3] to agree upon the secret values (p_i, K_i, CC_i) . Our proposed scheme achieves all the desired security goals, which are listed in Section III-B, without the need for a secret pre-shared bit string, if either of the above two methods is used during registration.

V. SECURITY ANALYSIS

A. Achieved Security Goals

- 1) The proposed scheme achieves confidentiality by using symmetric key encryption for all payloads with a dynamic key that gets updated after every session.
- 2) The proposed scheme achieves message integrity by the attachment of an $HMAC$, calculated using a counter, to every message transmitted under the scheme, which can be verified by the receiver.
- 3) The proposed scheme achieves anonymity by using dynamic identities for every message exchange.
- 4) The proposed scheme achieves unlinkability since, as explained in the description of the scheme in Section IV, if a node x simultaneously communicates with two different nodes y and z , then different dynamic identities are used in the messages exchanged with y and z . In particular, as explained in step C5 in Section IV-C, two communicating devices N_1 and N_2 increment the counter DDC_{12} and derive new masked identities for each other after each message transmission; also, note that if N_1 is simultaneously communicating with another device, say N_3 , then different masked identities are used for the messages exchanged with N_2 and N_3 . Similarly, the masked identities used in steps A1 and A2 of the authentication phase described in Section IV-B are different for different devices.
- 5) The proposed scheme achieves dynamic entity removal (respectively, addition) with forward (respectively, backward) secrecy by using access control lists, temporary keys for payload encryption, dynamic identities, and updates sent by the controller whenever a new device joins or a device leaves the network.
- 6) In the proposed scheme, if an adversary tries to launch a replay attack, he/ she would fail because the recipient would

have received that message earlier, increased the counter value and changed the dynamic identity used for reception.

7) If the adversary can intercept all the traffic exchanged in the network, he/ she would still not be able to find out the identities of the sender and receiver due to the use of dynamic identities and the fact that the payload is encrypted. Also, the message integrity of all messages is protected using an *HMAC*. Hence, the proposed scheme defends against the Man-in-The-Middle attack.

8) The dynamic identities are derived by hashing counter values with real IDs. The symmetric keys are also updated after every session. Since an adversary cannot determine the real identities of the sender and receiver of any message, the proposed scheme defends against offline password, identity, session key and counter guessing attacks.

9) The use of dynamic identities prevents an attacker from impersonating any device since he/ she does not know the counter value used for deriving the required dynamic identity.

10) Our scheme does not use any time synchronization and hence is not vulnerable to desynchronization attacks.

11) The Sybil attack occurs when a legitimate node uses multiple identities at the same time [7]. In our proposed protocol, all messages are sent using dynamic identities, which are computed using secret counter values; so an attacker is unable to send a message with the sender identity being that of another node.

B. Comparison with Prior Work

The proposed scheme improves upon schemes proposed in prior work in the following ways:

1) In the scheme proposed in [18], public key decryption is required before the verification of *HMAC* in the first step of the authentication phase. This enables an attacker to launch a DoS attack on the controller by sending garbage requests. ECC is used in the scheme proposed in [19], which defends against garbage requests, but takes much more time than symmetric key encryption. Our proposed scheme defends against garbage requests sent to the controller at all stages of the communication. In particular, at step A1, first *HMAC* is verified and then the payload is decrypted in our scheme. Also, only symmetric key encryption is used in our proposed scheme, which makes it efficient.

2) In our proposed scheme, dynamic identities are used for the controller as well as for all devices, and hence the identities of the controller as well as all devices are anonymous. In contrast, in the scheme proposed in [18], dynamic identities are used only for the devices and not for the controller; so no anonymity is provided for the controller. Also, in the scheme proposed in [19], fixed identities are used for the controller as well as all devices and hence no anonymity is achieved for the controller or devices.

3) Our proposed scheme achieves unlinkability as explained in step C5 in Section IV-C. In the scheme proposed in [19], masked identities are not used and hence the unlinkability property is not achieved. In the scheme proposed in [18], masked identities are used, but the same masked identity is used for multiple messages exchanged among a pair of entities and also for messages exchanged by an entity with two different entities; due to this, the unlinkability property is not achieved.

4) If the real identity database is exposed in the scheme proposed in [18], an attacker can register with the controller by randomly choosing any key and counter value, while our proposed scheme defends against this attack by using the shared secret value p_i .

5) In our proposed scheme, the key K_i and the counter CC_i are never transmitted between any two devices and they are derived using the initially shared parameter p_i . This results in lower overhead in our proposed scheme than in those proposed in [18] and [19], in which the key and counter values are sent over the air.

6) In the scheme proposed in [18], an accelerometer reading is used for key generation, which remains static for devices with fixed positions. In the scheme proposed in [19], timestamps are used for checking the freshness of messages, which requires overhead for maintaining time synchronization. In our proposed scheme, pseudo-random number generation is used instead of an accelerometer reading for the derivation of the key and counter at a device and the controller; also, no time synchronization is required in our proposed scheme.

7) Our proposed scheme allows two devices, N_1 and N_2 , to exchange multiple messages with each other after completing steps C1 to C5, without having to perform authentication or key agreement again. In the scheme proposed in [18], multiple message exchanges after a given authentication are not allowed, due to the use of a nonce, which is used for a single message only.

8) In our proposed scheme, the controller can initiate a communication session with any device that has been inactive after a mutual authentication phase, since the session key and counter are not discarded until the next mutual authentication phase. The above is not possible under the scheme proposed in [18].

VI. NUMERICAL RESULTS

In this section, we compare the performance of our proposed scheme with those proposed in [18] and [19] via numerical computations. The parameter values used to obtain our numerical results are as follows. In our proposed scheme, all the real identities (ID_i and ID_C) are assumed to be 16-bit long [5]. All dynamic identities (MI) and keyed hash values (*HMAC*, *PoB*, *PoC*) are 256-bit long SHA-256 hashes [28]. The counters CC , DDC and the random nonce ns used in the scheme proposed in [18] are 256-bit long randomly generated numbers. OTP , p_i and r_i are each 16-bit long, and the symmetric keys K_i and TK_{ij} are based on Advanced Encryption Standard (AES) encryption and are 256-bit long, with the block size of AES being 128 bits [28]. *AUTH_REQ* is a 2 bit long string. The length of the encrypted output using AES with a 256-bit key is calculated as Cipher Length = $\lceil \text{Clear Length}/128 \rceil * 128$ bits, where $\lceil \cdot \rceil$ denotes the ceil function [28].

We assume that keyed hashing (*HMAC*) using SHA-256 takes $T_H = 460$ ns, encryption or decryption using AES-256 of block size 128 bits takes $T_{Enc} = T_{Dec} = 800$ ns, and asymmetric decryption takes $T_{PubDec} = 0.114$ ms [25].

For the above parameter values, the total time taken for all seven steps of the proposed scheme is $18 \times T_H + 10 \times (T_{Enc} + T_{Dec}) = 24.28 \mu s = T$. In the scheme proposed in [18], the first step of authentication involves public key cryptography

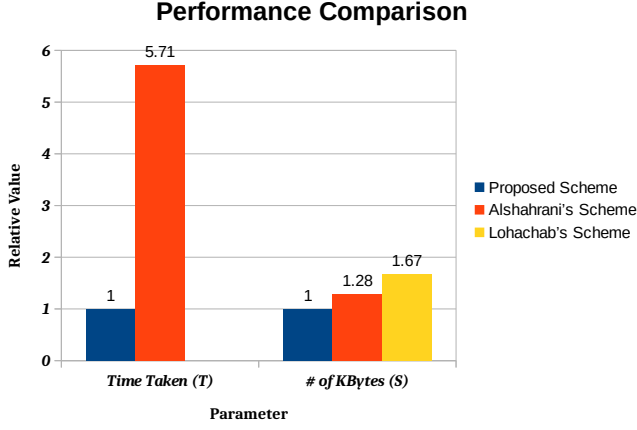


Fig. 4: The figure compares the performance of our scheme with those of the schemes proposed in [18] and [19] (Alshahrani's and Lohachab's schemes, respectively). Note that $T = 24.28 \mu s$ and $S = 0.76$ Kbytes. The time taken by the scheme proposed in [19] is $3212 \times T$, which is not plotted in the figure since it is much larger than the other values plotted in the figure.

and needs 0.114 ms and the total time taken for the same payload is $12 \times T_H + 12 \times (T_{Enc} + T_{Dec}) + T_{PubDec} = 138.7 \mu s = 5.71 \times T$. In [19], it is stated that the proposed scheme takes 78 ms for static verification, which is $3212 \times T$. The above comparison is depicted in Fig. 4.

Our proposed scheme requires 6272 bits or 0.765 KBytes $= S$ in total to be transmitted for a 128 -bit payload delivery between two devices, *with the option of communicating further from either side*, while the scheme proposed in [18] takes 8032 bits or 0.98 KBytes $= 1.28 \times S$ in total for a 128 -bit payload delivery and *no option of further communication*. The scheme proposed in [19] uses ECC; also, a 256 -bit public and private key pair is used for each communication and it takes a minimum of 1.28 KBytes $= 1.67 \times S$ in total². This comparison is shown in Fig. 4.

Under the proposed scheme, a device needs to store ID_C , CC_i , K_i , p_i , r_i and OTP_i , i.e., a total of 576 bits for the controller and ID_j , DDC_{ij} and TK_{ij} , i.e., a total of 528 bits for each other device with an active session. The controller needs to store ID_i , CC_i , K_i , p_i , r_i and OTP_i , i.e., a total of 576 bits, for each device. The corresponding values for the scheme proposed in [18] are 816 , 528 and 800 , respectively. Also, the corresponding values for the scheme proposed in [19] are 1792 , 1280 and 1536 , respectively².

VII. CONCLUSIONS

We presented an authentication and key agreement protocol for a home automation network based on the ZigBee standard. The scheme achieves confidentiality, message integrity, anonymity, unlinkability, forward and backward secrecy, and

availability. Our scheme uses only simple hash and XOR computations and symmetric key encryption, and hence is resource-efficient. Also, our scheme does not use time synchronization, which requires overhead to achieve. We showed using a detailed security analysis and numerical results that our proposed scheme provides better security and anonymity, and is more efficient in terms of computation time, communication cost, and storage cost than schemes proposed in prior works.

REFERENCES

- [1] Al-Fuqaha, A., Guizani, M., Mohammadi, M., Aledhari, M., and Ayyash, M., "Internet of things: A survey on enabling technologies, protocols, and applications," *IEEE communications surveys & tutorials*, vol. 17, no. 4, pp. 2347–2376, 2015.
- [2] Hofer-Schmitz, K. and Stojanović, B., "Towards formal verification of iot protocols: A review," *Computer Networks*, vol. 174, p. 107233, 2020.
- [3] Granjal, J., Monteiro, E., and Silva, J. S., "Security for the internet of things: a survey of existing protocols and open research issues," *IEEE Communications Surveys & Tutorials*, vol. 17, no. 3, pp. 1294–1312, 2015.
- [4] Zhou, W., Jia, Y., Peng, A., Zhang, Y., and Liu, P., "The effect of iot new features on security and privacy: New threats, existing solutions, and challenges yet to be solved," *IEEE Internet of Things Journal*, vol. 6, no. 2, pp. 1606–1616, 2018.
- [5] Callaway, E., Gorday, P., Hester, L., Gutierrez, J. A., Naeve, M., Heile, B., and Bahl, V., "Home networking with ieee 802.15.4: a developing standard for low-rate wireless personal area networks," *IEEE Communications magazine*, vol. 40, no. 8, pp. 70–77, 2002.
- [6] Pfizmann, A. and Köhntopp, M., "Anonymity, unobservability, and pseudonymity—a proposal for terminology," in *Designing privacy enhancing technologies*. Springer, 2001, pp. 1–9.
- [7] Grammatikis, P. I. R., Sarigiannidis, P. G., and Moscholios, I. D., "Securing the internet of things: Challenges, threats and solutions," *Internet of Things*, vol. 5, pp. 41–70, 2019.
- [8] Perrig, A., Canetti, R., Tygar, J. D., and Song, D., "The TESLA broadcast authentication protocol," *RSA Cryptobytes*, vol. 5, pp. 2–13, 2002.
- [9] Yeh, H.-L., Chen, T.-H., Liu, P.-C., Kim, T.-H., and Wei, H.-W., "A secured authentication protocol for wireless sensor networks using elliptic curves cryptography," *Sensors*, vol. 11, no. 5, pp. 4767–4779, 2011.
- [10] Turkanović, M., Brumen, B., and Hölbl, M., "A novel user authentication and key agreement scheme for heterogeneous ad hoc wireless sensor networks, based on the internet of things notion," *Ad Hoc Networks*, vol. 20, pp. 96–112, 2014.
- [11] Amin, R. and Biswas, G., "A secure light weight scheme for user authentication and key agreement in multi-gateway based wireless sensor networks," *Ad Hoc Networks*, vol. 36, pp. 58–80, 2016.
- [12] Risalat, N. A. M., Hasan, M. T., Hossain, M. S., and Rahman, M. M., "Advanced real time rfid mutual authentication protocol using dynamically updated secret value through encryption and decryption process," in *2017 International Conference on Electrical, Computer and Communication Engineering (ECCE)*. IEEE, 2017, pp. 788–793.
- [13] Wazid, M., Das, A. K., Kumar, N., and Vasilakos, A. V., "Design of secure key management and user authentication scheme for fog computing services," *Future Generation Computer Systems*, vol. 91, pp. 475–492, 2019.
- [14] Bamasag, O. O. and Youcef-Toumi, K., "Towards continuous authentication in internet of things based on secret sharing scheme," in *Proceedings of the WESS'15: Workshop on Embedded Systems Security*, 2015, pp. 1–8.
- [15] Lee, H., Kang, D., Ryu, J., Won, D., Kim, H., and Lee, Y., "A three-factor anonymous user authentication scheme for internet of things environments," *Journal of Information Security and Applications*, vol. 52, p. 102494, 2020.
- [16] Avoine, G., Canard, S., and Ferreira, L., "Iot-friendly ake: forward secrecy and session resumption meet symmetric-key cryptography," in *European Symposium on Research in Computer Security*. Springer, 2019, pp. 463–483.

²In [19], no numerical values have been provided for the communication cost or storage at the nodes. The above computations have been performed using the values listed in the first paragraph of Section VI.

- [17] Ashibani, Y., Kauling, D., and Mahmoud, Q. H., "A context-aware authentication framework for smart homes," in *2017 IEEE 30th Canadian Conference on Electrical and Computer Engineering (CCECE)*. IEEE, 2017, pp. 1–5.
- [18] Alshahrani, M., Traore, I., and Woungang, I., "Anonymous mutual iot interdevice authentication and key agreement scheme based on the zigbee technique," *Internet of Things*, vol. 7, p. 100061, 2019.
- [19] Lohachab, A. *et al.*, "Ecc based inter-device authentication and authorization scheme using mqtt for iot networks," *Journal of Information Security and Applications*, vol. 46, pp. 1–12, 2019.
- [20] Pampapathi, B., Guptha, M. N., and Hema, M., "Data distribution and secure data transmission using ianfis and mecc in iot," *Journal of Ambient Intelligence and Humanized Computing*, pp. 1–14, 2021.
- [21] Wang, Y., Chen, C., and Jiang, Q., "Security algorithm of internet of things based on zigbee protocol," *Cluster Computing*, vol. 22, no. 6, pp. 14 759–14 766, 2019.
- [22] Fan, X., Susan, F., Long, W., and Li, S., "Security analysis of zigbee," *MWR InfoSecurity*, pp. 1–18, 2017.
- [23] Khanji, S., Iqbal, F., and Hung, P., "Zigbee security vulnerabilities: Exploration and evaluating," in *2019 10th International Conference on Information and Communication Systems (ICICS)*. IEEE, 2019, pp. 52–57.
- [24] Zhao, K. and Ge, L., "A survey on the internet of things security," in *2013 Ninth international conference on computational intelligence and security*. IEEE, 2013, pp. 663–667.
- [25] Kabra, A., Kumar, S., and Kasbekar, G. S., "Efficient, flexible and secure group key management protocol for dynamic iot settings," *EAI Endorsed Transactions on Internet of Things*, vol. 7, no. 25, 3 2021.
- [26] Butun, I., Österberg, P., and Song, H., "Security of the internet of things: Vulnerabilities, attacks, and countermeasures," *IEEE Communications Surveys & Tutorials*, vol. 22, no. 1, pp. 616–644, 2019.
- [27] Dolev, D. and Yao, A., "On the security of public key protocols," *IEEE Transactions on information theory*, vol. 29, no. 2, pp. 198–208, 1983.
- [28] Frankel, S., Glenn, R., and Kelly, S., "The aes-cbc cipher algorithm and its use with ipsec," IETF RFC3602, Sep. 2003.