

Light Field Networks: Neural Scene Representations with Single-Evaluation Rendering

Vincent Sitzmann^{1,*}
sitzmann@mit.edu

Semon Rezhikov^{2,*}
skr@math.columbia.edu

William T. Freeman^{1,3}
billf@mit.edu

Joshua B. Tenenbaum^{1,4,5}
jbt@mit.edu

Frédéric Durand¹
fredo@mit.edu

¹MIT CSAIL ²Columbia University ³IAFI ⁴MIT BCS ⁵CBMM
vsitzmann.github.io/lfns/

Abstract

Inferring representations of 3D scenes from 2D observations is a fundamental problem of computer graphics, computer vision, and artificial intelligence. Emerging 3D-structured neural scene representations are a promising approach to 3D scene understanding. In this work, we propose a novel neural scene representation, Light Field Networks or LFNs, which represent both geometry and appearance of the underlying 3D scene in a 360-degree, four-dimensional light field parameterized via a neural network. Rendering a ray from an LFN requires only a *single* network evaluation, as opposed to hundreds of evaluations per ray for ray-marching or volumetric based renderers in 3D-structured neural scene representations. In the setting of simple scenes, we leverage meta-learning to learn a prior over LFNs that enables multi-view consistent light field reconstruction from as little as a single image observation. This results in dramatic reductions in time and memory complexity, and enables real-time rendering. The cost of storing a 360-degree light field via an LFN is two orders of magnitude lower than conventional methods such as the Lumigraph. Utilizing the analytical differentiability of neural implicit representations and a novel parameterization of light space, we further demonstrate the extraction of sparse depth maps from LFNs.

1 Introduction

A fundamental problem across computer graphics, computer vision, and artificial intelligence is to infer a representation of a scene’s 3D shape and appearance given impoverished observations such as 2D images of the scene. Recent contributions have advanced the state of the art for this problem significantly. First, neural implicit representations have enabled efficient representation of local 3D scene properties by mapping a 3D coordinate to local properties of the 3D scene at that coordinate [1–6]. Second, differentiable neural renderers allow for the inference of these representations given only 2D image observations [3, 4]. Finally, leveraging meta-learning approaches such as hypernetworks or gradient-based meta-learning has enabled the learning of distributions of 3D scenes, and therefore reconstruction given only a single image observation [3]. This has enabled a number of applications, such as novel view synthesis [7, 3, 6], 3D reconstruction [5, 3] semantic segmentation [8, 9], and SLAM [10]. However, 3D-structured neural scene representations come with a major limitation: Their rendering is prohibitively expensive, on the order of *tens of seconds for a single* 256×256 image for state-of-the-art approaches. In particular, parameterizing the scene in 3D space necessitates

*These authors contributed equally to this work.

the discovery of surfaces along camera rays during rendering. This can be solved either by encoding geometry as a level set of an occupancy or signed distance function, or via volumetric rendering, which solves an alpha-compositing problem along each ray. Either approach, however, requires tens or even hundreds of evaluations of the 3D neural scene representation in order to render a single camera ray.

We propose a novel neural scene representation, dubbed Light Field Networks or LFNs. Instead of encoding a scene in 3D space, Light Field Networks encode a scene by directly mapping an oriented camera ray in the four dimensional space of light rays to the radiance observed by that ray. This obviates the need to query opacity and RGB at 3D locations along a ray or to ray-march towards the level set of a signed distance function, speeding up rendering by *three orders of magnitude* compared to volumetric methods. In addition to directly encoding appearance, we demonstrate that LFNs encode information about scene geometry in their derivatives. Utilizing the unique flexibility of neural field representations, we introduce the use of Plücker coordinates to parameterize 360-degree light fields, which allow for storage of a-priori unbounded scenes and admit a simple expression for the depth as an analytical function of an LFN. Using this relationship, we demonstrate the computation of geometry in the form of sparse depth maps. While 3D-structured neural scene representations are multi-view consistent *by design*, parameterizing a scene in light space does not come with this guarantee: the additional degree of freedom enables rays that view the same 3D point to change appearance across viewpoints. For the setting of simple scenes, we demonstrate that this challenge can be overcome by learning a prior over 4D light fields in a meta-learning framework. We benchmark with current state-of-the-art approaches for single-shot novel view synthesis, and demonstrate that LFNs compare favorably with globally conditioned 3D-structured representations, while accelerating rendering and reducing memory consumption by orders of magnitude.

In summary, we make the following contributions:

1. We propose Light Field Networks (LFNs), a novel neural scene representation that directly parameterizes the light field of a 3D scene via a neural network, enabling real-time rendering and vast reduction in memory utilization.
2. We demonstrate that we may leverage 6-dimensional Plücker coordinates as a parameterization of light fields, despite their apparent overparameterization of the 4D space of rays, thereby enabling continuous, 360-degree light fields.
3. By embedding LFNs in a meta-learning framework, we demonstrate light field reconstruction and novel view synthesis of simple scenes from sparse 2D image supervision only.
4. We demonstrate that inferred LFNs encode both appearance and geometry of the underlying 3D scenes by extracting sparse depth maps from the derivatives of LFNs, leveraging their analytical differentiability.

Scope. The proposed method is currently constrained to the reconstruction of simple scenes, such as single objects and simple room-scale scenes, in line with recent work on learning generative models in this regime [3, 11].

2 Related Work

Neural Scene Representations and Neural Rendering. A large body of work addresses the question of inferring feature representations of 3D scenes useful to downstream tasks across graphics, vision, and machine learning. Models without 3D structure suffer from poor data efficiency [12, 13]. Voxel grids [14–20] offer 3D structure, but scale poorly with spatial resolution. Inspired by neural implicit representations of 3D geometry [1, 2], recent work has proposed to encode properties of 3D scenes as *neural fields* (also implicit- or coordinate-based representations, see [21] for an overview), neural networks that map 3D coordinates to local properties of the 3D scene at these coordinates. Using differentiable rendering, these models can be learned from image observations only [3, 4, 22, 11]. Reconstruction from sparse observations can be achieved by learning priors over the space of neural fields [3, 5, 11, 23–25] or by conditioning of the neural field on local features [6, 26, 27]. Differentiable rendering of such 3D-structured neural scene representations is exceptionally computationally intensive, requiring hundreds of evaluations of the neural representation per ray, with tens of thousands to millions of rays per image. Some recent work seeks to accelerate test-time rendering, but either does not admit generalization [28–30], or does not alleviate the cost of

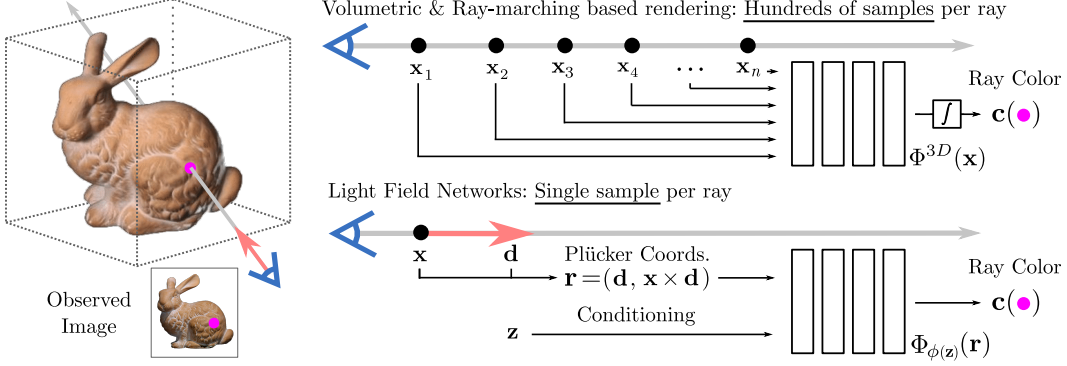


Figure 1: **Overview.** We propose Light Field Networks or LFNs, which encode the full 360-degree light field of a 3D scene in the weights of a fully connected neural network Φ_ϕ (with weights ϕ conditioned on a latent code \mathbf{z}) that maps an oriented ray \mathbf{r} to the radiance \mathbf{c} observed by that ray. Rendering an LFN Φ_ϕ only requires evaluating the underlying MLP once per ray, in contrast to 3D-structured neural scene representations Φ_{3D} such as SRNs [3], NeRF [4], or DVR [5] that require hundreds of evaluations per ray. We leverage meta-learning to learn a multi-view consistent space of LFNs. Once trained, this enables reconstruction of a 360-degree light field and subsequent real-time novel view synthesis of simple scenes from only a single observation.

rendering at training/inference time [31–33]. With Light Field Networks, we propose to leverage 360-degree light fields as neural scene representations. We introduce a novel neural field parameterization of 360-degree light fields, infer light fields via meta-learning from as few as a single 2D image observation, and demonstrate that LFNs encode both scene geometry and appearance.

Light fields and their reconstruction. Light fields have a rich history as a scene representation in both computer vision and computer graphics. Adelson et al. [34] introduced the 5D plenoptic function as a unified representation of information in the early visual system [35]. Levoy et al. [36] and, concurrently, Gortler et al. [37] introduced light fields in computer graphics as a 4D sampled scene representation for fast image-based rendering. Light fields have since enjoyed popularity as a representation for novel view synthesis [38] and computational photography, e.g. [39]. Light fields enable direct rendering of novel views by simply extracting a 2D slice of the 4D light field. However, they tend to incur significant storage cost, and since they rely on two-plane parameterizations, they make it hard to achieve a full 360-degree representation without concatenating multiple light fields. A significant amount of prior work addresses reconstruction of fronto-parallel light fields via hand-crafted priors, such as sparsity in the Fourier or shearlet domains [40–42]. With the advent of deep learning, approaches to light field reconstruction that leverage convolutional neural networks to in-paint or extrapolate light fields from sparse views have been proposed [43, 7, 44], but similarly only support fronto-parallel novel view synthesis. We are instead interested in light fields as a representation of 3D appearance and geometry that enables efficient inference of and reasoning about the properties of the full underlying scene.

3 Background: 3D-structured Neural Scene Representations

Recent progress in neural scene representation and rendering has been driven by two key innovations. The first are neural fields, often also referred to as neural implicit- or coordinate-based scene representations Φ^{3D} [3, 4], which model a scene as a continuous function, parameterized as an MLP which maps a 3D coordinate to a representation \mathbf{v} of whatever is at that 3D coordinate:

$$\Phi^{3D} : \mathbb{R}^3 \rightarrow \mathbb{R}^n, \quad \mathbf{x} \mapsto \Phi^{3D}(\mathbf{x}) = \mathbf{v}. \quad (1)$$

The second is a differentiable renderer \mathbf{m} , which, given a ray \mathbf{r} in \mathbb{R}^3 , and the representation Φ^{3D} , computes the value of the color \mathbf{c} of the scene when viewed along \mathbf{r} :

$$\mathbf{m}(\mathbf{r}, \Phi^{3D}) = \mathbf{c}(\mathbf{r}) \in \mathbb{R}^3. \quad (2)$$

Existing rendering methods broadly fall into two categories: sphere-tracing-based renderers [3, 45, 5, 46] and volumetric renderers [19, 4]. These methods require on the order of tens or hundreds of

evaluations of the values of Φ^{3D} along a ray \mathbf{r} to compute $\mathbf{c}(\mathbf{r})$. This leads to extraordinarily large memory and time complexity of rendering. As training requires error backpropagation through the renderer, this impacts both training and test time.

4 The Light Field Network Scene Representation

We propose to represent a scene as a 360-degree *neural light field*, a function parameterized by an MLP Φ_ϕ with parameters ϕ that directly maps the 4D space \mathcal{L} of oriented rays to their observed radiance:

$$\Phi_\phi : \mathcal{L} \rightarrow \mathbb{R}^3, \mathbf{r} \mapsto \Phi_\phi(\mathbf{r}) = \mathbf{c}(\mathbf{r}). \quad (3)$$

A light field completely characterizes the flow of light through unobstructed space in a static scene with fixed illumination. Light fields have the unique property that rendering is achieved by a *single evaluation* of Φ per light ray, i.e., *no ray-casting is required*. Moreover, while the light field only encodes appearance explicitly, its derivatives encode geometry information about the underlying 3D scene [47, 34, 35]. This makes many methods to extract 3D geometry from light fields possible [48–51], and we demonstrate efficient recovery of sparse depth maps from LFNs below.

4.1 Implicit representations for 360 degree light fields

To fully represent a 3D scene requires a parameterization of all light rays in space. Conventional light field methods are constrained to leverage minimal parameterizations of the 4D space of rays, due to the high memory requirements of discretely sampled high-dimensional spaces. In contrast, our use of neural field representations allows us to freely choose a continuous parameterization that is mathematically convenient. In particular, we propose to leverage the 6D Plücker parameterization of the space of light rays \mathcal{L} for LFNs. The Plücker coordinates (see [52] for an excellent overview) of a ray \mathbf{r} through a point \mathbf{p} in a normalized direction \mathbf{d} are

$$\mathbf{r} = (\mathbf{d}, \mathbf{m}) \in \mathbb{R}^6 \text{ where } \mathbf{m} = \mathbf{p} \times \mathbf{d}, \text{ for } \mathbf{d} \in \mathbb{S}^2, \mathbf{p} \in \mathbb{R}^3. \quad (4)$$

where \times denotes the cross product. While Plücker coordinates are a-priori 6-tuples of real numbers, the coordinates of any ray lie on a curved 4-dimensional subspace \mathcal{L} . Plücker coordinates uniformly represent all oriented rays in space without singular directions or special cases. Intuitively, a general ray \mathbf{r} together with the origin define a plane, and \mathbf{m} is a normal vector to the plane with its magnitude capturing the distance from the ray to the origin; if $\mathbf{m} = 0$ then the ray passes through the origin and is defined by its direction \mathbf{d} . This is in contrast to conventional light field parameterizations: Fronto-parallel two-plane or cylindrical parameterizations cannot represent the full 360-degree light field of a scene [36, 53]. Cubical two-plane arrangements [37, 38] are not continuous, complicating the parameterization via a neural implicit representation. In contrast to the two-sphere parameterization [54], Plücker coordinates do not require that scenes are bounded in size and do not require spherical trigonometry.

The parameterization via a neural field enables compact storage of a 4D light field that can be sampled at arbitrary resolutions, while non-neural representations are resolution-limited. Neural fields further allow the analytical computation of derivatives. This enables the efficient computation of sparse depth maps, where prior representations of light fields require finite-differences approximations of the gradient [48–50].

Rendering LFNs. To render an image given an LFN, one computes the Plücker coordinates $\mathbf{r}_{u,v}$ of the camera rays at each u, v pixel coordinate in the image according to Equation 4. Specifically, given the extrinsic $\mathbf{E} = [\mathbf{R}|\mathbf{t}] \in SE(3)$ and intrinsic $\mathbf{K} \in \mathbb{R}^{3 \times 3}$ camera matrices [55] of a camera, one may retrieve the Plücker coordinates of the ray $\mathbf{r}_{u,v}$ at pixel coordinate u, v as:

$$\mathbf{r}_{u,v} = (\mathbf{d}_{u,v}, \mathbf{t} \times \mathbf{d}_{u,v}) / \|\mathbf{d}_{u,v}\|, \text{ where } \mathbf{d}_{u,v} = \mathbf{R}\mathbf{K}^{-1} \begin{pmatrix} u \\ v \\ 1 \end{pmatrix} + \mathbf{t}, \quad (5)$$

where we use the world-to-camera convention for the extrinsic camera parameters. Rendering then amounts to a *single* evaluation of the LFN Φ for each ray, $\mathbf{c}_{u,v} = \Phi(\mathbf{r}_{u,v})$. For notational convenience, we introduce a rendering function

$$\Theta_{\mathbf{E}, \mathbf{K}}^\Phi : \mathbb{R}^\ell \rightarrow \mathbb{R}^{H \times W \times 3} \quad (6)$$

which renders an LFN Φ_ϕ with parameters $\phi \in \mathbb{R}^\ell$ when viewed from a camera with extrinsic and intrinsic parameters (\mathbf{E}, \mathbf{K}) into an image.

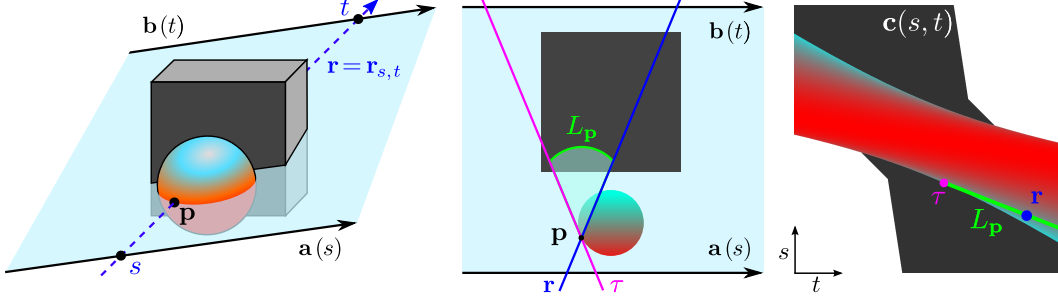


Figure 2: Given a 3D scene (left) and a light ray \mathbf{r} (blue), we can slice the scene along a 2D plane containing the ray (light blue), yielding a 2D scene (center). The light field of all rays in a 2D plane, the *Epipolar Plane Image* (EPI) $c(s, t)$ (right), can be analytically computed from our 360-degree LFN. The family of rays L_p (green) going through a point \mathbf{p} on an object in the scene defines a straight line in the EPI. See below for further discussion of EPI geometry.

4.2 The geometry of Light Field Networks

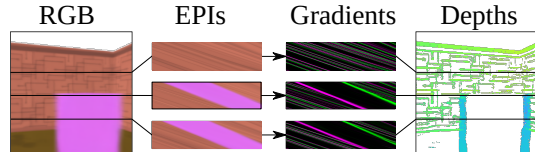
We will now analyze the properties of LFNs representing Lambertian 3D scenes, and illustrate how the geometry of the underlying 3D scene is encoded. We will first derive an expression that establishes a relationship between LFNs and the classic two-plane parameterization of the light field. Subsequently, we will derive an expression for the depth of a ray in terms of the local color gradient of the light field, therefore allowing us to efficiently extract sparse depth maps from the light field at any camera pose via analytical differentiation of the neural implicit representation. Please see Figure 2 for an overview.

Locally linear slices of the light field. We derive here a local parametrization that will allow us to work with an LFN as if it were a conventional 2-plane light field. Given a ray \mathbf{r} in Plücker coordinates, we pick two points $\mathbf{x}, \mathbf{x}' \in \mathbb{R}^3$ along this ray. We then find a normalized direction $\mathbf{d} \in \mathbb{S}^2$ not parallel to the ray direction - a canonical choice is a direction orthogonal to the ray direction. We may now parameterize two parallel lines $\mathbf{a}(s) = \mathbf{x} + s\mathbf{d}$ and $\mathbf{b}(t) = \mathbf{x}' + t\mathbf{d}$ that give rise to a local two-plane basis of the light field with ray coordinates s and t . \mathbf{r} intersects these lines at the two-plane coordinates $(s, t) = (0, 0)$. This choice of local basis now assigns the two-plane coordinates (s, t) to the ray \mathbf{r} from $\mathbf{a}(s)$ to $\mathbf{b}(t)$. In Figure 2, we illustrate this process on a simple 2D scene.

Epipolar Plane Images and their geometry. The Plücker coordinates (see Eq. 4) enable us to extract a 2D slice from an LFN field by varying (s, t) and sampling Φ on the Plücker coordinates of the rays parametrized pairs of points on the lines $\mathbf{a}(s)$ and $\mathbf{b}(t)$:

$$\mathbf{c}(s, t) = \Phi(\mathbf{r}(s, t)), \text{ where } \mathbf{r}(s, t) = \overrightarrow{\mathbf{a}(s)\mathbf{b}(t)} = \left(\frac{\mathbf{b}(t) - \mathbf{a}(s)}{\|\mathbf{b}(t) - \mathbf{a}(s)\|}, \frac{\mathbf{a}(s) \times \mathbf{b}(t)}{\|\mathbf{b}(t) - \mathbf{a}(s)\|} \right). \quad (7)$$

The image of this 2D slice $\mathbf{c}(s, t)$ is well-known in the light field literature as an *Epipolar Plane Image* (EPI) [47]. EPIs carry rich information about the geometry of the underlying 3D scene. For example, consider a point \mathbf{p} on the surface of an object in the scene; please see Figure 2 for a diagram. A point $\mathbf{p} \in \mathbb{R}^2$ has a 1-dimensional family of rays going through the point, which correspond to a (green) line L_p in the EPI. In a Lambertian scene, all rays that meet in this point and that are not occluded by other objects must observe the same color. Therefore, the light field is constant along this line. As one travels along L_p , rotating through the family of rays through \mathbf{p} , one eventually reaches a (magenta) *tangent ray* τ to the object. At a tangent ray, the value of the EPI ceases to be constant, and the light field changes its color to whatever is disoccluded by the object at this tangent ray. Because objects of different depth undergo differing amounts of parallax, the *slope* of the segment of L_p along which \mathbf{c} is constant determines the 3D coordinates of \mathbf{p} . Finally, by observing that we may extract EPIs from *any* perspective, it is clear that an LFN encodes the full 3D geometry of the underlying scene. Intuitively, this may also be seen by con-



sidering that one could render out all possible perspectives of the underlying scene, and solve a classic multi-view stereo problem to retrieve the shape.

Extracting depth maps from LFNs. A correctly inferred light field necessarily contains accurate 3D geometry information, although the geometry is encoded in a nontrivial way. To extract 3D geometry from an LFN, we utilize the property of the 2-plane parameterization that the light field is constant on segments $L_{\mathbf{p}}$, the slopes of which determine \mathbf{p} . In the supplemental material, we derive

Proposition 1. For a Lambertian scene, the distance d along $\mathbf{r} = \overrightarrow{\mathbf{a}(s)\mathbf{b}(t)}$ from $\mathbf{a}(s)$ to the point \mathbf{p} on the object is

$$d(\mathbf{r}) = D \frac{\partial_t \mathbf{c}(s, t)}{\partial_s \mathbf{c}(s, t) + \partial_t \mathbf{c}(s, t)}. \quad (8)$$

where $\mathbf{a}(s)$ and $\mathbf{b}(t)$ are as above, $\mathbf{c}(s, t)$ is defined by (7), D is the distance between the lines $\mathbf{a}(t)$ and $\mathbf{b}(t)$. Thus $\mathbf{p} = \mathbf{a}(s) + d(\mathbf{r}) \frac{\mathbf{b}(t) - \mathbf{a}(s)}{\|\mathbf{b}(t) - \mathbf{a}(s)\|}$, and ∂_x denotes the partial derivative by variable x .

This result yields meaningful depth estimates wherever the derivatives of the light fields are nonzero along the ray. In practice, we sample several rays in a small (s, t) neighborhood of the ray \mathbf{r} and declare depth estimates as invalid if the gradients have high variance—please see the code for implementation details. This occurs when \mathbf{r} hits the object at a point where the surface color is changing, or when \mathbf{r} is a tangent ray. We note that there is a wealth of prior art that could be used to extend this approach to extract *dense* depth maps [48–51].

4.3 Meta-learning with conditional Light Field Networks

We consider a dataset \mathcal{D} consisting of N 3D scenes

$$S_i = \{(\mathbf{I}_j, \mathbf{E}_j, \mathbf{K}_j)\}_{j=1}^K \in \mathbb{R}^{H \times W \times 3} \times SE(3) \times \mathbb{R}^{3 \times 3}, \quad i = 1 \dots N \quad (9)$$

with K images \mathbf{I}_j of each scene taken with cameras with extrinsic parameters \mathbf{E}_j and intrinsic parameters \mathbf{K}_j [55]. Each scene is completely described by the parameters $\phi_i \in \mathbb{R}^\ell$ of its corresponding light field MLP $\Phi_i = \Phi_{\phi_i}$.

Meta-learning and multi-view consistency. In the case of 3D-structured neural scene representations, ray-marching or volumetric rendering naturally ensure multi-view consistency of the reconstructed 3D scene representation. In contrast, a general 4D function $\Phi : \mathcal{L} \rightarrow \mathbb{R}^3$ is not multi-view consistent, as most such functions are not the light fields of any 3D scene. We propose to overcome this challenge by learning a prior over the space of light fields. As we will demonstrate, this prior can also be used to reconstruct an LFN from a single 2D image observation. In this paradigm, differentiable ray-casting is a method to force the light field of a scene to be multi-view consistent, while we *instead impose multi-view consistency by learning a prior over light fields*.

Meta-learning framework. We propose to represent each 3D scene S_i by its own latent vector $\mathbf{z}_i \in \mathbb{R}^k$. Generalizing to new scenes amounts to learning a prior over the space of light fields that is concentrated on the manifold of multi-view consistent light fields of natural scenes. To represent this latent manifold, we utilize a hypernetwork [56, 3]. The hypernetwork is a function, represented as an MLP

$$\Psi : \mathbb{R}^k \rightarrow \mathbb{R}^\ell, \Psi_\psi(\mathbf{z}_i) = \phi_i \quad (10)$$

with parameters ψ which sends the latent code \mathbf{z}_i of the i -th scene to the parameters of the corresponding LFN.

Several reasonable approaches exist to obtain latent codes \mathbf{z}_i . One may leverage a convolutional- or transformer-based image encoder, directly inferring the latent from an image [11, 5], or utilize gradient-based meta-learning [23]. Here, we follow an auto-decoder framework [1, 3] to find the latent codes \mathbf{z}_i , but note that LFNs are in no way constrained to this approach. We do not claim that this particular meta-learning method will out-perform other forms of conditioning, such as gradient-based meta-learning [57, 23] or FILM conditioning [58], but perform a comparison to a conditioning-by-concatenation approach in the appendix. We assume that the latent vectors have

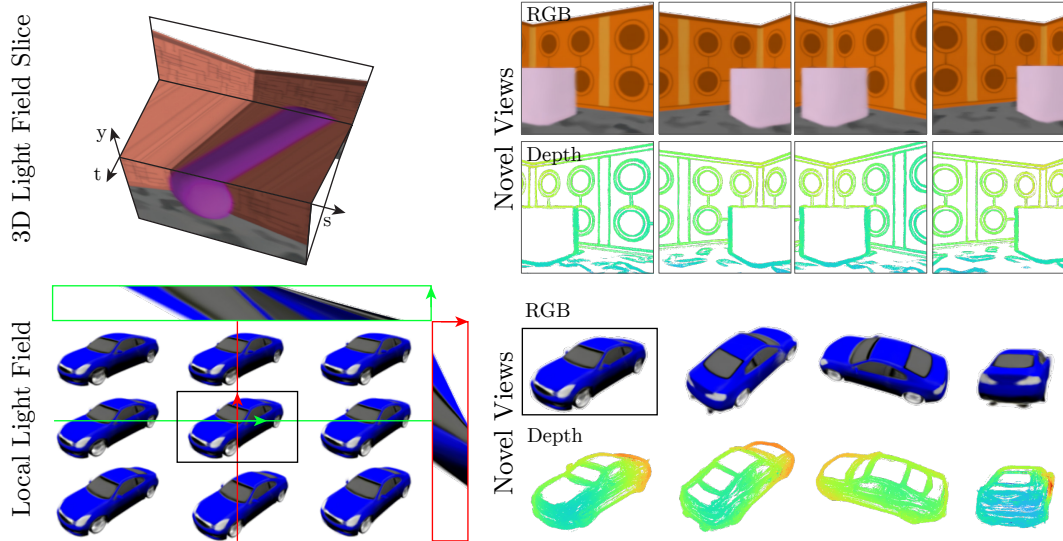


Figure 3: **360-degree light field parameterization.** Top left: 3D slice in the style of the Luminograph [37] of an LFN of a room-scale scene. Bottom left: nearby views of a car as well as vertical (right, red) and horizontal (top, green) Epipolar Plane Images, sampled from an LFN. Reconstructed from training set, 50 and 15 views, respectively. Right: LFNs enable rendering from arbitrary, 360-degree camera perspectives as well as sparse depth map extraction from only a single sample per ray. Please see the supplemental video for more qualitative results.

a Gaussian prior with zero mean and a diagonal covariance matrix. At training time, we jointly optimize the latent parameters \mathbf{z}_i together with the hypernetwork parameters ψ using the objective

$$\arg \min_{\{\mathbf{z}_i\}, \psi} \sum_i \sum_j \|\Theta_{\mathbf{E}_j, \mathbf{K}_j}^{\Phi}(\Psi_{\psi}(\mathbf{z}_i)) - \mathbf{I}_j\|_2^2 + \lambda_{lat} \|\mathbf{z}_i\|_2^2. \quad (11)$$

Here the Θ^{Φ} is the rendering function (Equation 6), the first term is an ℓ_2 loss penalizing the light fields that disagree with the observed images, and the second term enforces the prior over the latent variables. We solve Equation 11 using gradient descent. At test time, we freeze the parameters of the hypernetwork and reconstruct the light field for a new scene S given a *single observation* of the scene $\{(\mathbf{I}, \mathbf{E}, \mathbf{K})\}$ by optimizing, using gradient descent, the latent variable \mathbf{z}_S of the scene, such that the reconstructed light field $\Phi_{\Psi_{\psi}(\mathbf{z}_S)}$ best matches the given observation of the scene:

















$$\mathbf{z}_S = \arg \min_{\mathbf{z}} \|\Theta_{\mathbf{E}, \mathbf{K}}^{\Phi}(\Psi_{\psi}(\mathbf{z})) - \mathbf{I}\|_2^2 + \lambda_{lat} \|\mathbf{z}\|_2^2. \quad (12)$$

Global vs. local conditioning The proposed meta-learning framework globally conditions an LFN on a single latent variable \mathbf{z} . Recent work instead leverages *local* conditioning, where a neural field is conditioned on local features extracted from a context image [26, 6, 27]. In particular, the recently proposed pixelNeRF [6] has achieved impressive results on few-shot novel view synthesis. As we will see, the current formulation of LFNs does *not* outperform pixelNeRF. We note, however, that local conditioning methods solve a *different problem*. Rather than learning a prior over classes of *objects*, local conditioning methods learn priors over *patches*, answering the question “How does this image patch look like from a different perspective?”. As a result, this approach does not learn a latent space of neural scene representations. Rather, scene context is required to be available at test time to reason about the underlying 3D scene, and the representation is not *compact*: the size of the conditioning grows with the number of context observations. In contrast, globally conditioned methods [3, 11, 1, 2] first infer a *global* representation that is invariant to the number of context views and subsequently discard the observations. However, local conditioning enables better generalization due to the shift-equivariance of convolutional neural networks. An equivalent to local conditioning in light fields is non-obvious, and an exciting direction for future work.

Input	SRNs	Ours	GT	Input	SRNs	Ours	GT		
									
									

	Chairs	Cars
SRNs [3]	22.89 / 0.89	22.25 / 0.89
LFN	22.26 / 0.90	22.42 / 0.89

Figure 5: **Class-specific single-shot reconstruction.** LFN performs approximately on par with SRNs [3] in the single-class single-shot reconstruction case, while requiring an order of magnitude fewer network evaluations, memory, and rendering time. Quantitative results report (PSNR, SSIM).

Input	Ours	pixelNeRF	GT	Input	Ours	pixelNeRF	GT		
									
									

	Class-specific	Multi-Class
LFN	22.34 / 0.90	24.95 / 0.87
pixelNeRF	23.45 / 0.91	26.80 / 0.91

Figure 6: **Global vs. local conditioning.** The locally conditioned pixelNeRF outperforms LFNs in single-shot reconstruction, though LFNs require *three orders of magnitude less rendering time and memory*. Qualitatively, for many objects LFNs are on par with pixelNeRF (left), but confuse the object class on others (right). Quantitative results report (PSNR, SSIM). ‘Class-specific’ refers to average over cars and chairs as in Fig. 5 while ‘multi-class’ refers to the average over all ShapeNet classes as in Fig. 1.

on the “cars” class, and worse in PSNR but better in terms of SSIM on the “chairs” class, while requiring an order of magnitude fewer network evaluations and rendering in real-time. We attribute the drop in performance compared to multi-class reconstruction to the smaller dataset size, causing multi-view inconsistency.

Global vs. local conditioning and comparison to pixelNeRF [6]. We investigate the role of global conditioning, where a single latent is inferred to describe the whole scene [3], to local conditioning, where latents are inferred *per-pixel* in a 2D image and leveraged to locally condition a neural implicit representation [26, 27, 6]. We benchmark with the recently proposed pixelNeRF [6]. As noted above (see Section 4.3), local conditioning does *not* infer a compact neural scene representation of the scene. Nevertheless, we provide the comparison here for completeness. See Figure 6 for qualitative and quantitative results. On average, LFNs perform 1dB worse than pixelNeRF in the single-class case, and 2dB worse in the multi-class setting.

Real-time rendering and storage cost. See Table 2 for a quantitative comparison of the rendering complexity of LFN compared with that of volumetric and ray-marching based neural renderers [3, 45, 19, 4, 6]. All clock times were collected for rendering 256×256 images on an NVIDIA RTX 6000 GPU. We further compare the cost of storing a single LFN with the cost of storing a conventional light field. With approximately 400k parameters, a single LFN requires around 1.6 MB of storage, compared to 146 MB required for storing a 360-degree light field at a resolution of $256 \times 256 \times 17 \times 17$ in the six-plane Lumigraph configuration.

Multi-view consistency as a function of training set size. We investigate how multi-view consistency scales with the amount of data that the prior is trained on. Please find this analysis in the supplementary material.

Table 2: **Comparison of rendering complexity.** LFNs require *three orders of magnitude* less compute than volumetric rendering based approaches, and admit real-time rendering. Please see Table of supplemental material for comparison on larger images based on data in []

	LFNs	SRNs [3]	pixelNeRF [6]
# evaluations per ray	1	11	192
clock time for 256×256 image (ms)	2.1	120	30e3

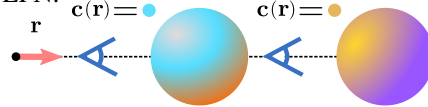


Figure 7: **Geometry reconstruction with LFNs.** By backprojecting extracted depth into 3D, LFNs enable reconstruction of 3D pointclouds (left). For rays where depth is valid, LFNs achieve lower mean L1 depth error than Scene Representation Networks (right).

Overfitting of single 3D scenes. We investigate overfitting a single 3D scene with a Light Field Network with positional encodings / sinusoidal activations [24, 61]. Please find this analysis in the supplementary material.

Evaluation of Reconstructed Geometry. We investigate the quality of the geometry that can be computed from an LFN via Eq. 8. For every sample in the class-specific single-shot reconstruction experiment, we extract its per-view sparse depth map. We then backproject depth maps from four views into 3D to reconstruct a point cloud, and benchmark mean L1 error on valid depth estimates with Scene Representation Networks [3]. Fig. 7 displays qualitative and quantitative results. Qualitatively, point clouds succeed in capturing fine detail such as the armrests of chairs. Quantitatively, LFNs outperform SRNs on both cars and chairs. We note that LFNs have a slight advantage in this comparison, as we can only benchmark on the sparse depth values, for which LFNs have high confidence. This includes occlusion boundaries, which are areas where the sphere-tracing based SRNs incur high error, as it is forced to take smaller and smaller steps and may not reach the surface. We highlight that we do not claim that the proposed method is competitive with methods designed for geometry reconstruction in particular, but that we only report this to demonstrate that the proposed method is capable to extract valid depth estimates from an LFN.

Limitations. First, as every existing light field approach, LFNs store only one color per oriented ray, which makes rendering views from cameras placed in between occluding objects challenging, even if the information may still be stored in the light field. Second, though we outperform globally-conditioned methods, we currently do not outperform the locally conditioned pixelNeRF. Finally, as opposed to 3D-structured representations, LFNs do not enforce strict multi-view consistency, and may be inconsistent in the case of small datasets.



6 Discussion and Conclusion

We have proposed Light Field Networks, a novel neural scene representation that directly parameterizes the full 360-degree, 4D light field of a 3D scene via a neural implicit representation. This enables both real-time neural rendering with a *single* evaluation of the neural scene representation per ray, as well as sparse depth map extraction without ray-casting. Light Field Networks outperform globally conditioned baselines in single-shot novel view synthesis, while being three orders of magnitude faster and less memory-intensive than current volumetric rendering approaches. Exciting avenues for future work include combining LFNs with local conditioning, which would enable stronger out-of-distribution generalization, studying the learning of non-Lambertian scenes, and enabling camera placement in obstructed 3D space. With this work, we make important contributions to the emerging fields of neural rendering and neural scene representations, with exciting applications across computer vision, computer graphics, and robotics.

Societal Impacts. Potential improvements extending our work on few-observation novel view synthesis could enable abuse by decreasing the cost of non-consensual impersonations. We refer the reader to a recent review of neural rendering [22] for an in-depth discussion of this topic.

Acknowledgements and Disclosure of Funding

This work is supported by the NSF under Cooperative Agreement PHY-2019786 (The NSF AI Institute for Artificial Intelligence and Fundamental Interactions, <http://iaifi.org/>), ONR under 1015

G TA243/N00014-16-1-2007 (Understanding Scenes and Events through Joint Parsing, Cognitive Reasoning and Lifelong Learning), Mitsubishi under 026455-00001 (Building World Models from some data through analysis by synthesis), DARPA under CW3031624 (Transfer, Augmentation and Automatic Learning with Less Labels), as well as the Singapore DSTA under DST00OECI20300823 (New Representations for Vision). We thank Andrea Tagliasacchi, Tomasz Malisiewicz, Prafull Sharma, Ludwig Schubert, Kevin Smith, Bernhard Egger, Christian Richardt, Manuel Rey Area, and Jürgen and Susanne Sitzmann for interesting discussions and feedback, and Alex Yu for kindly sharing the outputs of pixelNeRF and baselines with us.

References

- [1] Jeong Joon Park, Peter Florence, Julian Straub, Richard Newcombe, and Steven Lovegrove. Deepsdf: Learning continuous signed distance functions for shape representation. In *Proc. CVPR*, 2019.
- [2] Lars Mescheder, Michael Oechsle, Michael Niemeyer, Sebastian Nowozin, and Andreas Geiger. Occupancy networks: Learning 3d reconstruction in function space. In *Proc. CVPR*, 2019.
- [3] Vincent Sitzmann, Michael Zollhöfer, and Gordon Wetzstein. Scene representation networks: Continuous 3d-structure-aware neural scene representations. In *Proc. NeurIPS 2019*, 2019.
- [4] Ben Mildenhall, Pratul P Srinivasan, Matthew Tancik, Jonathan T Barron, Ravi Ramamoorthi, and Ren Ng. Nerf: Representing scenes as neural radiance fields for view synthesis. In *Proc. ECCV*, 2020.
- [5] Michael Niemeyer, Lars Mescheder, Michael Oechsle, and Andreas Geiger. Differentiable volumetric rendering: Learning implicit 3d representations without 3d supervision. In *Proc. CVPR*, 2020.
- [6] Alex Yu, Vickie Ye, Matthew Tancik, and Angjoo Kanazawa. pixelnerf: Neural radiance fields from one or few images. *Proc. CVPR*, 2020.
- [7] Ben Mildenhall, Pratul P Srinivasan, Rodrigo Ortiz-Cayon, Nima Khademi Kalantari, Ravi Ramamoorthi, Ren Ng, and Abhishek Kar. Local light field fusion: Practical view synthesis with prescriptive sampling guidelines. *ACM Transactions on Graphics (TOG)*, 38(4):1–14, 2019.
- [8] Shuaifeng Zhi, Tristan Laidlow, Stefan Leutenegger, and Andrew J Davison. In-place scene labelling and understanding with implicit scene representation. *arXiv preprint arXiv:2103.15875*, 2021.
- [9] A. Kohli, V. Sitzmann, and G. Wetzstein. Semantic Implicit Neural Scene Representations with Semi-supervised Training. In *Proc. 3DV*, 2020.
- [10] Edgar Sucar, Shikun Liu, Joseph Ortiz, and Andrew J Davison. imap: Implicit mapping and positioning in real-time. *arXiv preprint arXiv:2103.12352*, 2021.
- [11] Adam R Kosiorek, Heiko Strathmann, Daniel Zoran, Pol Moreno, Rosalia Schneider, Soňa Mokrá, and Danilo J Rezende. Nerf-vae: A geometry aware 3d scene generative model. *arXiv preprint arXiv:2104.00587*, 2021.
- [12] Daniel E Worrall, Stephan J Garbin, Daniyar Turmukhambetov, and Gabriel J Brostow. Interpretable transformations with encoder-decoder networks. In *Proc. ICCV*, volume 4, 2017.
- [13] SM Ali Eslami, Danilo Jimenez Rezende, Frederic Besse, Fabio Viola, Ari S Morcos, Marta Garnelo, Avraham Ruderman, Andrei A Rusu, Ivo Danihelka, Karol Gregor, et al. Neural scene representation and rendering. *Science*, 360(6394):1204–1210, 2018.
- [14] Vincent Sitzmann, Justus Thies, Felix Heide, Matthias Nießner, Gordon Wetzstein, and Michael Zollhöfer. Deepvoxels: Learning persistent 3d feature embeddings. In *Proc. CVPR*, 2019.
- [15] Hsiao-Yu Fish Tung, Ricson Cheng, and Katerina Fragkiadaki. Learning spatial common sense with geometry-aware recurrent networks. *Proc. CVPR*, 2019.
- [16] Thu H Nguyen-Phuoc, Chuan Li, Stephen Balaban, and Yongliang Yang. RenderNet: A deep convolutional network for differentiable rendering from 3d shapes. In *Proc. NIPS*. 2018.
- [17] Jun-Yan Zhu, Zhoutong Zhang, Chengkai Zhang, Jiajun Wu, Antonio Torralba, Josh Tenenbaum, and Bill Freeman. Visual object networks: image generation with disentangled 3d representations. In *Proc. NIPS*, pages 118–129, 2018.
- [18] Thu Nguyen-Phuoc, Chuan Li, Lucas Theis, Christian Richardt, and Yong-Liang Yang. Hologan: Unsupervised learning of 3d representations from natural images. In *Proc. ICCV*, 2019.
- [19] Stephen Lombardi, Tomas Simon, Jason Saragih, Gabriel Schwartz, Andreas Lehrmann, and Yaser Sheikh. Neural volumes: Learning dynamic renderable volumes from images. *arXiv preprint arXiv:1906.07751*, 2019.
- [20] Danilo Jimenez Rezende, S. M. Ali Eslami, Shakir Mohamed, Peter Battaglia, Max Jaderberg, and Nicolas Heess. Unsupervised learning of 3d structure from images. In *Proc. NIPS*. 2016.

- [21] Yiheng Xie, Towaki Takikawa, Shunsuke Saito, Or Litany, Shiqin Yan, Numair Khan, Federico Tombari, James Tompkin, Vincent Sitzmann, and Srinath Sridhar. Neural fields in visual computing and beyond. In *arXiv*, 2021.
- [22] Ayush Tewari, Ohad Fried, Justus Thies, Vincent Sitzmann, Stephen Lombardi, Kalyan Sunkavalli, Ricardo Martin-Brualla, Tomas Simon, Jason Saragih, Matthias Nießner, et al. State of the art on neural rendering. In *Computer Graphics Forum*, volume 39, pages 701–727. Wiley Online Library, 2020.
- [23] Vincent Sitzmann, Eric R Chan, Richard Tucker, Noah Snavely, and Gordon Wetzstein. Metasdf: Meta-learning signed distance functions. *Proc. NeurIPS*, 2020.
- [24] Vincent Sitzmann, Julien N.P. Martel, Alexander W. Bergman, David B. Lindell, and Gordon Wetzstein. Implicit neural representations with periodic activation functions. In *Proc. NeurIPS*, 2020.
- [25] Konstantinos Rematas, Ricardo Martin-Brualla, and Vittorio Ferrari. Sharf: Shape-conditioned radiance fields from a single view. In *Proc. ICML*, 2021.
- [26] Shunsuke Saito, Zeng Huang, Ryota Natsume, Shigeo Morishima, Angjoo Kanazawa, and Hao Li. Pifu: Pixel-aligned implicit function for high-resolution clothed human digitization. In *Proc. ICCV*, pages 2304–2314, 2019.
- [27] Alex Trevithick and Bo Yang. Grf: Learning a general radiance field for 3d scene representation and rendering. *arXiv preprint arXiv:2010.04595*, 2020.
- [28] Christian Reiser, Songyou Peng, Yiyi Liao, and Andreas Geiger. Kilonerf: Speeding up neural radiance fields with thousands of tiny mlps. *arXiv preprint arXiv:2103.13744*, 2021.
- [29] Alex Yu, Ruilong Li, Matthew Tancik, Hao Li, Ren Ng, and Angjoo Kanazawa. Plenotrees for real-time rendering of neural radiance fields. *arXiv preprint arXiv:2103.14024*, 2021.
- [30] Lingjie Liu, Jiatao Gu, Kyaw Zaw Lin, Tat-Seng Chua, and Christian Theobalt. Neural sparse voxel fields. *Proc. NeurIPS*, 2020.
- [31] David B Lindell, Julien NP Martel, and Gordon Wetzstein. Autoint: Automatic integration for fast neural volume rendering. *Proc. CVPR*, 2020.
- [32] Thomas Neff, Pascal Stadlbauer, Mathias Parger, Andreas Kurz, Chakravarty R Alla Chaitanya, Anton Kaplanyan, and Markus Steinberger. Donerf: Towards real-time rendering of neural radiance fields using depth oracle networks. *arXiv e-prints*, pages arXiv–2103, 2021.
- [33] Petr Kellnhofer, Lars Jebe, Andrew Jones, Ryan Spicer, Kari Pulli, and Gordon Wetzstein. Neural lumigraph rendering. *Proc. CVPR*, 2021.
- [34] Edward H Adelson, James R Bergen, et al. *The plenoptic function and the elements of early vision*, volume 2. Vision and Modeling Group, Media Laboratory, Massachusetts Institute of Technology, 1991.
- [35] Edward H Adelson and John YA Wang. Single lens stereo with a plenoptic camera. *IEEE transactions on pattern analysis and machine intelligence*, 14(2):99–106, 1992.
- [36] Marc Levoy and Pat Hanrahan. Light field rendering. In *Proc. SIGGRAPH*, 1996.
- [37] Steven J Gortler, Radek Grzeszczuk, Richard Szeliski, and Michael F Cohen. The lumigraph. In *Proc. SIGGRAPH*, 1996.
- [38] Chris Buehler, Michael Bosse, Leonard McMillan, Steven Gortler, and Michael Cohen. Unstructured lumigraph rendering. In *Proceedings of the 28th annual conference on Computer graphics and interactive techniques*, pages 425–432, 2001.
- [39] Ren Ng et al. *Digital light field photography*, volume 7. stanford university Stanford, 2006.
- [40] Suren Vagharshakyan, Robert Bregovic, and Atanas Gotchev. Light field reconstruction using shearlet transform. *Proc. PAMI*, 40(1):133–147, 2017.
- [41] Lixin Shi, Haitham Hassanieh, Abe Davis, Dina Katabi, and Fredo Durand. Light field reconstruction using sparsity in the continuous fourier domain. *ACM Transactions on Graphics (TOG)*, 34(1):1–13, 2014.
- [42] Anat Levin and Fredo Durand. Linear view synthesis using a dimensionality gap light field prior. In *Proc. CVPR*, pages 1831–1838. IEEE, 2010.
- [43] Nima Khademi Kalantari, Ting-Chun Wang, and Ravi Ramamoorthi. Learning-based view synthesis for light field cameras. *ACM Trans. Graph. (SIGGRAPH Asia)*, 35(6):193, 2016.
- [44] Mojtaba Berman, Karol Myszkowski, Hans-Peter Seidel, and Tobias Ritschel. X-fields: Implicit neural view-, light- and time-image interpolation. *Proc. SIGGRAPH Asia 2020*, 39(6), 2020.
- [45] Lior Yariv, Yoni Kasten, Dror Moran, Meirav Galun, Matan Atzmon, Basri Ronen, and Yaron Lipman. Multiview neural surface reconstruction by disentangling geometry and appearance. *Proc. NeurIPS*, 2020.
- [46] Qiangeng Xu, Weiyue Wang, Duygu Ceylan, Radomír Mech, and Ulrich Neumann. DISN: deep implicit surface network for high-quality single-view 3d reconstruction. In *Proc. NIPS*, 2019.

- [47] Robert C Bolles, H Harlyn Baker, and David H Marimont. Epipolar-plane image analysis: An approach to determining structure from motion. *Proc. IJCV*, 1(1):7–55, 1987.
- [48] Don Dansereau and Len Bruton. Gradient-based depth estimation from 4d light fields. In *Proc. IEEE International Symposium on Circuits and Systems*, volume 3, pages III–549. IEEE, 2004.
- [49] Ivana Tosic and Kathrin Berkner. Light field scale-depth space transform for dense depth estimation. In *Proceedings of the IEEE Conference on Computer Vision and Pattern Recognition Workshops*, pages 435–442, 2014.
- [50] Changil Kim, Henning Zimmer, Yael Pritch, Alexander Sorkine-Hornung, and Markus H Gross. Scene reconstruction from high spatio-angular resolution light fields. *ACM Transactions on Graphics (TOG)*, 32(4):73–1, 2013.
- [51] Lipeng Si and Qing Wang. Dense depth-map estimation and geometry inference from light fields via global optimization. In *Asian Conference on Computer Vision*, pages 83–98. Springer, 2016.
- [52] Yan-Bin Jia. Plücker coordinates for lines in the space. *Problem Solver Techniques for Applied Computer Science, Com-S-477/577 Course Handout*. Iowa State University, <https://faculty.sites.iastate.edu/jia/files/inline-files/plucker-coordinates.pdf>, 2020.
- [53] Bernd Krolla, Maximilian Diebold, Bastian Goldlücke, and Didier Stricker. Spherical light fields. In *Proc. BMVC*, 2014.
- [54] Insung Ihm, Sanghoon Park, and Rae Kyoung Lee. Rendering of spherical light fields. In *Proceedings The Fifth Pacific Conference on Computer Graphics and Applications*, pages 59–68, 1997.
- [55] Richard Hartley and Andrew Zisserman. *Multiple View Geometry in Computer Vision*. Cambridge University Press, 2nd edition, 2003.
- [56] David Ha, Andrew Dai, and Quoc V Le. Hypernetworks. In *Proc. ICLR*, 2017.
- [57] Chelsea Finn, Pieter Abbeel, and Sergey Levine. Model-agnostic meta-learning for fast adaptation of deep networks. In *Proceedings of the 34th International Conference on Machine Learning - Volume 70, ICML’17*, page 1126–1135. JMLR.org, 2017.
- [58] Ethan Perez, Florian Strub, Harm de Vries, Vincent Dumoulin, and Aaron C. Courville. Film: Visual reasoning with a general conditioning layer. In *AAAI*, 2018.
- [59] Angel X Chang, Thomas Funkhouser, Leonidas Guibas, Pat Hanrahan, Qixing Huang, Zimo Li, Silvio Savarese, Manolis Savva, Shuran Song, Hao Su, et al. Shapenet: An information-rich 3d model repository. *arXiv preprint arXiv:1512.03012*, 2015.
- [60] Hiroharu Kato, Yoshitaka Ushiku, and Tatsuya Harada. Neural 3d mesh renderer. In *Proc. CVPR*, pages 3907–3916, 2018.
- [61] Matthew Tancik, Pratul P Srinivasan, Ben Mildenhall, Sara Fridovich-Keil, Nithin Raghavan, Utkarsh Singhal, Ravi Ramamoorthi, Jonathan T Barron, and Ren Ng. Fourier features let networks learn high frequency functions in low dimensional domains. In *Proc. NeurIPS*, 2020.

Light Field Networks: Neural Scene Representations with Single-Evaluation Rendering

–Supplementary Material–

Vincent Sitzmann^{1,*}
sitzmann@mit.edu

Semon Rezhikov^{2,*}
skr@math.columbia.edu

William T. Freeman^{1,3}
billf@mit.edu

Joshua B. Tenenbaum^{1,4,5}
jbt@mit.edu

Frédo Durand¹
fredo@mit.edu

¹MIT CSAIL ²Columbia University ³IAFI ⁴MIT BCS ⁵CBMM
vsitzmann.github.io/lfns/

Contents

1	Additional results on the local two-plane parameterization	2
2	Reproducibility	3
2.1	Hardware	3
2.2	Architecture Details	3
2.3	360-degree light field reconstruction experiments (Figure 5)	3
2.4	Multi-class single shot reconstruction	3
2.5	Single-class single shot reconstruction	4
3	Additional Results	4
4	References	6

*These authors contributed equally to this work.

1 Additional results on the local two-plane parameterization

In this section, we derive Proposition 1 of the paper. We recall here that the Plucker coordinates parameterize the space \mathcal{L} of oriented lines in \mathbb{R}^3 as the set of tuples

$$\mathcal{L} = \{(\mathbf{d}, \mathbf{w}) \mid \mathbf{d}, \mathbf{w} \in \mathbb{R}^3; \mathbf{d} \cdot \mathbf{w} = 0, \|\mathbf{d}\| = 1\}. \quad (1)$$

The line through \mathbf{x} in direction \mathbf{d} (with $\|\mathbf{d}\| = 1$), i.e. the line $\overrightarrow{\mathbf{x}, \mathbf{x} + \mathbf{d}}$, has normalized Plucker coordinates

$$(\mathbf{d}, \mathbf{x} \times (\mathbf{x} + \mathbf{d})) = (\mathbf{d}, \mathbf{x} \times \mathbf{d}).$$

If the direction vector \mathbf{d} is not normalized, we can still compute Plucker coordinates as above; to normalize the coordinates we must apply the normalization operator

$$N(\mathbf{d}, \mathbf{w}) = (\mathbf{d}, \mathbf{w}) / \|\mathbf{d}\|. \quad (2)$$

Thus the ray $\overrightarrow{\mathbf{a}(s)\mathbf{b}(t)}$ has (unnnormalized) Plucker coordinates

$$v(s, t) = (\mathbf{b} - \mathbf{a}, \mathbf{a} \times \mathbf{b}). \quad (3)$$

Proof of Proposition 1. Given two coplanar lines

$$\mathbf{a}(s) = \mathbf{x} + s\mathbf{d} \text{ and } \mathbf{b}(t) = \mathbf{x}' + t\mathbf{d} \quad (4)$$

we write

$$\mathbf{c}(s, t) = \Phi \left(\frac{\mathbf{b} - \mathbf{a}}{\|\mathbf{b} - \mathbf{a}\|}, \frac{\mathbf{a} \times \mathbf{b}}{\|\mathbf{b} - \mathbf{a}\|} \right) = \Phi(N(v(s, t))) \quad (5)$$

for the color of the ray $\ell = \overrightarrow{\mathbf{a}(s)\mathbf{b}(t)}$ described by the LFN Φ . Suppose ℓ captures the color of a point \mathbf{p} in a 3D scene. For a Lambertian scene, if the ray is not a tangent ray, $\mathbf{c}(s, t)$ should be constant near ℓ along the line in the (s, t) plane corresponding to the family of rays through \mathbf{p} . Therefore, the gradient $\nabla_{s,t}\mathbf{c}(s, t)$ is orthogonal to this line in the (s, t) plane.

Write J for the matrix of rotation by 90 degrees, i.e. $[0, -1; 1, 0]$. Thus at non-tangent lines, $J\nabla_{s,t}\mathbf{c}(s, t)$ will point along the family of rays through \mathbf{p} .

We write D for the distance between the lines \mathbf{a} and \mathbf{b} ; so $D = \|\mathbf{x}' - \mathbf{x}\|$ for \mathbf{a}, \mathbf{b} as in (4). Let $\mathbf{a}_0, \mathbf{b}_0$ be the closest points to \mathbf{p} on $\mathbf{a}(s)$ and $\mathbf{b}(t)$, respectively. Write $\mathbf{a}_1 = \mathbf{a}(s)$ and $\mathbf{b}_1 = \mathbf{b}(t)$ for the intersection of ℓ with \mathbf{a}, \mathbf{b} ; then a nearby ray on the pencil of rays through \mathbf{p} is given by $\ell' = \overrightarrow{\mathbf{a}'_1\mathbf{b}'_1}$ for some $\mathbf{a}'_1 = \mathbf{a}(s - \delta s), \mathbf{b}'_1 = \mathbf{b}(t + \delta t)$. We have similar triangles $\triangle \mathbf{p}\mathbf{a}_0\mathbf{a}_1, \triangle \mathbf{p}\mathbf{a}_0\mathbf{a}'_1, \triangle \mathbf{p}\mathbf{b}_0\mathbf{b}_1$, and $\triangle \mathbf{p}\mathbf{b}_0\mathbf{b}'_1$. Since the (s, t) coordinates of ℓ' differ from the (s, t) coordinates of ℓ by a multiple of $J\nabla_{s,t}\mathbf{c}(s, t)$, the similarity relationships between the triangles above imply that

$$\frac{\delta s}{\delta t} = \frac{-(J\nabla\mathbf{c})_s}{(J\nabla\mathbf{c})_t} = \frac{d}{D - d}.$$

This simplifies to

$$\frac{\partial_t \mathbf{c}}{\partial_s \mathbf{c}} = \frac{d}{D - d}.$$

Rearranging, we have

$$d = D \frac{\partial_t \mathbf{c}}{\partial_s \mathbf{c} + \partial_t \mathbf{c}}. \quad (6)$$

□

Let δ be the distance from $\mathbf{a}(s)$ to \mathbf{p} ; then $\delta = \sqrt{s^2 + d^2}$.

Let's now describe how to get an estimate of a point generating the color of a ray in Plucker coordinates. Say we have (normalized) Plucker coordinates (\mathbf{d}, \mathbf{w}) . Write $\mathbf{x} = \mathbf{d} \times \mathbf{w}$; this is the closest point on the line $\ell_{(\mathbf{d}, \mathbf{w})}$ to the origin. Now choose auxiliary \mathbf{d}' with $\|\mathbf{d}'\| = 1$. (Ideally \mathbf{d} is

not close to \mathbf{d}' .) Write $\mathbf{x}' = \mathbf{x} + D\mathbf{d}$ for some positive number D . Then we consider the two-plane parametrization through

$$\mathbf{a}(s) = \mathbf{x} + s\mathbf{d}', \mathbf{b}(t) = \mathbf{x}' + t\mathbf{d}' \quad (7)$$

Define \mathbf{c} via (5) where we define v as in (3) using \mathbf{a}, \mathbf{b} as in (7). The line $\overrightarrow{\mathbf{x}, \mathbf{x} + \mathbf{d}} = \ell_{(\mathbf{d}, \mathbf{w})}$ intersects $\mathbf{a}(s)$ at $\mathbf{x} = \mathbf{a}(0)$ and intersects $\mathbf{b}(t)$ at $\mathbf{x}' = \mathbf{x} + D\mathbf{d} = \mathbf{b}(0)$. Compute $\partial_s \mathbf{c}, \partial_t \mathbf{c}$ — a procedure that involves computing analytical derivatives of the neural network Φ — then compute $d(s, t)$ via (6), and then

$$\mathbf{p} = \mathbf{x} + \delta(0, 0)\mathbf{d}.$$

2 Reproducibility

In the following, we provide all the details necessary to reproduce the experiments outlined in the paper. *All code and datasets will be made publicly available.*

2.1 Hardware

Each model was separately trained on a single NVIDIA RTX 6000 GPU with 24 GB of memory. Overall, we used up to 4 GPUs in parallel.

2.2 Architecture Details

All LFNs are implemented as six-layer fully connected neural networks with ReLU nonlinearities and 256 hidden units per layer. Before each layer, we leverage layer normalization *without affine transforms*, i.e., no additional parameters are introduced. All hypernetworks are implemented as three-layer fully connected neural networks with ReLU nonlinearities and layer normalization *with* affine transform. The hidden layer size of the hypernetworks is 256. Thus, the parameter ℓ in Equation 10 of the main text is $\sim 400,000$. The size of latent codes \mathbf{z} is 256.

2.3 360-degree light field reconstruction experiments (Figure 5)

Cars dataset. We use the dataset proposed by Sitzmann et al. [9], hosted by the authors of pixelNeRF [11] under <https://drive.google.com/drive/folders/1PsT3uKwqHHD2bEEHkIXB99AlIjtmrEiR>.

Rooms dataset. Using the assets provided by the authors of GQN [2], hosted under https://github.com/deepmind/lab/tree/master/assets/textures/map/lab_games and a modified version of the Blender Shapenet rendering script hosted under https://github.com/vsitzmann/shapenet_renderer/blob/master/shapenet_spherical_renderer.py, we rendered 10,000 rooms. The rooms have a sidelength of 7. Cameras are placed exclusively in the center 2×2 square of the room. Objects are placed exclusively in the outer 1.5 perimeter of the room, such that the *camera is only placed in unobstructed free space*. Colors and types of objects are chosen at random. Every room features between 1 and 5 objects. We render 30 observations per room.

Experiment Details. We train separate models for the “cars” and “rooms” classes. We train in two resolution stages. First, at a resolution of 64×64 and a batch size of 300, then, at a batch size of 75 at a resolution of 128×128 until convergence for a total of approx. 3 days, both using the ADAM optimizer with a step size of 10^{-4} . We choose the parameter λ_{lat} as $1e2$. At test time, we freeze the network parameters, initialize all latent codes to the prior mean (i.e., all zeros), and optimize the latent codes until convergence. Hyperparameters were discovered via unstructured search.

2.4 Multi-class single shot reconstruction

Dataset. We use the dataset proposed by Kato et al. [3], available for download under https://s3.eu-central-1.amazonaws.com/avg-projects/differentiable_

[volumetric_rendering/data/NMR_Dataset.zip](#) (hosted by the authors of Differentiable Volumetric Rendering [5]).

Experiment Details. We train a single model on all 13 classes. We train until convergence (approx. two days) at a resolution of 64×64 and a batch size of 300 until convergence for a total of approx. 3 days using the ADAM optimizer with a step size of 10^{-4} . We choose the parameter λ_{lat} as $1e2$. At test time, we freeze the network parameters, initialize all latent codes to the prior mean (i.e., all zeros), and optimize the latent codes until convergence. Leveraging an aggressive learning rate schedule, auto-decoding converges within 200 iterations or approximately 1 second for a batch of 300 shapes. Hyperparameters were discovered via unstructured search.

2.5 Single-class single shot reconstruction

Dataset. We use the dataset proposed by Sitzmann et al. [9], hosted by the authors of pixelNeRF [11] under <https://drive.google.com/drive/folders/1PsT3uKwqHHD2bEEHkIXB99AlIjtmrEiR>.

Experiment Details. We train separate models for the “cars” and “chairs” classes. We train in two resolution stages. First, at a resolution of 64×64 and a batch size of 300 for 200k steps, then, at a batch size of 75 at a resolution of 128×128 until convergence (total approx. 3 days), both using the ADAM optimizer with a step size of 10^{-4} . We choose the parameter λ_{lat} as $1e2$. At test time, we freeze the network parameters, initialize all latent codes to the prior mean (i.e., all zeros), and optimize the latent codes until convergence, as in the multi-class single-shot experiment. Hyperparameters were discovered via unstructured search.

3 Additional Results

In fig. 1 we show novel views of training set objects together with extracted epipolar plane images and depth maps. Please see the supplemental video for extensive qualitative results.

In Table 1 we show additional results comparing rendering complexity of LFNs to other existing methods, for larger, 800×800 pixel images.

Comparison to conditioning-by-concatenation. We performed an ablation study comparing hypernetworks to the simpler alternative of conditioning via concatenation. We parameterized the LFN identically to the MLPs in pixelNeRF and DVR: A 5-layer, fully-connected residual MLP with ReLU activations and 512 hidden units. The latent code was directly concatenated to the input ray coordinate. The remaining experimental settings were identical to those in Section 2.4 above. Both methods were trained for approximately 3 days on a single RTX 6000 GPU. In this setting, conditioning via concatenation yields significantly worse performance, as shown in Table 2. This is in line with the insight from Pi-GAN [1], where FiLM-conditioning [6], which is an intermediate between a hypernetwork and conditioning via concatenation, was found to perform significantly better than conditioning via concatenation. Similarly, Facebook AI has found the hypernetwork-conditioned SRN to outperform concatenation-conditioned DVR and NeRF alternatives (see minute 16:30 of video associated to [7]). We further note that conditioning via concatenation is a special case of a hypernetwork, namely a single linear layer outputting the biases of the first LFN layer - see for instance appendix of [8] for a proof.

We note that we do not claim that the proposed method of conditioning is superior to any other method of conditioning. Rather, the proposed LFN framework is compatible with any conditioning method. We merely argue that to learn multi-view consistent light fields, we require some form of meta-learning, and see the analysis of the optimal conditioning method as an avenue for future work.

Ablating overfitting vs. generalization. To validate our claim that meta-learning on a dataset of 3D shapes enables consistent novel view synthesis on test objects by learning a multi-view consistency prior in light-fields, we benchmarked PSNR of novel views on 10 objects in the 10 set, reconstructed from a single observation using models trained on 1, 10, 100, 1k, and up to 2500 shapes, both in the single-class and multi-class settings. Experimental settings are as in Sections 2.4 and 2.5. Please

see Table 3 for results. The trend in PSNR is consistent improvement, suggesting that additional training-set objects would likely improve performance further.

We further note that meta-learning across a dataset of 3D scenes serves two distinct roles: learning a space of multi-view consistent light fields, and learning a prior over 3D scenes to enable few-shot reconstruction. To better disentangle these two roles, we ran a second experiment. For each instance in the training set, which was drawn from the ShapeNet chair class, we randomly picked 5 views, such that on average, almost every surface point of each chair has been observed, but not every oriented ray. I.e., while the 3D surfaces of the chairs are densely sampled, their light fields are not. We trained LFNs on 10, 100, 1000, and all (4.5k) chair instances, including the 10 chairs previously mentioned, and evaluated view synthesis performance in PSNR on a held-out set of novel views for each of these 10 chairs. This tests only the first property of the meta-learning approach - i.e., how the meta-learning learns multi-view consistency as an abstract property - without entangling it with the capability to perform few-shot reconstruction. Experimental parameters were as in 2.5. Please see Table 4 for results. The performance similarly improves logarithmically.

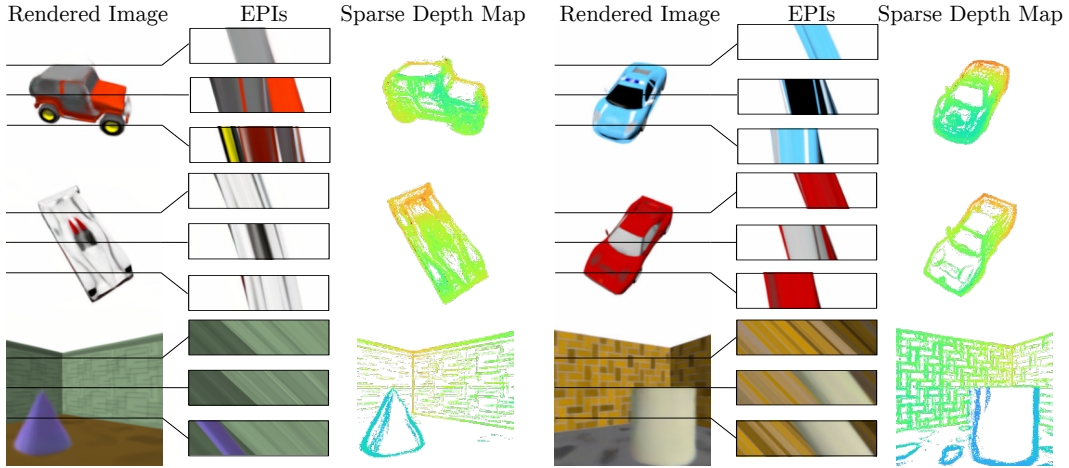


Figure 1: Novel views of cars and rooms with Epipolar Plane Images and depth maps.

Table 1: **Comparison of rendering complexity, continued.** Data for all architectures aside from LFN taken from [7]; see 17:00 of associated video.

	LFNs	SRNs [9]	DVR [5]	IDR [10]	NeRF [4]
clock time for 800×800 image (ms)	20.5	1e3	9e4	1e5	2e4

Table 2: **Comparison of meta-learning approach.** We compared conditioning via a hypernetwork, used in the paper, to conditioning-by-concatenation (CvC below) in the 13-class ShapeNet dataset. All results are PSNR in dB.

Method	plane	bench	cbnt.	car	chair	disp.	lamp	spkr.	rifle	sofa	table	phone	boat	mean
Hypernetwork	29.95	23.21	25.91	28.04	22.94	20.64	24.56	22.54	27.50	25.15	24.58	22.21	27.16	24.95
CvC	24.08	19.43	21.01	23.57	19.81	17.47	19.05	19.40	22.24	20.85	19.81	17.64	24.02	20.64

Overfitting a densely sampled 3D scene. We demonstrate that LFNs can in principle represent high-frequency information. We fit an LFN to all the views of the “Fern” scene from the NeRF [4] dataset, which consists of photos of a real-world scene captured with a DSLR camera. We add positional encodings to the plucker embedding, following NeRF. Please see qualitative results in Fig 2, as well as the supplemental video. LFNs succeed in reproducing all context images perfectly, proving that in principle, an LFN is capable of parameterizing realistic, 4d high-frequency content. As expected, rendering out the intermediate views leads to basically random images, please see this video, as there is no mechanism to enforce multi-view consistency, in contrast to the experiments in the paper, where this prior was learnt using meta-learning. We note that fundamentally, there are

Table 3: **Multi-view consistency vs. training set size.** As we scale the size of the training set, the multi-view consistency prior improves consistently, both in the single-class and multi-class setting. All results are PSNR in dB. Top row denotes number of object instances in the training set. The cars dataset contains approximately 2500 objects, while the NMR dataset contains approximately 2000 objects per class.

Dataset	1	10	100	1k	all
Cars (Single-class)	16.21	18.98	20.76	23.09	23.56
NMR (Multi-Class)	18.03	19.77	20.82	23.87	24.95

Table 4: **Disentangling multi-view consistency vs. object prior.** Columns indicate number of instances of chair ShapeNet class. Each LFN was trained on 5 random views of each instance and evaluated on 10 novel views of a fixed subset of 10 training set chairs.

	10	100	1k	all
PSNR (dB) on novel views	15.88	16.83	19.12	22.15



Figure 2: **Overfitting a single 3D scene.** We overfit an LFN on the context views of the “Fern” scene from NeRF [4]. Context views are reproduced almost perfectly, demonstrating that an LFN can in principle fit high-frequency detail (left). Rendering out intermediate views with unobserved rays fails, as no multi-view consistency prior is enforced (right).

two different regimes of interest. (1) The overfitting regime, where a neural scene representation is fit to a 3D scene that is completely observed, i.e., every surface point is observed enough times to enable triangulation. (2) The prior-based reconstruction regime, where we aim to reconstruct a 3D scene given incomplete observations. We note that problem (2) is of great interest in the field of artificial intelligence, where we regularly infer neural scene representations from incomplete observations. LFNs are immediately applicable to this regime, opening avenues of future work in scene understanding, scene decomposition, reinforcement learning (where a tractable inverse graphics model is of critical importance), etc.

4 References

- [1] E. R. Chan, M. Monteiro, P. Kellnhofer, J. Wu, and G. Wetzstein. pi-gan: Periodic implicit generative adversarial networks for 3d-aware image synthesis. *Proc. CVPR*, 2020.
- [2] S. A. Eslami, D. J. Rezende, F. Besse, F. Viola, A. S. Morcos, M. Garnelo, A. Ruderman, A. A. Rusu, I. Danihelka, K. Gregor, et al. Neural scene representation and rendering. *Science*, 360(6394):1204–1210, 2018.
- [3] H. Kato, Y. Ushiku, and T. Harada. Neural 3d mesh renderer. In *Proc. CVPR*, pages 3907–3916, 2018.
- [4] B. Mildenhall, P. P. Srinivasan, M. Tancik, J. T. Barron, R. Ramamoorthi, and R. Ng. Nerf: Representing scenes as neural radiance fields for view synthesis. In *Proc. ECCV*, 2020.

- [5] M. Niemeyer, L. Mescheder, M. Oechsle, and A. Geiger. Differentiable volumetric rendering: Learning implicit 3d representations without 3d supervision. In *Proc. CVPR*, 2020.
- [6] E. Perez, F. Strub, H. de Vries, V. Dumoulin, and A. C. Courville. Film: Visual reasoning with a general conditioning layer. In *AAAI*, 2018.
- [7] J. Reizenstein, R. Shapovalov, P. Henzler, L. Sbordon, P. Labatut, and D. Novotny. Common objects in 3d: Large-scale learning and evaluation of real-life 3d category reconstruction. In *Proc. ICCV*, pages 10901–10911, 2021.
- [8] V. Sitzmann, E. R. Chan, R. Tucker, N. Snavely, and G. Wetzstein. Metasdf: Meta-learning signed distance functions. *Proc. NeurIPS*, 2020.
- [9] V. Sitzmann, M. Zollhöfer, and G. Wetzstein. Scene representation networks: Continuous 3d-structure-aware neural scene representations. In *Proc. NeurIPS 2019*, 2019.
- [10] L. Yariv, Y. Kasten, D. Moran, M. Galun, M. Atzmon, B. Ronen, and Y. Lipman. Multiview neural surface reconstruction by disentangling geometry and appearance. *Proc. NeurIPS*, 2020.
- [11] A. Yu, V. Ye, M. Tancik, and A. Kanazawa. pixelnerf: Neural radiance fields from one or few images. *Proc. CVPR*, 2020.