

Age of Information for Multiple-Source Multiple-Server Networks ¹

Alireza Javani, Student Member, IEEE, Marwen Zorgui, Student Member, IEEE, Zhiying Wang, Member, IEEE

Abstract

Having timely and fresh knowledge about the current state of information sources is critical in a variety of applications. In particular, a status update may arrive at the destination later than its generation time due to processing and communication delays. The freshness of the status update at the destination is captured by the notion of age of information. In this study, we analyze a multiple sensing network with multiple sources, multiple servers, and a monitor (destination). Each source corresponds to an independent piece of information and its age is measured individually. Given a particular source, the servers independently sense the source of information and send the status update to the monitor. We assume that updates arrive at the servers according to Poisson random processes. Each server sends its updates to the monitor through a direct link, which is modeled as a queue. The service time to transmit an update is considered to be an exponential random variable. We examine both homogeneous and heterogeneous service and arrival rates for the single-source case, and only homogeneous arrival and service rates for the multiple-source case. We derive a closed-form expression for the average age of information under a last-come-first-serve (LCFS) queue for a single source and arbitrary number of homogeneous servers. Using a recursive method, we derive the explicit average age of information for any number of sources and homogeneous servers. We also investigate heterogeneous servers and a single source, and present algorithms for finding the average age of information.

Index Terms— Age of Information, wireless sensor network, status update, queuing analyses, monitoring network.

I. INTRODUCTION

Widespread sensor network applications such as health monitoring using wireless sensors [1] and the Internet of things (IoT) [2], as well as applications like stock market trading and vehicular networks [3], require sending several status updates to their designated recipients (called monitors). Outdated information in the monitoring facility may lead to undesired situations. As a result, having the data at the monitor as fresh as possible is crucial. In order to quantify the freshness of the received status update, the age of information (AoI) metric was introduced in [4]. For an update received by the monitor, AoI is defined as the time elapsed since the generation of the update. AoI captures the timeliness of status updates, which is different from other standard communication metrics like delay and throughput. It is affected by the inter-arrival time of updates and the delay that is caused by queuing during update processing and transmission.

Instead of sensing the source by one server, we consider the *multiple sensing* problem, where updates arrive at sensors and are sent to the receiver (monitoring facility) through multiple servers. In this work we study the settings of homogeneous and heterogeneous arrival and service rates and extend our previous results in [5]. We study the average age of information defined as in [4]. We consider AoI in a multiple sensing network and assume that a number of shared sources are sensed and then the data is transmitted to the monitor by n independent servers. For example, the sources of information could be some shared environmental parameters, and independently operated sensors in the surrounding area obtain such information. As another example, the source of information can be the prices of several stocks which is transmitted to the user by multiple independent service providers. Throughout this paper, a sensor or a service provider is called a server, since it is responsible to serve the updates to the monitor. In this paper we aim to answer the question *how much gain in terms of AoI we can get using multiple servers*.

We assume that status updates arrive at the servers independently according to Poisson random processes, and the server is modeled as a queue whose service time for an update is exponentially distributed. We assume information sources are independent and are sensed by n independent servers. We mainly consider the Last-Come-First-Serve

This paper was presented in part at the 2019 IEEE Global Communications Conference (Globecom). The authors are with the Center for Pervasive Communications and Computing, University of California Irvine (e-mail: ajavani@uci.edu, mzorgui@uci.edu, zhiying@uci.edu).

with preemption in service (in short, LCFS) queue model, namely, upon the arrival of a new update, the server immediately starts to serve it and drops any old update being served.

In summary, this paper makes the following main contributions:

- We propose the multiple-sensing network for updating information of multiple sources. Depending on the information arrival rates and the service rates, the network is categorized as homogeneous or heterogeneous. The stochastic hybrid system (SHS) is established for various cases to derive the average AoI similar to [6], [7].
- A closed-form expression of the average AoI for a single-source multiple-server network under LCFS policy is derived.
- We develop a recursive algorithm that calculates the average AoI for LCFS with multiple sources and multiple servers in a homogeneous network. Moreover, closed-form AoI expressions are derived for an arbitrary number of sources and $n = 2, 3$ servers.
- The heterogeneous network with a single source is considered. For the cases of $n = 2, 3$, the expressions for the average AoI are developed. For the general case, an algorithm is developed for computing the average AoI.
- Simulations are carried out for different queue models and network setups.

Related work. In [4], the authors considered the single-source single-server and first-come-first-serve (FCFS) queue model and determined the arrival rate that minimizes AoI. A series of works afterwards investigated average AoI minimization under various system models with multiple sources, servers and different queue models. Different cases of multiple-source single-server under FCFS and last-come-first-serve (LCFS) were considered in [7], [8] and the region of feasible age was derived. In [6], [9], the system is modeled as a source that submits status updates to a network of parallel and serial servers, respectively, for delivery to a monitor and AoI is evaluated. The parallel-server network is also studied in [10] when the number of servers is 2 or infinite, and the average AoI for the FCFS queue model was derived. The authors in [11] also considered a system with multiple sources, where packets are sent to the parallel queues. They compute the average AoI of a system with only two parallel servers and compare the average AoI with the case of a single queue. In [12], the authors considered a model with multiple sources, a single queue and multiple destinations. A real time monitoring system where IoT devices have to transmit status updates to a common destination is considered in [13]. The authors considered correlated status updates at the devices and showed that the optimal policy is threshold-based with respect to AoI at the destination.

The AoI has also been applied to different network models as a performance metric for various communication systems that deal with time-sensitive information, e.g., cellular wireless networks [14]–[17], source nodes powered by energy harvesting [18]–[24], wireless erasure networks and coding [25]–[29], scheduling in networks [30]–[35], unmanned aerial vehicle (UAV)-assisted communication systems [36]–[38], and multi-hop networks [39]–[42]. In particular, the goal of this line of research is to identify the characteristics of the optimal policies that minimize the average AoI. Another age-related metric of peak AoI was also introduced in [43], which corresponds to the age of information at the monitor right before the receipt of the next update. The average peak AoI minimization in IoT networks and wireless systems was considered in [44]–[48].

This paper is organized as follows. Section II formally introduces the system model of interest, and provides preliminaries on SHS. Section III studies the average AoI for homogeneous servers. In Section III-A, we derive the average age of information formula by applying the SHS method to our model for a homogeneous network with a single information source. In Section III-B we derive AoI for an arbitrary number of information sources and for any n . We also obtain the optimal arrival rates when $n = 2$ that minimizes the weighted sum of average AoI. In Section IV, we investigate the heterogeneous network and prove that the average AoI can be computed using our proposed algorithms. When $n = 2$, we find the optimal arrival rate at each server given the service rates. In the end, we discuss our findings, future directions, and conclusion in Section V.

Notation. In this paper, we use boldface for vectors, and normal font with a subscript for its elements. For example, for a vector \mathbf{x} , the j -th element is denoted by x_j . For non-negative integers a and b , $b \geq a$, we define $[a : b] \triangleq \{a, \dots, b\}$, and $[a] \triangleq [1 : a]$. If $a > b$, $[a : b] \triangleq \emptyset$.

II. SYSTEM MODEL AND PRELIMINARIES

In this section, we first present our network model, and then briefly review the stochastic hybrid system analysis from [7]. The network consists of m information sources that are sensed by n independent servers as illustrated in

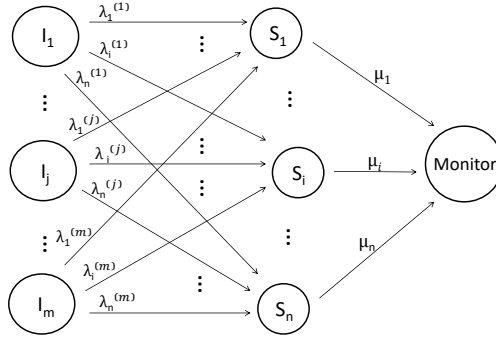


Figure 1: The n -server monitoring network with S_1, S_2, \dots, S_n being the servers and I_1, I_2, \dots, I_m being the independent information sources, sending the updates from sources to the monitor.

Figure 1. Updates from the information sources are aggregated at the monitor after going through separate links. Server j collects updates from source i following a Poisson random process with rate $\lambda_j^{(i)}$, $j \in [n], i \in [m]$. For Server j , the service time is an exponential random variable with average $\frac{1}{\mu_j}$, independent of all other servers. We focus on the queuing model of *last-come-first-come with preemption in service*, or in short, *LCFS*. In this model, a server starts to transmit the new update right upon its arrival, thus dropping the previous update being served regardless of its source, if any.

A network is called *homogeneous* if $\lambda_j^{(i)} = \lambda^{(i)}, \mu_j = \mu$, for all $j \in [n], i \in [m]$; otherwise, it is *heterogeneous*. In the case of a single source in a homogeneous network, we denote $\lambda^{(1)}$ simply by λ .

Consider one particular source. Suppose the freshest update at the monitor at time t is generated at time $u(t)$, the *age of information* at the monitor (in short, *AoI*) is defined as $\Delta(t) = t - u(t)$, which is the time elapsed since the generation of the last received update [4]. From the definition, it is clear that *AoI* linearly increases at a unit rate with respect to t , except some reset jumps to a lower value at points when the monitor receives a fresher update from the source. The age of information of our network is shown in Figure 2. For a particular source, let t_1, t_2, \dots, t_N be the generation times of all transmitted updates at all servers in increasing order. The black dashed lines show the age of every update. Let T_1, T_2, \dots, T_N be the receipt time of all updates. Note that due to the contention among different updates at the same server, some updates may be dropped and not delivered at all. The red solid lines show *AoI*.

We note a key difference between the model in this work and most previous models. Updates come from different servers, therefore they might be out of order at the monitor and thus a new arrived update might not have any effect on *AoI* because a fresher update has already been delivered. As an example, from the 6 updates shown in Figure 2, *useful* updates that change *AoI* are updates 1, 3, 4 and 6, while the rest are disregarded as their information is obsolete when arriving at the monitor. Thus among all the received updates, we only need to consider the *useful* ones that lead to a change in *AoI*.

The interest of this paper is the average *AoI* for each source at the monitor. The *average AoI* [4] is the limit of the average age over time: $\Delta \triangleq \lim_{T \rightarrow \infty} \frac{1}{T} \int_0^T \Delta(t) dt$, and for a stationary ergodic system, it is also the limit of the average age over the ensemble: $\Delta = \lim_{t \rightarrow \infty} \mathbb{E}[\Delta(t)]$.

In the paper, we view our system as a stochastic hybrid system (SHS) and apply a method first introduced in [7] in order to calculate *AoI*.

In the SHS, the state is composed of a discrete state and a continuous state. The discrete state $q(t) \in \mathcal{Q}$, for a discrete set \mathcal{Q} , is a continuous-time discrete Markov chain, and the continuous-time continuous state $\mathbf{x}(t) = (x_0(t), x_1(t), \dots, x_n(t)) \in \mathbb{R}^{n+1}$ is a continuous-time stochastic process. For example, the discrete state can represent which server has the freshest update in the network. For another example, we can use $x_0(t)$ to represent the age at the monitor, and $x_j(t)$ for the age at the j -th server, $j = 1, 2, \dots, n$.

Graphically, we represent each State $q \in \mathcal{Q}$ by a node. For the discrete Markov chain $q(t)$, transitions happen from one state to another through directed transition edge l , and the time spent before the transition occurs is

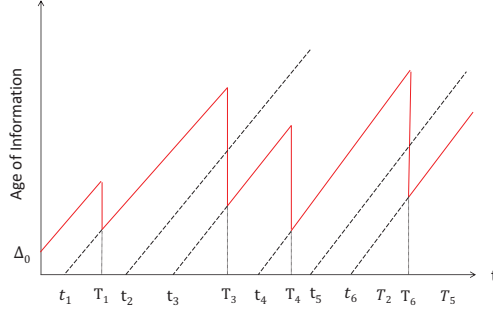


Figure 2: AoI for a particular source in a network with n servers.

exponentially distributed with rate $\lambda(l)$. Note that it is possible to transit from the one state to itself. The transition occurs when an update arrives at a server, or an update is received at the monitor. Thus the transition rate is the update arrival rate or the service rate, $\lambda(l) \in \{\lambda_1^{(1)}, \dots, \lambda_n^{(m)}, \mu_1, \dots, \mu_n\}$. Denote by L'_q and L_q the sets of incoming and outgoing transitions of State q , respectively. When transition l occurs, we write that the discrete state transits from q_l to q'_l . For a transition, we denote that the continuous state changes from \mathbf{x} to \mathbf{x}' . In our problem, this transition is linear in the vector space of \mathbb{R}^{n+1} , i.e., $\mathbf{x}' = \mathbf{x}A_l$, for some real matrix A_l of size $(n+1) \times (n+1)$. Note that when we have no transition, the age grows at a unit rate for the monitor and relevant servers, and is kept unchanged for irrelevant servers. Hence, within the discrete State q , $\mathbf{x}(t)$ evolves as a piece-wise linear function in time, namely, $\frac{\partial \mathbf{x}(t)}{\partial t} = \mathbf{b}_q$, for some $\mathbf{b}_q \in \{0, 1\}^{n+1}$.

Example 1. Consider the case of 2 heterogeneous servers and 1 source. At each time, we keep track of the age of information in the continuous state $\mathbf{x} = (x_0, x_1, x_2)$. Here x_0 is the age at the monitor, x_1 is the age for the first server, and x_2 is the age for the second server. In this example, the discrete states are $\mathcal{Q} = \{1, 2\}$. In State 1, Server 1 contains the freshest information, i.e., $x_1 \leq x_2$; and in State 2, Server 2 has the freshest information, namely, $x_2 \leq x_1$. Obviously, our system changes its state when servers receive new information. For instance, there is a transition l from State 1 to State 2 with rate of λ_2 , when a new update arrives at Server 2 and the freshest information was at Server 1 before that. Hence, $q_l = 1$ and $q'_l = 2$ which shows that State 2 is an outgoing transition for State 1 and State 1 is an incoming transition for State 2. Moreover, the continuous state changes from $\mathbf{x} = (x_0, x_1, x_2)$ to $\mathbf{x}' = (x_0, x_1, 0)$. When there are no transitions, all entries of \mathbf{x} grow linearly in time.

For our purpose, we consider the discrete state probability

$$\pi_{\hat{q}}(t) \triangleq \mathbb{E}[\delta_{\hat{q}, q(t)}] = P[q(t) = \hat{q}], \quad (1)$$

and the correlation between the continuous state $\mathbf{x}(t)$ and the discrete state $q(t)$:

$$\mathbf{v}_{\hat{q}} = (v_{\hat{q}_0}(t), \dots, v_{\hat{q}_n}(t)) \triangleq \mathbb{E}[\mathbf{x}(t)\delta_{\hat{q}, q(t)}]. \quad (2)$$

Here $\delta_{\hat{q}, q(t)}$ denotes the Kronecker delta function, i.e., it equals 1 if $q(t) = \hat{q}$, and it equals 0 otherwise. When the discrete state $q(t)$ is ergodic, $\pi_q(t)$ converges uniquely to the stationary probability π_q , for all $q \in \mathcal{Q}$. We can find these stationary probabilities from the following set of equations knowing that $\sum_{q \in \mathcal{Q}} \pi_q = 1$,

$$\pi_q \sum_{l \in L_q} \lambda(l) = \sum_{l \in L'_q} \lambda(l) \pi_{q_l}, \quad q \in \mathcal{Q}.$$

A key lemma we use to develop AoI for our LCFS queue model is the following from [7], which was derived from the general SHS results in [49].

Lemma 1 ([7]). *If the discrete-state Markov chain $q(t)$ is ergodic with stationary distribution π and we can find a non-negative solution of $\{\mathbf{v}_q, q \in \mathcal{Q}\}$ such that*

$$\mathbf{v}_q \sum_{l \in L_q} \lambda(l) = \mathbf{b}_q \pi_q + \sum_{l \in L'_q} \lambda(l) \mathbf{v}_{q_l} A_l, \quad q \in \mathcal{Q}, \quad (3)$$

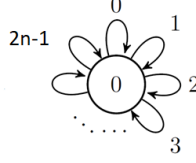


Figure 3: SHS for our model with n servers.

then the average age of information is given by

$$\Delta = \sum_{q \in \mathcal{Q}} v_{q0}. \quad (4)$$

III. AOI IN HOMOGENEOUS NETWORKS

A. Single Source Multiple Servers

In this section, we present AoI calculation with the LCFS queue for the single-source n -server homogeneous network using SHS techniques. Note that to compute the average AoI, Lemma 1 requires solving $|\mathcal{Q}|(n+1)$ linear equations of $\{v_q, q \in \mathcal{Q}\}$. To obtain explicit solutions for these equations, the complexity grows with the number of discrete states. Since the discrete state typically represents the number of idle servers in the system for homogeneous servers, $|\mathcal{Q}|$ should be $n+1$. In the following, we introduce a method inspired by [6] to reduce the number of discrete states and efficiently describe the transitions.

We define our continuous state \mathbf{x} at time t as follows: the 0-th element x_0 is AoI at the monitor, the first element x_1 corresponds to the freshest update among all updates in the servers, the second element x_2 corresponds to the second freshest update in the servers, etc. With this definition we always have $x_1 \leq x_2 \leq \dots \leq x_n$, for any time t . Note that the index i of x_i does not represent a physical server index, but the i -th smallest age of information among the n servers. The physical server index for x_i changes with each transition. We say that the server corresponding to x_i is the i -th *virtual* server.

A transition indexed by l is triggered by (i) the arrival of an update at a server, or (ii) the delivery of an update to the monitor. Recall that we use \mathbf{x} and \mathbf{x}' to denote the continuous state of AoI right before and after the transition l .

When one update arrives at the monitor and the server delivering the update becomes idle, we introduce a *fake update* to the server using the method introduced in [6]. Thus we can reduce the calculation complexities and only have one discrete state indicating that all servers are virtually busy. We denote this state by $q = 0$. In particular, we put the current update that is in the monitor to an idle server until the next update reaches this server. This assumption does not affect our final calculation for AoI, because even if the fake update is delivered to the monitor, AoI at the monitor does not change. Moreover, serving the fake update does not affect the service of future actual updates because of preemption in service.

When an update is delivered to the monitor from the k -th virtual server, the server becomes idle and as previously stated, receives the fake update. The age at the monitor becomes $x'_0 = x_k$, and the age at the k -th server becomes $x'_k = x'_0 = x_k$. In this scenario, consider the update at the j -th virtual server, for $j > k$. Its delivery to the monitor does not affect AoI since it is older than the current update of the monitor, i.e., $x_j \geq x_k = x'_0$. Hence, we can adopt a *fake preemption* where the update for the j -th virtual server, for all $k \leq j \leq n$, is preempted and replaced with the fake current update at the monitor. Therefore, we set $x'_j = x'_0 = x_k$, $k \leq j \leq n$. Physically, these updates are not preempted and as a beneficial result, the servers do not need to cooperate and can work in a distributed manner.

By utilizing virtual servers, fake updates, and fake preemptions, we reduce SHS to a single discrete state with linear transition described by matrix A_l , $l \in [0 : 2n-1]$. We illustrate our SHS with discrete state space of $\mathcal{Q} = \{0\}$ in Figure 3. The stationary distribution π_0 is trivial and $\pi_0 = 1$. We set $\mathbf{b}_q = (1, \dots, 1)$ which indicates that the age at the monitor and the age of each update in the system grows at a unit rate. The transitions are labeled $l \in \{0, 1, \dots, 2n-1\}$ and for each transition l we list the transition rate and the transition mapping in Table I. For

| l | $\lambda(l)$ | $\mathbf{x}' = \mathbf{x}A_l$ |
|----------|--------------|---|
| 0 | λ | $[x_0, 0, x_2, x_3, x_4, \dots, x_n]$ |
| 1 | λ | $[x_0, 0, x_1, x_3, x_4, \dots, x_n]$ |
| 2 | λ | $[x_0, 0, x_1, x_2, x_4, \dots, x_n]$ |
| \vdots | \vdots | \vdots |
| $n-1$ | λ | $[x_0, 0, x_1, x_2, x_3, \dots, x_{n-1}]$ |
| n | μ | $[x_1, x_1, x_1, x_1, \dots, x_1]$ |
| $n+1$ | μ | $[x_2, x_1, x_2, x_2, \dots, x_2]$ |
| $n+2$ | μ | $[x_3, x_1, x_2, x_3, \dots, x_3]$ |
| \vdots | \vdots | \vdots |
| $2n-1$ | μ | $[x_n, x_1, x_2, x_3, \dots, x_n]$ |

Table I: Table of transformation for the Markov chain in Figure 3.

simplicity, we drop the index $q = 0$ in the vector \mathbf{v}_0 , and write it as $\mathbf{v} = (v_0, v_1, \dots, v_n)$. Because we have one state, $\mathbf{x}A_l$ and $\mathbf{v}A_l$ are in correspondence. Next, we describe the transitions in Table I.

Case I. $l = 0, 1, \dots, n-1$: When a fresh update arrives at virtual server $l+1$, the age at the monitor remains the same and x_{l+1} becomes zero. This server has the smallest age, so we take this zero and reassign it to the first virtual server, namely, $x'_1 = 0$. In fact virtual Servers $1, 2, \dots, l+1$ all get reassigned virtual server numbers. Specifically, after transition l , virtual server $l+1$ becomes virtual Server 1, virtual Server 1 becomes virtual Server 2, ..., and virtual Server l becomes virtual Server $l+1$. The transition rate is the arrival rate of the update, λ . The matrix A_l is

$$\begin{array}{c}
 \begin{matrix} 0 & 1 & 2 & \dots & l+1 & l+2 & \dots & n \end{matrix} \\
 \begin{matrix} 0 \\ 1 \\ \vdots \\ l \\ l+1 \\ l+2 \\ \vdots \\ n \end{matrix}
 \end{array}
 \begin{pmatrix}
 1 & & & & & & & \\
 & 0 & 1 & & & & & \\
 & & \ddots & & & & & \\
 & & & 1 & & & & \\
 & & & & 0 & & & \\
 & & & & 1 & & & \\
 & & & & & \ddots & & \\
 & & & & & & 1 &
 \end{pmatrix}. \quad (5)$$

Case II. $l = n, n+1, \dots, 2n-1$: When an update is received at the monitor from virtual Server $l+1-n$, the age at the monitor changes to x_{l+1-n} and this server becomes idle. Using fake updates and fake preemption we assign $x'_j = x_{l+1-n}$, for all $l+1-n \leq j \leq n$. The transition rate is the service rate of a server, μ . The matrix A_l is

$$\begin{array}{c}
 \begin{matrix} 0 & 1 & \dots & l-n & l+1-n & \dots & n \end{matrix} \\
 \begin{matrix} 0 \\ 1 \\ \vdots \\ l-n \\ l+1-n \\ l+2-n \\ \vdots \\ n \end{matrix}
 \end{array}
 \begin{pmatrix}
 0 & & & & & & \\
 & 1 & & & & & \\
 & & \ddots & & & & \\
 & & & 1 & & & \\
 1 & 0 & \dots & 0 & 1 & \dots & 1 \\
 0 & & \dots & \dots & \dots & \dots & 0 \\
 \vdots & \vdots & & & & & \vdots \\
 0 & \dots & \dots & \dots & \dots & \dots & 0
 \end{pmatrix}. \quad (6)$$

Below we state our main theorem on the average AoI for the single-source n -server network.

Theorem 1. Define $\rho = \frac{\lambda}{\mu}$. The average age of information at the monitor for a homogeneous single-source n -server network where each server has a LCFS queue is:

$$\Delta = \frac{1}{\mu} \left[\frac{1}{n\rho} \sum_{j=1}^{n-1} \prod_{i=1}^j \frac{\rho(n-i+1)}{i + (n-i)\rho} + \frac{1}{n\rho} + \frac{1}{n^2} \prod_{i=1}^{n-1} \frac{\rho(n-i+1)}{i + (n-i)\rho} \right]. \quad (7)$$

Proof. Recall that \mathbf{v} denotes the vector \mathbf{v}_0 for the single state $q = 0$. By Lemma 1 and the fact that there is only one state, we need to calculate the vector \mathbf{v} as a solution to (1), and the 0-th coordinate v_0 is the average AoI at the monitor. As we mentioned $\mathbf{v}A_l$ is in correspondence with $\mathbf{x}A_l$, so we have:

$$\begin{aligned}
(n\lambda + n\mu)\mathbf{v} = & (1, 1, 1, 1, 1, 1, \dots, 1) \\
& + \lambda(v_0, 0, v_2, v_3, v_4, \dots, v_n) \\
& + \lambda(v_0, 0, v_1, v_3, v_4, \dots, v_n) \\
& + \lambda(v_0, 0, v_1, v_2, v_4, \dots, v_n) \\
& \vdots \\
& + \lambda(v_0, 0, v_1, v_2, v_3, \dots, v_{n-1}) \\
& + \mu(v_1, v_1, v_1, v_1, v_1, \dots, v_1) \\
& + \mu(v_2, v_1, v_2, v_2, v_2, \dots, v_2) \\
& + \mu(v_3, v_1, v_2, v_3, v_3, \dots, v_3) \\
& \vdots \\
& + \mu(v_n, v_1, v_2, v_3, \dots, v_{n-1}, v_n).
\end{aligned} \tag{8}$$

From the 0-th coordinate of (8), we have $(n\lambda + n\mu)v_0 = 1 + n\lambda v_0 + \mu \sum_{j=1}^n v_j$, implying

$$v_0 = \frac{1}{n\mu} + \frac{\sum_{j=1}^n v_j}{n}. \tag{9}$$

From the 1-st coordinate of (8), it follows that $v_1 = \frac{1}{n\lambda}$. Then, to calculate v_0 , we have to calculate v_i for $i \in \{2, \dots, n\}$. From the i -th coordinate of (8),

$$((n-i+1)\lambda + (i-1)\mu)v_i = 1 + \mu \sum_{j=1}^{i-1} v_j + \lambda(n-i+1)v_{i-1}. \tag{10}$$

For $i \in \{2, 3, \dots, n-1\}$, from (10), we obtain

$$(i\mu + (n-i)\lambda)(v_{i+1} - v_i) = \lambda(n-i+1)(v_i - v_{i-1}).$$

Hence, $w_{i+1} \triangleq v_{i+1} - v_i = \frac{\lambda(n-i+1)}{(i\mu + (n-i)\lambda)}w_i$. Setting $i = 2$ in (10), we have

$$((n-1)\lambda + \mu)v_2 = 1 + \mu v_1 + \lambda(n-1)v_1. \tag{11}$$

Simplifying (11), we obtain $w_2 = v_2 - v_1 = \frac{1}{(n-1)\lambda + \mu}$. Therefore, we write

$$w_j = \frac{1}{n\lambda} \prod_{i=1}^{j-1} \frac{\lambda(n-i+1)}{i\mu + (n-i)\lambda}, 2 \leq j \leq n. \tag{12}$$

Finally, setting $i = n$ in (10),

$$(\lambda + (n-1)\mu)v_n = 1 + \mu \sum_{j=1}^{n-1} v_j + \lambda v_{n-1}, \tag{13}$$

implying $\mu \sum_{i=1}^n v_i = \mu \sum_{j=1}^{n-1} v_j + \mu v_n = (\lambda + (n-1)\mu)v_n + \mu v_n - 1 - \lambda v_{n-1}$. Hence,

$$\frac{1}{n} \sum_{i=1}^n v_i = \frac{\lambda}{n\mu} w_n + v_n - \frac{1}{n\mu}. \tag{14}$$

Combining (9) and (14), we obtain the average AoI as

$$AoI = v_0 = v_n + \frac{\lambda}{n\mu} w_n = \sum_{j=2}^n w_j + \frac{1}{n\lambda} + \frac{\lambda}{n\mu} w_n,$$

which is simplified to (7) using (12). \square

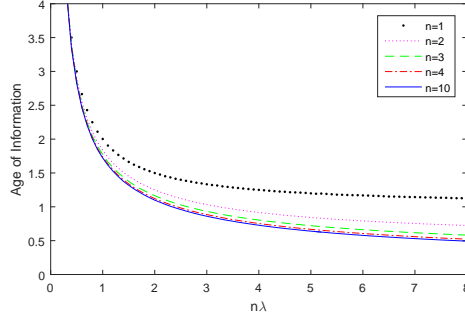


Figure 4: The average AoI versus the number of servers, for fixed total arrival rate. For each server, the service rate $\mu = 1$ and the total arrival rate $n\lambda$ is shown in the x-axis.

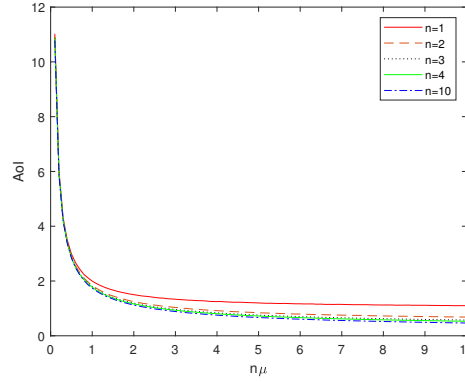


Figure 5: AoI versus the number of servers. For each server, the arrival rate is $\lambda = 1$ and the total service rate $n\mu$ is shown in the x-axis.

Figure 4 shows the average AoI when the total arrival rate $n\lambda$ is fixed and the number of servers n varies among 1, 2, 3, 4, 10. We observe that for up to 4 servers, a significant decrease in the average AoI occurs with the increase of n . However, increasing the number of servers beyond 4 provides only a negligible decrease in AoI.

In Figure 6, LCFS (with preemption in service), LCFS with preemption in waiting, and FCFS queue models are compared numerically. Preemption in waiting means that when a new update arrives, we drop any old updates that have not been served. As can be seen from the figure, LCFS outperforms the other two queue models, which coincides with the intuition that exponential service time is memoryless and older updates in service should be preempted. Moreover, we observe that the optimal arrival rate for FCFS queue is approximately 0.5 for all $n \leq 50$, shown in Table II.

B. Multiple Sources Multiple Servers

In this subsection, we present the average AoI with the LCFS queue for the m -source n -server homogeneous network. The arrival rate of Source i at any server is $\lambda_j^{(i)} = \lambda^{(i)}$, for all $i \in [m], j \in [n]$. The arrival rate of the sources other than Source i is $\bar{\lambda}^{(i)} \triangleq \sum_{i' \neq i} \lambda^{(i')}$, $i \in [m]$. The service rate at any server is μ . Our goal is to compute Δ_i , the average AoI at the monitor for Source i , $i \in [m]$. Without loss of generality, we calculate Δ_1 for

| n | 1 | 2 | 4 | 10 | 50 |
|-------------|-----|-----|-------|------|-------|
| λ^* | 0.5 | 0.5 | 0.525 | 0.53 | 0.529 |

Table II: Optimal individual arrival rate for FCFS queue, $\mu = 1$.

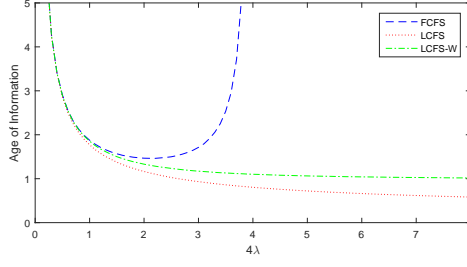


Figure 6: Comparison of the average AoI under LCFS, FCFS, and LCFS with preemption in waiting (LCFS-W). The number of servers is $n = 4$ and the service rate is $\mu = 1$ for each server.

Source 1. In the queue model, upon arrival of a new update from any source, each server immediately drops any previous update in service regardless of its source and starts to serve the new update.

The continuous state \mathbf{x} represents the age for Source 1, and similar to the single-source case, it is defined as follows: x_0 is AoI of Source 1 at the monitor, x_1 is the age of the freshest update among all updates of Source 1 in the servers, x_2 corresponds to the second freshest update in the servers, etc. Therefore $x_1 \leq x_2 \leq \dots \leq x_n$, for any time t . Using fake updates and fake preemption as explained in Section III-A, we obtain an SHS with a single discrete state and $3n$ transitions described below:

Case I. $l \in [0 : n - 1]$: A fresh update arrives at virtual Server $l + 1$ from Source 1. This update is the freshest update, so $x'_1 = 0$. Now, the previous freshest update becomes the second freshest update, that is $x'_2 = x_1$, and so on. Then $\mathbf{x}' = (x_0, 0, x_1, \dots, x_l, x_{l+2}, \dots, x_n)$. The transition rate is $\lambda^{(1)}$.

Case II. $l \in [n : 2n - 1]$: A fresh update arrives at virtual Server $l' \triangleq l + 1 - n$ from Source $i \neq 1$. The age at the monitor does not change, namely, $x'_0 = x_0$. The l' -th freshest update is preempted. Moreover, since the virtual Server l' drops the update for the source of interest (Source 1), with fake update, the l' -th virtual server becomes the n -th virtual server with age x_0 . Therefore, we have $\mathbf{x}' = (x_0, x_1, \dots, x_{l'-1}, x_{l'+1}, \dots, x_n, x_0)$. The transition rate is $\overline{\lambda^{(1)}}$.

Case III. $l \in [2n : 3n - 1]$: the update of Source 1 in virtual Server $h \triangleq l + 1 - 2n$ is delivered. The age x_0 is reset to x_h and the virtual Server h becomes idle. Using fake update and fake preemption, we reset $x'_l = x_h, h \leq j \leq n$. The transition rate is μ .

Theorem 2. Consider the m -source n -server homogeneous network, for $n \geq 3$. The average AoI for Source 1 can be computed in a recursive manner as in Algorithm 1.

Proof. By applying Lemma 1 and dropping the index $q = 0$, the system of equations for $\mathbf{v}_0 = \mathbf{v} = (v_0, v_1, \dots, v_n)$ becomes:

$$\begin{aligned}
 (n\lambda_1 + n\overline{\lambda^{(1)}} + n\mu)(v_0, v_1, \dots, v_n) = & (1, 1, 1, \dots, 1, 1, 1) \\
 & + \lambda_1(v_0, 0, v_2, v_3, \dots, v_n) \\
 & + \lambda_1(v_0, 0, v_1, v_3, \dots, v_n) \\
 & + \lambda_1(v_0, 0, v_1, v_2, \dots, v_n) \\
 & \vdots \\
 & + \lambda_1(v_0, 0, v_1, v_2, \dots, v_{n-1}) \\
 & + \overline{\lambda^{(1)}}(v_0, v_2, v_3, \dots, v_n, v_0) \\
 & + \overline{\lambda^{(1)}}(v_0, v_1, v_3, \dots, v_n, v_0) \\
 & + \overline{\lambda^{(1)}}(v_0, v_1, v_2, \dots, v_n, v_0) \\
 & \vdots \\
 & + \overline{\lambda^{(1)}}(v_0, v_1, v_2, \dots, v_{n-1}, v_0)
 \end{aligned}$$

Algorithm 1 The average AoI Δ_1 of Source 1 for the multiple-source n -server homogeneous network.

Input: $n, \lambda^{(1)}, \overline{\lambda^{(1)}}, \mu$

Output: Δ_1

Part 1. Base case for v_1 .

$$c_2 = \frac{n\lambda^{(1)}}{\lambda^{(1)}}, d_2 = \frac{-1}{\lambda^{(1)}} \text{ and } c_3 = \frac{n\lambda^{(1)}((n-1)\lambda^{(1)} + \mu)}{2\lambda^{(1)2}}, d_3 = -\frac{1}{2\lambda^{(1)}} - \frac{((n-1)\lambda^{(1)} + \mu)}{2\lambda^{(1)2}}.$$

for $j = 4 : n + 1$ do

$$c_j = \frac{(n-j+2)\lambda^{(1)} + (j-2)\overline{\lambda^{(1)}} + (j-2)\mu}{(j-1)\lambda^{(1)}} c_{j-1} - \frac{\lambda^{(1)}(n-j+3)}{(j-1)\lambda^{(1)}} c_{j-2}$$

$$d_j = \frac{(n-j+2)\lambda^{(1)} + (j-2)\overline{\lambda^{(1)}} + (j-2)\mu}{(j-1)\lambda^{(1)}} d_{j-1} - \frac{\lambda^{(1)}(n-j+3)}{(j-1)\lambda^{(1)}} d_{j-2}$$

end for

$$v_1 = \frac{\frac{1}{n\mu} - \sum_{j=2}^{n+1} d_j \binom{j-1}{n}}{\sum_{j=2}^{n+1} c_j \binom{j-1}{n}}$$

Part 2. Recursion for $v_j, j \geq 2$:

for $j = 2 : n$ do

$$a_j = 1, b_j = -v_{j-1}$$

for $k = j : n$ do

$$a_{k+1} = \frac{n-k+1}{k\lambda^{(1)}} a_k + \frac{\mu}{k\lambda^{(1)}} \sum_{l=2}^k (l-1) a_l,$$

$$b_{k+1} = \frac{-1}{k\lambda^{(1)}} + \frac{n-k+1}{k\lambda^{(1)}} b_k + \frac{\mu}{k\lambda^{(1)}} \sum_{l=2}^k (l-1) b_l$$

end for

$$v_j = \frac{\frac{1}{n\mu} + \frac{\sum_{i=1}^{j-1} v_i}{n} - \sum_{i=j+1}^{n+1} b_i \binom{i-1}{n}}{\frac{j-1}{n} + \sum_{i=j+1}^{n+1} a_i \binom{i-1}{n}}$$

end for

$$\text{return } \Delta_1 = v_0 = \frac{1}{n\mu} + \frac{\sum_{i=1}^n v_i}{n}$$

$$\begin{aligned} & + \mu(v_1, v_1, v_1, v_1, \dots, v_1) \\ & + \mu(v_2, v_1, v_2, v_2, \dots, v_2) \\ & + \mu(v_3, v_1, v_2, v_3, \dots, v_3) \\ & \vdots \\ & + \mu[v_n, v_1, v_2, v_3, \dots, v_n]. \end{aligned} \tag{15}$$

To find the average AoI ($\Delta_1 = v_0$) we need to solve the system of equations in (15), and prove that the solution to v_i , $0 \leq i \leq n$, is positive. Equations in (15) are equivalent to

$$n\mu v_0 = 1 + \mu \sum_{i=1}^n v_i, \tag{16}$$

$$v_1(\overline{\lambda^{(1)}} + n\lambda^{(1)}) = 1 + \overline{\lambda^{(1)}} v_2. \tag{17}$$

And for $2 \leq i \leq n$,

$$n(\lambda + \mu)v_i = 1 + (i-1)\lambda^{(1)}v_i + (n-i+1)\lambda^{(1)}v_{i-1} + i\overline{\lambda^{(1)}}v_{i+1} + (n-i)\overline{\lambda^{(1)}}v_i + \mu \sum_{j=1}^{i-1} v_j + (n-i+1)\mu v_i, \tag{18}$$

where $v_{n+1} \triangleq v_0$ and $\lambda = \overline{\lambda^{(1)}} + \lambda^{(1)} = \sum_{i=1}^n \lambda_i$.

Let us rewrite the equations using the difference of adjacent v_j 's. From (18), we have for $2 \leq i \leq n$,

$$((n-i+1)\lambda^{(1)} + i\overline{\lambda^{(1)}} + (i-1)\mu)v_i = 1 + \lambda^{(1)}(n-i+1)v_{i-1} + i\overline{\lambda^{(1)}}v_{i+1} + \mu \sum_{j=1}^{i-1} v_j. \tag{19}$$

We plug in $i + 1$ in (19) and subtract the resulting equation from Equation (19). Therefore,

$$\begin{aligned} & ((n-i)\lambda^{(1)} + i\overline{\lambda^{(1)}} + i\mu)(v_{i+1} - v_i) \\ &= \lambda^{(1)}(n-i+1)(v_i - v_{i-1}) + (i+1)\overline{\lambda^{(1)}}(v_{i+2} - v_{i+1}) \end{aligned} \quad (20)$$

Let us define $w_i = v_i - v_{i-1}$ ($2 \leq i \leq n-1$), then we have:

$$((n-i)\lambda^{(1)} + i\overline{\lambda^{(1)}} + i\mu)w_{i+1} = \lambda^{(1)}(n-i+1)w_i + (i+1)\overline{\lambda^{(1)}}w_{i+2}$$

Define for each $i \in \{2, \dots, n-1\}$, coefficients $r_{i+2} = \frac{(n-i)\lambda^{(1)} + i\overline{\lambda^{(1)}} + i\mu}{(i+1)\lambda^{(1)}}$ and $t_{i+2} = -\frac{\lambda^{(1)}(n-i+1)}{(i+1)\overline{\lambda^{(1)}}}$, then

$$w_{i+2} = r_{i+2}w_{i+1} + t_{i+2}w_i, \text{ for } 2 \leq i \leq n-1. \quad (21)$$

To show that each v_j is positive and also to determine its value, our proof is inductive. For the base case, we find the value of v_1 and show it is positive. Then, using induction, assuming v_1, \dots, v_j are positive and we know their values, we find v_{j+1} and prove that it is positive.

Base case. We will find v_1 and show that $v_1 > 0$. As we can see from the recursive equations in (21), we can express each w_j for $j \in \{4, \dots, n+1\}$ in terms of w_2 and w_3 . Write such expressions as $w_j = x_j w_3 + y_j w_2$ where $x_4 = r_4$, $y_4 = t_4$, $x_5 = r_5 r_4 + t_5$, $y_5 = r_5 t_4$ and $x_{j+1} = r_{j+1} x_j + t_{j+1} x_{j-1}$, $y_{j+1} = r_{j+1} y_j + t_{j+1} y_{j-1}$ for $5 \leq j \leq n$. So far we can write w_j for $4 \leq j \leq n+1$ as a linear function of w_2 and w_3 which are in fact linear functions of v_1, v_2 and v_3 because $w_2 = v_2 - v_1$ and $w_3 = v_3 - v_2$. We also know from (17) and (19) for $i = 2$:

$$((n-1)\lambda^{(1)} + 2\overline{\lambda^{(1)}} + \mu)v_2 = 1 + \lambda^{(1)}(n-1)v_1 + 2\overline{\lambda^{(1)}}v_3 + \mu v_1. \quad (22)$$

Combining (17) and (22) together we reach the conclusion that we can write v_2, v_3 , and all the w_i , $2 \leq i \leq n+1$, based on v_1 . Hence for some coefficients c_i, d_i , we write

$$w_i = c_i v_1 + d_i.$$

Next, using (another) induction we will show that for $i \in \{2, 3, \dots, n+1\}$,

$$c_i > 0 \text{ and } d_i < 0. \quad (23)$$

For $i = 2, 3$, from equation (18) we have

$$w_2 = \frac{v_1 n \lambda^{(1)} - 1}{\lambda^{(1)}}. \quad (24)$$

$$w_3 = \frac{((n-1)\lambda^{(1)} + \mu)w_2 - 1}{2\overline{\lambda^{(1)}}}. \quad (25)$$

Therefore, $c_2 = \frac{n\lambda^{(1)}}{\lambda^{(1)}}$, $d_2 = \frac{-1}{\lambda^{(1)}}$ and $c_3 = \frac{n\lambda^{(1)}((n-1)\lambda^{(1)} + \mu)}{2\lambda^{(1)^2}}$, $d_3 = -\frac{1}{2\lambda^{(1)}} - \frac{((n-1)\lambda^{(1)} + \mu)}{2\lambda^{(1)^2}}$. Hence the claim in (23) holds.

Assume that (23) holds for $2, 3, \dots, i$, where $3 \leq i \leq n$. We will prove that it also holds for $i+1$. We can rewrite Equation (19) as

$$1 + i\overline{\lambda^{(1)}}w_{i+1} = (n-i+1)\lambda^{(1)}w_i + \mu \sum_{k=1}^{i-1} (v_i - v_k) \quad (26)$$

$$= (n-i+1)\lambda^{(1)}w_i + \mu \sum_{k=1}^{i-1} \sum_{j=k+1}^i w_j \quad (27)$$

$$= c v_1 + d, \quad (28)$$

for some constants $c > 0, d < 0$. The last equality follows from the induction hypothesis (23) and the fact that (27) consists of w_j 's where $j \leq i$. The above equation implies $c_{i+1} > 0, d_{i+1} < 0$. Therefore by induction the condition in (23) holds.

From (16),

$$\begin{aligned} v_0 &= \frac{1}{n\mu} + \frac{\sum_{i=1}^n v_i}{n} = \frac{1}{n\mu} + \frac{\sum_{j=2}^n \sum_{k=2}^j w_k}{n} + v_1 \\ &= \frac{1}{n\mu} + v_1 + \sum_{j=2}^n \frac{n-j+1}{n} w_j. \end{aligned} \quad (29)$$

Moreover,

$$v_0 = v_{n+1} = w_{n+1} + v_n = w_{n+1} + \sum_{j=2}^n w_j + v_1. \quad (30)$$

Comparing (29), (30) and using $w_j = c_j v_1 + d_j$, we have

$$\frac{1}{n\mu} = \sum_{j=2}^{n+1} \frac{j-1}{n} w_j = v_1 \sum_{j=2}^{n+1} \frac{j-1}{n} c_j + \sum_{j=2}^{n+1} \frac{j-1}{n} d_j. \quad (31)$$

We can obtain v_1 by

$$v_1 = \frac{\frac{1}{n\mu} - \sum_{j=2}^{n+1} \frac{j-1}{n} d_j}{\sum_{j=2}^{n+1} \frac{j-1}{n} c_j}. \quad (32)$$

It can be seen that by the condition of (23), v_1 is positive and we found its value in (32).

Induction step. We assume that we obtained the values of v_1, \dots, v_{j-1} and they are positive. We need to show that v_j is positive and find its value. From now on, v_1, \dots, v_{j-1} are considered positive constants.

From (21) and considering that v_1, \dots, v_{j-1} are positive constants, it is obvious that we can write for $j \leq i \leq n$ and some constants a_i, b_i ,

$$w_i = a_i v_j + b_i.$$

Next, We prove by (another) induction that for $j \leq i \leq n+1$,

$$a_i > 0 \text{ and } b_i < 0. \quad (33)$$

Since $w_j = v_j - v_{j-1}$ and also v_{j-1} is assumed to be a positive constant, the condition in (33) is true for j .

We assume (33) holds for $j, j+1, \dots, i$, and prove it for $i+1$. We make use of (26) again:

$$1 + i\overline{\lambda^{(1)}} w_{i+1} = (n-i+1)\lambda^{(1)} w_i + \mu \sum_{k=1}^{i-1} (v_i - v_k) \quad (34)$$

$$= (n-i+1)\lambda^{(1)} w_i + \mu \sum_{k=1}^{j-1} (v_i - v_k) + \mu \sum_{k=j}^{i-1} (v_i - v_k) \quad (35)$$

$$= (n-i+1)\lambda^{(1)} w_i + \mu \sum_{k=1}^{j-1} \left(\sum_{r=j+1}^i w_r + v_j - v_k \right) + \mu \sum_{k=j}^{i-1} \sum_{r=k+1}^i w_r \quad (36)$$

$$= a_{i+1} v_j + b_{i+1}, \quad (37)$$

where $a_{i+1} > 0, b_{i+1} < 0$ are some constants. The last step holds because the right hand side of (36) consists of v_k ($1 \leq k \leq j-1$) and w_r ($j+1 \leq r \leq i$), and we assumed the condition (33) holds and v_k is a positive constant for $k < j$. From the above equation, the condition in (33) holds for w_{i+1} . Thus, we have proved the condition in (33) by induction.

Now, we intend to prove v_j is positive and find its value recursively based on v_1, \dots, v_{j-1} and some constants. Similar to the way we found v_1 as in (29), (30), we write (16) as

$$v_0 = \frac{1}{n\mu} + \frac{\sum_{i=1}^n v_i}{n} = \frac{1}{n\mu} + \frac{v_j}{n} + \sum_{r=j+1}^n \frac{\sum_{k=j+1}^r w_k + v_j}{n}. \quad (38)$$

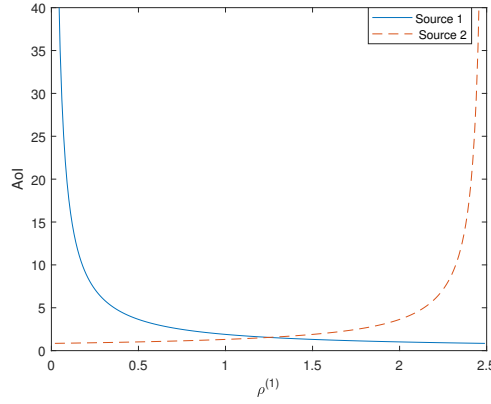


Figure 7: Average AoI for Source 1 and Source 2 when $\rho = 2.5$, $\mu = 1$, and $n = 2$. Here, $\rho^{(1)}$ is changing from 0 to 2.5.

Moreover,

$$v_0 = w_{n+1} + v_n = w_{n+1} + \sum_{k=j+1}^n w_k + v_j. \quad (39)$$

Combining (38), (39), we have

$$\frac{1}{n\mu} + \frac{\sum_{i=1}^{j-1} v_i}{n} = \frac{j-1}{n} v_j + w_{n+1} + \sum_{i=j+1}^n \frac{i-1}{n} w_i. \quad (40)$$

From (40) we can write

$$v_j = \frac{\frac{1}{n\mu} + \frac{\sum_{i=1}^{j-1} v_i}{n} - \sum_{i=j+1}^n \frac{i-1}{n} w_i}{\frac{j-1}{n} + \sum_{i=j+1}^n \frac{i-1}{n} w_i}, \quad (41)$$

where the denominator and the numerator are both positive by condition (33). Therefore, we proved that v_j is positive and also found its value recursively. The solution to v_1, \dots, v_n using the recursive calculation and the age of information $\Delta_1 = v_0$ is summarized in Algorithm 1. \square

Let Δ_i denote the average AoI at the monitor for Source i . In the corollaries below we state the average AoI for $n = 2, 3$ servers, which can be directly derived from Theorem 2. Here we define $\lambda \triangleq \lambda^{(1)} + \lambda^{(2)} + \dots + \lambda^{(m)}$, and recall each server has service rate μ .

Corollary 1. For m information sources and $n = 2$ servers, we have

$$\Delta_i = \frac{1}{2(\lambda + \mu)} + \frac{\lambda + \mu}{2\mu\lambda^{(i)}}, \quad 1 \leq i \leq m. \quad (42)$$

In Figure 7, we observe that as we increase $\rho^{(1)}$, average AoI for Source 1 decreases. Also, average AoI for Source 2 increases since ρ is constant which matches our intuition. Next, we determine the optimal arrival rate given the sum arrival rate when $n = 2$.

Theorem 3. Consider m information sources and $n = 2$ servers. The optimal arrival rate $\lambda^{(i)*}$ minimizing the weighted sum of AoIs in Corollary 1, i.e., $w_1\Delta_1 + w_2\Delta_2 + \dots + w_m\Delta_m$ for $w_i \geq 0$, subject to the constraint $\lambda^{(1)} + \lambda^{(2)} + \dots + \lambda^{(m)} = \lambda$, is given by

$$\lambda^{(i)*} = \frac{\lambda \sqrt{w_i}}{\sum_{j=1}^m \sqrt{w_j}}, \quad i \in [m].$$

Proof. The objective function that we are trying to minimize is convex and therefore we just have to set the partial derivative with respect to each $\lambda^{(i)}$ to be zero.

$$\frac{\partial}{\partial \lambda^{(i)}}(w_1 \Delta_1 + w_2 \Delta_2 + \dots + w_m \Delta_m + a(\sum_{j=1}^m \lambda^{(j)} - \lambda)) = 0, \quad (43)$$

for $i \in [m]$. Here a is the Lagrange multiplier. Simplifying (43) results in:

$$\frac{w_1}{(\lambda^{(1)})^2} = \frac{w_2}{(\lambda^{(2)})^2} = \dots = \frac{w_n}{(\lambda^{(n)})^2} = a. \quad (44)$$

Knowing the fact that $\lambda^{(1)} + \lambda^{(2)} + \dots + \lambda^{(m)} = \lambda$, we obtain the result in Theorem 3. \square

From Theorem 3, when there are 2 servers and the weights are all identical, i.e., $w_1 = w_2 = \dots = w_m$, the optimal arrival rate should be equal for all sources. In general, the optimal arrival rate is inversely proportional to the square root of the weight.

IV. AOI IN SINGLE-SOURCE HETEROGENEOUS NETWORKS

A. Overview

In this section, we consider a single source and assume that the arrival rates and service rates of servers are arbitrary. We denote by $\lambda_j^{(1)} \triangleq \lambda_j$ the arrival rate of a single source at Server j , and μ_j the service rate of Server $j \in [n]$. For this setting, we can no longer use the technique of virtual servers used in the homogeneous case to reduce the state space and derive AoI. In particular, we need to keep track of the age of updates at the physical servers as well as their ordering, resulting in $n!$ number of states. However, we can still use fake update and fake preemption such that the server is always busy even after its update is delivered or is outdated. If we consider n servers, we will have $n!$ states, $(2n)n!$ transitions and $(n+1)n!$ equations and unknowns. Writing down the $(n+1)n!$ equations from Lemma 1 in a matrix form, we obtain $T\mathbf{v} = \pi$, for the coefficient matrix T and the steady state probabilities π . First, we find steady state probabilities. Then, we prove that we can break down matrix T into sub-matrices which have the same general form as some matrix T_0 . Afterwards, by doing some column and row operations on matrix T_0 , we show that we are able to solve all the equations and eventually find the average AoI.

In the following subsections, we present the notations, the main theorem, and examples with 2 and 3 servers.

B. Notations and definitions.

A permutation of the set $\{1, 2, \dots, n\}$ is denoted by a lower-case letter or a tuple of length n , e.g., $q = (q_1, q_2, \dots, q_n)$. Additionally, set by default $q_0 = 0$. A permutation q is said to be *j-increasing* if the last j positions are increasing:

$$q_{n-j+1} < q_{n-j+2} < \dots < q_n.$$

If a permutation is 2-increasing, it is said to be *odd*. Otherwise, it is *even*. Define a permutation $h_i(\cdot)$ that takes the i -th element of q and place it at the first position:

$$h_i(q) = (q_i, q_1, \dots, q_{i-1}, q_{i+1}, \dots, q_n),$$

for $i \in [n]$. Let its inverse be $h^{-1}(\cdot)$. Define the set

$$H_q^{-1} = \{h_i^{-1}(q) : i = 1, 2, \dots, n\}. \quad (45)$$

Define a function $g_{j,k}(\cdot)$ that takes the k -th element of q and place it at the $(n-j)$ -th position:

$$g_{j,k}(q) = (q_1, \dots, q_{n-j-1}, q_k, q_{n-j}, \dots, q_{k-1}, q_{k+1}, \dots, q_n), \quad k = n-j, \dots, n. \quad (46)$$

Denote by $g_{j,k}^{-1}(\cdot)$ the inverse permutation.

Given set of linear equations:

$$A\mathbf{v} = \mathbf{b},$$

| l | $\lambda^{(l)}$ | Transition | $\mathbf{x}' = \mathbf{x}A_l$ | $\mathbf{v}_p A_l$ |
|----------|-----------------|--|---|---|
| 1 | λ_{q_1} | $q \leftarrow p = q$ | $(x_0, 0, x_{q_2}, \dots, x_{q_n})$ | $(v_{p,0}, 0, v_{p,q_2}, \dots, v_{p,q_n})$ |
| 2 | λ_{q_1} | $q \leftarrow p = (q_2, q_1, q_3, \dots, q_n)$ | $(x_0, 0, x_{q_2}, \dots, x_{q_n})$ | $(v_{p,0}, 0, v_{p,q_2}, \dots, v_{p,q_n})$ |
| 3 | λ_{q_1} | $q \leftarrow p = (q_2, q_3, q_1, \dots, q_n)$ | $(x_0, 0, x_{q_2}, \dots, x_{q_n})$ | $(v_{p,0}, 0, v_{p,q_2}, \dots, v_{p,q_n})$ |
| \vdots | \vdots | \vdots | \vdots | \vdots |
| n | λ_{q_1} | $q \leftarrow p = (q_2, q_3, \dots, q_n, q_1)$ | $(x_0, 0, x_{q_2}, \dots, x_{q_n})$ | $(v_{p,0}, 0, v_{p,q_2}, \dots, v_{p,q_n})$ |
| $n+1$ | μ_{q_1} | $q \leftarrow p = q$ | $(x_{q_1}, x_{q_1}, x_{q_1}, \dots, x_{q_1})$ | $(v_{q,q_1}, v_{q,q_1}, v_{q,q_1}, \dots, v_{q,q_1})$ |
| $n+2$ | μ_{q_2} | $q \leftarrow p = q$ | $(x_{q_2}, x_{q_1}, x_{q_2}, \dots, x_{q_2})$ | $(v_{q,q_2}, v_{q,q_1}, v_{q,q_2}, \dots, v_{q,q_2})$ |
| \vdots | \vdots | \vdots | \vdots | \vdots |
| $2n$ | μ_{q_n} | $q \leftarrow p = q$ | $(x_{q_n}, x_{q_1}, x_{q_2}, \dots, x_{q_n})$ | $(v_{q,q_n}, v_{q,q_1}, v_{q,q_2}, \dots, v_{q,q_n})$ |

Figure 8: Incoming transitions of any given state q caused by update arrival or update delivery. The incoming state is denoted as p .

the matrix A is called the coefficient matrix, \mathbf{v} the variable vector, and \mathbf{b} the constant vector. The matrices and vectors will be indexed by permutations and/or integers. Let m, n be the row index and the column index for a matrix A , then $A(m, n)$ is the (m, n) -th entry. Let M, N be sets of rows and columns indices for a matrix A , then $A(M, N)$ is the corresponding submatrix of A with rows M and columns N . Moreover, $A(:, N)$ is the submatrix of A with columns N , and $A(M, :)$ is the submatrix with rows M . For a vector \mathbf{v} , its n -th entry is denoted by v_n , and its sub-vector indexed by N is denoted by $\mathbf{v}(N)$.

C. Main result

In this subsection, we derive the algorithm to compute the AoI of the heterogeneous network. To simplify the presentation, the proofs for the results are provided in the appendix.

First, let us describe the SHS. The continuous state $\mathbf{x} = (x_0, x_1, \dots, x_n)$ represents the ages of the monitor, Server 1, ..., and Server n . The set of discrete states \mathcal{Q} is the set of all permutations of the set $\{1, 2, \dots, n\}$. There are $n!$ states in total. State $q = (q_1, q_2, \dots, q_n) \in \mathcal{Q}$ represents the ordering of the age among all the servers, meaning $x_{q_1} \leq x_{q_2} \leq \dots \leq x_{q_n}$.

The incoming transitions of state $q = (q_1, q_2, \dots, q_n)$ are listed in Figure 8. Here for an incoming state p , $\mathbf{v}_p A_l$ corresponds to the last term in Equation (3). For ease of exposition, the entries in vector \mathbf{x} are reordered as $(x_0, x_{q_1}, \dots, x_{q_n})$. By abuse of notation, in Figure 8, the reordered vector is still called \mathbf{x} . Similarly, $\mathbf{x}', \mathbf{v}_p$ are also reordered.

For transition $l, 1 \leq l \leq n$, state $p = (q_2, \dots, q_{l-1}, q_1, q_l, \dots, q_n)$ is an incoming state of state q , corresponding to an update arrival at server q_1 with rate λ_{q_1} . The q_1 -th entry in \mathbf{x}' becomes 0. Accordingly, the q_1 -th entry in \mathbf{v}_p becomes 0. The set of incoming states of q for such transitions can be represented as H_q^{-1} .

For transition $l, n+1 \leq l \leq 2n$, set $i = l - n$. An update is delivered to the monitor from Server q_i with rate μ_{q_i} , and q is an incoming state to itself. In this case, we preempt any update in the servers that has larger information age and put a fake update in them which is the update from Server q_i . In other words, we preempt updates in servers (q_{i+1}, \dots, q_n) and replace them with the update from Server q_i . Therefore, the new vector \mathbf{x}' becomes $(x_{q_i}, x_{q_1}, \dots, x_{q_{i-1}}, x_{q_i}, \dots, x_{q_i})$. Similarly the corresponding vector \mathbf{v}_p changes as $(v_{p,q_i}, v_{p,q_1}, \dots, v_{p,q_{i-1}}, v_{p,q_i}, \dots, v_{p,q_i})$.

Now, we write down Equation (3) as in Lemma 1 for each state $q \in \mathcal{Q}$. Notice that each update arrival or update delivery results in an outgoing state for state q . Hence on the left-hand side of Equation (3), \mathbf{v}_q is multiplied by sum of rates of outgoing transitions which for every $q \in \mathcal{Q}$ is equal to $\sum_{j=1}^n \lambda_{q_j} + \sum_{j=1}^n \mu_{q_j}$. Also, $\mathbf{b}_q = [1, \dots, 1]$ due to the fake update, and π_q is the stationary distribution to be computed by Lemma 2. The last term on the right-hand side of (3) can be expressed according to Figure 8. Therefore, for $q \in \mathcal{Q}$,

$$(v_{q,0}, v_{q,q_1}, v_{q,q_2}, \dots, v_{q,q_n}) \left(\sum_{j=1}^n \lambda_{q_j} + \sum_{j=1}^n \mu_{q_j} \right) = \pi_q + \lambda_{q_1} \left(\sum_{p \in H_q^{-1}} (v_{p,0}, 0, v_{p,q_2}, \dots, v_{p,q_n}) \right) \quad (47)$$

$$+ \sum_{i=1}^n \mu_{q_i} (v_{q,q_i}, v_{q,q_1}, \dots, v_{q,q_{i-1}}, v_{q,q_i}, \dots, v_{q,q_i}).$$

The following lemma gives the steady-state probability, which only depends on arrival rates λ_i and the order of the update's age in a state.

Lemma 2. For a given state $q = (q_1, q_2, \dots, q_n)$ in which $q \in \mathcal{Q}$, the steady state probability (π_q) is

$$\pi_q = \frac{\lambda_{q_1}}{\sum_{j=1}^n \lambda_{q_j}} \frac{\lambda_{q_2}}{\sum_{j=2}^n \lambda_{q_j}} \frac{\lambda_{q_3}}{\sum_{j=3}^n \lambda_{q_j}} \dots \frac{\lambda_{q_{n-1}}}{\sum_{j=n-1}^n \lambda_{q_j}} \quad (48)$$

In the next theorem we represent the equations of (47) in matrix form as $T\mathbf{v} = \boldsymbol{\pi}$ for some coefficient matrix T and some constant vector $\boldsymbol{\pi}$. In total, there are $(n+1)!$ equations since there $n!$ states and each $\mathbf{v}_q = (v_{q,q_0}, v_{q,q_1}, \dots, v_{q,q_n})$ has $n+1$ entries. We represent the row and column indices of matrix T using 2 tuples of (q, i) and (p, k) where p, q are any 2 arbitrary permutations and i, k are numbers in $\{0, 1, \dots, n\}$. In particular, variable v_{p,p_k} corresponds to column index (p, k) in the coefficient matrix, and the i -th equation (out of $n+1$) in equation (47) corresponds to row (q, i) . Accordingly, vectors $\mathbf{v}, \boldsymbol{\pi}$ are indexed by (p, k) .

Lemma 3. The $(n+1)!$ transition equations in (47) can be written as

$$T\mathbf{v} = \boldsymbol{\pi}. \quad (49)$$

Here the constant vector $\boldsymbol{\pi}$ has entry π_p in row (p, k) , for all $0 \leq k \leq n$, and any permutation p . And the coefficient matrix T is as follows:

$$T((q, i), (p, k)) = \begin{cases} \sum_{l=2}^n \lambda_{q_l} + \sum_{l=1}^n \mu_{q_l}, & \text{if } i = 0 \text{ and } (q, i) = (p, k), \\ -\lambda_{q_1}, & \text{if } i = k = 0 \text{ and } q = h_j(p), \text{ for } j = 2, \dots, n, \\ -\mu_{q_k}, & \text{if } i = 0 \text{ and } q = p, \text{ for } k = 1, \dots, n, \\ \sum_{j=1}^n \lambda_{q_j}, & \text{if } i = 1 \text{ and } (q, i) = (p, k), \\ \sum_{l=2}^n \lambda_{q_l} + \sum_{l=1}^{i-1} \mu_{q_l}, & \text{if } i > 1 \text{ and } (q, i) = (p, k) \\ -\lambda_{q_1}, & \text{if } i > 1 \text{ and } q = h_j(p), k = \langle i \rangle_j, \text{ for } j = 2, \dots, n, \\ -\mu_{q_k}, & \text{if } i > 1 \text{ and } q = p \text{ for } k = 1, 2, \dots, i-1, \\ 0, & \text{o.w.} \end{cases} \quad (50)$$

Here $k = \langle i \rangle_j$ means that $k = i-1$ if $i \leq j$, and $k = i$ if $i > j$.

Next we show that solving the original set of equations simplifies to solving smaller sets of equations separately. In Algorithm 2, we break down the $(n+1)!$ equations into smaller sets to solve all variables v_{q,q_i} with fixed i and fixed q_i, q_{i+1}, \dots, q_n (Line 5). Namely, we solve $(i-1)!$ variables at a time, for $1 \leq i \leq n$. After solving these variables, we remove them from the equations and update the constant vector \mathbf{c} as in Line 6. Finally, the AoI equals the average of $v_{q,0}$'s, which requires solving $n!$ equations as in Line 11.

Algorithm 2 AoI calculation of n -server heterogeneous network.

```

1: for  $i = 1, 2, \dots, n$ , do
2:   for distinct  $c_i, \dots, c_n \in [n]$  do
3:      $N \leftarrow \{(q, i) : (q_i, \dots, q_n) = (c_i, \dots, c_n)\}$ 
4:      $\bar{N} \leftarrow \{(q, i) : (q_i, \dots, q_n) \neq (c_i, \dots, c_n)\}$ 
5:     Solve  $T(N, N)\mathbf{v}(N) = \mathbf{c}(N)$  (will use Algorithm 3)
6:      $\mathbf{c}(\bar{N}) \leftarrow \mathbf{c}(\bar{N}) + T(\bar{N}, N)\mathbf{v}(N)$ 
7:   end for
8: end for
9:  $N \leftarrow \{(q, 0) : \text{all permutations } q\}$ 
10:  $\triangleright \mathbf{v}(N) = \{v_{q,0} : \text{all permutations } q\}$ 
11:  $AoI \leftarrow \sum_q v_{q,0}$  where  $T(N, N)\mathbf{v}(N) = \mathbf{c}(N)$  (will use Algorithm 3)
```

The breakdown is justified in Lemma 4. We show that the $(i-1)!$ equations in Line 5 and the $n!$ equation in Line 11 have coefficient matrices in the same form, denoted as T_0 . The equations defined by T_0 will be solved by Algorithm 3 explained later.

Lemma 4. Define T_0 parameterized by i to be the following $i! \times i!$ matrix,

$$T_0(q, p) = \begin{cases} \sum_{j=2}^n \lambda_{q_j} + \sum_{j=1}^n \mu_{q_j}, & \text{if } q = p, \\ -\lambda_{q_1}, & \text{if } q = h_j(p), j = 2, \dots, i, \\ 0, & \text{o.w.} \end{cases} \quad (51)$$

Moreover, we define T_0 parameterized by $i = 0, 1$ to be the scalar

$$T_0 = \mu_1. \quad (52)$$

Solving the set of equations in Lemma 3 is equivalent to solving the equations corresponding to T_0 parameterized by $0, 1, 2, \dots, n$, shown in Lines 5 and 11 of Algorithm 2.

So far, the entire system of equations can be solved once we solve equations defined by T_0 . In Algorithm 3, we provide a recursive method for solving equations defined by T_0 , which breaks down T_0 into matrices in the same form as T_0 but with smaller parameters. Thus, the AoI can be expressed by $\sum_q v_{q,0}$ (Algorithm 2 Line 11) and computed from Algorithm 3 Line 32 according to Lemma 5. Moreover, Lemma 6 shows the correctness of Algorithm 3 and non-negativity of the solution.

Lemma 5. The result of Algorithm 3 Line 32 is

$$\sum_{\text{all permutations } q} v_q^{(0)} = \frac{\sum_{\text{all permutations } q} c_q^{(0)}}{\sum_{i=1}^n \mu_i}. \quad (53)$$

Lemma 6. Consider the following linear equation:

$$T_0 \mathbf{v}^{(0)} = \mathbf{c}^{(0)},$$

where T_0 as defined in (51) is parameterized by $n \geq 0$.

- **Correctness.** Algorithm 3 finds its solution.
- **Non-negativity.** The solution is non-negative if the entries of $\mathbf{c}^{(0)}$ are non-negative and $\mu_1, \dots, \mu_n, \lambda_1, \dots, \lambda_n > 0$.

In summary, we can calculate the AoI by Algorithm 2, of which the equations in Lines 5 and 11 are solved by Algorithm 3.

Theorem 4. The AoI of heterogeneous network with one source and n servers is

$$AoI = \sum_q v_{q,0}, \quad (54)$$

such that $\mathbf{v} = \{v_{q,i} : q \text{ is a permutation of length } n, 0 \leq i \leq n\}$ satisfy

$$T \mathbf{v} = \boldsymbol{\pi}, \quad (55)$$

which is solved by Algorithms 2 and 3.

D. Cases with 2 and 3 Servers

Before proving that Algorithms 2 and 3 solve the $(n+1)!$ equations, we show how they execute when $n = 2$ and 3. From these two examples, we demonstrate the intuition of finding the average AoI, and our proof for the general case follows similar steps. In particular, the lemmas in Section IV-C can be generalized from these two examples.

Example 2. In the case of $n = 2$, we have only 2 states: $(1, 2)$ and $(2, 1)$. State $(1, 2)$ is defined as the state that Server 1 contains a fresher update compared to Server 2 and State $(2, 1)$ as the state that Server 2 has the

Algorithm 3 Single-source n -server heterogeneous network.

```

1: function HETEROSOLVER( $n, T_0, \mathbf{c}^{(0)}$ )
2:    $\triangleright$  Solve the equation  $T_0 \mathbf{v}^{(0)} = \mathbf{c}^{(0)}$ .
3:    $\triangleright$  Output:  $\{v_q^{(0)} : \text{all } q\}$ , and  $v_{(1,2,\dots,n)}^{(n-1)} = \sum_{\text{all permutations } q} v_q^{(0)}$ .
4:
5:    $\triangleright$  Base cases:
6:   if  $n = 0$  or  $1$  then
7:      $v_1 \leftarrow \frac{\mathbf{c}^{(0)}}{T_0}$ 
8:   end if
9:
10:   $\triangleright$  Forward path:
11:  for  $j=1,2,\dots,n-1$  do
12:     $\triangleright$  Column operation:
13:     $T'_j \leftarrow T_{j-1}$ 
14:    for each  $(j+1)$ -increasing  $p$  do
15:       $T'_j(:, g_{j,k}(p)) \leftarrow T_{j-1}(:, g_{j,k}(p)) - T_{j-1}(:, p)$ , for  $k = n-j+1, \dots, n$ 
16:    end for
17:     $\triangleright$  Row operation:
18:     $T''_j \leftarrow T'_j$ 
19:    for each  $(j+1)$ -increasing  $q$  do
20:       $T''_j(q, :) \leftarrow \sum_{k=n-j}^n (T'_j(g_{j,k}(q), :))$ 
21:       $c_q^{(j)} \leftarrow \sum_{k=n-j}^n c_{g_{j,k}(q)}^{(j-1)}$ 
22:    end for
23:     $\triangleright$  Pick specific rows and columns:
24:     $\triangleright$  Variables  $\mathbf{v}^{(j)}, \mathbf{v}^{(j-1)}$  satisfy  $T_j \mathbf{v}^{(j)} = \mathbf{c}^{(j)}$ ,  $R_j \mathbf{v}^{(j-1)}(\overline{Q}) = \mathbf{c}^{(j-1)}(\overline{Q}) - S_j \mathbf{v}^{(j)}$ 
25:     $\overline{Q} \leftarrow \{q : q \text{ is } (j+1)\text{-increasing}\}$ 
26:     $\overline{Q} \leftarrow \{q : q \text{ is } j\text{-increasing but not } (j+1)\text{-increasing}\}$ 
27:     $T_j \leftarrow T''_j(\overline{Q}, \overline{Q})$ 
28:     $R_j \leftarrow T''_j(\overline{Q}, \overline{Q})$ 
29:     $S_j \leftarrow T''_j(\overline{Q}, \overline{Q})$ 
30:  end for
31:   $\triangleright$  Now  $T_{n-1}, \mathbf{c}^{(n-1)}$  are both scalars
32:   $v_{(1,2,\dots,n)}^{(n-1)} \leftarrow \frac{\mathbf{c}^{(n-1)}}{T_{n-1}}$ 
33:
34:   $\triangleright$  Backward path:
35:  for  $j = n-1, n-2, \dots, 1$  do
36:    for distinct  $c_{n-j}, \dots, c_n \in [n]$  such that  $c_{n-j+1} < \dots < c_n$  but  $c_{n-j} > c_{n-j+1}$  do
37:       $N \leftarrow \{q : (q_{n-j}, \dots, q_n) = (c_{n-j}, \dots, c_n)\}$ 
38:       $\mathbf{v}^{(j-1)}(N) \leftarrow \text{HeteroSolver}(n-j-1, R_j(N, N), \mathbf{c}^{(j-1)}(N) - S_j(N, :) \mathbf{v}^{(j)})$ 
39:    end for
40:     $v_p^{(j-1)} \leftarrow v_p^{(j)} - \sum_{k=n-j+1}^n v_{g_{j,k}(p)}^{(j-1)}$ , for  $j+1$ -increasing  $p$ 
41:  end for
42: end function

```

| l | $\lambda(l)$ | Transition | $\mathbf{x}' = \mathbf{x}A_l$ | $\mathbf{v}_p A_l$ |
|-----|--------------|----------------------------|-------------------------------|---|
| 1 | λ_1 | $(1, 2) \leftarrow (1, 2)$ | $(x_0, 0, x_2)$ | $(v_{(1,2),0}, 0, v_{(1,2),2})$ |
| 2 | λ_1 | $(1, 2) \leftarrow (2, 1)$ | $(x_0, 0, x_2)$ | $(v_{(2,1),0}, 0, v_{(2,1),2})$ |
| 3 | μ_1 | $(1, 2) \leftarrow (1, 2)$ | (x_1, x_1, x_1) | $(v_{(1,2),1}, v_{(1,2),1}, v_{(1,2),1})$ |
| 4 | μ_2 | $(1, 2) \leftarrow (1, 2)$ | (x_2, x_1, x_2) | $(v_{(1,2),2}, v_{(1,2),1}, v_{(1,2),2})$ |

| l | $\lambda(l)$ | Transition | $\mathbf{x}' = \mathbf{x}A_l$ | $\mathbf{v}_p A_l$ |
|-----|--------------|----------------------------|-------------------------------|---|
| 1 | λ_2 | $(2, 1) \leftarrow (2, 1)$ | $(x_0, 0, x_1)$ | $(v_{(2,1),0}, 0, v_{(2,1),1})$ |
| 2 | λ_2 | $(2, 1) \leftarrow (1, 2)$ | $(x_0, 0, x_1)$ | $(v_{(1,2),0}, 0, v_{(1,2),1})$ |
| 3 | μ_2 | $(2, 1) \leftarrow (2, 1)$ | (x_2, x_2, x_2) | $(v_{(2,1),2}, v_{(2,1),2}, v_{(2,1),2})$ |
| 4 | μ_1 | $(2, 1) \leftarrow (2, 1)$ | (x_1, x_2, x_1) | $(v_{(2,1),1}, v_{(2,1),2}, v_{(2,1),1})$ |

Table III: Incoming transitions of state $(1, 2)$ (top) and $(2, 1)$ (bottom) caused by update arrival or update delivery. In the top table, $\mathbf{x} = (x_0, x_1, x_2)$. In the bottom table, \mathbf{x} is reordered and we write $\mathbf{x} = (x_0, x_2, x_1)$. Similarly, \mathbf{x}' and \mathbf{v}_p are reordered.

fresher update. Upon arrival of an update at each server or receipt of an update at the monitor, we observe some self-transitions and intra-state transitions. Transition rates and mappings are illustrated in Table III.

Steady states probabilities are found knowing that $\pi_{(1,2)} + \pi_{(2,1)} = 1$ and $\pi_{(1,2)}\lambda_2 = \pi_{(2,1)}\lambda_1$. Therefore, we have $[\pi_{(1,2)}, \pi_{(2,1)}] = [\frac{\lambda_1}{\lambda_1 + \lambda_2}, \frac{\lambda_2}{\lambda_1 + \lambda_2}]$. The equations in (47) are:

$$(\lambda_1 + \lambda_2 + \mu_1 + \mu_2)\mathbf{v}_{(1,2)} = \mathbf{b}_1\pi_{(1,2)} + \lambda_1(v_{10}, 0, v_{12}) + \lambda_1(v_{20}, 0, v_{22}) + \mu_1(v_{11}, v_{11}, v_{11}) + \mu_2(v_{12}, v_{11}, v_{12}), \quad (56)$$

$$(\lambda_1 + \lambda_2 + \mu_1 + \mu_2)\mathbf{v}_{(2,1)} = \mathbf{b}_2\pi_{(2,1)} + \lambda_2(v_{10}, 0, v_{11}) + \lambda_2(v_{20}, 0, v_{21}) + \mu_1(v_{21}, v_{22}, v_{21}) + \mu_2(v_{22}, v_{22}, v_{22}), \quad (57)$$

where $\mathbf{v}_{(1,2)} = (v_{(1,2),0}, v_{(1,2),1}, v_{(1,2),2})$, $\mathbf{v}_{(2,1)} = (v_{(2,1),0}, v_{(2,1),2}, v_{(2,1),1})$, and $\mathbf{b}_1 = \mathbf{b}_2 = (1, 1, 1)$. Therefore, we have six equations and six unknowns here. By writing down the equations from equations (56) and (57) in matrix form, $T\mathbf{v} = \boldsymbol{\pi}$ will be as follows:

$$\begin{matrix} & (1,2),0 & (1,2),1 & (1,2),2 & (2,1),0 & (2,1),2 & (2,1),1 \\ \begin{matrix} (1,2),0 \\ (1,2),1 \\ (1,2),2 \\ (2,1),0 \\ (2,1),2 \\ (2,1),1 \end{matrix} & \begin{pmatrix} \lambda_2 + \sum_{i=1}^2 \mu_i & -\mu_1 & -\mu_2 & -\lambda_1 & 0 & 0 \\ 0 & \lambda_1 + \lambda_2 & 0 & 0 & 0 & 0 \\ 0 & -\mu_1 & \lambda_2 + \mu_1 & 0 & -\lambda_1 & 0 \\ -\lambda_2 & 0 & 0 & \lambda_1 + \sum_{i=1}^2 \mu_i & -\mu_2 & -\mu_1 \\ 0 & 0 & 0 & 0 & \lambda_1 + \lambda_2 & 0 \\ 0 & -\lambda_2 & 0 & 0 & -\mu_2 & \lambda_1 + \mu_2 \end{pmatrix} & \begin{pmatrix} v_{(1,2),0} \\ v_{(1,2),1} \\ v_{(1,2),2} \\ v_{(2,1),0} \\ v_{(2,1),2} \\ v_{(2,1),1} \end{pmatrix} & = & \begin{pmatrix} \pi_{(1,2)} \\ \pi_{(1,2)} \\ \pi_{(1,2)} \\ \pi_{(2,1)} \\ \pi_{(2,1)} \\ \pi_{(2,1)} \end{pmatrix} \end{matrix} \quad (58)$$

We can see that matrix T here matches the general form in Lemma 3. Now we show these equations have non-negative solutions and use Lemma 1 to find the AoI. First, we look at the rows/columns $((1,2),1)$ and $((2,1),2)$ notice that they form a diagonal matrix of size 2 by 2. Therefore we can solve and remove the variables $v_{(1,2),1}, v_{(2,1),2}$. They correspond to variables v_{q,q_1} in Lemma 4. They are also non-negative since the the 2 diagonal entries and the entries of vector $\boldsymbol{\pi}$ are positive. Second, consider rows/columns $((1,2),2)$ and $((2,1),1)$ corresponding to variables v_{q,q_2} in Lemma 4, again we obtain a 2 by 2 diagonal matrix. Hence we are able to find the variables $v_{(1,2),2}, v_{(2,1),1}$. After removing these 4 variables we are left with matrix T_0 which is in the same form as Equation (51):

$$\begin{matrix} & (1,2),0 & (2,1),0 \\ \begin{matrix} (1,2),0 \\ (2,1),0 \end{matrix} & \begin{pmatrix} \lambda_2 + \sum_{i=1}^2 \mu_i & -\lambda_1 \\ -\lambda_2 & \lambda_1 + \sum_{i=1}^2 \mu_i \end{pmatrix} \end{matrix} \quad (59)$$

We can solve the matrix T_0 only after one iteration of Algorithm 3. The corresponding variables are denoted as $\mathbf{v}^{(0)} = (v_{(1,2)}^{(0)}, v_{(2,1)}^{(0)})^\top = (v_{(1,2),0}, v_{(2,1),0})^\top$. By definition in Section IV-B, the permutation $(1, 2)$ is odd (2-increasing), and $(2, 1)$ is even. In the forward path of Algorithm 3 we do column operation in Line 15, meaning

$$\begin{pmatrix} \sum_{i=1}^2 \mu_i & 0 \\ -\lambda_2 & \sum_{i=1}^2 \mu_i + \sum_{i=1}^2 \lambda_i \end{pmatrix}. \quad (60)$$

In the backward path of Algorithm 3, we find the first variable $v_{(1,2)}^{(1)}$, and then the second variable $v_{(2,1),0}$. Now we can find the variable $v_{(1,2),0} = v_{(1,2)}^{(1)} - v_{(2,1),0}$. One can see from (60) that $v_{(2,1),0}$ is non-negative, and we will show in Lemma 6 that $v_{(1,2),0}$ is also non-negative. So the solution to (58) is non-negative, and by Lemma 1 the AoI equals $v_{(1,2)}^{(1)}$.

$$(\pi(1,2,3), \pi(1,2,3), \pi(1,2,3), \pi(1,2,3), \pi(1,3,2), \pi(1,3,2), \pi(1,3,2), \pi(1,3,2), \dots, \pi(3,2,1), \pi(3,2,1), \pi(3,2,1), \pi(3,2,1))^T,$$
$$\begin{aligned} & (v_{(1,2,3),0}, v_{(1,2,3),1}, v_{(1,2,3),2}, v_{(1,2,3),3}, v_{(1,3,2),0}, v_{(1,3,2),1}, v_{(1,3,2),3}, v_{(1,3,2),2}, \\ & v_{(2,1,3),0}, v_{(2,1,3),2}, v_{(2,1,3),1}, v_{(2,1,3),3}, v_{(2,3,1),0}, v_{(2,3,1),2}, v_{(2,3,1),3}, v_{(2,3,1),1}, \\ & v_{(3,1,2),0}, v_{(3,1,2),3}, v_{(3,1,2),1}, v_{(3,1,2),2}, v_{(3,2,1),0}, v_{(3,2,1),3}, v_{(3,2,1),2}, v_{(3,2,1),1})^\top. \end{aligned}$$

| | | | | | | | | | | | | | | | | | | | | | | | | |
|-----------------|-----------------|-----------------|-----------------|-----------------|-----------------|-----------------|-----------------|-----------------|-----------------|-----------------|-----------------|-----------------|-----------------|-----------------|-----------------|-----------------|-----------------|-----------------|-----------------|-----------------|-----------------|-----------------|-----------------|---|
| * | -μ ₁ | -μ ₂ | -μ ₃ | 0 | 0 | 0 | 0 | -λ ₁ | 0 | 0 | 0 | -λ ₁ | 0 | 0 | 0 | 0 | 0 | 0 | 0 | 0 | 0 | 0 | 0 | 0 |
| 0 | \$ | 0 | 0 | 0 | 0 | 0 | 0 | 0 | 0 | 0 | 0 | 0 | 0 | 0 | 0 | 0 | 0 | 0 | 0 | 0 | 0 | 0 | 0 | 0 |
| 0 | -μ ₁ | @ | 0 | 0 | 0 | 0 | 0 | 0 | -λ ₁ | 0 | 0 | 0 | -λ ₁ | 0 | 0 | 0 | 0 | 0 | 0 | 0 | 0 | 0 | 0 | 0 |
| 0 | -μ ₁ | -μ ₂ | # | 0 | 0 | 0 | 0 | 0 | 0 | 0 | -λ ₁ | 0 | -λ ₁ | 0 | 0 | 0 | 0 | 0 | 0 | 0 | 0 | 0 | 0 | 0 |
| 0 | 0 | 0 | 0 | * | -μ ₁ | -μ ₃ | -μ ₂ | 0 | 0 | 0 | 0 | 0 | 0 | 0 | 0 | -λ ₁ | 0 | 0 | 0 | -λ ₁ | 0 | 0 | 0 | 0 |
| 0 | 0 | 0 | 0 | \$ | 0 | 0 | 0 | 0 | 0 | 0 | 0 | 0 | 0 | 0 | 0 | 0 | 0 | 0 | 0 | 0 | 0 | 0 | 0 | 0 |
| 0 | 0 | 0 | 0 | 0 | -μ ₁ | @ | 0 | 0 | 0 | 0 | 0 | 0 | 0 | 0 | 0 | -λ ₁ | 0 | 0 | 0 | -λ ₁ | 0 | 0 | 0 | 0 |
| 0 | 0 | 0 | 0 | 0 | -μ ₁ | -μ ₃ | # | 0 | 0 | 0 | 0 | 0 | 0 | 0 | 0 | 0 | 0 | -λ ₁ | 0 | -λ ₁ | 0 | 0 | 0 | 0 |
| -λ ₂ | 0 | 0 | 0 | -λ ₂ | 0 | 0 | 0 | * | -μ ₂ | -μ ₁ | -μ ₃ | 0 | 0 | 0 | 0 | 0 | 0 | 0 | 0 | 0 | 0 | 0 | 0 | 0 |
| 0 | 0 | 0 | 0 | 0 | 0 | 0 | 0 | \$ | 0 | 0 | 0 | 0 | 0 | 0 | 0 | 0 | 0 | 0 | 0 | 0 | 0 | 0 | 0 | 0 |
| 0 | -λ ₂ | 0 | 0 | 0 | -λ ₂ | 0 | 0 | 0 | -μ ₂ | @ | 0 | 0 | 0 | 0 | 0 | 0 | 0 | 0 | 0 | 0 | 0 | 0 | 0 | 0 |
| 0 | 0 | 0 | -λ ₂ | 0 | 0 | -λ ₂ | 0 | 0 | -μ ₂ | -μ ₁ | # | 0 | 0 | 0 | 0 | 0 | 0 | 0 | 0 | 0 | 0 | 0 | 0 | 0 |
| 0 | 0 | 0 | 0 | 0 | 0 | 0 | 0 | 0 | 0 | 0 | 0 | * | -μ ₂ | -μ ₃ | -μ ₁ | -λ ₂ | 0 | 0 | 0 | -λ ₂ | 0 | 0 | 0 | 0 |
| 0 | 0 | 0 | 0 | 0 | 0 | 0 | 0 | 0 | 0 | 0 | 0 | \$ | 0 | 0 | 0 | 0 | 0 | 0 | 0 | 0 | 0 | 0 | 0 | 0 |
| 0 | 0 | 0 | 0 | 0 | 0 | 0 | 0 | 0 | 0 | 0 | 0 | 0 | -μ ₂ | @ | 0 | 0 | -λ ₂ | 0 | 0 | 0 | -λ ₂ | 0 | 0 | 0 |
| 0 | 0 | 0 | 0 | 0 | 0 | 0 | 0 | 0 | 0 | 0 | 0 | 0 | -μ ₂ | -μ ₃ | # | 0 | 0 | -λ ₂ | 0 | 0 | 0 | 0 | -λ ₂ | 0 |
| -λ ₃ | 0 | 0 | 0 | -λ ₃ | 0 | 0 | 0 | 0 | 0 | 0 | 0 | 0 | 0 | 0 | 0 | * | -μ ₃ | -μ ₁ | -μ ₂ | 0 | 0 | 0 | 0 | 0 |
| 0 | 0 | 0 | 0 | 0 | 0 | 0 | 0 | 0 | 0 | 0 | 0 | 0 | \$ | 0 | 0 | 0 | 0 | 0 | 0 | 0 | 0 | 0 | 0 | 0 |
| 0 | -λ ₃ | 0 | 0 | 0 | -λ ₃ | 0 | 0 | 0 | 0 | 0 | 0 | 0 | 0 | 0 | 0 | 0 | -μ ₃ | @ | 0 | 0 | 0 | 0 | 0 | 0 |
| 0 | 0 | -λ ₃ | 0 | 0 | 0 | -λ ₃ | 0 | 0 | 0 | 0 | 0 | 0 | 0 | 0 | 0 | 0 | -μ ₃ | -μ ₁ | # | 0 | 0 | 0 | 0 | 0 |
| 0 | 0 | 0 | 0 | 0 | 0 | 0 | 0 | -λ ₃ | 0 | 0 | 0 | -λ ₃ | 0 | 0 | 0 | 0 | 0 | 0 | 0 | * | -μ ₃ | -μ ₂ | -μ ₁ | 0 |
| 0 | 0 | 0 | 0 | 0 | 0 | 0 | 0 | 0 | 0 | 0 | 0 | 0 | 0 | 0 | 0 | 0 | 0 | 0 | 0 | \$ | 0 | 0 | 0 | 0 |
| 0 | 0 | 0 | 0 | 0 | 0 | 0 | 0 | 0 | -λ ₃ | 0 | 0 | 0 | -λ ₃ | 0 | 0 | 0 | 0 | 0 | 0 | 0 | -μ ₃ | @ | 0 | 0 |
| 0 | 0 | 0 | 0 | 0 | 0 | 0 | 0 | 0 | 0 | -λ ₃ | 0 | 0 | 0 | 0 | -λ ₃ | 0 | 0 | 0 | 0 | 0 | -μ | | | |

We illustrate here how we use Lemma 4 in order to solve matrix T . Variables v_{q,q_1} correspond a diagonal submatrix of T with size $n! \times n!$ (the \$ entries), and we can find their values. After removing these variables, for finding v_{q,q_2} , we solve the ones that the last 2 entries of their permutation are the same. For instance if $(q_2, q_3) = (2, 3)$ we see that we only need to solve the single variable $v_{(1,2,3),2}$, corresponding to the 3rd row/column. Therefore, we can solve all these variables individually. For solving v_{q,q_3} , we solve the ones that their last entry of

their permutation is the same. For instance if $q_3 = 3$, we need to solve variables $v_{(1,2,3),3}$ and $v_{(2,1,3),3}$ together. The resulting coefficients for these variables are as follows:

$$\begin{pmatrix} \lambda_2 + \lambda_3 + \mu_1 + \mu_2 & -\lambda_1 \\ -\lambda_2 & \lambda_1 + \lambda_3 + \mu_1 + \mu_2 \end{pmatrix}, \quad (61)$$

and we can see that we solved this in Equation (59) of Example 2 with a change of variable. At the end, we need to solve variables v_{q,q_0} or in another word T_0 which is as follows:

$$\begin{matrix} & (1, 2, 3) & (1, 3, 2) & (2, 1, 3) & (2, 3, 1) & (3, 1, 2) & (3, 2, 1) \\ \begin{matrix} (1, 2, 3) \\ (1, 3, 2) \\ (2, 1, 3) \\ (2, 3, 1) \\ (3, 1, 2) \\ (3, 2, 1) \end{matrix} & \begin{pmatrix} \lambda_2 + \lambda_3 + \sum_{i=1}^3 \mu_i & 0 & -\lambda_1 & -\lambda_1 & 0 & 0 \\ 0 & \lambda_2 + \lambda_3 + \sum_{i=1}^3 \mu_i & 0 & 0 & -\lambda_1 & -\lambda_1 \\ -\lambda_2 & -\lambda_2 & \lambda_1 + \lambda_3 + \sum_{i=1}^3 \mu_i & 0 & 0 & 0 \\ 0 & 0 & 0 & \lambda_1 + \lambda_3 + \sum_{i=1}^3 \mu_i & -\lambda_2 & -\lambda_2 \\ -\lambda_3 & -\lambda_3 & 0 & 0 & \lambda_1 + \lambda_2 + \sum_{i=1}^3 \mu_i & 0 \\ 0 & 0 & -\lambda_3 & -\lambda_3 & 0 & \lambda_1 + \lambda_2 + \sum_{i=1}^3 \mu_i \end{pmatrix} \end{matrix} \quad (62)$$

In the first run of the forward path in Algorithm 3 we perform row and column operations on T_0 , and obtain T_1'' as

$$\begin{pmatrix} \lambda_2 + \lambda_3 + \sum_{i=1}^3 \mu_i & 0 & -\lambda_1 & 0 & -\lambda_1 & 0 \\ 0 & \lambda_2 + \lambda_3 + \sum_{i=1}^3 \mu_i & 0 & 0 & -\lambda_1 & 0 \\ -\lambda_2 & 0 & \lambda_1 + \lambda_3 + \sum_{i=1}^3 \mu_i & 0 & -\lambda_2 & 0 \\ 0 & 0 & 0 & \lambda_1 + \lambda_3 + \sum_{i=1}^3 \mu_i & -\lambda_2 & 0 \\ -\lambda_3 & 0 & -\lambda_3 & 0 & \lambda_1 + \lambda_2 + \sum_{i=1}^3 \mu_i & 0 \\ 0 & 0 & -\lambda_3 & 0 & 0 & \lambda_1 + \lambda_2 + \sum_{i=1}^3 \mu_i \end{pmatrix} \quad (63)$$

Therefore the submatrices T_1 and R_1 are as follows, respectively.

$$\begin{pmatrix} \lambda_2 + \lambda_3 + \sum_{i=1}^3 \mu_i & -\lambda_1 & -\lambda_1 \\ -\lambda_2 & \lambda_1 + \lambda_3 + \sum_{i=1}^3 \mu_i & -\lambda_2 \\ -\lambda_3 & -\lambda_3 & \lambda_1 + \lambda_2 + \sum_{i=1}^3 \mu_i \end{pmatrix}, \quad (64)$$

$$\begin{pmatrix} \lambda_2 + \lambda_3 + \sum_{i=1}^3 \mu_i & 0 & 0 \\ 0 & \lambda_1 + \lambda_3 + \sum_{i=1}^3 \mu_i & 0 \\ 0 & 0 & \lambda_1 + \lambda_2 + \sum_{i=1}^3 \mu_i \end{pmatrix}. \quad (65)$$

Since we performed column operations on each iteration of Algorithm 3, the variables change accordingly. After the first run of the algorithm the new variables corresponding to T_1 are as follows:

$$\begin{aligned} v_{(1,2,3)}^{(1)} &= v_{(1,2,3),0} + v_{(1,3,2),0} \quad , \\ v_{(2,1,3)}^{(1)} &= v_{(2,1,3),0} + v_{(2,3,1),0} \quad , \\ v_{(3,1,2)}^{(1)} &= v_{(3,1,2),0} + v_{(3,2,1),0} \quad . \end{aligned} \quad (66)$$

The remaining variables corresponding to R_1 are unchanged:

$$\begin{aligned} v_{(1,3,2)}^{(1)} &= v_{(1,3,2),0} \quad , \\ v_{(2,3,1)}^{(1)} &= v_{(2,3,1),0} \quad , \\ v_{(3,2,1)}^{(1)} &= v_{(3,2,1),0} \quad . \end{aligned} \quad (67)$$

After the second run of the forward path, we perform row and column operations on T_1 and obtain T_2'' :

$$\begin{pmatrix} \sum_{i=1}^3 \mu_i & 0 & 0 \\ -\lambda_2 & \sum_{i=1}^3 \mu_i & 0 \\ -\lambda_3 & 0 & \sum_{i=1}^3 \mu_i \end{pmatrix}. \quad (68)$$

Hence, $T_2 = \sum_{i=1}^3 \mu_i$ and R_2 is the 2×2 diagonal matrix with diagonal entries $\sum_{i=1}^3 \mu_i$. Correspondingly, the new variable corresponding to T_2 is

$$v_{(1,2,3)}^{(2)} = v_{(1,2,3),0} + v_{(1,3,2),0} + v_{(2,1,3),0} + v_{(2,3,1),0} + v_{(3,1,2),0} + v_{(3,2,1),0}, \quad (69)$$

and the other two variables corresponding to R_2 are not changed:

$$\begin{aligned} v_{(2,1,3)}^{(2)} &= v_{(2,1,3)}^{(1)} = v_{(2,1,3),0} + v_{(2,3,1),0}, \\ v_{(3,1,2)}^{(2)} &= v_{(3,1,2)}^{(1)} = v_{(3,1,2),0} + v_{(3,2,1),0}. \end{aligned} \quad (70)$$

In the backward path, we solve the variables. From T_2 , we can find the variable $v_{(1,2,3)}^{(2)}$, and then after removing it from the matrix T_2'' , we can find $v_{(2,1,3)}^{(2)}$ and $v_{(3,1,2)}^{(2)}$. Hence, we can solve the variables in (66). After removing these variables, the variables in (67) can be solved since R_1 is diagonal. Finally, $v_{q,0}$ can be solved for any q using (66) and (67). The non-negativity of the solution is shown in Lemma 6, and by Lemma 1 the AoI can be computed as $v_{(1,2,3)}^{(2)}$.

In the following, we derive average AoI explicitly in the case of $n = 2$ in Example 2.

Theorem 5. Consider one source and $n = 2$ heterogeneous servers. The AoI is given by:

$$\Delta = \frac{1}{\mu_1 + \mu_2} + \frac{1}{\lambda_1 + \lambda_2} + \frac{1}{\mu_1 + \mu_2} \frac{1}{\lambda_1 + \lambda_2} \left(\frac{\mu_1 \lambda_2}{\lambda_1 + \mu_2} + \frac{\mu_2 \lambda_1}{\lambda_2 + \mu_1} \right).$$

Proof. Following the solution in Example 2, we find the 6 variables corresponding to $v_{1,2} = (v_{(1,2),0}, v_{(1,2),1}, v_{(1,2),2})$ and $v_{2,1} = (v_{(2,1),0}, v_{(2,1),2}, v_{(2,1),1})$ as: $v_{(1,2),1} = \frac{\pi_1}{\lambda_1 + \lambda_2}$ and $v_{(2,1),2} = \frac{\pi_2}{\lambda_1 + \lambda_2}$.

$$v_{(1,2),2} = \pi_1 \left(\frac{1}{\lambda_1 + \lambda_2} + \frac{1}{\lambda_2 + \mu_1} \right), \quad v_{(2,1),1} = \pi_2 \left(\frac{1}{\lambda_1 + \lambda_2} + \frac{1}{\lambda_1 + \mu_2} \right).$$

Also from Lemma 2 we know that, $[\pi_{(1,2)}, \pi_{(2,1)}] = [\frac{\lambda_1}{\lambda_1 + \lambda_2}, \frac{\lambda_2}{\lambda_1 + \lambda_2}]$. Following the steps in Example 2, the average AoI is $v_{(1,2),0} + v_{(2,1),0}$ which simplifies to:

$$\begin{aligned} \text{AoI} &= \frac{1}{\mu_1 + \mu_2} + \frac{\mu_1(v_{(1,2),1} + v_{(2,1),1}) + \mu_2(v_{(1,2),2} + v_{(2,1),2})}{\mu_1 + \mu_2} \\ &= \frac{1}{\mu_1 + \mu_2} + \frac{1}{\lambda_1 + \lambda_2} + \frac{1}{\mu_1 + \mu_2} \frac{1}{\lambda_1 + \lambda_2} \left(\frac{\mu_1 \lambda_2}{\lambda_1 + \mu_2} + \frac{\mu_2 \lambda_1}{\lambda_2 + \mu_1} \right). \end{aligned}$$

□

Next, for $n = 2$ servers, we find the optimal arrival rates of servers, λ_1^*, λ_2^* , given fixed service rates μ_1, μ_2 and sum arrival rate $\lambda \triangleq \lambda_1 + \lambda_2$. The optimal λ_1^* is illustrated in Figure 9.

Theorem 6. For one source and $n = 2$ heterogeneous servers, given μ_1, μ_2 and fixed $\lambda_1 + \lambda_2 = \lambda$, the optimal λ_1^* satisfies

- if $\mu_1 < \mu_2$ and $\mu_2^2 - \frac{\mu_1(\lambda + \mu_1)(\lambda + \mu_2)}{\mu_2} < 0$,

$$\lambda_1^* = \frac{-(\mu_2 + c(\lambda + \mu_1)) + \sqrt{\mu_1(\lambda + \mu_2)(2 + \frac{\mu_2}{\lambda + \mu_1} + \frac{\lambda + \mu_1}{\mu_2})}}{1 - \frac{\mu_1(\lambda + \mu_2)}{\mu_2(\lambda + \mu_1)}},$$

- if $\mu_1 < \mu_2$ and $\mu_2^2 - \frac{\mu_1(\lambda + \mu_1)(\lambda + \mu_2)}{\mu_2} \geq 0$:

$$\lambda_1^* = 0, \lambda_2^* = \lambda,$$

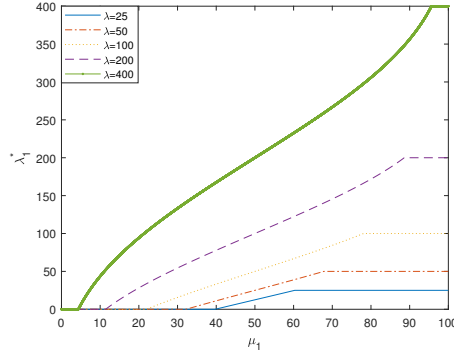


Figure 9: Optimal value of λ_1 as a function of μ_1 . $\lambda_1 + \lambda_2 = \lambda, \mu_1 + \mu_2 = 100$.

- if $\mu_1 > \mu_2$ and $\mu_1^2 \geq \frac{\mu_2(\lambda+\mu_1)(\lambda+\mu_2)}{\mu_1}$:

$$\lambda_1^* = \lambda, \lambda_2^* = 0,$$

- if $\mu_1 > \mu_2$ and $\mu_1^2 < \frac{\mu_2(\lambda+\mu_1)(\lambda+\mu_2)}{\mu_1}$.

$$\lambda_1^* = \lambda - \frac{-(\mu_1 + \frac{(\lambda+\mu_2)}{c}) + \sqrt{\mu_2(\lambda+\mu_1)(2 + \frac{\mu_1}{\lambda+\mu_2} + \frac{\lambda+\mu_2}{\mu_1})}}{1 - \frac{\mu_2(\lambda+\mu_1)}{\mu_1(\lambda+\mu_2)}},$$

where $c = \frac{\mu_1(\lambda+\mu_2)}{\mu_2(\lambda+\mu_1)}$.

Proof. In order to find the optimal values of λ_1 and λ_2 for a given values of μ_1, μ_2, λ where $\lambda_1 + \lambda_2 = \lambda$, we set the derivative of the following equation with respect to λ_1, λ_2 and a to zero.

$$\begin{aligned} AoI &= \frac{1}{\mu_1 + \mu_2} + \frac{\mu_1(v_{(1,2),1} + v_{(2,1),1}) + \mu_2(v_{(1,2),2} + v_{(2,1),2})}{\mu_1 + \mu_2} - a(\lambda_1 + \lambda_2 - \lambda), \\ \frac{\partial AoI}{\partial \lambda_1} &= \frac{-1}{(\lambda_1 + \lambda_2)^2} - \frac{\mu_1 \lambda_2 (2\lambda_1 + \lambda_2 + \mu_2)}{(\lambda_1 + \lambda_2)^2 (\lambda_1 + \mu_2)^2} + \frac{(\lambda_2 + \mu_1)(\mu_2 \lambda_2)}{(\lambda_1 + \lambda_2)^2 (\lambda_2 + \mu_1)^2} - a = 0, \\ \frac{\partial AoI}{\partial \lambda_2} &= \frac{-1}{(\lambda_1 + \lambda_2)^2} - \frac{\mu_2 \lambda_1 (2\lambda_2 + \lambda_1 + \mu_1)}{(\lambda_1 + \lambda_2)^2 (\lambda_2 + \mu_1)^2} + \frac{(\lambda_1 + \mu_2)(\mu_1 \lambda_1)}{(\lambda_1 + \lambda_2)^2 (\lambda_1 + \mu_2)^2} - a = 0. \end{aligned}$$

Also, we know that $\lambda_1 + \lambda_2 = \lambda$. With some algebraic simplification we reach to this 2nd order polynomial equation for finding the optimal value of λ_1 and consequently λ_2 .

$$\lambda_1^2(1 - c) + 2\lambda_1(\mu_2 + c(\lambda + \mu_1)) + \mu_2^2 - c(\lambda + \mu_1)^2, \quad (71)$$

where $c = \frac{\mu_1(\lambda+\mu_2)}{\mu_2(\lambda+\mu_1)}$.

When $c = 1$ it is equivalent to $\mu_1 = \mu_2$ and the equation (71) becomes a first order polynomial which results in $\lambda_1 = \lambda_2 = \frac{\lambda}{2}$. This polynomial has 2 real roots because of its positive discriminant and therefore solving the equation (71) gives us 2 possible candidate for our optimization problem. When $\mu_1 < \mu_2$ then $c < 1$. Knowing the fact that for 2 roots of (71) we have,

$$\begin{aligned} r_1 + r_2 &= \frac{\mu_2 + \frac{\mu_1(\lambda+\mu_2)}{\mu_2}}{c - 1}, \\ r_1 r_2 &= \frac{\mu_2^2 - \frac{\mu_1(\lambda+\mu_1)(\lambda+\mu_2)}{\mu_2}}{1 - c}, \end{aligned}$$

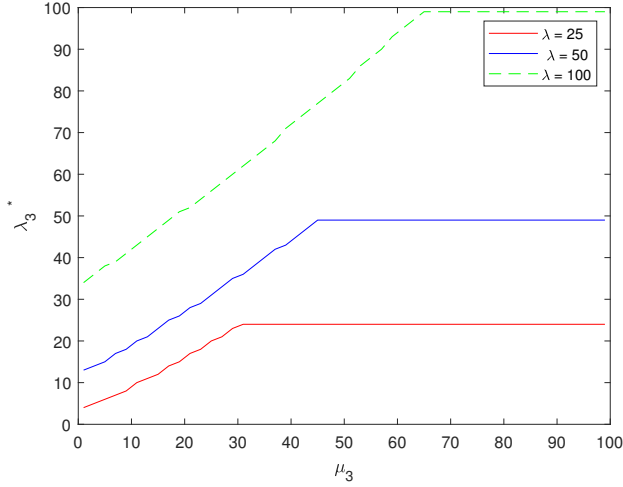


Figure 10: Optimal arrival rate (λ_3^*) for server 3 based on service rate (μ_3) of server 3, where $\lambda_1 = \lambda_2$, $\mu_1 = \mu_2$, $\sum_{i=1}^3 \mu_i = 100$, $\sum_{i=1}^3 \lambda_i = \lambda$, and $n = 3$.

we conclude, when $\mu_1 < \mu_2$ and $\mu_2^2 - \frac{\mu_1(\lambda+\mu_1)(\lambda+\mu_2)}{\mu_2} \geq 0$, the 2 roots are negative and therefore in this regime our optimal values become $\lambda_1 = 0, \lambda_2 = \lambda$. When $\mu_1 < \mu_2$ and $\mu_2^2 - \frac{\mu_1(\lambda+\mu_1)(\lambda+\mu_2)}{\mu_2} \geq 0$, the positive root is the optimal rate which is equal to:

$$\lambda_1 = \frac{-(\mu_2 + c(\lambda + \mu_1)) + \sqrt{\mu_1(\lambda + \mu_2)(2 + \frac{\mu_2}{\lambda + \mu_1} + \frac{\lambda + \mu_1}{\mu_2})}}{1 - \frac{\mu_1(\lambda + \mu_2)}{\mu_2(\lambda + \mu_1)}}.$$

Similarly by writing the 2-nd order polynomial for λ_2 , we reach to the conclusion that when $\mu_1 > \mu_2$, if $\mu_1^2 \geq \frac{\mu_2(\lambda+\mu_1)(\lambda+\mu_2)}{\mu_1}$ the optimal rates are $\lambda_1 = \lambda, \lambda_2 = 0$. In the regime that $\mu_1 > \mu_2$ and $\mu_1^2 < \frac{\mu_2(\lambda+\mu_1)(\lambda+\mu_2)}{\mu_1}$, the positive root is the optimal rate.

$$\lambda_2 = \frac{-(\mu_1 + \frac{(\lambda+\mu_2)}{c}) + \sqrt{\mu_2(\lambda + \mu_1)(2 + \frac{\mu_1}{\lambda + \mu_2} + \frac{\lambda + \mu_2}{\mu_1})}}{1 - \frac{\mu_2(\lambda + \mu_1)}{\mu_1(\lambda + \mu_2)}}.$$

□

When $\mu_1 = \mu_2$ the optimal rates that minimize AoI are $\lambda_1^* = \lambda_2^* = \frac{\lambda}{2}$. As Figure 9 illustrates, for $\mu_1 = \mu_2 = 50$, optimal rates are $\lambda_1^* = \frac{\lambda}{2}$ and in the regimes that one of the service rates is much greater than the other one, AoI minimizes when all the updates are sent to the server with greater service rate.

Also, when we have $n = 3$ servers and sum of service rates is $\mu_1 + \mu_2 + \mu_3 = 100$, we notice a saturation region in Figure 10 similar to what we observed in Figure 9. Here Server 1 and Server 2 have the same arrival rate ($\lambda_1 = \lambda_2$) and service rate ($\mu_1 = \mu_2$). It shows that when the service rate for one of the servers is much greater compared to the other 2 servers, it is optimal in terms of minimizing average AoI to allocate most of the arrival rate to that server which is intuitive.

V. CONCLUSION

In this paper, we studied the age of information in the presence of multiple independent servers monitoring several information sources. We derived AoI for the LCFS queue model using SHS analysis when we had a homogeneous network and a single source. We also provided an algorithm for deriving AoI when we have m sources and n servers in a homogeneous network. For a heterogeneous network, we proved that using our algorithm we can solve the enormous numbers of equations and find the average AoI. We illustrated how these algorithms implement for

the cases of $n = 2, 3$ servers and derive the optimal arrival rate given that the sum arrival rate is fixed for when $n = 2$. From the simulation, it is observed that LCFS outperforms LCFS with preemption in waiting and FCFS for a homogeneous single information source network. Future directions include deriving explicit formula of AoI in heterogeneous sensing networks where the update arrival rate and/or the service rate are different among the servers for any number of sources and servers. Also, investigating arrival rates and service rate other than Poisson distribution can further enrich the system model practicality.

APPENDIX

Notations. Below are notations and observations used throughout the proof of the AoI for heterogeneous networks.

- Consider linear equations in matrix form, $A\mathbf{v} = \mathbf{c}$. For most cases, the variable vector \mathbf{v} and the constant vector \mathbf{c} will have non-negative entries, denoted as

$$\mathbf{v} \succeq 0.$$

$$\mathbf{c} \succeq 0.$$

- A row of A corresponds to an equation, hence we use the terms row and equation interchangeably. A column of A corresponds to a variable, hence we use the terms column and variable interchangeably.
- Denote the (q, p) -th entry of A by $A(q, p)$. The p -th variable is denoted by v_p . The p -th entry of \mathbf{c} is c_p .
- For row/equation q , column/variable p , if $A(q, p) < 0$, $\mathbf{c} \succeq 0$ and we have solved $v_p \geq 0$, then we can change the p -th entry of \mathbf{c} to $c_p - A(q, p)v_p$. The new constant vector is still non-negative. Thus we have one less variable in the equation. We say we *exclude v_p from the equation*.
- If we do column operations on the coefficient matrix A (in order to simplify the equations), then it is equivalent to changing the variables. For example, suppose A has 4 columns, $A = [A(:, 1), A(:, 2), A(:, 3), A(:, 4)]$, and we subtract Column 1 from Columns 2 and 3. Then the variables become $v_1 + v_2 + v_3, v_2, v_3, v_4$, because

$$[A(:, 1), A(:, 2), A(:, 3), A(:, 4)] \begin{bmatrix} v_1 \\ v_2 \\ v_3 \\ v_4 \end{bmatrix} = [A(:, 1), A(:, 2) - A(:, 1), A(:, 3) - A(:, 1), A(:, 4)] \begin{bmatrix} v_1 + v_2 + v_3 \\ v_2 \\ v_3 \\ v_4 \end{bmatrix}. \quad (72)$$

By the above observation, in the forward path of Algorithm 3, after the $j = 1$ st iteration's column operation, the p -th variable, denoted as $v_p^{(j)}$, becomes

$$v_p^{(1)} = \sum_{k=n-1}^n v_{g_{1,k}(p)} = \sum_{q:(q_1, \dots, q_{n-2})=(p_1, \dots, p_{n-2})} v_q^{(0)}, \text{ } p \text{ is 2-increasing.} \quad (73)$$

In the $j = 2$ nd iteration, only 2-increasing variables are considered. The p -th variable becomes

$$v_p^{(2)} = \sum_{k=n-2}^n v_{g_{2,k}(p)}^{(1)} = \sum_{q:(q_1, \dots, q_{n-3})=(p_1, \dots, p_{n-3})} v_q^{(0)}, \text{ } p \text{ is 3-increasing.} \quad (74)$$

Continue in a similar manner, in the j -th iteration, $1 \leq j \leq n-1$, the variable is

$$v_p^{(j)} = \sum_{k=n-j}^n v_{g_{j,k}(p)}^{(j-1)} = \sum_{q:(q_1, \dots, q_{n-j-1})=(p_1, \dots, p_{n-j-1})} v_q^{(0)}, \text{ } p \text{ is } (j+1)\text{-increasing.} \quad (75)$$

After the $(n-1)$ -th iteration, the $p = (1, 2, \dots, n)$ -th variable becomes

$$v_{(1,2,\dots,n)}^{(n-1)} = \sum_{\text{all permutations } q} v_q^{(0)}, \text{ } p = (1, 2, \dots, n) \text{ is } n\text{-increasing.} \quad (76)$$

- Let Q be the set of all j -increasing permutation, $|Q| = \frac{n!}{j!}$. Then it can be partitioned as below:

$$Q = \bigcup_{p:(j+1)\text{-increasing}} \{g_{j,k}(p), n-j \leq k \leq n\}. \quad (77)$$

In other words, any permutation that is j -increasing but not $(j+1)$ -increasing can be written as $g_{j,k}(p)$, for some $(j+1)$ -increasing p and k , $n-j+1 \leq k \leq n$.

- If p is j -increasing, define a permutation $\text{Incr}_{j+1}(\cdot)$ on p whose result is $(j+1)$ -increasing, $1 \leq j \leq n-1$:

$$\text{Incr}_{j+1}(p) = \begin{cases} p, & \text{if } p_{n-j} < p_{n-j+1}, \\ (p_1, \dots, p_{n-j-1}, p_{n-j+1}, \dots, p_k, p_{n-j}, p_{k+1}, \dots, p_n), & \text{if } p_k < p_{n-j} < p_{k+1}, k = n-j+1, \dots, n. \end{cases} \quad (78)$$

Here we define $p_{n+1} = \infty$. We also define $\text{Incr}_1(\cdot)$ as the identity permutation. For example, $\text{Incr}_2(1, 3, 4, 2) = (1, 3, 2, 4)$, $\text{Incr}_3(1, 3, 2, 4) = (1, 2, 3, 4)$.

- We see that if p is $(j+1)$ -increasing,

$$\text{Incr}_{j+1}(g_{j,k}(p)) = p, k = n-j, \dots, n. \quad (79)$$

For example, $\text{Incr}_3(g_{2,4}(2, 1, 3, 4)) = \text{Incr}_3(2, 4, 1, 3) = (2, 1, 3, 4)$.

- If p, q are $(j+1)$ -increasing, there exists at most one i , $1 \leq i \leq n$, such that $g_{j,k}(q) = \text{Incr}_j(h_i(p))$ for some $n-j \leq k \leq n$. This is because $\text{Incr}_j(h_i(p))$ starts with p_i , and $g_{j,k}(q)$ starts with q_1 , but it is not possible to have $q_1 = p_i = p_{i'}$ for distinct i, i' . Moreover, we get

$$q = g_{j,k}^{-1}(\text{Incr}_j(h_i(p))) \quad (80)$$

$$= \text{Incr}_{j+1}(\text{Incr}_j(h_i(p))) \quad (81)$$

$$= \text{Incr}_{j+1}(h_i(p)), \quad (82)$$

where (81) follows from (79), and (82) follows from $h_i(p)$ being already j -increasing.

Proof. (Lemma 2) There are $n!$ states and therefore $n!$ steady states probabilities π_q where $\sum_{q \in \mathcal{Q}} \pi_q = 1$. Considering the fact that our Markov chain $q(t)$ is ergodic, the state probabilities always converge to a unique solution satisfying the following equations:

$$\pi_q \sum_{l \in L_q} \lambda^{(l)} = \sum_{l \in L'_q} \lambda^{(l)} \pi_{q_l}, \quad q \in \mathcal{Q}. \quad (83)$$

Self-loops do not need to be considered in the above equation because they will be cancelled. Without loss of generality let us suppose our state is $q = (q_1, q_2, \dots, q_n)$ which is a permutation of $\{1, 2, \dots, n\}$. The incoming states of state q (excluding self-loops) are H_q^{-1} as defined in (45), with incoming rates λ_{q_1} . The outgoing states of q excluding self-loops have rates λ_{q_i} for $i \in [n]$. Therefore, the incoming states are

$$\begin{aligned} s_1 &= h_1^{-1}(q) = (q_1, q_2, q_3, \dots, q_n) = q, \\ s_2 &= h_2^{-1}(q) = (q_2, q_1, q_3, \dots, q_n), \\ s_3 &= h_3^{-1}(q) = (q_2, q_3, q_1, \dots, q_n), \\ &\vdots \\ s_n &= h_n^{-1}(q) = (q_2, q_3, \dots, q_n, q_1), \end{aligned} \quad (84)$$

and Equation (83) is

$$\pi_{s_1} \sum_{i=1}^n \lambda_{q_i} = \lambda_{q_1} \sum_{i=1}^n \pi_{s_i}, \quad q = s_1 \in \mathcal{Q}. \quad (85)$$

Knowing the fact that the steady-state probability is unique, we only need to find a solution for each π_q which satisfies the equations in (85). Next we prove that the following π_q satisfies (85) and it is a probability function:

$$\pi_q = \frac{\lambda_{q_1}}{\sum_{j=1}^n \lambda_{q_j}} \frac{\lambda_{q_2}}{\sum_{j=2}^n \lambda_{q_j}} \frac{\lambda_{q_3}}{\sum_{j=3}^n \lambda_{q_j}} \dots \frac{\lambda_{q_{n-1}}}{\sum_{j=n-1}^n \lambda_{q_j}}. \quad (86)$$

First, let us verify that (86) is a probability function that sums to 1. Consider two permutations (states) that only differ in the last two elements. Therefore based on (86) their steady-state probabilities only differ in the last terms which are $\frac{\lambda_{q_n}}{q_n + q_1}$ and $\frac{\lambda_{q_1}}{q_1 + q_n}$, respectively. Consequently, if we add them together, as the other $n-2$ terms are the

same and $\frac{\lambda_{q_n}}{q_n+q_1} + \frac{\lambda_{q_1}}{q_1+q_n} = 1$ we can cancel the last term in (86). Then, consider 6 permutations that only differ in the last 3 elements. Using a similar argument, the last 2 terms will be cancelled after we sum their probabilities. Continue in a similar argument, the total probability sum is 1.

Next, we prove that (86) satisfies (85) by induction.

Base case. For $n = 2$, it is easy to check (86) satisfies (85).

Induction step. Let us suppose (86) satisfies (85) for the case that we have $n - 1$ servers and consequently $(n - 1)!$ states. We prove that Equation (86) holds for n . Let us remove server q_2 consider the $n - 1$ servers q_1, q_3, \dots, q_n with rates $\lambda_{q_1}, \lambda_{q_3}, \dots, \lambda_{q_n}$, respectively. For state $q' = (q_1, q_3, q_4, \dots, q_n)$, the incoming states are

$$\begin{aligned} s'_1 &= h_1^{-1}(q') = (q_1, q_3, q_4, \dots, q_n) = q', \\ s'_2 &= h_2^{-1}(q') = (q_3, q_1, q_4, \dots, q_n), \\ s'_3 &= h_3^{-1}(q') = (q_3, q_4, q_1, \dots, q_n), \\ &\vdots \\ s'_{n-1} &= h_{n-1}^{-1}(q') = (q_3, q_4, q_5, \dots, q_1), \end{aligned} \tag{87}$$

and the corresponding Equation (83) is

$$\pi_{s'_1}(\lambda_{q_1} + \lambda_{q_3} + \dots + \lambda_{q_n}) = \lambda_{q_1} \sum_{i=1}^{n-1} \pi_{s'_i}. \tag{88}$$

Notice that the first term $\pi_{s'_1} \lambda_{q_1}$ on both sides in the above equation is identical and can be cancelled. Comparing the set of states in (84) and (87) and plugging them into (86), we observe that $\pi_{s_i} = \frac{\lambda_{q_2}}{\sum_{j=1}^n \lambda_{q_j}} \pi_{s'_{i-1}}$ for $i \in \{3, 4, \dots, n\}$. Therefore:

$$\sum_{i=3}^n \pi_{s_i} = \frac{\lambda_{q_2}}{\sum_{j=1}^n \lambda_{q_j}} \sum_{i=3}^n \pi_{s'_{i-1}}. \tag{89}$$

Using the induction assumption that $\{\pi_{s'_i}\}$ satisfy (88), we know that:

$$\begin{aligned} \lambda_{q_1} \sum_{i=3}^n \pi_{s'_{i-1}} &= \lambda_{q_1} \sum_{i=2}^{n-1} \pi_{s'_i} = \left(\sum_{i=3}^n \lambda_{q_i} \right) \pi_{s'_1} \\ &= \left(\sum_{i=3}^n \lambda_{q_i} \right) \frac{\lambda_{q_1}}{\sum_{i=1}^n \lambda_{q_i} - \lambda_{q_2}} \frac{\lambda_{q_3}}{\sum_{i=3}^n \lambda_{q_i}} \frac{\lambda_{q_4}}{\sum_{i=4}^n \lambda_{q_i}} \dots \frac{\lambda_{q_{n-1}}}{\sum_{i=n-1}^n \lambda_{q_i}}. \end{aligned}$$

As a result we can now calculate $\sum_{i=3}^n \pi_{s_i}$ as follows:

$$\sum_{i=3}^n \pi_{s_i} = \frac{\lambda_{q_2}}{\sum_{j=1}^n \lambda_{q_j}} \frac{\sum_{i=3}^n \lambda_{q_i}}{\lambda_{q_1}} \frac{\lambda_{q_1}}{\sum_{i=1}^n \lambda_{q_i} - \lambda_{q_2}} \frac{\lambda_{q_3}}{\sum_{i=3}^n \lambda_{q_i}} \frac{\lambda_{q_4}}{\sum_{i=4}^n \lambda_{q_i}} \dots \frac{\lambda_{q_{n-1}}}{\sum_{i=n-1}^n \lambda_{q_i}}. \tag{90}$$

Now we calculate the term $\pi_{s_2} + \sum_{i=3}^n \pi_{s_i}$ using (86) and (90):

$$\begin{aligned} &\pi_{s_2} + \sum_{i=3}^n \pi_{s_i} \\ &= \frac{\lambda_{q_2}}{\sum_{i=1}^n \lambda_{q_i}} \frac{\lambda_{q_1}}{\sum_{i=1}^n \lambda_{q_i} - \lambda_{q_2}} \frac{\lambda_{q_3}}{\sum_{i=3}^n \lambda_{q_i}} \dots + \frac{\lambda_{q_{n-1}}}{\sum_{i=n-1}^n \lambda_{q_i}} \\ &\quad + \frac{\lambda_{q_2}}{\sum_{i=1}^n \lambda_{q_i}} \frac{\sum_{i=3}^n \lambda_{q_i}}{\lambda_{q_1}} \frac{\lambda_{q_1}}{\sum_{i=1}^n \lambda_{q_i} - \lambda_{q_2}} \frac{\lambda_{q_3}}{\sum_{i=3}^n \lambda_{q_i}} \dots \frac{\lambda_{q_{n-1}}}{\sum_{i=n-1}^n \lambda_{q_i}} \\ &= \frac{\lambda_{q_1}}{\sum_{i=1}^n \lambda_{q_i} - \lambda_{q_2}} \frac{\lambda_{q_3}}{\sum_{i=3}^n \lambda_{q_i}} \dots \frac{\lambda_{q_{n-1}}}{\sum_{i=n-1}^n \lambda_{q_i}} \frac{\lambda_{q_2}}{\sum_{i=1}^n \lambda_{q_i}} \left(1 + \frac{\sum_{i=3}^n \lambda_{q_i}}{\lambda_{q_1}} \right) \\ &= \frac{\lambda_{q_1}}{\sum_{i=1}^n \lambda_{q_i} - \lambda_{q_2}} \frac{\lambda_{q_3}}{\sum_{i=3}^n \lambda_{q_i}} \dots \frac{\lambda_{q_{n-1}}}{\sum_{i=n-1}^n \lambda_{q_i}} \frac{\lambda_{q_2}}{\sum_{i=1}^n \lambda_{q_i}} \frac{\sum_{i=1}^n \lambda_{q_i} - \lambda_{q_2}}{\lambda_{q_1}} \end{aligned}$$

$$= \frac{\lambda_{q_3}}{\sum_{i=3}^n \lambda_{q_i}} \cdots \frac{\lambda_{q_{n-1}}}{\sum_{i=n-1}^n \lambda_{q_i}} \frac{\lambda_{q_2}}{\sum_{i=1}^n \lambda_{q_i}}.$$

Now we verify that (85) holds, which can be rewritten as

$$\pi_{s_1} = \frac{\lambda_{q_1}}{\sum_{i=2}^n \lambda_{q_i}} \sum_{i=2}^n \pi_{s_i} = \frac{\lambda_{q_1}}{\sum_{i=2}^n \lambda_{q_i}} (\pi_{s_2} + \sum_{i=3}^n \pi_{s_i}). \quad (91)$$

By substituting $\pi_{s_2} + \sum_{i=3}^n \pi_{s_i}$ and simplification, we find the right-hand side of (91) as:

$$RHS = \frac{\lambda_{q_1}}{\sum_{i=2}^n \lambda_{q_i}} \frac{\lambda_{q_3}}{\sum_{i=3}^n \lambda_{q_i}} \cdots \frac{\lambda_{q_{n-1}}}{\sum_{i=n-1}^n \lambda_{q_i}} \frac{\lambda_{q_2}}{\sum_{i=1}^n \lambda_{q_i}} = \frac{\lambda_{q_1}}{\sum_{i=1}^n \lambda_{q_i}} \frac{\lambda_{q_2}}{\sum_{i=2}^n \lambda_{q_i}} \frac{\lambda_{q_3}}{\sum_{i=3}^n \lambda_{q_i}} \cdots \frac{\lambda_{q_{n-1}}}{\sum_{i=n-1}^n \lambda_{q_i}}.$$

Plugging $q = s_1$ in (86), the left-hand side of (91) is equal to the right-hand side. Thus, (86) is a solution to (85). The proof is completed. \square

Proof. (Lemma 3) Let us take all the terms other than π_q to the left side of Equation (47). It is clear that the constant vector should be π .

From Equation (47), we notice that

$$(\sum_{j=1}^n \lambda_{q_j}) v_{q,q_1} = \pi_q. \quad (92)$$

Therefore, the case of $i = 1$ holds in (50). We notice that when $i > 1$, in the row (q, i) and column (p, i) of matrix T there is a non-zero entry of $-\lambda_{q_1}$, if and only if p is an incoming state of q or in another word $q = h_j(p)$. When $(q, i) = (p, k)$, the coefficient of variable v_{q,q_i} is equal to $\sum_{l=1}^n (\lambda_{q_l} + \mu_{q_l})$ minus 2 parts. One part is minus λ_{q_1} because every state is also an incoming state for itself, and the second part is $\sum_{j=i}^n \mu_{q_j}$ because whenever we are having an update delivery μ_{q_j} where $j \geq i$, we will have $-\mu_{q_j}$ multiplied by the variable v_{q,q_i} . Therefore the coefficient for variable v_{q,q_i} at the end becomes $\sum_{l=1}^n (\lambda_{q_l} + \mu_{q_l}) - \lambda_{q_1} - \sum_{j=i}^n \mu_{q_j} = \sum_{l=2}^n \lambda_{q_l} + \sum_{l=1}^{i-1} \mu_{q_l}$. Also, when we have an update delivery from server q_k with rate μ_{q_k} where $k < i$, since we preempt the older update, we will have the term $-\mu_{q_k} v_{q,q_k}$ in Equation (47), i.e., an entry of $-\mu_{q_k}$ in $T((q, i), (p, k))$ when $q = p$ and $k < i$. The cases of $i = 0$ can be similarly verified. Obviously the rest of entries of matrix are equal to zero. \square

Proof. (Lemma 4) We take an inductive approach and prove that for iteration $i = 1, 2, \dots, n$, variables

$$\{v_{q,q_i} : (q_i, \dots, q_n) \text{ is fixed}\} \quad (93)$$

can be solved iteratively (Line 5 of Algorithm 2). For iteration $i = n + 1$, variables

$$\{v_{q,0} : \text{all permutations } q\} \quad (94)$$

can be solved (Line 11). And the associated coefficient matrix for each iteration are in the same form as T_0 .

Base case. For $i = 1$, we can solve the variable $v_{q,q_1} = \frac{\pi_q}{\sum_{j=1}^n \lambda_{q_j}}$ according to the case of $i = 1$ in (50) or Equation (92). Since the coefficient is a scalar, it is in the same form as T_0 parameterized by 0.

Induction step. The induction hypothesis is that we have solved the variables $v_{q,q_1}, \dots, v_{q,q_{i-1}}$, for $2 \leq i \leq n$. Now we solve the $(i-1)!$ variables in (93). Consider the $(i-1)! \times (i-1)!$ sub-matrix of T associated with rows/columns (q, i) in which $(q_i, q_{i+1}, \dots, q_n)$ are fixed, denoted by T_0^i . We will prove T_0^i contains all the non-zero entries of $T((q, i), :)$ unless we have already solved the corresponding variables. Namely, the equations defined by T_0^i can be used to solve the variables in (93) given the induction hypothesis.

The first case of non-zero entries in $T((q, i), :)$ is for $i > 1$, $p = q$, and $k = 1, 2, \dots, i-1$, but based on induction hypothesis we have already solved variables for values of $k < i$. Another case of non-zero entries of $T((q, i), :)$ is when $(q, i) = (p, k)$, which is contained in the sub-matrix T_0^i . The third case of non-zero entries is when $q = h_j(p)$, $k = \langle i \rangle_j$ for $j = 2, \dots, n$. Note that $p = (q_2, \dots, q_j, q_1, q_{j+1}, \dots, q_n)$. If $i \geq j+1$, $k = \langle i \rangle_j = i$ and the last $n-i$ values of p are in the form of $(q_i, q_{i+1}, \dots, q_n)$, which are included in the sub-matrix T_0^i . If $i \leq j$, then $k = \langle i \rangle_j = i-1$ and we have solved these variables based on the induction hypothesis. In summary, having

excluded the solved variables based on the hypothesis, the variables (93) can be solved according to the coefficient matrix T_0^i where q_i, q_{i+1}, \dots, q_n are fixed for p, q :

$$T_0^i(q, p) = \begin{cases} \sum_{j=2}^n \lambda_{q_j} + \sum_{j=1}^{i-1} \mu_{q_j}, & \text{if } q = p, \\ -\lambda_{q_1}, & \text{if } q = h_j(p), \quad j = 2, \dots, i-1, \\ 0, & \text{o.w.} \end{cases} \quad (95)$$

This is exact the same general format of T_0 parameterized by $i-1$ as in (51) if we replace μ_{q_1} by $\mu_{q_1} + \sum_{j=i}^n \lambda_{q_j}$.

For the final iteration $i = n+1$, we solve the variables in (94). Let T_0^{n+1} be the $n! \times n!$ sub-matrix of T whose rows/columns are $(q, 0)$, for any q . Let us consider the 3 types of non-zero entries of the equation $T((q, 0), :)$. First there are non-zero entries when $i = 0$ and $(q, i) = (p, k)$ already included in T_0^{n+1} . The second type is when $i = k = 0$ and $q = h_j(p)$ for $j = 2, \dots, n$, which are also included in T_0^{n+1} . The last type is when $i = 0$ and $q = p$ for $k = 1, \dots, n$. These entries are coefficients of the variables that are already solved based on the hypothesis, hence can be excluded. Therefore, for solving variables (94), it is sufficient to only consider T_0^{n+1} :

$$T_0^{n+1}(q, p) = \begin{cases} \sum_{i=2}^n \lambda_{q_i} + \sum_{i=1}^n \mu_{q_i}, & \text{if } q = p, \\ -\lambda_{q_1}, & \text{if } q = h_i(p), i = 2, \dots, n, \\ 0, & \text{o.w.} \end{cases} \quad (96)$$

This is exact same general format of T_0 parameterized by n as in (51). \square

Below is a lemma useful to show the correctness of Algorithm 3.

Lemma 7. *Let p be a $(j+1)$ -increasing permutation. Fix j, k , for some $1 \leq j \leq n-1, n-j+1 \leq k \leq n$. Then $\text{Incr}_j(h_i(p)), \text{Incr}_j(h_i(g_{j,k}(p)))$, $1 \leq i \leq n$ are as follows.*

$$\text{Incr}_j(h_i(p)) = (p_i, p_1, \dots, p_{i-1}, p_{i+1}, \dots, p_{n-j}, \dots, p_n) = h_i(p), i = 1, 2, \dots, n-j-1. \quad (97)$$

$$\text{Incr}_j(h_i(g_{j,k}(p))) = (p_i, p_1, \dots, p_{i-1}, p_{i+1}, \dots, p_{n-j-1}, p_k, p_{n-j}, \dots, p_{k-1}, p_{k+1}, \dots, p_n) = g_{j,k}(h_i(p)), \quad (98)$$

$$i = 1, 2, \dots, n-j-1.$$

$$\text{Incr}_j(h_i(p)) = \text{Incr}_j(h_{i+1}(g_{j,k}(p))) = (p_i, p_1, \dots, p_{i-1}, p_{i+1}, \dots, p_n), i = n-j, \dots, k-1 \quad (99)$$

$$\text{Incr}_j(h_k(p)) = \text{Incr}_j(h_{n-j}(g_{j,k}(p))) = (p_k, p_1, \dots, p_{k-1}, p_{k+1}, \dots, p_n). \quad (100)$$

$$\text{Incr}_j(h_i(p)) = \text{Incr}_j(h_i(g_{j,k}(p))) = (p_i, p_1, \dots, p_{i-1}, p_{i+1}, \dots, p_n), i = k+1, \dots, n. \quad (101)$$

Proof. (Lemma 7) The proof follows immediately from the definitions of the permutations. We show (99) below, and the remaining equations can be shown similarly. For $n-j \leq i \leq k-1$,

$$h_i(p) = (p_i, p_1, \dots, p_{n-j-1}, p_{n-j}, \dots, p_{i-1}, p_{i+1}, \dots, p_n).$$

Noting that the last j elements $p_{n-j}, \dots, p_{i-1}, p_{i+1}, \dots, p_n$ are already increasing, we get

$$\text{Incr}_j(h_i(p)) = h_i(p).$$

Moreover, for $n-j+1 \leq i+1 \leq k$,

$$h_{i+1}(g_{j,k}(p)) \quad (102)$$

$$= h_{i+1}(p_1, \dots, p_{n-j-1}, p_k, p_{n-j}, \dots, p_{k-1}, p_{k+1}, \dots, p_n) \quad (103)$$

$$= (p_i, p_1, \dots, p_{n-j-1}, p_k, p_{n-j}, \dots, p_{i-1}, p_{i+1}, \dots, p_{k-1}, p_{k+1}, \dots, p_n). \quad (104)$$

If we apply Incr_j to the above permutation, the last j positions become $p_{n-j}, \dots, p_{i-1}, p_{i+1}, \dots, p_n$. Thus

$$\text{Incr}_j(h_{i+1}(g_{j,k}(p))) = (p_i, p_1, \dots, p_{n-j-1}, p_{n-j}, \dots, p_{i-1}, p_{i+1}, \dots, p_n) = \text{Incr}_j(h_i(p)).$$

The equation is proved. \square

Proof. (**Lemma 5**)

Claim C1. After the j -th iteration in the forward path of Algorithm 3, $0 \leq j \leq n-2$ we get for $(j+1)$ -increasing permutations q, p ,

$$T_j(q, p) = \begin{cases} \sum_{i=1}^n (\lambda_i + \mu_i) - \lambda_{q_1}, & \text{if } q = p \\ -\lambda_{q_1}, & \text{if } q = \text{Incr}_{j+1}(h_i(p)), i = 2, 3, \dots, n, \\ 0, & \text{o.w.} \end{cases} \quad (105)$$

Note that the matrix is of size $\frac{n!}{(j+1)!} \times \frac{n!}{(j+1)!}$ since q, p are $(j+1)$ -increasing. We prove the claim by induction. The base case is trivial for $j = 0$.

Assume C1 holds after the $(j-1)$ -th iteration. We will show C1 for the j -th iteration. From (105), the non-zero entries of T_{j-1} in column p are indexed by

$$(\text{Incr}_j(h_i(p)), p), 1 \leq i \leq n. \quad (106)$$

After Line 13, $T'_j = T_{j-1}$. The rows and columns are j -increasing.

After the column operations in Line 15, for $(j+1)$ -increasing p , column p does not change. Otherwise, for column $g_{j,k}(p)$, $n-j+1 \leq k \leq n$,

$$T'_j(:, g_{j,k}(p)) = T_{j-1}(:, g_{j,k}(p)) - T_{j-1}(:, p).$$

Lemma 7 compares the row indices of the non-zero entries in columns $g_{j,k}(p)$ and p , which are $\{\text{Incr}_j(h_i(g_{j,k}(p))), 1 \leq i \leq n\}$ and $\{\text{Incr}_j(h_i(g_{j,k}(p))), 1 \leq i \leq n\}$. We get for $(j+1)$ -increasing p and j -increasing q ,

$$T'_j(q, g_{j,k}(p)) = \begin{cases} T_{j-1}(q, g_{j,k}(p)) = \sum_{i=1}^n (\lambda_i + \mu_i) - \lambda_{q_1}, & \text{if } q = g_{j,k}(p), \\ -T_{j-1}(q, p) = -\sum_{i=1}^n (\lambda_i + \mu_i) + \lambda_{q_1}, & \text{if } q = p \\ T_{j-1}(q, g_{j,k}(p)) = -\lambda_{q_1}, & \text{if } q = g_{j,k}(h_i(p)), 2 \leq i \leq n-j-1, \\ -T_{j-1}(q, p) = \lambda_{q_1}, & \text{if } q = h_i(p), 2 \leq i \leq n-j-1, \\ 0, & \text{o.w.} \end{cases} \quad (107)$$

After the row operations in Line 20, for a row that is not $(j+1)$ -increasing, it does not change. Otherwise,

$$T''_j(q, :) = \sum_{k=n-j}^n (T'_j(g_{j,k}(q), :)). \quad (108)$$

First, consider column p that is $(j+1)$ -increasing, and the non-zero entries of $T'_j(:, p) = T_{j-1}(:, p)$ are indexed by (106). Using the observation from (82), there is at most one non-zero term in the sum of (108), and

$$T''_j(q, p) = \begin{cases} \sum_{i=1}^n (\lambda_i + \mu_i) - \lambda_{q_1}, & \text{if } q = p, \\ -\lambda_{q_1}, & \text{if } q = \text{Incr}_j(h_i(p)), \text{ or } q = \text{Incr}_{j+1}(h_i(p)), i = 2, 3, \dots, n \\ 0, & \text{o.w.} \end{cases} \quad (109)$$

Second, consider column $g_{j,k}(p)$ that is j -increasing but not $(j+1)$ -increasing, whose entries are in (107). For row $q = p$ which is $(j+1)$ -increasing, the first two cases of (107) will be added and canceled according to (108). Similarly for row $q = h_i(p)$ which is $(j+1)$ -increasing, Cases 3 and 4 of (107) will be added and canceled. Thus,

$$T''_j(q, g_{j,k}(p)) = \begin{cases} \sum_{i=1}^n (\lambda_i + \mu_i) - \lambda_{q_1}, & \text{if } q = g_{j,k}(p), \\ -\lambda_{q_1}, & \text{if } q = g_{j,k}(h_i(p)) = h_i(g_{j,k}(p)), 2 \leq i \leq n-j-1, \\ 0, & \text{o.w.} \end{cases} \quad (110)$$

From (110) one can see that for row/equation q that is $(j+1)$ -increasing, $T''_j(q, g_{j,k}(p)) = 0$. Namely, $(j+1)$ -increasing equations only involve $(j+1)$ -increasing variables. Thus we only need to find T_j as in Line 27 in Algorithm 3 and solve all variables $v_p^{(j)}$ for $(j+1)$ -increasing p ,

$$T_j \mathbf{v}^{(j)} = \mathbf{c}^{(j)}. \quad (111)$$

Afterwards, we can exclude these solved variables, and consider only R_j as in Line 28 to solve the remaining variables, $v_p^{(j-1)}$ where p is j -increasing but not $(j+1)$ -increasing. Notice that the solved variables $-S_j \mathbf{v}^{(j)}$ should be added to the constant vector, and define \bar{Q} as in Line 26. The equation associated with R_j is:

$$R_j \mathbf{v}^{(j-1)}(\bar{Q}) = \mathbf{c}^{(j-1)}(\bar{Q}) - S_j \mathbf{v}^{(j)}. \quad (112)$$

R_j is the sub-matrix of (110) whose rows and columns are not $(j+1)$ -increasing (Line 28). Since the row index $q = g_{j,k}(p)$ or $q = h_i(g_{j,k}(p))$, $2 \leq i \leq n-j-1$ is not $(j+1)$ -increasing, R_j is in the same form as (110). We rewrite it such that the column is indexed by p ,

$$R_j(q, p) = \begin{cases} \sum_{i=1}^n (\lambda_i + \mu_i) - \lambda_{q_1}, & \text{if } q = p, \\ -\lambda_{q_1}, & \text{if } q = h_i(p), 2 \leq i \leq n-j-1, \\ 0, & \text{o.w.} \end{cases} \quad (113)$$

Similarly, T_j is the sub-matrix of (109) with $(j+1)$ -increasing columns and rows. Notice that in Case 2 of (109), $\text{Incr}_j(h_i(p))$ is either equal to $\text{Incr}_{j+1}(h_i(p))$ or not $(j+1)$ -increasing. Thus we can remove the case $q = \text{Incr}_j(h_i(p))$ and obtain T_j , which is identical to (105). Thus the induction to prove C1 is completed.

Proof of Line 32. Based on T_{n-2} in (105), after the last iteration, one can see that the coefficient matrix is

$$T_{n-1} = \sum_{i=1}^n \mu_i, \quad (114)$$

which is a scalar. From Line 21 of Algorithm 3, we see that the constant vector

$$\mathbf{c}^{(n-1)} = \sum_{\text{all permutations } q} c_q^{(0)} \quad (115)$$

is a scalar, and the corresponding variable is $\sum_{\text{all permutations } q} v_q^{(0)}$. Hence the lemma holds. \square

Proof: (Lemma 6) The lemma will follow after proving the following claim by induction.

Claim C2. The correctness and non-negativity statements of the lemma hold when T_0 is parameterized by i , $i = 0, 1, \dots, n$.

Base case. When T_0 is parameterized by $i = 0$ or 1, it is a positive scalar defined in (52). Therefore, the claim holds trivially.

Correctness. We prove that the backward path correctly finds $\mathbf{v}^{(0)}$ as the solution to $T_0 \mathbf{v}^{(0)} = \mathbf{c}^{(0)}$. Recall the variables in each iteration are listed in (75), and the equations are in (111) and (112). In Line 32 of Algorithm 3, we solved $v_{(1,2,\dots,n)}^{(n-1)} = \sum_{\text{all permutations } q} v_q^{(0)}$ using T_{n-1} , where $p = (1, 2, \dots, n)$. We can exclude this variable and solve $v_p^{(n-2)}$ for p that is $(n-1)$ -increasing but not n -increasing using R_{n-1} (to be explained in more details later). Finally, for n -increasing $p = (1, 2, \dots, n)$, we get from (75) that $v_p^{(n-2)} = v_p^{(n-1)} - \sum_{k=2}^n v_{g_{n-1,k}(p)}^{(n-2)}$. Equivalently, the equation $T_{n-2} \mathbf{v}^{(n-2)} = \mathbf{c}^{(n-2)}$ is solved.

Next, exclude $v_p^{(n-2)}$ for all $(n-1)$ -increasing p . We solve $v_p^{(n-3)}$ for p that is $(n-2)$ -increasing but not $(n-1)$ -increasing using R_{n-2} . For $(n-1)$ -increasing p , $v_p^{(n-3)} = v_p^{(n-2)} - \sum_{k=3}^n v_{g_{n-2,k}(p)}^{(n-3)}$. Equivalently, $T_{n-3} \mathbf{v}^{(n-3)} = \mathbf{c}^{(n-3)}$ is solved. Continuing in the same manner, for odd $(2$ -increasing) p , we can finally solve the sum $v_p^{(1)} = v_p^{(0)} + v_{g_{1,n}(p)}^{(0)}$, and the even variable $v_{g_{1,n}(p)}^{(0)}$ associated with T_1 and R_1 , respectively. Apparently, the odd variable $v_p^{(0)}$ is solved as well.

Next, let us explain how to solve the equations defined by R_j for some $1 \leq j \leq n-1$. Let N be the set defined in Line 37. By (113), for row $q \in N$, all non-zero entries of R_j are in columns N . Thus we can consider the submatrix of R_j whose the row and column indices (q, p) are restricted by N and solve the associated equations. Comparing R_j in (113) and T_0 in (51), we see that if we substitute $\mu_{n-j-1} + \dots + \mu_n + \lambda_{n-j} + \dots + \lambda_n$ by μ_{n-j-1} , this submatrix of R_j is the same as T_0 parameterized by $n-j-1$. When (c_{n-j}, \dots, c_n) traverses over all possible tuples, all equations defined by R_j are solved as in Line 38 assuming the correctness induction hypothesis.

Non-negativity. First, we show the even variables $v_p^{(0)}$ (namely, $p_{n-1} > p_n$) are non-negative, which are defined by R_1 . Note that the equations defined by R_1 can be decomposed into equations defined by T_0 parameterized by $n - 2$, and the corresponding constant vector is non-negative. By the non-negativity induction hypothesis, the equations have a non-negative solution. Therefore, the even variables are non-negative.

Hence, all the even variables can be excluded from the odd equations. We need to prove the odd (2-increasing) variables are non-negative. Instead, we prove that variable $\{v_p^{(0)} : p_n = c\}$ is non-negative, for $c = n, n - 1, \dots, 2$ (note that some of these variables are even).

Consider the q -th row/equation of T_0 , $q_n = n$. By (51), its nonzero column/variable indices are

$$p \in \{h_1^{-1}(q), \dots, h_n^{-1}(q)\},$$

all of which has $p_n = n$ except $p = h_n^{-1}(q) = (q_2, \dots, q_{n-1}, n, q_1)$. However, $p = h_n^{-1}(q)$ corresponds to an even variable and is excluded from the equation. As a result, we are left with only columns in the set $\{p : p_n = n\}$. Furthermore, these equations correspond to the submatrix T_{sub} of T_0 whose rows and columns have $q_n = p_n = n$,

$$T_{sub}(q, p) = \begin{cases} \sum_{i=1}^n (\lambda_i + \mu_i) - \lambda_{q_1}, & \text{if } p = q \\ -\lambda_{q_1}, & \text{if } q = h_i(p), i = 2, 3, \dots, n - 1 \\ 0, & \text{o.w.} \end{cases} \quad (116)$$

We see that if we substitute $\mu_{n-1} + \mu_n + \lambda_n$ by μ_{n-1} , the submatrix is equal to T_0 parameterized by $n - 1$. By the non-negativity hypothesis, the variables $\{v_p^{(0)} : p_n = n\}$ are all non-negative. From here on we exclude these variables.

Next, consider the q -th row/equation of T_0 , $q_n = n - 1$. By (51), its nonzero column/variable indices are

$$p \in \{h_1^{-1}(q), \dots, h_n^{-1}(q)\}.$$

all of which has $p_n = n - 1$ except $p = h_n^{-1}(q) = (q_2, \dots, q_{n-1}, c, q_1)$.

1. If $n - 1 > q_1$, $p = h_n^{-1}(q)$ corresponds to an even variable and is excluded from the equation.
2. If $n - 1 < q_1 = p_n$, variable p is already solved and excluded. Hence we can again form a submatrix T_{sub} that is in the same form as 116 restricted to rows and columns with $q_n = p_n = n - 1$. The corresponding variables are non-negative and then excluded.

Continue in a similar manner, for equations $\{q : q_n = c\}$, $c = n, n - 1, \dots, 2$, we can obtain non-negative solutions to $\{v_p^{(0)} : p_n = c\}$. The proof is completed. ■

Proof. (Theorem 4) In Lemma 3 we found the format of T and π for the transition equations. By Lemma 1, if these equations have a non-negative solution, then AoI is calculated as in (54). In Lemma 4, the $(n + 1)!$ equations are broken down into smaller sets of equations by Algorithm 2, all of which have coefficient matrix in the form of T_0 parameterized by various numbers. Therefore, each set of equations (Line 5 of Algorithm 2) can be solved by calling Algorithm 3. The solutions should be non-negative according to Lemma 6, resulting in non-negative constant vector for the remaining equations (Line 6 of Algorithm 2). Finally, the AoI (Line 11 of Algorithm 2) can be computed by Algorithm 3 according to Lemma 5. □

REFERENCES

- [1] E. Kasaeyan Naeini, S. Shahhosseini, A. Subramanian, T. Yin, A. M. Rahmani, and N. Dutt, "An edge-assisted and smart system for real-time pain monitoring," in *2019 IEEE/ACM International Conference on Connected Health: Applications, Systems and Engineering Technologies (CHASE)*, 2019, pp. 47–52.
- [2] R. Trimananda, S. A. H. Aqajari, J. Chuang, B. Demsky, G. H. Xu, and S. Lu, "Understanding and automatically detecting conflicting interactions between smart home IoT applications," in *Proceedings of the 28th ACM Joint Meeting on European Software Engineering Conference and Symposium on the Foundations of Software Engineering*, ser. ESEC/FSE 2020. Association for Computing Machinery, 2020, p. 1215–1227.
- [3] R. Du, C. Chen, B. Yang, N. Lu, X. Guan, and X. Shen, "Effective urban traffic monitoring by vehicular sensor networks," *IEEE Transactions on Vehicular Technology*, vol. 64, no. 1, pp. 273–286, 2015.
- [4] S. Kaul, R. Yates, and M. Gruteser, "Real-time status: How often should one update?" in *INFOCOM, 2012 Proceedings IEEE*. IEEE, 2012.
- [5] A. Javani, M. Zorgui, and Z. Wang, "Age of information in multiple sensing," in *2019 IEEE Global Communications Conference (GLOBECOM)*, 2019, pp. 1–6.
- [6] R. D. Yates, "Status updates through networks of parallel servers," in *2018 IEEE International Symposium on Information Theory (ISIT)*. IEEE, 2018, pp. 2281–2285.

- [7] R. D. Yates and S. K. Kaul, "The age of information: Real-time status updating by multiple sources," *IEEE Transactions on Information Theory*, 2018.
- [8] M. Moltafet, M. Leinonen, and M. Codreanu, "On the age of information in multi-source queueing models," *IEEE Transactions on Communications*, vol. 68, no. 8, pp. 5003–5017, 2020.
- [9] R. D. Yates, "Age of information in a network of preemptive servers," in *IEEE INFOCOM 2018 - IEEE Conference on Computer Communications Workshops (INFOCOM WKSHPS)*, 2018, pp. 118–123.
- [10] C. Kam, S. Kompella, G. D. Nguyen, and A. Ephremides, "Effect of message transmission path diversity on status age," *IEEE Transactions on Information Theory*, vol. 62, no. 3, pp. 1360–1374, 2016.
- [11] J. Doncel and M. Assaad, "Age of information in a decentralized network of parallel queues with routing and packets losses," 2020.
- [12] H. B. Beytur and E. Uysal-Biyikoglu, "Minimizing age of information for multiple flows," in *2018 IEEE International Black Sea Conference on Communications and Networking (BlackSeaCom)*, 2018, pp. 1–5.
- [13] B. Zhou and W. Saad, "On the age of information in internet of things systems with correlated devices," 2020.
- [14] S. Banerjee, R. Bhattacharjee, and A. Sinha, "Fundamental limits of age-of-information in stationary and non-stationary environments," in *2020 IEEE International Symposium on Information Theory (ISIT)*, 2020, pp. 1741–1746.
- [15] S. Zhang, H. Zhang, L. Song, Z. Han, and H. V. Poor, "Sensing and communication tradeoff design for AoI minimization in a cellular internet of UAVs," in *ICC 2020 - 2020 IEEE International Conference on Communications (ICC)*, 2020, pp. 1–6.
- [16] P. D. Mankar, Z. Chen, M. A. Abd-Elmagid, N. Pappas, and H. S. Dhillon, "Throughput and age of information in a cellular-based IoT network," 2020.
- [17] L. Zhang, L. Yan, Y. Pang, and Y. Fang, "Fresh: Freshness-aware energy-efficient scheduler for cellular IoT systems," in *ICC 2019 - 2019 IEEE International Conference on Communications (ICC)*, 2019, pp. 1–6.
- [18] A. Arafa, J. Yang, S. Ulukus, and H. V. Poor, "Using erasure feedback for online timely updating with an energy harvesting sensor," in *2019 IEEE International Symposium on Information Theory (ISIT)*, 2019, pp. 607–611.
- [19] S. Feng and J. Yang, "Minimizing age of information for an energy harvesting source with updating failures," in *2018 IEEE International Symposium on Information Theory (ISIT)*, 2018, pp. 2431–2435.
- [20] P. Rafiee and O. Ozel, "Active status update packet drop control in an energy harvesting node," in *2020 IEEE 21st International Workshop on Signal Processing Advances in Wireless Communications (SPAWC)*, 2020, pp. 1–5.
- [21] N. Pappas, Z. Chen, and M. Hatami, "Average AoI of cached status updates for a process monitored by an energy harvesting sensor," in *2020 54th Annual Conference on Information Sciences and Systems (CISS)*, 2020, pp. 1–5.
- [22] O. M. Sleem, S. Leng, and A. Yener, "Age of information minimization in wireless powered stochastic energy harvesting networks," in *2020 54th Annual Conference on Information Sciences and Systems (CISS)*, 2020, pp. 1–6.
- [23] E. Gindullina, L. Badia, and D. Gündüz, "Age-of-information with information source diversity in an energy harvesting system," 2020.
- [24] M. Hatami, M. Jahandideh, M. Leinonen, and M. Codreanu, "Age-aware status update control for energy harvesting IoT sensors via reinforcement learning," in *2020 IEEE 31st Annual International Symposium on Personal, Indoor and Mobile Radio Communications*, 2020, pp. 1–6.
- [25] A. Javani, M. Zorghi, and Z. Wang, "On the age of information in erasure channels with feedback," in *ICC 2020 - 2020 IEEE International Conference on Communications (ICC)*, 2020, pp. 1–6.
- [26] A. Arafa, K. Banawan, K. G. Seddik, and H. V. Poor, "On timely channel coding with hybrid ARQ," in *2019 IEEE Global Communications Conference (GLOBECOM)*, 2019, pp. 1–6.
- [27] A. Srivastava, A. Sinha, and K. Jagannathan, "On minimizing the maximum age-of-information for wireless erasure channels," in *2019 International Symposium on Modeling and Optimization in Mobile, Ad Hoc, and Wireless Networks (WiOPT)*, 2019, pp. 1–6.
- [28] A. Arafa, J. Yang, S. Ulukus, and H. V. Poor, "Online timely status updates with erasures for energy harvesting sensors," in *2018 56th Annual Allerton Conference on Communication, Control, and Computing (Allerton)*, 2018, pp. 966–972.
- [29] A. Arafa, K. Banawan, K. G. Seddik, and H. Vincent Poor, "Timely estimation using coded quantized samples," in *2020 IEEE International Symposium on Information Theory (ISIT)*, 2020, pp. 1812–1817.
- [30] A. Ferdowsi, M. A. Abd-Elmagid, W. Saad, and H. S. Dhillon, "Neural combinatorial deep reinforcement learning for age-optimal joint trajectory and scheduling design in uav-assisted networks," *IEEE Journal on Selected Areas in Communications*, vol. 39, no. 5, pp. 1250–1265, 2021.
- [31] B. Yin, S. Zhang, and Y. Cheng, "Application-oriented scheduling for optimizing the age of correlated information: A deep reinforcement learning based approach," *IEEE Internet of Things Journal*, pp. 1–1, 2020.
- [32] O. Ayan, H. M. Gürsu, S. Hirche, and W. Kellerer, "AoI-based finite horizon scheduling for heterogeneous networked control systems," in *GLOBECOM 2020 - 2020 IEEE Global Communications Conference*, 2020, pp. 1–7.
- [33] B. Sombabu and S. Moharir, "Age-of-information based scheduling for multi-channel systems," *IEEE Transactions on Wireless Communications*, vol. 19, no. 7, pp. 4439–4448, 2020.
- [34] Z. Bao, Y. Dong, Z. Chen, P. Fan, and K. B. Letaief, "Age-optimal service and decision processes in internet of things," *IEEE Internet of Things Journal*, vol. 8, no. 4, pp. 2826–2841, 2021.
- [35] S. Feng and J. Yang, "Pecoding and scheduling for AoI minimization in MIMO broadcast channels," 2020.
- [36] M. A. Abd-Elmagid and H. S. Dhillon, "Average peak age-of-information minimization in UAV-assisted IoT networks," *IEEE Transactions on Vehicular Technology*, vol. 68, no. 2, pp. 2003–2008, 2019.
- [37] S. F. Abedin, M. S. Munir, N. H. Tran, Z. Han, and C. S. Hong, "Data freshness and energy-efficient UAV navigation optimization: A deep reinforcement learning approach," *IEEE Transactions on Intelligent Transportation Systems*, pp. 1–13, 2020.
- [38] F. Wu, H. Zhang, J. Wu, Z. Han, H. Vincent Poor, and L. Song, "UAV-to-device underlay communications: Age of information minimization by multi-agent deep reinforcement learning," *IEEE Transactions on Communications*, pp. 1–1, 2021.
- [39] S. Farazi, A. G. Klein, and D. R. Brown, "Age of information with unreliable transmissions in multi-source multi-hop status update systems," in *2019 53rd Asilomar Conference on Signals, Systems, and Computers*, 2019, pp. 2017–2021.
- [40] A. M. Bedewy, Y. Sun, and N. B. Shroff, "The age of information in multihop networks," *IEEE/ACM Transactions on Networking*, vol. 27, no. 3, pp. 1248–1257, 2019.
- [41] B. Soret, S. Ravikanti, and P. Popovski, "Latency and timeliness in multi-hop satellite networks," in *ICC 2020 - 2020 IEEE International Conference on Communications (ICC)*, 2020, pp. 1–6.

- [42] R. Talak, S. Karaman, and E. Modiano, "Minimizing age-of-information in multi-hop wireless networks," in *2017 55th Annual Allerton Conference on Communication, Control, and Computing (Allerton)*, 2017, pp. 486–493.
- [43] M. Costa, M. Codreanu, and A. Ephremides, "On the age of information in status update systems with packet management," *IEEE Transactions on Information Theory*, vol. 62, no. 4, pp. 1897–1910, 2016.
- [44] M. A. Abd-Elmagid and H. S. Dhillon, "Average peak age-of-information minimization in UAV-assisted IoT networks," *IEEE Transactions on Vehicular Technology*, 2018.
- [45] P. D. Mankar, M. A. Abd-Elmagid, and H. S. Dhillon, "Spatial distribution of the mean peak age of information in wireless networks," *IEEE Transactions on Wireless Communications*, pp. 1–1, 2021.
- [46] O. Dogan and N. Akar, "The multi-source preemptive M/PH/1/1 queue with packet errors: Exact distribution of the age of information and its peak," 2020.
- [47] S. Asvadi, S. Fardi, and F. Ashtiani, "Analysis of peak age of information in blocking and preemptive queuing policies in a HARQ-based wireless link," *IEEE Wireless Communications Letters*, pp. 1–1, 2020.
- [48] C. Chaccour and W. Saad, "On the ruin of age of information in augmented reality over wireless terahertz (thz) networks," in *GLOBECOM 2020 - 2020 IEEE Global Communications Conference*, 2020, pp. 1–6.
- [49] J. P. Hespanha, "Modelling and analysis of stochastic hybrid systems," *IEE Proceedings-Control Theory and Applications*, vol. 153, no. 5, pp. 520–535, 2006.