

COMPOSITIONAL SKETCH SEARCH

Alexander Black*

Tu Bui *

Long Mai[†]

Hailin Jin[†]

John Collomosse*[†]

* CVSSP, University of Surrey

[†] Adobe Research

ABSTRACT

We present an algorithm for searching image collections using free-hand sketches that describe the appearance and relative positions of multiple objects¹. Sketch based image retrieval (SBIR) methods predominantly match queries containing a single, dominant object invariant to its position within an image. Our work exploits drawings as a concise and intuitive representation for specifying entire scene compositions. We train a convolutional neural network (CNN) to encode masked visual features from sketched objects, pooling these into a spatial descriptor encoding the spatial relationships and appearances of objects in the composition. Training the CNN backbone as a Siamese network under triplet loss yields a metric search embedding for measuring compositional similarity which may be efficiently leveraged for visual search by applying product quantization.

Index Terms— Sketch, Visual Search, Composition.

1. INTRODUCTION

Sketches are a concise and intuitive way to visually describe the composition of a scene *i.e.* the *appearance* and the *relative spatial arrangement* of objects present. Significant progress has been made in harnessing hand-drawn sketched queries to drive large-scale visual search of image [1, 2] and video [3, 4] collections. Yet existing sketch based image retrieval (SBIR) algorithms typically ignore composition, matching only a single sketched object irrespective of its position on the query canvas. Moreover, training often assumes sketched objects to match a single dominant object occupying the majority of the image – complicating partial image matching and retrieval of smaller objects present.

This paper contributes a technique for *compositional sketch search*; to search images by matching a query sketch containing multiple objects taking into account both their appearance and their relative position on the sketch canvas. Our core technical contribution is a method for encoding visual features from a sketch encoder into a spatial map, forming a latent space (‘search embedding’) for measuring content similarity. We train our encoder in a contrastive architecture to encourage learning of a metric search embedding, using object compositions sampled from OpenImages [5].

2. RELATED WORK

Early dictionary learning SBIR methods leveraged wavelet [6], edge-let [1], key-shape [7] and sparse gradient features

¹<https://github.com/AlexBlack/compsketch>



Fig. 1. Sketched compositions (queries) comprising multiple objects and the corresponding results from OpenImages [5] depicting those objects in similar spatial arrangements.

[8, 9] to match sketches to edge structures in images. Deep learning approaches extensively apply convnets for cross-modal representation learning; exploring joint search embeddings for matching structure between sketches and images. Early approaches learned mappings between edge maps and sketches using contrastive [10], siamese [11] and triplet networks [12]. Fine-grained SBIR was explored by Yu *et al.* [13] and Sangkloy *et al.* [14] who used a three-branch CNN with triplet loss [15]. Bui *et al.* learned a cross-domain embedding through triplet loss and partial weight sharing between sketch-image encoders [16] to yield state of the art results. Stroke sequence models have also been explored to learn search embeddings [17, 18]. With the exception of very recent work [19] all the above approaches require single object sketches rather than scenes with multiple objects. Liu *et al.* [19] encode a scene graph, requiring explicit pre-detection of objects. By contrast our approach requires no explicit detection step to index images, instead building upon spatial visual search for photos [20] to match sketched object layout.

3. SPATIAL SKETCH-BASED IMAGE RETRIEVAL

We propose a method for spatial-aware sketch based image retrieval (SSBIR) that accepts a raster query (Q) containing a free-hand sketched composition that describes the appearance and relative positions of potentially many objects $O = \{O_1, \dots, O_n\}$. We learn a joint search embedding \mathcal{E} into which sketches $E_Q(Q) \mapsto \mathcal{E}$ and images $\mathcal{I} = [I_1, \dots, I_m]$ indexed by the search $E_I(I) \mapsto \mathcal{E}$ may be mapped via learned encoders $E_Q(\cdot)$ and $E_I(\cdot)$ for the sketch and image domain respectively. The L_2 distance $\|E_Q(Q) - E_I(I)\|_2$ ranks images in the search corpus \mathcal{I} by similarity to sketch Q .

3.1. Network Architecture

Our method extends the state of the art single-object multi-stage SBIR method of Bui *et al.* [16] (hereafter mSBIR),

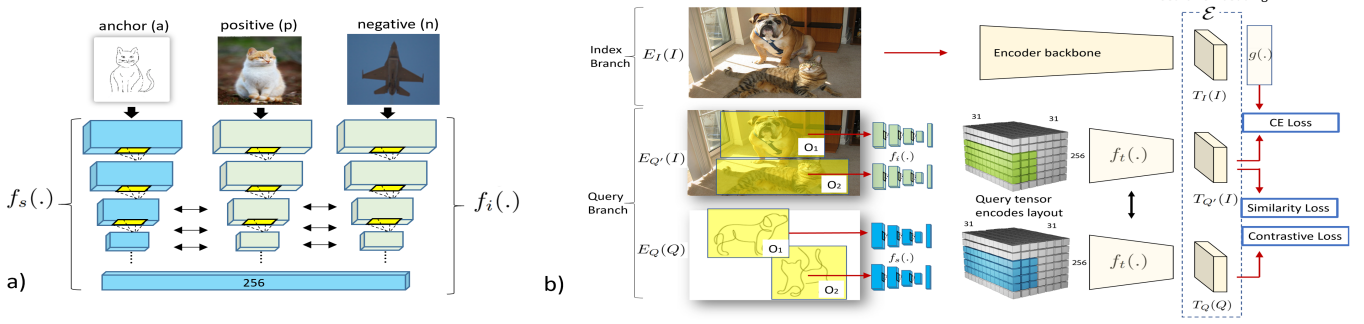


Fig. 2. Proposed architecture. (a) Our approach builds upon [16] that maps a single-object sketch (blue, $f_s(\cdot)$) and image (green, $f_i(\cdot)$) to a common embedding (black arrows show shared weights). (b) We encode multiple objects O_i into a query tensor that approximates object layout with a similar spatial layout of appearance vectors. A spatial encoder $f_t(\cdot)$ is learned to map the query tensor into our search embedding \mathcal{E} . During training, the query tensor is formed using images ($E_{Q'}(I)$) and at query time using sketches ($E_Q(Q)$). Branch ($E_I(I)$) indexes the search corpus via an encoder backbone (e.g. GoogLeNet).

which leverages a triplet architecture with GoogLeNet backbone and partially-shared weights (in late layers) to encode both sketches and images to a common feature embedding (Fig.2a). We refer to these encoding functions as $f_s(\cdot)$ and $f_i(\cdot)$ respectively. mSBIR learns $f_s(\cdot)$ and $f_i(\cdot)$ via a triplet network comprising an anchor (a) branch accepting a sketch query and positive/negative (p/n) branches that accept an image as input. The common feature embedding is read out from a $C = 256$ channel fully connected (fc) layer shared across all network branches. mSBIR forms triplets using single-object sketches from the TU-Berlin dataset [21], accompanied by a pair of images containing an object of the same (p) and different (n) class.

We build upon mSBIR to tackle sketched compositions by independently encoding each object O_i , and aggregating the resulting features into a query tensor $T_Q(Q)$. Given a raster Q of resolution $W \times H$ pixels, let $R[Q, O_i]$ be a cropping operator yielding sub-image of Q delimited by the bounding box of O_i . Let $\mathbb{1}(O_i)$ be a $W \times H$ field of scalar weight $1/\kappa$, where $\kappa \in [1, n]$ counts the number of objects overlapping each pixel. Let $[\mathbb{1}]_{\times C}$ duplicate that field across C channels. The mask is The $1 \times C \times W \times H$ query tensor is formed by aggregating the feature embeddings of all n objects in Q .

$$T_Q(Q) = \text{MP}_{N \times N} \left[\sum_{i=1}^n f_s(R[Q, O_i]) \odot [\mathbb{1}]_{\times C}(O_i) \right] \quad (1)$$

where \odot indicates in-place multiplication, and $\text{MP}_{N \times N}[\cdot]$ is a maxpooling operator that downsamples the tensor resolution to $C \times N \times N$, we use $N = 31$ for our experiments. The resulting tensor comprises a zero vector for each pixel position unoccupied by an object, otherwise the vector average pools features of objects that overlap that pixel position (overlapping objects are permitted).

$T_Q(Q)$ encodes sketch Q , however a similar process be applied to compute a tensor $T_{Q'}(I)$ from an image I containing potentially many objects, by leveraging feature encoder $f_i(\cdot)$. This is used during training only (subsec. 3.3).

$$T_{Q'}(I) = \text{MP}_{N \times N} \left[\sum_{i=1}^n f_i(R[I, O_i]) \odot [\mathbb{1}]_{\times C}(O_i) \right] \quad (2)$$

We next define $f_t(\cdot)$, a spatial feature encoder that accepts input tensor T returned by either the encoding function for query sketches ($T_Q(Q)$) or training images ($T_{Q'}(I)$). We model the function $f_t(\cdot)$ via a convnet with three convolution layers with 3×3 kernel size, interleaved by two max-pooling layers of stride 2 each followed by batch normalisation and ReLU activation (Fig.2b). The purpose of $f_t(\cdot)$ is to map the tensor representation into \mathcal{E} thus enabling both sketches and training images passed down the query branch of our network to be encoded to the search embedding, via functions $E_Q(Q)$ and $E_{Q'}(I)$ respectively.

$$\begin{aligned} E_Q(Q) &= f_t^*(T_Q(Q)) \\ E_{Q'}(I) &= f_t^*(T_{Q'}(I)) \end{aligned} \quad (3)$$

The output of $f_t(\cdot)$ a tensor. Therefore to map I or Q to \mathcal{E} via the query branch, the output is flattened (indicated as $f_t^*(\cdot)$).

3.2. Image Indexing Branch

To index images $I \subset \mathcal{I}$ with the search corpus, we incorporate an 'indexing' branch in our network – adapting convnet backbones such as GoogLeNet or ResNet. Each image I is passed through the early convolution stages of the network, to yield a $7 \times 7 \times D$ tensor $T_I(I)$ (so matching of the dimension of query-derived tensor $T_Q(\cdot)$, eq. 3). For example, if using GoogLeNet to learn $T_I(I)$, we use the first five convolutional stages (to pool5/5) of the network, where $D = 832$. Images are encoded by flattening the resulting tensor:

$$E_I(I) = T_I^*(I) \quad (4)$$

3.3. Learning the Query Encoders

The image-derived query tensor encoder $T_{Q'}(I)$ is used to learn the spatial feature encoder $f_t(\cdot)$, whilst simultaneously fine-tuning the indexing branch of the network $T_I(I)$. The single-object common embedding, via $f_s(\cdot)$, $f_i(\cdot)$, is trained offline beforehand. We initialize $T_I(I)$ weights from a pre-trained ImageNet classifier [22].

The OpenImages [5] dataset provides images and associated bounding box annotations for scene objects. Rather than




Fig. 3. Representative top-5 results querying 1-, 2- and 3-object compositional sketches on Stock4.5M.

training with paired sketch-image data, which is unavailable in volume for compositions, we exploit the common single-object sketch embedding via $f_s(\cdot)$ and $f_i(\cdot)$. Random pairs of photographic images (I, I_{neg}) are sampled from the OI training set (c.f. subsec. 4.1). We build upon the spatial visual search approach of Mai *et al.* [20] to learn $f_t(\cdot)$ and $E_{Q'}(I)$ via three loss terms. First, a similarity loss encourages $E_{Q'}(\cdot)$ and $E_I(\cdot)$ to map to a common embedding:

$$L_{\text{sim}} = 1 - \cos(E_I(I), E_{Q'}(I)) \quad (5)$$

Second, a discriminative loss is added via a 4096-D fc layer $g(T_I(\cdot))$ to the indexing branch for training purposes, and minimizing Cross-Entropy (CE) loss:

$$L_{\text{ce}} = \text{CE}(g(T_I(I), c(I))) \quad (6)$$

where $c(I)$ is a class likelihood vector *i.e.* non-zero for the classes present in the image. Third, a contrastive loss computed between the encoding of a random 'irrelevant' image $T_I(I_{\text{neg}})$ and encodings of image I passed down the query $(T_Q(I))$ and the indexing $(T_I(I))$ branches.

$$\mathcal{L}_{\text{con}}(I, I_{\text{neg}}) = [m + \cos(E_{Q'}(I) - E_I(I)) - \cos(E_{Q'}(I) - E_I(I_{\text{neg}}))]_+ \quad (7)$$

where $m = 0.3$ is a margin promoting convergence, and $[x]_+$ is the non-negative part of x . The total loss is a weighted sum (80%, 15%, 5%) of these three terms respectively.

3.4. Compact Representation of \mathcal{E}

The high dimensionality of \mathcal{E} makes it infeasible for SSBIR to scale search to large collections *e.g.* $> 1M$. To address this we project and binarize \mathcal{E} via 2-step Product Quantization (PQ) [23]:

$$\mathcal{B} = q_1(\mathcal{E}) + q_2(\mathcal{E} - q_1(\mathcal{E})) \quad (8)$$

where q_1 is a coarse quantizer using KMeans and q_2 is the fine-level PQ applying on the residual data after q_1 . We empirically set 1600 as number of KMeans clusters for q_1 and

Method	mAP	NDCG
SSBIR (Proposed)	0.260	0.534
SemIR [20]	0.188	0.412
mSBIR [16]	0.164	0.384
SSBIR-GoogleNet [25]	0.260	0.486
SSBIR-VGG11 [26]	0.198	0.450
SSBIR-ResNet50 [27]	0.058	0.340
SSBIR-MobileNet-V2 [28]	0.187	0.414
SSBIR-EfficientNet-B0 [29]	0.183	0.434

Table 1. Performance of the proposed method versus baselines [20, 16] (upper), and versus variants of the proposed method with different backbones (lower).

16 bytes for the PQ hash code output of q_2 (see sup-mat. for analysis on hash code length). We linearly project \mathcal{E} to a lower dimensional space as a pre-process step prior to PQ, as suggested in OPQ [24].

4. EXPERIMENTS AND DISCUSSION

We evaluate the performance of our compositional SBIR method, contrasting performance against single [16] and multiple object [20] baselines. We trained and tested all models on a 12GB GTX Titan-X GPU using the ADAM optimizer with learning rate 0.0001 and weight decay $5e - 4$.

4.1. Datasets

OI-TrainVal is the largest public dataset with object-level annotations [5]; we use version 6 with $\sim 2M$ images of 801 classes and 16M bounding box annotations. We use the public training/validation partitions to train our model. We remove images that do not have class overlap with TU-Berlin, as well as object classes that are too broad (*e.g.* mammal, furniture,...). The final set (hereafter, OI-TrainVal) has 1.3M training and 26K validation images of 141 classes.

OI-Test-LQ consists of 125k test images, obtained from the public OpenImages (OI) v6 test set via the class filtering applied for OI-TrainVal. In addition, we synthesise 11K sketched compositions that serve as the query set for evaluation. To construct the sketch set, we randomly sample 11K images (and their associated bounding boxes) from the OI test set. Single object sketches from the TU Berlin dataset [21] that match the bounding box classes are positioned on a single canvas, to create the composition. We also sample a smaller set of 900 queries from the 11K set (hereafter, OI-Test-SQ) for our peripheral studies.

Stock4.5M is a 4.5 million unwatermarked image dataset collected from <https://stock.adobe.com>. A query set of 100 sketches is constructed in a similar way to the OI-Test-SQ query set, balancing the count of objects present (*i.e.* the number of sketches containing 1, 2 and 3 objects are 33, 33, and 34 respectively). Stock4.5M is for evaluation only, to test scalability and domain generalization beyond OI-TrainVal.

4.2. Evaluation metrics

We evaluate ability to retrieve images that match the sketched object queries in terms of both semantic categories and spatial layout of objects. Our relevance score between query sketch

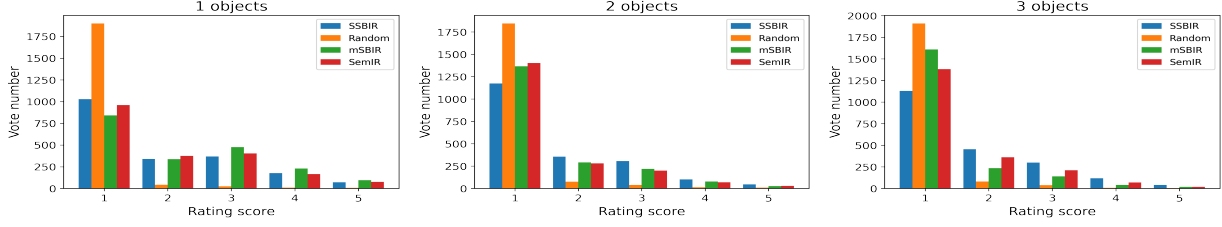


Fig. 4. Amazon Mechanical Turk (MTurk) user study on the Stock4.5M dataset, for 1 (left), 2 (middle) and 3 (right) object queries. Each histogram shows the score distribution (1=poor, 5=good) for each method and a control (random) response.

Method	P@20	mAP	NDCG
SSBIR (proposed)	0.432	0.323	0.737
SemIR [20]	0.345	0.237	0.687
mSBIR [16]	0.344	0.245	0.677
Random*	0.038	0.009	0.467

Table 2. MTurk user study on top-20 retrieved results for the Stock4.5M image dataset, using 100 queries. * indicates a control set created by returning images at random.

Q and database image I is defined as:

$$\mathcal{R}(Q, I) = \frac{1}{|B_Q|} \sum_{b_i \in B_Q} \max_{b_j \in B_I} \mathbb{1}_{[c(b_i)=c(b_j)]} \frac{b_i \cap b_j}{b_i \cup b_j} \quad (9)$$

where B_Q and B_I are sets of object bounding boxes in Q and I , and where $\mathbb{1}_{[c(b_i)=c(b_j)]} \in \{1, 0\}$ evaluates to 1 if the classes of the objects inside bounding boxes b_i and b_j match. $\mathcal{R}(Q, I)$ is continuous in range $[0, 1]$ and can be binarized via threshold τ - $\bar{\mathcal{R}}_\tau(Q, I) = 1$ if $\mathcal{R}(Q, I) > \tau$ otherwise 0.

Given this relevance score, we evaluate: (i) Mean Average Precision (mAP); (ii) Normalized Discounted Cumulative Gain (NDCG) which down-weights lower-ranked images. mAP requires binary relevance, so we define $\bar{\mathcal{R}}_\tau(Q, I) = 1$ if $\mathcal{R}(Q, I) > \tau$ otherwise 0, with τ a threshold value (see sup-mat for analysis). NDCG works on continuous scores, $\bar{\mathcal{R}}_\tau(Q, I) = \mathcal{R}(Q, I)$ if $\mathcal{R}(Q, I) > \tau$ otherwise 0. We compute mAP and NDCG for the top 200 results.

4.3. Evaluating baselines and architectures

We compare the proposed methods with two other baselines: **mSBIR** – the state-of-art single object multi-stage SBIR [16], and **SemIR** – the spatial semantic image retrieval method [20]. Since SemIR only accepts keyword queries, we convert the sketched objects into category names whilst retaining its bounding box positions. Unless otherwise specified, τ is set to 0.5 for mAP and NDCG (see sup-mat. for study of τ).

Table 1 (top) reports the mAP and NDCG performance of our proposed method and the baselines on OI-Test-LQ. SSBIR outperforms the closest competitor by a large margin (by 7% on mAP and 12% on NDCG). This is significant because SSBIR embedding also encodes sketch appearance rather than just the word2vec embedding of class names as in SemIR [20]. mSBIR [16] performs worst as it cannot encode spatial layout nor images with multiple objects.

We studied the effect of different CNN backbones for the image indexing branch $E_I(\cdot)$ using OI-Test-SQ (Table 1, bottom). The GoogleNet backbone [25] outperforms others *e.g.* ResNet [27] and EfficientNet [29]. This may be due to a match with the [16] use of GoogleNet within the single-object common embedding. All comparisons are statistically ‘very significant’ (t-test; $\rho \ll 0.01$) except for GoogleNet versus VGG11 ($\rho = 0.148$). We therefore adopt GoogleNet.

4.4. Evaluating large-scale retrieval

We conduct an user study on the Stock4.5M dataset using Amazon Mechanical Turk (MTurk). We retrieve the 20 top-ranked images for each of 3 methods: our SSBIR, and baselines SemIR [20] and mSBIR [16]. For a given query, we group the returned images of the same rank across these methods along with a random image to form an annotation task. We then ask 3 annotators to score each of the images in terms of its semantic and spatial relevance to the sketched query (scale: 1 means ‘completely irrelevant’ and 5 means ‘correct objects in the exactly same pose and location’).

All methods are *significantly* better than random (t-test; $\rho \ll 0.05$). Fig. 4 shows for 1-object queries, the performance of SSBIR is on par with SemIR [20] ($\rho = 0.175$ indicates no significance in the rating distributions of these two methods) and slightly lower than mSBIR. For multi-object queries SSBIR receives *significantly* more 3-5 ratings than both baselines. Tab. 2 averages the user ratings of each query-image pair yielding a relevance score \mathcal{R} equivalent to eq. 9. We threshold the relevance score at 2 to compute mAP and NDCG metrics. We also report Precision at rank $k = 20$, for all 20 images annotated. SSBIR outperforms baselines on all 3 metrics by a large margin. Several retrieval examples are given in Fig. 3. mSBIR often works best on single-object sketches, whilst SemIR takes only semantic information into account and disregards appearance.

5. CONCLUSION

We proposed a SBIR method for searching image collections using *compositional* sketches containing multiple objects. Visual features from scene objects are encoded into a spatial feature map that is compressed via product quantization (PQ). Our approach requires no object detection step. We show that explicitly training for multiple object SBIR yields statistically significant performance gains over single-object SBIR, and improved appearance recall using sketches versus labelled bounding boxes.

6. REFERENCES

- [1] Y. Cao, H. Wang, C. Wang, Z. Li, L. Zhang, and L. Zhang, “Mindfinder: Interactive sketch based image search on millions of images,” in *Proc. ACM MM*, 2010.
- [2] J. Collomosse, T. Bui, M. Wilber, C. Fang, and H. Jin, “Sketching with style: Visual search with sketches and aesthetic context,” in *Proc. ICCV*, 2017.
- [3] J. Collomosse, G. McNeill, and Y. Qian, “Storyboard sketches for content based video retrieval,” in *Proc. ICCV*, 2009, pp. 245–252.
- [4] R. Hu, S. James, T. Wang, and J. Collomosse, “Markov random fields for sketch based video retrieval,” in *Proc. ICMR. ACM*, 2013, pp. 279–286.
- [5] A. Kuznetsova et al., “The open images dataset v4,” *IJCV*, pp. 1–26, 2020.
- [6] Eugenio Di Sciascio, G. Mingolla, and Marina Mongiello, “Content-based image retrieval over the web using query by sketch and relevance feedback,” in *Visual Info. and Info. Systems*. 1999, pp. 123–130, Springer.
- [7] J. Saavedra and J. Barrios, “Sketch based image retrieval using learned keyshapes,” in *Proc. BMVC*, 2015.
- [8] M. Eitz, K. Hildebrand, T. Boubekeur, and M. Alexa, “Sketch-based image retrieval: Benchmark and bag-of-features descriptors,” *IEEE Trans. Visual. and Comp. Graph.*, vol. 17, no. 11, pp. 1624–1636, 2011.
- [9] R. Hu and J. Collomosse, “A performance evaluation of gradient field HOG descriptor for sketch based image retrieval,” *CVIU*, vol. 117, no. 7, pp. 790–806, 2013.
- [10] F. Wang, L. Kang, and Y. Li, “Sketch-based 3d shape retrieval using convolutional neural networks,” in *Proc. CVPR. IEEE*, 2015, pp. 1875–1883.
- [11] Y. Qi, Y. Song, H. Zhang, and J. Liu, “Sketch-based image retrieval via siamese convolutional neural network,” in *Proc. ICIP. IEEE*, 2016, pp. 2460–2464.
- [12] Tu Bui, Leo Ribeiro, Moacir Ponti, and John Collomosse, “Compact descriptors for sketch-based image retrieval using a triplet loss convolutional neural network,” *CVIU*, 2017.
- [13] Qian Yu, Feng Liu, Yi-Zhe Song, Tao Xiang, Timothy M. Hospedales, and Chen-Change Loy, “Sketch me that shoe,” in *Proc. CVPR*, 2016, pp. 799–807.
- [14] P. Sangkloy, N. Burnell, C. Ham, and J. Hays, “The sketchy database: learning to retrieve badly drawn bunnies,” *ACM Transactions on Graphics (TOG)*, vol. 35, no. 4, pp. 119, 2016.
- [15] A. Gordo, J. Almazán, J. Revaud, and D. Larlus, “Deep image retrieval: Learning global representations for image search,” in *Proc. ECCV*, 2016, pp. 241–257.
- [16] T. Bui, L. Ribeiro, M. Ponti, and J. Collomosse, “Sketching out the details: Sketch-based image retrieval using convolutional neural networks with multi-stage regression,” *Computers & Graphics*, vol. 71, pp. 77–87, 2018.
- [17] Y. Xu, J. Hu, K. Zeng, and Y. Gong, “Sketch-based shape retrieval via multi-view attention and generalized similarity,” in *Proc. ICDH. IEEE*, 2018, pp. 311–317.
- [18] L. Ribeiro, T. Bui, J. Collomosse, and M. Ponti, “Sketch-former: Transformer-based representation for sketched structure,” in *Proc. CVPR*, 2020.
- [19] F. Liu, C. Zou, X. Deng, R. Zuo, Y. Lai, C. Ma, Y. Liu, and H. Wang, “Scenesketcher: Fine-grained image retrieval with scene sketches,” in *Proc. ECCV*, 2020.
- [20] L. Mai, H. Jin, Z. Lin, C. Fang, J. Brandt, and F. Liu, “Spatial-semantic image search by visual feature synthesis,” in *Proc. CVPR*, 2017, pp. 4718–4727.
- [21] Mathias Eitz, James Hays, and Marc Alexa, “How do humans sketch objects?,” *ACM Trans. Graphics (TOG)*, vol. 31, no. 4, pp. 1–10, 2012.
- [22] J. Deng, W. Dong, R. Socher, L.-J. Li, K. Li, and L. Fei-Fei, “ImageNet: A Large-Scale Hierarchical Image Database,” in *CVPR09*, 2009.
- [23] J. Johnson, M. Douze, and H. Jégou, “Billion-scale similarity search with gpus,” *IEEE Trans. Big Data*, 2019.
- [24] T. Ge, K. He, Q. Ke, and J. Sun, “Optimized product quantization for approximate nearest neighbor search,” in *Proc. CVPR*, 2013, pp. 2946–2953.
- [25] Christian Szegedy, Wei Liu, Yangqing Jia, Pierre Sermanet, Scott Reed, Dragomir Anguelov, Vincent Vanhoucke, and Andrew Rabinovich, “Going deeper with convolutions,” in *Proc. CVPR*, 2015.
- [26] K. Simonyan and A. Zisserman, “Very deep convolutional networks for large-scale image recognition,” *arXiv preprint arXiv:1409.1556*, 2014.
- [27] K. He, X. Zhang, S. Ren, and J. Sun, “Deep residual learning for image recognition,” in *Proc. CVPR*, 2016, pp. 770–778.
- [28] M. Sandler, A. Howard, M. Zhu, A. Zhmoginov, and L. Chen, “Mobilenetv2: Inverted residuals and linear bottlenecks,” in *Proc. CVPR*, 2018, pp. 4510–4520.
- [29] M. Tan and Q. Le, “Efficientnet: Rethinking model scaling for convolutional neural networks,” *arXiv preprint arXiv:1905.11946*, 2019.