

Shape Prior Non-Uniform Sampling Guided Real-time Stereo 3D Object Detection

Aqi Gao, Jiale Cao, and Yanwei Pang

Abstract—Pseudo-LiDAR based 3D object detectors have gained popularity due to their high accuracy. However, these methods need dense depth supervision and suffer from inferior speed. To solve these two issues, a recently introduced RTS3D builds an efficient 4D Feature-Consistency Embedding (FCE) space for the intermediate representation of object without depth supervision. FCE space splits the entire object region into 3D uniform grid latent space for feature sampling point generation, which ignores the importance of different object regions. However, we argue that, compared with the inner region, the outer region plays a more important role for accurate 3D detection. To encode more information from the outer region, we propose a shape prior non-uniform sampling strategy that performs dense sampling in outer region and sparse sampling in inner region. As a result, more points are sampled from the outer region and more useful features are extracted for 3D detection. Further, to enhance the feature discrimination of each sampling point, we propose a high-level semantic enhanced FCE module to exploit more contextual information and suppress noise better. Experiments on the KITTI dataset are performed to show the effectiveness of the proposed method. Compared with the baseline RTS3D, our proposed method has 2.57% improvement on AP_{3d} almost without extra network parameters. Moreover, our proposed method outperforms the state-of-the-art methods without extra supervision at a real-time speed.

Index Terms—3D object detection, stereo images, real-time, non-uniform sampling, high-level semantic enhanced module.

I. INTRODUCTION

3D object detection is an important and fundamental task for automatic driving. The related methods can be mainly divided into LiDAR-based 3D object detection approaches [32], [33], [37], [55] and image-based 3D object detection approaches [17], [29], [43]. Though LiDAR-based 3D object detection approaches have high accuracy, they suffer from the expensive hardware cost and are sensitive to severe weather (e.g., rain and snow). Compared with LiDAR-based 3D object detection approaches, image-based 3D object detection approaches adopt the low-cost optical camera and can provide dense depth information. Image-based 3D object detection can be further divided into monocular 3D object detection and stereo 3D object detection. In this paper, we focus on real-time stereo 3D object detection.

Stereo 3D object detection is aimed at predicting 3D bounding boxes of objects using the stereo pairs of images. With the technique of deep convolutional neural networks [15], [39], [13], stereo 3D object detection has achieved great

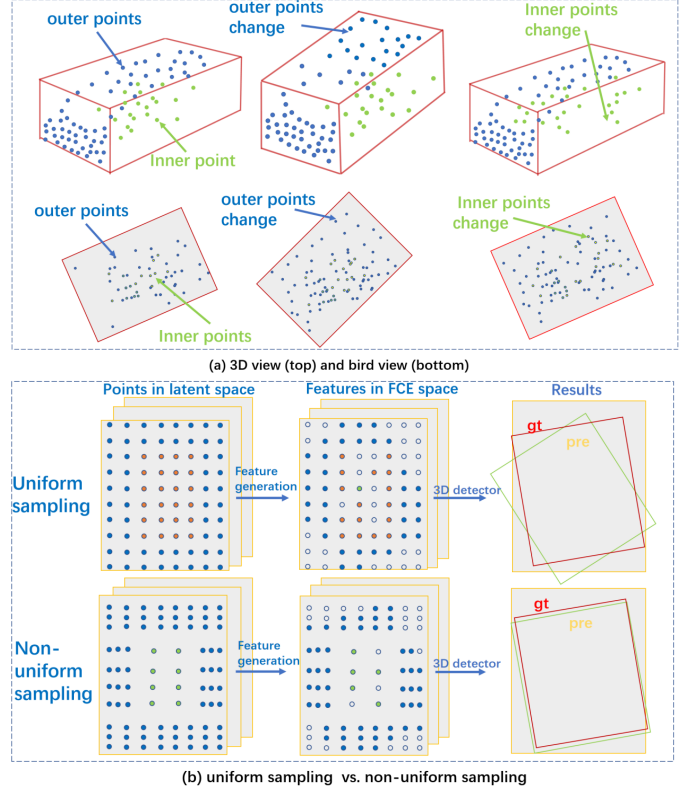


Fig. 1. In (a), we provide a conceptual illustration of the importance of object (car) outer region for 3D detection. The first column shows the 3D points of a car in 3D view (top) and bird view (bottom). When the outer points of the car change (second column), the corresponding 3D/2D bounding boxes (Ground-Truth) also change in both shape and orientation. However, when the inner points change (third column), the corresponding 3D/2D bounding boxes do not change. It demonstrates that the outer points of object play a more role for 3D detection. In (b), we compare uniform sampling and non-uniform sampling for FCE space generation. Compared to uniform sampling, our non-uniform sampling can generate more sampling points in outer region (first column). In the following FCE space, these outer points (second column) provide more useful features for improving the following 3D detection (third column).

success in recent few years. Among the stereo 3D object detection methods, Pseudo-LiDAR based 3D object detection approaches [43], [48], [46], [40] are one of the most representative classes. Generally, Pseudo-LiDAR based approaches first predict the disparity map, second transform the disparity map into point cloud, and third employ a point cloud detector for 3D detection. Despite of high accuracy, these methods require pixel-wise depth labels and have a relatively slow inference speed, which limits the application in automatic driving. To solve these mentioned drawbacks in Pseudo-

A. Gao, J. Cao, and Y. Pang are with the Tianjin Key Laboratory of Brain-Inspired Intelligence Technology, School of Electrical and Information Engineering, Tianjin University, Tianjin 300072, China (e-mail: {gaoaqi,connor.pyw}@tju.edu.cn).

LiDAR based approaches, a recently proposed RTS3D [18] builds a 4D feature-consistency embedding (FCE) space as the intermediate representation of object. Specifically, RTS3D adopts uniform sampling to generate feature sampling points (grid) for each proposal and represents each point (grid) with consistency features generated from stereo images. Based on the features generated in FCE space, a 3D detector is employed for 3D bounding prediction. With these simple and efficient designs, RTS3D not only avoids the pixel-wise depth supervision, but also achieves a very competitive accuracy at a real-time speed.

Despite the success, we argue that there are some inappropriate designs in RTS3D that impede its performance. First, RTS3D adopts uniform sampling strategy to generate feature sampling points, which ignores the importance of different object regions. As shown in Fig. 1(a), compared to the inner points from the inner region, the outer points from the outer region play a more important role for 3D detection. However, the uniform sampling strategy adopted in RTS3D pays an equal attention to different object regions. Second, RTS3D does not fully exploit the contextual information to suppress noise during the consistency feature generation.

To address the issues in the state-of-the-art detector RTS3D, we propose a Shape Prior non-uniform Sampling guided 3D detector, called SPS3D. Instead of constructing a uniform 3D grid space for each 3D proposal, we propose to build a non-uniform 3D grid latent space by considering object shape prior information. In each dimension of the 3D proposal, we design a piece-wise linear function to sample more points (grid) from outer region and less points from the inner region. After that, we extract the corresponding consistency feature for each sampling point to construct the non-uniform FCE space. As shown in Fig. 1(b), our proposed non-uniform sampling strategy exploit more useful features for the following 3D detection because more sampling points from the outer region are extracted. In addition, to enhance feature discrimination for each point, we propose a high-level semantic enhanced FCE module that exploits more contextual information for feature representation. Finally, we adopt a 3D detector for 3D bounding box prediction. Overall, the contributions and merits of this paper are summarized as follows.

- We observe that outer region of an object plays a more important role for 3D bounding box prediction. Further we propose the model that divides the outer region and inner region of the car.
- Based on this model, we propose a shape prior non-uniform sampling mechanism for feature sampling point generation. As a result, more useful points from discriminative region can be sampled for 3D bounding box prediction.
- To enhance the feature of each sampling point, we further introduce a high-level semantic enhanced FCE module to integrate more contextual information and suppress noise better.
- We validate the effectiveness and superiority of our proposed SPS3D on the challenging KITTI dataset [10]. On the KITTI validation moderate set, our SPS3D outperforms the baseline RTS3D by an absolute gain of

2.57% AP_{3d} almost without additional computational costs. Moreover, our SPS3D achieves the state-of-the-art accuracy at real-time speed.

II. RELATED WORK

A. 2D object detection

In past few years, deep convolutional neural networks have made great progress in 2D object detection [11], [36], [24], [35]. The object detection methods mainly consist of two-stage approaches [11], [21], [2], [20], [56] and one-stage approaches [24], [3], [51], [23], [22]. The two-stage approaches first extract some candidate class-agnostic proposals and second classify these proposals into specific classes, while the one-stage approaches directly predict class-aware bounding-boxes. At first, these object detection methods are anchor-based approaches with some handcrafted parameters. To avoid these handcrafted parameters, some anchor-free approaches are proposed recently, including key-point based approaches [16], [53], [9] and center-point based approaches [41], [54], [50].

B. 3D point cloud object detection

3D point cloud object detection is crucial for automatic driving. To better perform 3D object detection, some deep backbones (e.g., PointNet [32] and PointNet++ [33]) are proposed to extract the features from the point cloud. Based on these backbones, some 3D detectors (e.g., VoteNet [31] and MLCVNet [44]) are proposed. VoteNet [31] designs an end-to-end 3D object detection network based on a synergy of deep point set networks and Hough voting. MLCVNet [44] extracts multi-level contextual information with the self-attention mechanism and multi-scale feature fusion. Besides these methods, PointRCNN [37] constructs a two-stage detection framework for 3D detection. After that, many variants [8], [49], [38] are proposed. Recently, some works [28], [12], [52] apply transformer[42] to 3D point cloud detection.

C. Monocular 3D object detection

Monocular 3D object detection aims to predict 3D bounding boxes from monocular image. Mono3D [47], [14] first generates a 3D candidate box, second projects it to 2D scene, and third detects objects in 2D scene. Deep3Dbbox [27] proposes to use angle and scale information for depth estimation and 3D detection. Deep MANTA [4] defines a series of key points for a car and then uses the 3D template library for matching. KM3DNet [19] develops a novel single-shot and keypoints-based framework for monocular 3D objects detection. MonoFENet [1] estimates disparity from the input monocular image, the features of both the 2D and 3D streams can be enhanced and utilized for accurate 3D localization. CaDDN [34] uses a predicted categorical depth distribution for each pixel to project rich contextual feature information to the appropriate depth interval in 3D space then get the final result. M3DSSD [26] proposes a two-step feature alignment approach to overcome feature mismatching. MonoRUN [5] learns dense correspondences and geometry in a self-supervised manner with simple 3D bounding box annotations.

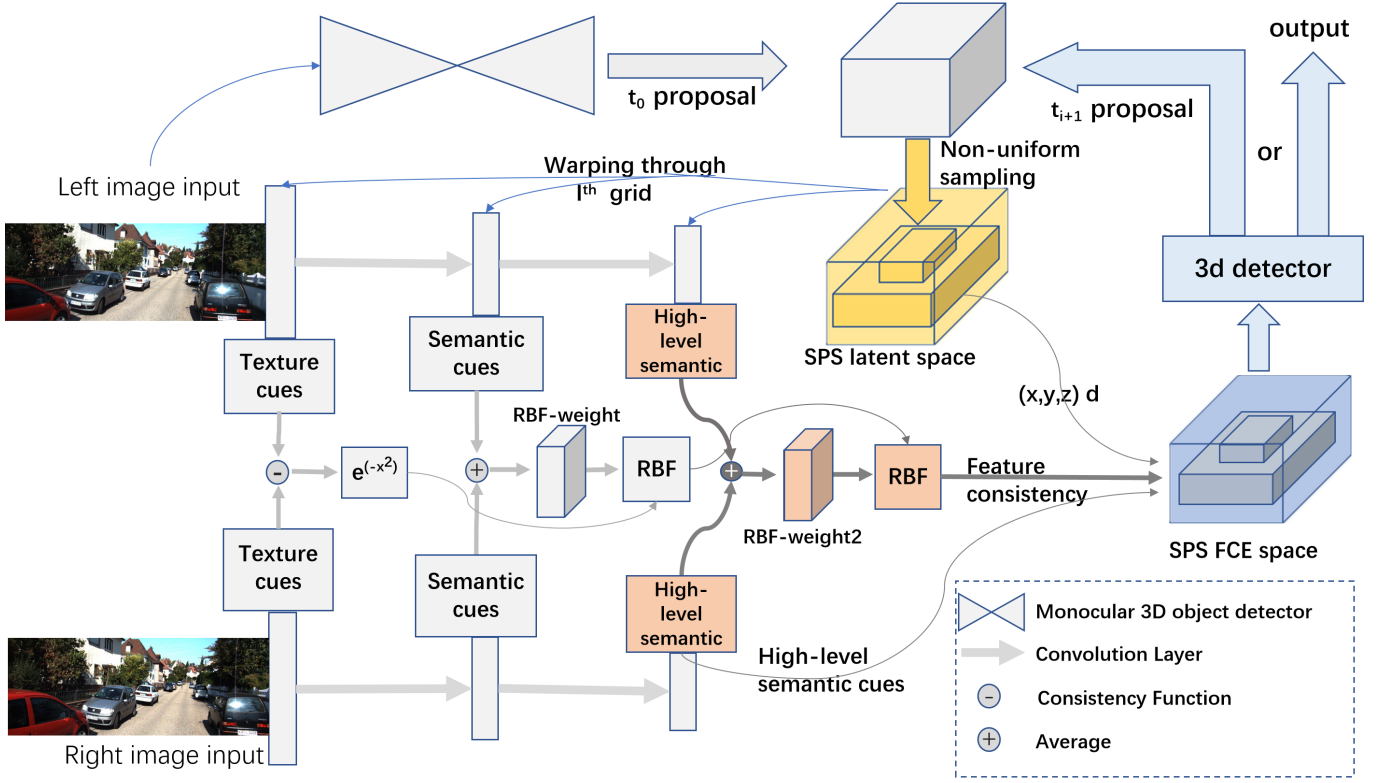


Fig. 2. Overall architecture of our proposed SPS3D for stereo 3D object (car) detection. First, we employ a fast monocular 3D detector to extract candidate 3D proposals. For each proposal, we perform shape prior non-uniform sampling to generate non-uniform 3D latent space, called SPS latent space. For each point in latent space, we extract the high-level enhanced consistency features to generate feature-consistency embedding (FCE) space and employ an improved 3D detector for 3D bounding box prediction. To improve detection performance, we perform multiple iterations, where the predicted 3D bounding box in current iteration is used as the input of next iteration.

D. Stereo 3D object detection

Stereo 3D object detection mainly consists of two classes. Some methods need parallax and other supervision information. Pseudo-LIDAR [43] is one of the representative methods. It transforms the depth map into point cloud and performs 3D point cloud detection. Pseudo-LIDAR++ [48] proposes depth cost volume to get depth map directly. OC-Stereo [30] and Disp RCNN [40] only consider point cloud coming from the foreground regions. ZoomNet [46] improves the effect of disparity estimation by enlarging the target. Some other methods do not need extra supervision. Stereo-RCNN [17] generates a rough 3D bounding box by combining the RoIs from the left and right images and conducts BA optimization for final 3D bounding box prediction. IDA-3D [29] builds cost volume from left and right ROI to get the depth of the center point for 3D detection. In this paper, we focus on stereo 3D object detection without using extra supervision information.

RTS3D [18] builds FCE space to represent the object. Compared to Pseudo LIDAR [43], RTS3D achieves a better accuracy without dense supervision information. Moreover, it has a real-time speed. However, we argue that RTS3D ignores the importance of different regions for 3D detection.

III. METHOD

In this section, we provide a detailed introduction about our proposed method, called SPS3D, which is built on real-

time stereo 3D object detector RTS3D [18]. First of all, we give a review about RTS3D that consists of four steps: (1) 3D proposal generation. A efficient monocular 3D object detector is employed to extract some candidate 3D object proposals. (2) Multi-scale feature extraction for stereo images. The lightweight model ResNet-18 [13] is used to extract multi-scale feature maps. (3) Feature-Consistency Embedding (FCE) space generation for each proposal. RTS3D splits each 3D object proposal into uniform 3D grids and extracts the consistency features of each point (grid) from left and right multi-scale feature maps. As a result, each 3D proposal is represented by a 4D feature map. (4) 3D bounding box prediction. An improved PointNet [32] is designed for 3D bounding box prediction and confidence score estimation. The key step in RTS3D is Feature-Consistency Embedding (FCE) space generation using uniform sampling strategy.

We argue that RTS3D has some inappropriate designs that impede the performance. The first one is uniform sampling for 3D grid space generation pays equal attention to all the object regions and thus ignores the importance of different regions. To pay more attention on the important regions, we propose a novel shape prior non-uniform sampling strategy. The second one is that consistency features for each sampling point are easily influenced by the noise. To better suppress the noise, we propose a high-level semantic enhanced FCE module to exploit more information. The overall architecture

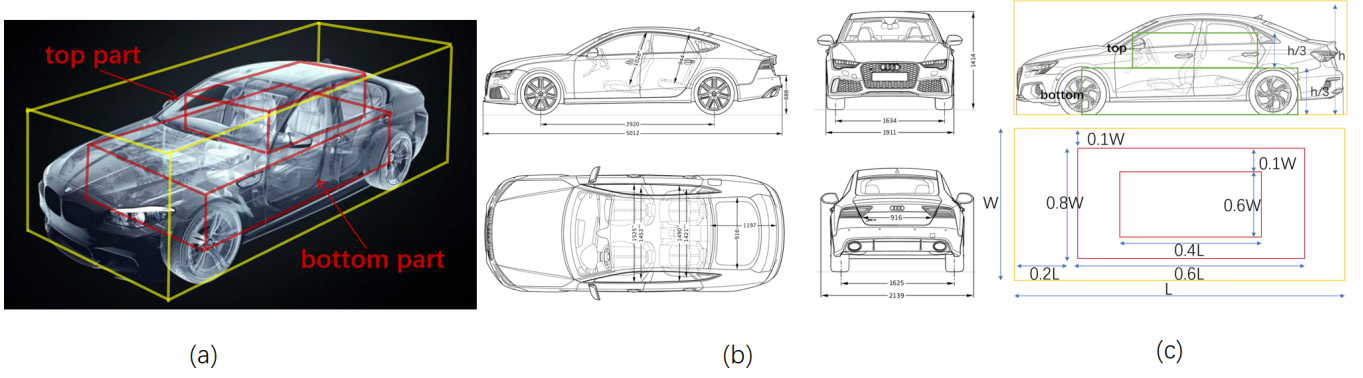


Fig. 3. (a) We show a 3D model of a car and corresponding ground-truth bounding-box (green). The car is divided into two cubes (red) for generating non-uniform sampling function. (b) The internal parameters of car model in four different views. (c) Detailed parameters (the width, length, height of two cubes) of two cubes (green). The top part shows the parameters in side view, and the bottom part shows the parameters in bird view.

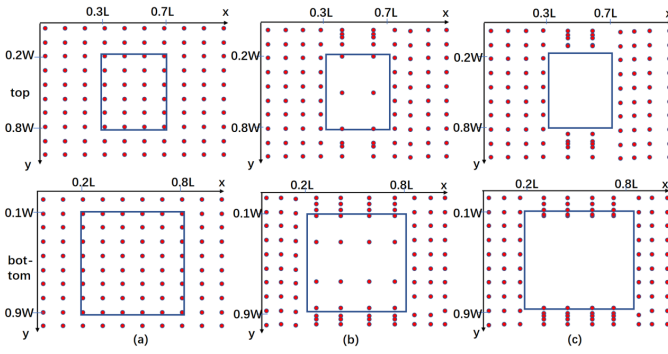


Fig. 4. Illustration of three different sampling methods (bird view). We show the sampling points in the top and bottom parts, divided by two cubes, of the car. (a) is the uniform sampling method, (b) is our proposed non-uniform sampling method, and (c) is the extreme non-sampling method that does not generate sampling points in the inner regions.

of our SPS3D is shown in Fig. 2. We first construct a shape prior non-uniform latent space, second generate non-uniform FCE space, and third perform 3D detection.

A. Shape prior non-uniform latent space construction

As discussed earlier, the different regions of objects have different importance. RTS3D adopts uniform sampling strategy to generate 3D latent space for each proposal. As a result, RTS3D ignores some points from the important (outer) region and generates many redundant points from the unimportant (inner) region. In fact, the points of the outer region play more important role in 3D bounding box prediction. For example, in Fig. 1(a), the 3D ground-truth bounding box of car is generated by the outer contour. Thus, we propose a shape prior non-uniform sampling strategy for latent space construction.

To simply perform shape prior non-uniform sampling, we need to model the shape of the car. We find that it is not necessary to use an accurate and unified mathematical formula to model the car. First, the proposal, generated by the monocular 3D detector, cannot give an accurate location of the car. Therefore, even an accurate model of the car cannot accurately distinguish the inner and outer parts inside the proposal. Second, although the appearances of different

cars are different, some important parameter ratios (e.g., ratio between wheelbase and car length) are similar. Thus, we propose to use a single and simple model to represent all the cars in Fig. 3(a), where the car is divided into a top cube and a bottom cube. In this paper, we use the Audi car model¹ to calculate the parameters (e.g., width, height, etc) of two cubes. Fig. 3(b) shows some detailed shape parameters of an Audi car in four different views (i.e., side view, front view, bird view, back view). Based on these parameters in different views, we can generate two cubes. Fig. 3(c) shows the two cubes in bird view. The width and length of the car are represented as W and L . Then, the width and length of top cube is $0.8W$ and $0.6L$, while the width and length of bottom cube is $0.6W$ and $0.4L$.

Based on these two cubes, we perform non-uniform sampling to build non uniform latent space for each 3D proposal. Fig. 4(b) shows our non-uniform sampling in length (x -axis) and width (y -axis) directions. Here, we introduce how to generate the non-uniform sampling points for the bottom part of the car (see in the bottom part of Fig. 4(b)). When $x \leq 0.2L$, the locations of sampling points can be written as

$$\begin{cases} X = ls(0, 0.2L, N_{x1}), \\ Y = ls(0, W, N_y), \end{cases} \quad (1)$$

where ls indicates the function of linespace, and N_{x1} and N_{y1} represent the number of points in x -axis and y -axis directions.

When $x > 0.2L$ and $x \leq 0.8L$, the x -axis locations of sampling points can be represented by $X = ls(0.2L, 0.8L, N_{x2})$, and the y -axis locations of sampling points can be written as

$$\begin{cases} Y = ls(0, 0.1W, N_{y1}), \\ Y = ls(0.1W, 0.9W, N_{y2}), \\ Y = ls(0.9W, W, N_{y3}). \end{cases} \quad (2)$$

When $x > 0.8L$, the locations of sampling points can be written as

$$\begin{cases} X = ls(0.8L, L, N_{x3}), \\ Y = ls(0, W, N_y). \end{cases} \quad (3)$$

In the similar way, we generate the non-uniform sampling points for the top part of the car (see in the top part of

¹https://www.audi.cn/cn/web/zh/models/a7/s7_sportback.html

TABLE I
THE NUMBER OF SAMPLING POINTS IN x -AXIS AND y -AXIS DIRECTIONS
OF THREE DIFFERENT SAMPLING STRATEGIES.

Part	Method	$\{N_{x1}, N_{x2}, N_{x3}\}$	$\{N_{y1}, N_{y2}, N_{y3}\}$
Bottom part	Fig. 4(a)	$\{2,6,2\}$	$\{1,8,1\}$
	Fig. 4(b)	$\{3,4,3\}$	$\{4,2,4\}$
	Fig. 4(c)	$\{3,4,3\}$	$\{5,0,5\}$
Top part	Fig. 4(a)	$\{3,4,3\}$	$\{2,6,2\}$
	Fig. 4(b)	$\{4,2,4\}$	$\{4,3,3\}$
	Fig. 4(c)	$\{4,2,4\}$	$\{5,0,5\}$

Fig. 4(b)). We also show uniform sampling strategy in Fig. 4(a) and the extreme non-sampling strategy in Fig. 4(c). In extreme non-sampling strategy, we only generate the sampling points in the outer region. Compared to uniform sampling, our proposed non-sampling strategy pays more attention on the outer region. Compared to the extreme non-sampling strategy, our proposed non-sampling strategy does not ignore the inner region. Experimental results demonstrate that our non-sampling strategy is superior to both uniform sampling and extreme non-uniform sampling. It means that the outer region plays more important role than the inner region and the inner region is also useful for detection. Table I further gives the number sampling points in both x -axis and y -axis directions for three different strategies, we set $resl = 10$.

With the proposed non-uniform strategy, we generate the non-uniform sampling points to construct the shape prior latent space for each 3D proposal. After that, we generate shape prior non-uniform FCE space for following 3D detection.

B. Non-uniform FCE space generation

For the stereo images, we adopt the efficient model ResNet-18 [13] to extract multi-scale feature maps, including low-level texture feature map $F1$, middle-level semantic feature map $F2$, and high-level semantic feature map $F3$. Based on the multi-scale feature maps, we propose high-level semantic enhanced feature consistency embedding (FCE) module with high-level semantic radial basis function (RBF) to exploit more contextual information as follows.

Assuming that p_i is the world coordinate of a point in shape prior non-uniform grid latent space, we convert it into image space as follows:

$$x_{ij}^{lr} = h_j K_{lr} \begin{pmatrix} R^{lr} & t^{lr} \\ 0 & 1 \end{pmatrix} p_i, j = 1, 2, 3, \quad (4)$$

where K are camera intrinsic parameters, R , t are camera extrinsic parameters (*i.e.*, rotation matrix and translation matrix), h is affine transformation matrix, and lr means the left or right images. Based on the coordinate in image space, we extract multi-scale features S_{ij}^l and S_{ij}^r from both left and right images for point p_i .

$$S_{ij}^l = F_j(x_{ij}^l), S_{ij}^r = F_j(x_{ij}^r), j = 1, 2, 3, \quad (5)$$

where j represents the level of the feature map. With the extracted multi-scale features S_{ij}^l and S_{ij}^r , we calculate the low-level texture feature S_i^{lt} , middle-level semantic feature

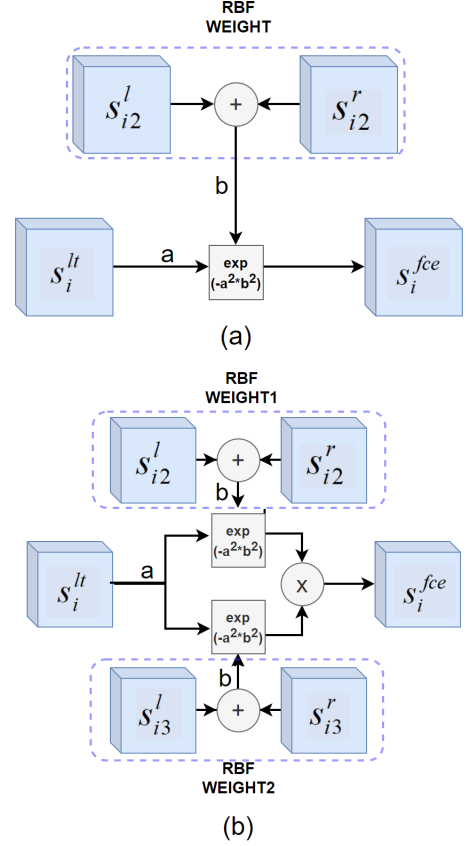


Fig. 5. Feature consistency embedding (FCE) module (top) and our high-level semantic enhanced FCE module (bottom). Compared to FCE module, our high-level semantic enhanced FCE module exploits the high-semantic features to extract more contextual information and better suppress the noise.

S_i^{ms} , and high-level semantic feature S_i^{hs} for point p_i as follows.

$$\begin{aligned} S_i^{lt} &= S_{i1}^l - S_{i1}^r, \\ S_i^{ms} &= (S_{i2}^l + S_{i2}^r)/2, \\ S_i^{hs} &= (S_{i3}^l + S_{i3}^r)/2. \end{aligned} \quad (6)$$

Then, we use two different RBFs to encode the texture and semantic information together to suppress noise.

$$\begin{aligned} S_i^{fce1} &= \exp(-(S_i^{lt})^2 * (S_i^{ms})^2), \\ S_i^{fce2} &= \exp(-(S_i^{lt})^2 * (S_i^{hs})^2). \end{aligned} \quad (7)$$

Finally, we generate the final enhanced FCE feature as the product of S_i^{fce1} and S_i^{fce2} .

$$S_i^{fce} = S_i^{fce1} * S_i^{fce2}. \quad (8)$$

In shape prior latent space, there are 1000 sampling points. For each point, we calculate the corresponding feature using our high-level semantic enhanced FCE module. As a result, we generate 4D non-uniform FCE space for each proposal.

Fig. 5 further compares feature-consistency embedding (FCE) module and our high-level enhanced FCE module. Compared to original FCE module, we use not only the middle-level semantic cue F_2 but also the high-level semantic cue F_3 . Thus, more contextual information can be exploited to suppress the noise that is incorporated from the low-level texture cue.

²<https://github.com/Banconxuan/RTS3D>

TABLE II

COMPARISON (AP_{3D}) OF STATE-OF-THE-ART 3D CAR DETECTION METHODS ON KITTI VALIDATION SET. THE NUMBER IN THE BRACKET INDICATE THE IMPROVEMENT COMPARED TO RTS3D²

Method	Extra supervision	Time	IoU > 0.5			IoU > 0.7		
			Easy	Moderate	Hard	Easy	Moderate	Hard
3DOP [45]	Instance Mask	-	46	34.6	30.1	6.6	5.1	4.1
MLF [6]	Depth	-	-	47.4	-	-	9.8	-
YOLOstereo3d [25]	Depth	80ms	-	-	-	72.06	46.58	35.53
DSGN [40]	Depth	670ms	-	-	-	72.31	54.27	47.71
PL: F-PointNet [43]	Depth+Flow	670ms	89.5	75.5	66.3	59.4	39.8	33.5
PL: AVOD [43]	Depth+Flow	510ms	88.5	76.4	61.2	61.9	45.3	39
PL++: AVOD [48]	Depth+Flow	500ms	89	77.8	69.1	63.2	46.8	39.8
PL++: P-RCNN [48]	Depth+Flow	510ms	88	73.7	67.8	62.3	44.9	41.6
OC-Stereo [30]	Depth+Instance Mask	350ms	89.65	80.03	70.34	64.07	48.34	40.39
ZoomNet [46]	Depth+Instance Mask	-	90.44	79.82	70.47	62.96	50.47	43.63
Disp R-CNN [40]	Depth+Instance Mask+CAD	425ms	90.47	79.76	69.71	64.29	47.73	40.11
TL-Net [7]	None	-	59.51	43.71	37.99	18.15	14.26	13.72
Stereo RCNN [17]	None	417ms	85.84	66.28	57.24	54.11	36.69	31.07
IDA3D [29]	None	300ms	87.08	74.57	60.01	54.97	37.45	32.23
RTS3D(iteration=2, resl =10) [18]	None	22ms	90.26	77.23	68.28	63.65	44.5	37.48
Ours(iteration=2, resl =10)	None	28ms	90.45(+0.19)	79.36(+2.13)	70.34(+2.06)	65.26(+1.61)	47.07(+2.57)	39.62(+2.14)

TABLE III

COMPARISON (AP_{BEV}) OF STATE-OF-THE-ART 3D DETECTION METHODS FOR CAR CATEGORY ON KITTI VALIDATION SET. THE NUMBER IN THE BRACKET INDICATE THE IMPROVEMENT COMPARED TO RTS3D²

Method	Extra supervision	Time	IoU > 0.5			IoU > 0.7		
			Easy	Moderate	Hard	Easy	Moderate	Hard
3DOP [45]	Instance Mask	-	55	41.3	34.6	12.6	9.5	7.6
MLF [6]	Depth	-	-	53.7	-	-	19.5	-
PL: F-PointNet [43]	Depth+Flow	670ms	89.8	77.6	68.2	72.8	51.8	44
PL: AVOD [43]	Depth+Flow	510ms	76.8	65.1	56.6	60.7	39.2	37
PL++: AVOD [48]	Depth+Flow	510ms	89	77.5	68.7	74.9	56.8	49
PL++: PIXOR [48]	Depth+Flow	510ms	89.9	75.2	67.3	79.7	61.1	54.5
PL++: P-RCNN [48]	Depth+Flow	510ms	88.4	76.6	69	73.4	56	52.7
OC-Stereo [30]	Depth+Instance Mask	350ms	90.01	80.63	71.06	77.66	65.95	51.20
ZoomNet [46]	Depth+Instance Mask	-	90.62	88.40	71.44	78.68	66.19	57.60
Disp R-CNN [40]	Depth+Instance Mask+CAD	425ms	90.67	80.45	71.03	77.63	64.38	50.68
TL-Net [7]	None	-	62.46	45.99	41.92	29.22	21.88	18.83
Stereo RCNN [17]	None	417ms	87.13	74.11	58.93	68.50	48.30	41.47
IDA3D [29]	None	300ms	88.05	76.69	67.29	70.68	50.21	42.93
RTS3D(iteration=2, resl =10) [18]	None	22ms	90.41	78.70	70.03	76.56	56.46	48.20
Ours(iteration=2, resl =10)	None	28ms	90.61(+0.20)	80.50(+1.8)	70.34(+0.31)	77.48(+0.92)	58.41(+1.95)	49.95(+1.75)

C. 3D detection

As mentioned above, each 3D proposal is represented by the 4D feature in FCE space. Next, we use a 3D object detector to perform 3D detection. To balance speed and accuracy, we employed an improved PointNet [32] as the 3D detector, similar to RTS3D. To improve detection quality, we use a cascaded strategy for refinement, where the output bounding boxes of PointNet can be used as the new input 3D proposals for the next iteration. In this paper, we adopt two iterations for the experiments.

The training set has 3712 images and the validation set has 3769 images.

We adopt the efficient ResNet-18 [13] as the backbone. Our method is trained with three NVIDIA TitanX GPUs with Adam for optimization. During the training, there are 80 epochs and the learning rate is set as 0.000375. To have a fair comparison with RTS3D [18], we perform the inference on a single NVIDIA 2080Ti GPU. Resl for all experiments is set to 10 and iteration for 2.

IV. EXPERIMENTS

A. Dataset and implementation details

In this section, we perform the experiments on the typical KITTI benchmark [10] to compare with the state-of-the-art methods and validate the effectiveness of our proposed SPS3D. KITTI benchmark [10] is one of the largest computer vision dataset in automatic driving scene. In the task of stereo 3D object detection, it provides stereo images and the corresponding 3D bounding box annotation information. Following the protocol widely used in [17], [43], [30], we split the original training set into the training set and validation set, respectively.

B. Comparison with state-of-the-art methods

Here, we compare our SPS3D with some state-of-the-art methods on KITTI validation set, including 3DOP [45], MLF [6], PL: F-PointNet [43], PL: AVOD [43], PL++: AVOD [48], PL++: PIXOR [48], PL++: P-RCNN [48], OC-Stereo [30], ZoomNet [46], Disp R-CNN [40], TL-Net [7], Stereo RCNN [17], RTS3D [18], IDA3D [29], DSGN [40], YOLOstereo3d [25]. According to the degree of occlusion and truncation, the validation set is divided into three subsets: *easy*, *moderate* and *hard*. Table II shows the comparison in terms of both speed and accuracy AP_{3d} . Our proposed SPS3D achieves the state-of-the-art accuracy, which outperforms the methods




Fig. 6. Qualitative results on KITTI validation set. The 3D detection results in left and right images and the corresponding results in bird view are shown. In the bird view, the red bounding box is GT, and the green bounding box is the detection result.

TABLE IV
COMPARISON OF THREE DIFFERENT SAMPLING STRATEGIES ON KITTI VALIDATION SET.

Method	IoU > 0.7		
	Easy	Moderate	Hard
Uniform sampling	63.65	44.50	37.48
Extreme non-uniform sampling	64.63	46.45	38.92
Our non-uniform sampling	65.14	46.86	39.02

without using extra supervision information. For example, on the *moderate* subset, Stereo RCNN [17] and RTS3D [18] has an AP_{3d} scores of 66.28% and 77.23%, while our SPS3D has an AP_{3d} score of 79.23%. Thus, our SPS3D outperforms Stereo RCNN and RTS3D by an absolute gain of 3.08% and 2.13%. To show the superiority of our SPS3D, Table II further provides the comparison in terms of both speed and accuracy AP_{bev} . Similarly, our proposed SPS3D outperforms these methods (e.g., RTS3D) without using extra supervision information.

In addition to the high accuracy, our SPS3D has a fast inference real-time speed. For example, the inference time of Stereo RCNN [17] is 417ms, while that of our SPS3D has an AP_{3d} is 28ms. Namely, our SPS3D is almost 14 times faster than Stereo R-CNN. Compared to RTS3D, our SPS3D has a large improvement on accuracy without adding many computational costs. We further show some qualitative results of 3D object detection in Fig. 6. Our proposed SPS3D can accurately detect the objects of different scales, even in the crowded scenes.

C. Ablation Study

In this subsection, we conduct the ablation study to verify the effectiveness of different modules in our SPS3D.

TABLE V
EFFECTIVENESS OF OUR PROPOSED HIGH-LEVEL SEMANTIC ENHANCED FCE MODULE ON KITTI VALIDATION SET.

Method	IoU > 0.7		
	Easy	Moderate	Hard
Original FCE module	63.65	44.50	37.48
Semantic enhanced FCE module	64.46	46.45	38.90

Shape prior non-uniform sampling (SPS) We propose shape prior non-uniform strategy to generate the sampling points and construct the shape prior latent space. To demonstrate the effectiveness of non-uniform sampling strategy, we compare three different strategies (see Fig. 4) in Table IV. Our non-uniform sampling strategy outperforms both the uniform sampling strategy and the extreme non-uniform sampling strategy. It can be concluded as follows. (1) Compared to the inner region, the outer region is more important for 3D detection. (2) Both the inner region and outer region can provide the useful information for 3D detection.

High-level semantic enhanced module (HSE) To suppress the noise and extract more contextual information, we propose high-level semantic enhanced FCE module to build FCE space for each proposal. Table V compare our high-level semantic enhanced FCE module with the original FCE module. Our high-level semantic enhanced FCE module has a better performance. For example, Our semantic enhanced module has 1.95% improvements on *moderate* subset.

Integration of different modules Table VI shows the impact of integrating the proposed modules, including SPS and HSE, to the baseline RTS3D. Our proposed SPS3D has a large improvement by adding these two modules to the baseline. On the *moderate* subset, it provides an absolute gain of 2.57%. Further, we compare the qualitative results of our SPS3D and

TABLE VI
IMPACT OF INTEGRATING THE PROPOSED TWO MODULES TO THE
BASELINE ON KITTI VALIDATION SET.

Method		IoU > 0.7		
HSE	SPS	Easy	Moderate	Hard
✓	✓	63.65	44.50	37.48
		64.46	46.45	38.90
		65.14	46.86	39.02
✓	✓	65.26	47.07	39.62

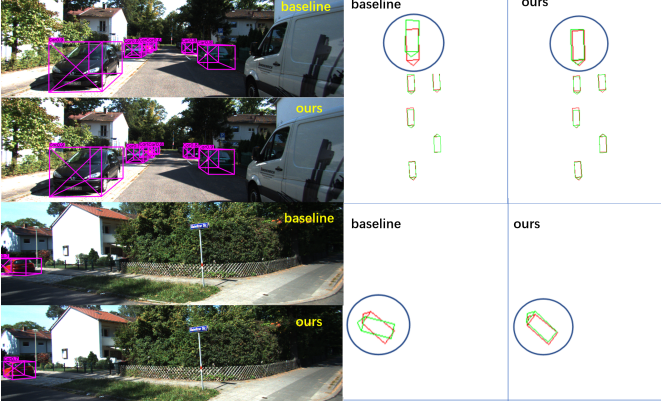


Fig. 7. Qualitative results of our SPS3D and the baseline. The left column shows 3D detection results on the left image, and the right column shows the detection results in bird's eye view. In bird's eye view, the red box represents GT, and the green box represents the detection result. Compared to the baseline, our SPS3D can provide more accurate detection.

the baseline in Fig. 7.

V. CONCLUSION

In this paper, we have proposed shape prior non-uniform sampling guided stereo 3D object detection. We argue that the outer region is more important for 3D detection. Inspired by this, we propose to perform the non-uniform sampling to generate the latent space and FCE space, where more sampling points are generated from the outer region. In addition, to suppress the noise and exploit more contextual information, we propose high-level semantic enhanced FCE module for consistency feature extraction. Experiments on the KITTI benchmark show that our proposed method achieves the state-of-art performance at real-time speed.

REFERENCES

- [1] Wentao Bao, Bin Xu, and Zhenzhong Chen. Monofenet: Monocular 3d object detection with feature enhancement networks. *IEEE Transactions on Image Processing*, 2019.
- [2] Jiale Cao, Hisham Cholakkal, Rao Muhammad Anwer, Fahad Shahbaz Khan, Yanwei Pang, and Ling Shao. D2det: Towards high quality object detection and instance segmentation. *Proc. IEEE Conf. Computer Vision and Pattern Recognition*, 2020.
- [3] Jiale Cao, Yanwei Pang, Jungong Han, and Xuelong Li. Hierarchical shot detector. *Proc. IEEE International Conference on Computer Vision*, 2019.
- [4] Florian Chabot, Mohamed Chaouch, Jaonary Rabarisoa, Celine Teuliere, and Thierry Chateau. Deep manta: A coarse-to-fine many-task network for joint 2d and 3d vehicle analysis from monocular image. *Proc. IEEE Conference on Computer Vision and Pattern Recognition*, 2017.

- [5] Hansheng Chen, Yuyao Huang, Wei Tian, Zhong Gao, and Lu Xiong. Monorun: Monocular 3d object detection by reconstruction and uncertainty propagation. *Proc. IEEE Conference on Computer Vision and Pattern Recognition*, 2021.
- [6] Xiaozhi Chen, Kaustav Kundu, and Y. Zhu. 3d object proposals for accurate object class detection. *Proc. International Conference on Neural Information Processing Systems*, MIT Press, 2015.
- [7] Xiaozhi Chen, Kaustav Kundu, and Y. Zhu. Triangulation learning network: From monocular to stereo 3d object detection. *Proc. International Conference on Neural Information Processing Systems*, MIT Press, 2019.
- [8] Yilun Chen, Shu Liu, Xiaoyong Shen, and Jiaya Jia. Fast point r-cnn. *Proc. IEEE International Conf. Computer Vision*, 2019.
- [9] Kaiwen Duan, Song Bai, Lingxi Xie, Honggang Qi, Qingming Huang, and Qi Tian. Centernet: Keypoint triplets for object detection. *Proc. IEEE International Conf. Computer Vision*, 2019.
- [10] Andreas Geiger, Philip Lenz, and Raquel Urtasun. Are we ready for autonomous driving? the kitti vision benchmark suite. *Proc. IEEE Conference on Computer Vision and Pattern Recognition*, 2012.
- [11] Ross Girshick, Jeff Donahue, Trevor Darrell, and Jitendra Malik. Rich feature hierarchies for accurate object detection and semantic segmentation. *Proc. IEEE Conf. Computer Vision and Pattern Recognition*, 2014.
- [12] Meng-Hao Guo, Jun-Xiong Cai, Zheng-Ning Liu, Tai-Jiang Mu, Ralph R. Martin, and Shi-Min Hu. Point transformer. *arXiv:2012.09688*, 2020.
- [13] Kaiming He, Xiangyu Zhang, Shaoqing Ren, and Jian Sun. Deep residual learning for image recognition. *Proc. IEEE International Conf. Computer Vision*, 2016.
- [14] Tong He and Stefano Soatto. Mono3D++: Monocular 3d vehicle detection with two-scale 3d hypotheses and task priors. *Proc. AAAI Conference on Artificial Intelligence*, 2019.
- [15] Alex Krizhevsky, Ilya Sutskever, and Geoffrey E. Hinton. Imagenet classification with deep convolutional neural networks. *Proc. International Conference on Neural Information Processing Systems*, MIT Press, 2012.
- [16] Hei Law and Jia Deng. Cornernet: Detecting objects as paired keypoints. *Proc. European Conf. Computer Vision*, 2018.
- [17] Peiliang Li, Xiaozhi Chen, and Shaojie Shen. Stereo r-cnn based 3d object detection for autonomous driving. *Proc. IEEE Conference on Computer Vision and Pattern Recognition*, 2019.
- [18] Peixuan Li, Shun Su, and Huaici Zhao. Rts3d: Real-time stereo 3d detection from 4d feature-consistency embedding space for autonomous driving. *Proc. AAAI Conference on Artificial Intelligence*, 2021.
- [19] Peixuan Li, Huaici Zhao, Pengfei Liu, and Feidao Cao. Rtm3d: Real-time monocular 3d detection from object keypoints for autonomous driving. *Proc. European Conference on Computer Vision*, 2020.
- [20] Yanghao Li, Yuntao Chen, Naiyan Wang, and Zhaoxiang Zhang. Scale-aware trident networks for object detection. *Proc. IEEE International Conf. Computer Vision*, 2019.
- [21] Tsung-Yi Lin, Piotr Dollár, Ross Girshick, Kaiming He, Bharath Hariharan, and Serge Belongie. Feature pyramid networks for object detection. *Proc. IEEE Conf. Computer Vision and Pattern Recognition*, 2017.
- [22] Tsung-Yi Lin, Priya Goyal, Ross Girshick, Kaiming He, and Piotr Dollár. Focal loss for dense object detection. *Proc. IEEE International Conf. Computer Vision*, 2017.
- [23] Songtao Liu, Di Huang, and Yunhong Wang. Receptive field block net for accurate and fast object detection. *Proc. IEEE Conf. Computer Vision and Pattern Recognition*, 2018.
- [24] Wei Liu, Dragomir Anguelov, Dumitru Erhan, Christian Szegedy, Scott Reed, Cheng-Yang Fu, and Alexander C. Berg. Ssd: Single shot multibox detector. *Proc. European Conf. Computer Vision*, 2016.
- [25] Yuxuan Liu, Lujia Wang, and Ming Liu. Yolostereo3d: A step back to 2d for efficient stereo 3d detection. *Proc. International Conference on Robotics and Automation*, 2021.
- [26] Shujie Luo, Hang Dai, Ling Shao, and Yong Ding. M3dssd: Monocular 3d single stage object detector. *Proc. IEEE Conference on Computer Vision and Pattern Recognition*, 2021.
- [27] A. Mousavian, D. Anguelov, J. Flynn, and J. Košecká. 3d bounding box estimation using deep learning and geometry. *Proc. IEEE Conference on Computer Vision and Pattern Recognition*, 2017.
- [28] Xuran Pan, Zhuofan Xia, Shiji Song, Li Erran Li, and Gao Huang. 3d object detection with pointformer. *arXiv:2012.11409*, 2020.
- [29] Peng Wanli Peng, Hao Pan, He Liu, and Yi Sun. IDA-3D: Instance-depth-aware 3d object detection from stereo vision for autonomous driving. *Proc. IEEE Conference on Computer Vision and Pattern Recognition*, 2020.
- [30] Alex D. Pon, Jason Ku, Chengyao Li, and Steven L. Waslander. Object-centric stereo matching for 3d object detection. *Proc. IEEE International Conference on Robotics and Automation*, 2020.
- [31] Charles R. Qi, Or Litany, Kaiming He, and Leonidas J. Guibas. Deep

- hough voting for 3d object detection in point clouds. *Proc. IEEE International Conf. Computer Vision*, 2019.
- [32] Charles R. Qi, Hao Su, Kaichun Mo, and Leonidas J. Guibas. Pointnet: Deep learning on point sets for 3d classification and segmentation. *Proc. IEEE Conference on Computer Vision and Pattern Recognition*, 2017.
- [33] Charles R. Qi, Li Yi, Hao Su, and Leonidas J. Guibas. Pointnet++: Deep hierarchical feature learning on point sets in a metric space. *Proc. International Conference on Neural Information Processing Systems*, 2017.
- [34] Cody Reading, Ali Harakeh, Julia Chae, and Steven L. Waslander. Categorical depth distribution network for monocular 3d object detection. *Proc. IEEE Conference on Computer Vision and Pattern Recognition*, 2021.
- [35] Joseph Redmon, Santosh Divvala, Ross Girshick, and Ali Farhadi. You only look once: Unified, real-time object detection. *Proc. IEEE Conf. Computer Vision and Pattern Recognition*, 2016.
- [36] Shaoqing Ren, Kaiming He, Ross Girshick, and Jian Sun. Faster r-cnn: Towards real-time object detection with region proposal networks. *Proc. International Conference on Neural Information Processing Systems*, MIT Press, 2015.
- [37] Shaoshuai Shi, Xiaogang Wang, and Hongsheng Li. Pointcnn: 3d object proposal generation and detection from point cloud. *Proc. IEEE Conference on Computer Vision and Pattern Recognition*, 2019.
- [38] Weijing Shi, Ragunathan, and Rajkumar. Point-gnn: Graph neural network for 3d object detection in a point cloud. *Proc. IEEE Conference on Computer Vision and Pattern Recognition*, 2020.
- [39] Karen Simonyan and Andrew Zisserman. Very deep convolutional networks for large-scale image recognition. *arXiv:1409.1556*, 2014.
- [40] Jiaming Sun, Linghao Chen, Yiming Xie, Siyu Zhang, Qinhong Jiang, Xiaowei Zhou, and Hujun Bao. Disp r-cnn: Stereo 3d object detection via shape prior guided instance disparity estimation. *Proc. IEEE Conference on Computer Vision and Pattern Recognition*, 2020.
- [41] Zhi Tian, Chunhua Shen, Hao Chen, and Tong He. Fcos: Fully convolutional one-stage object detection. *Proc. IEEE International Conf. Computer Vision*, 2019.
- [42] Ashish Vaswani, Noam Shazeer, Niki Parmar, Jakob Uszkoreit, Llion Jones, Aidan N Gomez, Lukasz Kaiser, and Illia Polosukhin. Attention is all you need. *Proc. Conference and Workshop on Neural Information Processing Systems*, 2017.
- [43] Yan Wang, Wei-Lun Chao, Divyansh Garg, Bharath Hariharan, Mark Campbell, and Kilian Q. Weinberger. Pseudo-lidar from visual depth estimation: Bridging the gap in 3d object detection for autonomous driving. *Proc. IEEE Conference on Computer Vision and Pattern Recognition*, 2019.
- [44] Qian Xie, Yu-Kun Lai, Jing Wu, Zhoutao Wang, Yiming Zhang, Kai Xu, and Jun Wang. Mlcvnet: Multi-level context votenet for 3d object detection. *Proc. IEEE Conference on Computer Vision and Pattern Recognition*, 2020.
- [45] Bin Xu and Zhenzhong Chen. Multi-level fusion based 3d object detection from monocular images. *Proc. International Conference on Neural Information Processing Systems*, MIT Press, 2015.
- [46] Zhenbo Xu, Wei Zhang, Xiaoqing Ye, Xiao Tan, Wei Yang, Shilei Wen, Errui Ding, Ajin Meng, and Liusheng Huang. Zoomnet: Part-aware adaptive zooming neural network for 3d object detection. *Proc. AAAI Conference on Artificial Intelligence*, 2020.
- [47] Chen Yan and Emre Salman. Mono3d: Open source cell library for monolithic 3-d integrated circuits. *IEEE Transactions on Circuits and Systems*, 2020.
- [48] Yurong You, Yan Wang, Wei-Lun Chao, Divyansh Garg, Geoff Pleiss, Bharath Hariharan, Mark Campbell, and Kilian Q. Weinberger. Pseudo-lidar++: Accurate depth for 3d object detection in autonomous driving. 2020. *Proc. International Conference on Learning Representations*, 2020.
- [49] Jesus Zarzar, Silvio Giancola, and Bernard Ghanem. PointRGCN: Graph convolution networks for 3d vehicles detection refinement. *arXiv:1911.12236*, 2019.
- [50] Shifeng Zhang, Cheng Chi, Yongqiang Yao, Zhen Lei, and Stan Z. Li. Bridging the gap between anchor-based and anchor-free detection via adaptive training sample selection. *Proc. IEEE Conference on Computer Vision and Pattern Recognition*, 2020.
- [51] Shifeng Zhang, Longyin Wen, Xiao Bian, Zhen Lei, and Stan Z. Li. Single-shot refinement neural network for object detection. *Proc. IEEE Conf. Computer Vision and Pattern Recognition*, 2018.
- [52] Hengshuang Zhao, Li Jiang, Jiaya Jia, Philip Torr, and Vladlen Koltun. Point transformer. *arXiv:2012.09164*, 2020.
- [53] Xingyi Zhou, Jiacheng Zhuo, and Philipp Krahenbuhl. Bottom-up object detection by grouping extreme and center points. *Proc. IEEE Conf. Computer Vision and Pattern Recognition*, 2019.
- [54] Chenchen Zhu, Yihui He, and Marios Savvides. Feature selective anchor-free module for single-shot object detection. *Proc. IEEE Conf. Computer Vision and Pattern Recognition*, 2019.
- [55] Mingtao Feng, Syed Zulqarnain Gilani, Yaonan Wang, Liang Zhang and Ajmal Mian. Relation Graph Network for 3D Object Detection in Point Clouds. *IEEE Transactions on Image Processing*, 2021.
- [56] Fen Fang, Liyuan Li, Hongyuan Zhu and Joo-Hwee Lim. Combining Facrster R-CNN and Model-Driven Clustering for Elongated Object Detection. *IEEE Transactions on Image Processing*, 2020.