

An Efficient Reduction of a Gammoid to a Partition Matroid*

Marilena Leichter¹, Benjamin Moseley², Kirk Pruhs³

¹ Department of Mathematics, Technical University of Munich, Germany

²Tepper School of Business, Carnegie Mellon University, USA

³ Computer Science Department, University of Pittsburgh, USA

Abstract

Our main contribution is a polynomial-time algorithm to reduce a k -colorable gammoid to a $(2k - 2)$ -colorable partition matroid. It is known that there are gammoids that can not be reduced to any $(2k - 3)$ -colorable partition matroid, so this result is tight. We then discuss how such a reduction can be used to obtain polynomial-time algorithms with better approximation ratios for various natural problems related to coloring and list coloring the intersection of matroids.

1 Introduction

Our main contribution is a polynomial-time algorithm to reduce a k -colorable gammoid to a $(2k - 2)$ -colorable partition matroid. Before elaborating on the statement of this result, we first give the necessary definitions, and the most relevant prior work. After stating the result we then explain some of the algorithmic ramifications.

1.1 Definitions

A set system is a pair $M = (S, \mathcal{I})$ where S is a universe of n elements and $\mathcal{I} \subseteq 2^S$ is a collection of subsets of S . Sets in \mathcal{I} are called **independent** and the rank r is the maximum cardinality of a set in \mathcal{I} . A partition C_1, C_2, \dots, C_k of S into independent sets is a k -coloring of M . The **coloring number** of M is the smallest k such that a k -coloring exists.

If each element $s \in S$ has an associated list A_s of allowable colors, then a list coloring is a coloring C_1, C_2, \dots, C_j such that if an $s \in S$ is in C_i then $i \in A_s$. The **list coloring number** of M is the smallest k that guarantees that if for $s \in S$ it is the case that if $|A_s| \geq k$ then a list coloring exists.

If $R \subseteq S$ then the restriction of M to R , denoted by $M \upharpoonright R$, is a set system where the universe is $S \cap R$ and where a set $I \subseteq S$ is independent if and only if $I \subseteq R$ and $I \in \mathcal{I}$.

A hereditary set system is a set system where if $A \subseteq B \subseteq S$ and $B \in \mathcal{I}$ then $A \in \mathcal{I}$. A matroid is an hereditary set system with the additional properties that $\emptyset \in \mathcal{I}$ and if $A \in \mathcal{I}$,

***Funding** *Marilena Leichter*: Supported in part by the Alexander von Humboldt Foundation with funds from the German Federal Ministry of Education and Research (BMBF) and by the Deutsche Forschungsgemeinschaft (DFG), GRK 2201.

Benjamin Moseley: Supported in part by a Google Research Award, an Infor Research Award, a Carnegie Bosch Junior Faculty Chair and NSF grants CCF-1824303, CCF-1845146, CCF-1733873 and CMMI-1938909. *Kirk Pruhs*: Supported in part by NSF grants CCF-1535755, CCF-1907673, CCF-2036077 and an IBM Faculty Award.

Email addresses: marilena.leichter@tum.de (Marilena Leichter), moseleyb@andrew.cmu.edu (Benjamin Moseley), kirk@cs.pitt.edu (Kirk Pruhs)

$B \in \mathcal{I}$, and $|A| < |B|$ then there exists an $s \in B \setminus A$ such that $A \cup \{s\} \in \mathcal{I}$. The intersection of matroids $(S, \mathcal{I}_1), \dots, (S, \mathcal{I}_\ell)$ on common universe is a hereditary set system with universe S where a set $I \subseteq S$ is independent if and only if for all $i \in [1, \ell]$ it is the case that $I \in \mathcal{I}_i$.

A **gammoid** is a matroid that has a graphical representation $(D = (V, E), S, Z)$, where $D = (V, E)$ is a directed graph, $S \subseteq V$ is a collection of source vertices and $Z \subseteq V$ is a collection of sink vertices. In the gammoid that is represented by D a set $I \subseteq S$ is in \mathcal{I} if and only if there exists $|I|$ vertex-disjoint paths from the vertices in I to some subcollection of vertices in Z . A **partition matroid** is a type of matroid that can be represented by a partition \mathcal{X} of S . In the partition matroid that is represented by the partition \mathcal{X} a set $Y \subseteq S$ is in \mathcal{I} if and only if $|Y \cap X| \leq 1$ for all $X \in \mathcal{X}$. *

A matroid N is a reduction (also called weak map) of a matroid M , with the same universe, if and only if every independent set in N is also an independent set in M . If N is a partition matroid, then we say that there exists a **partition reduction** from M to N . [5] defined the following decomposability concept, which generalizes partition reduction.

Definition 1.1. A matroid $M = (S, \mathcal{I})$ is (b, c) -**decomposable** if S can be partitioned into sets X_1, X_2, \dots, X_ℓ such that:

- For all $i \in [\ell]$, it is the case that $|X_i| \leq c \cdot k$, where k is the coloring number of M .
- For a set $Y = \{v_1, \dots, v_\ell\}$, consisting of one representative element v_i from each X_i , the matroid $M \upharpoonright Y$ is b colorable.

If $b = 1$ then X_1, X_2, \dots, X_ℓ represents a partition matroid. Thus $(1, c)$ -decomposability means there exists a partition reduction where the coloring number increases by at most a factor of c .

1.2 Prior Work

There are two prior, independent, papers in the literature that are directly relevant to our results. [3] showed that any gammoid M admits a $(1, (2 - \frac{2}{k}))$ -decomposition. This proof is constructive, and can be converted into an algorithm. The resulting algorithm is essentially a local search algorithm that selects a neighboring solution in the dual matroid in such a way that an auxiliary potential function always decreases. But there seems to be little hope of getting a better than exponential bound on the time, at least using techniques from [3] as the potential can be exponentially large. Further [3] shows that no better bound is achievable.

[5] gave a polynomial-time algorithm to construct a $(18, 1)$ -decomposition of a gammoid. The reduction was shown by leveraging prior work on unsplitable flows [6]. Both paper [3, 5] also observed that partition reductions are relatively easily obtainable for other common types of combinatorial matroids. In particular transversal matroids are $(1, 1)$ -decomposable [3, 5], graphic matroids are $(1, 2)$ -decomposable [3, 5] and paving matroids are $(1, \lceil \frac{r}{r-1} \rceil)$ -decomposable if they are of rank r [3].

The main algorithmic result from [5] is:

*Technically one can generalize this to let there be a separate upper bound for each X_i on the number of elements Y can obtain from X_i , but in this paper we only consider partition matroids where the bound is one.

Theorem 1.2. [5] Consider matroids M_1, M_2, \dots, M_ℓ defined over a common universe, where matroid M_i has coloring number k_i . There is a polynomial-time algorithm that, given a (b_i, c_i) -decomposition of each matroid M_i , computes a coloring of the intersection of M_1, M_2, \dots, M_ℓ using at most $\left(\prod_{i \in [k]} b_i\right) \cdot \left(\sum_{i \in [k]} c_i\right) k^*$ colors, where $k^* = \max_{i \in [l]} k_i$.

Combining Theorem 1.2 with the decompositions in [3, 5] one obtains $O(1)$ -approximation algorithms for problems that can be expressed as coloring problems on the intersection of $O(1)$ common combinatorial matroids. Several natural examples of such problems are given in [5]. [1] showed that for two matroids M_1 and M_2 over a common universe with coloring numbers k_1 and k_2 , the coloring number k of $M_1 \cap M_2$ is at most $2 \max(k_1, k_2)$. The proof in [1] uses topological arguments that do not directly give an algorithm for finding the coloring. The list coloring number of a single matroid equals its coloring number [9]. For the intersection of two matroids [3] observed that a list coloring could be efficiently computed by partitioning and reducing each of the matroids. A consequence of the results in [3] is a constructive proof that the list coloring number of $M_1 \cap M_2$ is at most $2 \max(k_1, k_2)$ if M_1 and M_2 are each one of the standard combinatorial matroids. Further a consequence of the results in [5] is an efficient algorithm to compute such a list coloring if M_1 and M_2 are each one of the standard combinatorial matroids besides a gammoid.

For hereditary set systems the coloring number is equal to the set cover number. Set cover has been studied extensively in the field of approximation algorithms. The greedy algorithm has an approximation ratio of $H_n \approx \ln n$ and this is essentially optimal assuming $P \neq NP$ [10, 11].

1.3 Our Main Result and Its Algorithmic Applications

We are now ready to state our main result:

Theorem 1.3. A partition reduction from a k -colorable gammoid to a $(2k - 2)$ -colorable partition matroid can be computed in polynomial time given a directed graph D that represents M as input.

Recall that [3] showed that the $(2k - 2)$ bound is tight.

Combining our main result, Theorem 1.3, with Theorem 1.2 from [5] we obtain significantly better approximation guarantees for matroid intersection coloring problems in which one of the matroids is a gammoid. One example is given by the following problem. Initially assume that the input consists of a directed graph D with a designated file server location (a sink) and a collection of clients requesting files from the server at various locations in the networks (the sources). The goal is to as quickly as possible get every client the file that they want from the server, where in each time step one can service any collection of clients for which there exist disjoint paths to the server. This is a matroid coloring problem that can be solved exactly in polynomial-time [4]. Now assume that additionally the input identifies the company to which each client is employed by, and for each company there is a Service Level Agreement (SLA) that upper bounds on how many clients from that company can be serviced in one time unit. Now, the problem becomes a matroid intersection coloring problem, where the intersecting matroids are a gammoid and a partition matroid. Using the $(18, 1)$ -decomposition of a gammoid and Theorem 1.2 from [5] one obtains a polynomial-time 36-approximation algorithm. However, combining the $(2k - 2)$ -partition reduction of

a gammoid from Theorem 1.3 with Theorem 1.2 from [5] we now obtain a polynomial-time 3-approximation algorithm.[†]

Another algorithmic consequence is an efficient algorithm to list coloring the intersection $M_1 \cap M_2$ of a k_1 -colorable matroid M_1 and a k_2 -colorable matroid M_2 if the list of allowable colors for each element has cardinality at least $2 \max(k_1, k_2)$, and each of the matroids is either a graphic matroid, paving matroid, transversal matroid, or gammoid. Casting this into the context our running file server example implies that additionally each client has a list of allowable times when the file transfer may be scheduled. Our partition reduction of a gammoid then yields an efficient algorithm to find a feasible schedule as long as the cardinality of allowable times for each client is at least $2 \max(k_1, k_2)$, where k_1 is time required if the network had infinite capacity (so only the SLA constraints come into play), and k_2 is the time required if the SLA allowed infinitely many file transfers (so only the network capacity constraints come into play).

Set cover is a canonical algorithmic problem. So there is considerable interest in discovering examples of natural special types of set cover instances where $o(\log n)$ approximation is possible. For example, several geometrically based types of instances are known, for example covering points in the plane using a discs [7], where a polynomial time approximation scheme is known. Our results provide another example of such a natural special case, namely when the sets come from the intersection of a small number of standard combinatorial matroids.

Theorem 1.3 and its proof reveal structural properties of gammoids that would seem likely to be of use to address future research on gammoids.

1.4 Overview of Techniques

Given a graphic representation of a gammoid, an optimal coloring can be computed in polynomial-time [4]. By superimposing the source-sink paths for the various color classes one can obtain a flow f from the sources to the sinks that moves at most k units of flow over any vertex. Using standard cycle-canceling techniques [2] one can then convert f to what we call an acyclic flow. A flow f is acyclic if for every undirected cycle C in D at least one edge in C either has flow k or has no flow. Thus by deleting edges that support no flow in f , as they are unnecessary, we are left with a forest \mathcal{T} of edges that have flow in the range $[1, k - 1]$ and a collection of disjoint paths, which we call highways, that have flow k . See Figure 1.

Now each part X in the computed partition \mathcal{X} will be entirely contained in one tree $T \in \mathcal{T}$, and the parts X in a tree $T \in \mathcal{T}$ are computed independently of other trees in \mathcal{T} . There can be four types of vertices in T : (1) sources s that have outflow 1, (2) source portals \tilde{s} , which are vertices that have a highway directed into them, and which have outflow k in T , (3) sink portals \tilde{z} , which are vertices that have a highway directed out of them, and which have inflow k in T , and (4) normal vertices. Again see Figure 1.

We give a recursive partitioning algorithm for forming the parts X in a tree $T \in \mathcal{T}$. On each recursive step our algorithm first identifies a single part X of at most $2k - 2$ sources and an associated sink portal that are in some sense near each other on the edge of T . The algorithm then removes these sources and sink portal from T , and reconnects disconnected sources back into appropriate places in T . The algorithm then recurses on this new tree T .

[†]This is because Theorem 1.2 is a $(1, 2)$ -decomposition of a gammoid and a partition matroid is in itself a $(1, 1)$ -decomposition, so Theorem [5] states the approximation is 3.

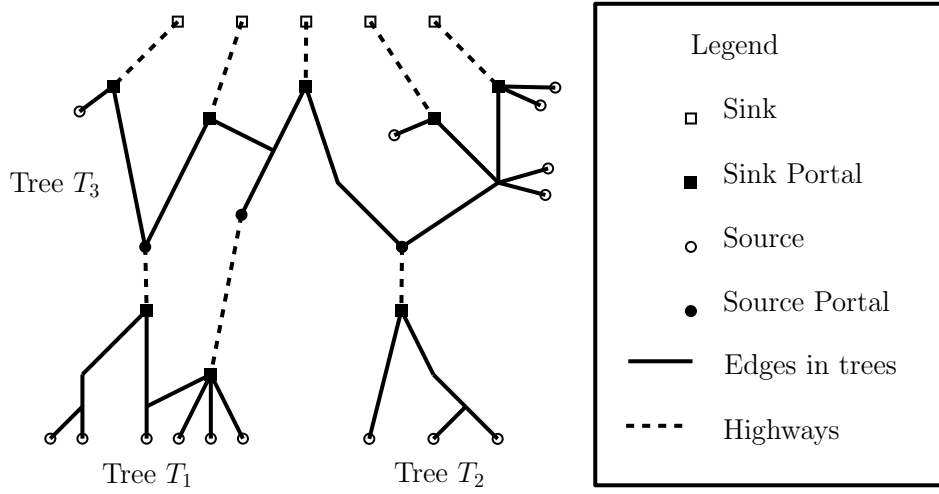


Figure 1: Example of trees created. Here $k = 3$. Source portals are matched to sink portals along a path not in the trees. All sink portals will have k units of flow entering them and source portals have k units leaving.

Most of the proof that our partitioning algorithm produces a $(1, 2 - \frac{2}{k})$ -decomposition focuses on routing individual trees in \mathcal{T} . So let Y be a collection of sources such that for all $X \in \mathcal{X}$ $|Y \cap X| \leq 1$.

The first key part is proving that as the partitioning algorithm recurses on a tree T , it is always possible to route both the flow coming into T , and the flow emanating within T , out of T , without routing more than k units of flow through any vertex in T . Note that as the algorithm recurses the tree T loses a sink portal (which reduces the capacity of the flow that can leave T by k) and loses up to $2k - 2$ sources (which means there is less flow emanating in T that has to be routed out).

The second key part is to prove that there is a vertex-disjoint routing from the source portals in T and the sources in $T \cap Y$ to the sink portals in T . To accomplish we trace our partitioning algorithm's recursion backwards. So in each step a new collection X of sources and a sink portal is added back into T . We then prove by induction that no matter how the previously considered sources in Y were routed, there is always a feasible way to route the chosen source in $Y \cap X$ to a sink portal in T . Then we finish by observing that unioning the routings constructed within the trees with the highways gives a feasible routing for Y .

2 Preliminaries

This section introduces notation and other necessary definitions. Let $D = (V, E)$ be a directed graph that represents a gammoid. Let $S \subseteq V$ be a set of sources, and $Z \subseteq V$ be the collection of sinks. We may assume without loss of generality that:

- Each vertex $v \in V$ has either out-degree 1 or in-degree 1.
- Each source $s \in S$ has in-degree 0 and out-degree 1.
- Each sink $z \in Z$ has in-degree 1 and out-degree 0 and $|Z| = r$.

- If uv is an edge in E then vu is not an edge in E .

We assume without loss of generality that all color classes have full rank, that is $|S| = rk$. This can be assumed by adding dummy sources to S .

Definition 2.1. • A **feasible flow** in a digraph D from a collection $S' \subset S$ is a collection of paths $\{p^s \mid s \in S'\}$ such that (1) p^s is a simple path from s to some sink, and (2) no vertex or edge in D has more than k such paths passing through it.

- A **feasible routing** in a digraph D from a collection $S' \subset S$ is a collection of paths $\{p^s \mid s \in S'\}$ such that (1) p^s is a simple path from s to some sink, and (2) no vertex or edge in D has more than one such path passing through it.

3 The Partition Reduction Algorithm

This section gives the Partition Reduction Algorithm. First, we define a corresponding flow graph. Using a Cycle-Canceling Algorithm, we decompose the flow graph into a collection of trees. Then we algorithmically create the partitions from the local structure in these trees. The analysis of the algorithm is deferred to the next section.

3.1 Defining the Flow Graph

Given the digraph D we can compute a minimum k such that M is k -colorable in polynomial time using a polynomial-time algorithm for matroid intersection [8]. Further we can compute the collection of resulting color classes $\mathcal{C} = \{C_1, C_2, \dots, C_k\}$. So \mathcal{C} is a partition of the sources S , and for each $C_i \in \mathcal{C}$ there exist r vertex-disjoint paths p_i^1, \dots, p_i^r in the digraph D from the r sources C_i to Z . We create an f where the flow $f(u, v)$ on each edge (u, v) is initialized to the number of paths p_i^j that traverse (u, v) , that is

$$f(u, v) = \sum_{i=1}^k \sum_{j=1}^r \mathbb{1}_{(u,v) \in p_i^j}$$

A flow f is acyclic if for every undirected cycle C in D at least one edge in C either has flow k or has no flow in f . An arbitrary flow can be converted acyclic by finding cycles in a residual network D^r . This is standard [2], but for completeness we define it here.

For every directed edge (u, v) with $f(u, v) < k$ there exists a forward directed edge (u, v) in D^r with capacity $c_r(u, v) := k - f(u, v)$. For every directed edge (u, v) with $f(u, v) > 0$ there exists a backward directed edge (v, u) in D^r with capacity $c_r(v, u) := f(u, v)$. An augmenting cycle in D^r is a simple directed cycle with strictly more than two edges.

Cycle-Canceling Algorithm. While there exists an augmenting cycle C do the following:

- Let $c := \min_{(u,v) \in C} c_r(u, v)$ be the minimum capacity of an edge in C .
- For each forward edge $(u, v) \in C$, increase $f(u, v)$ by c .
- For each backward edge $(u, v) \in C$, decrease $f(u, v)$ by c .

As every iteration increases the number of edges that have flow k in f or that have no flow in f by 1, the Cycle-Canceling Algorithm terminates after at most $|E|$ iterations. The following observations are straight-forward.

Observation 3.1. *The following properties hold when the Cycle-Canceling Algorithm terminates:*

- f is a feasible flow of kr units of flow from all the sources.
- Every undirected cycle C in D contains at least one edge with flow k in f or one edge with no flow in f .
- The collection of edges in D that has flow strictly between 0 and k in f forms a forest.
- The collection of edges in D with flow k in f are a disjoint union of directed paths, which we will call **highways**.

3.2 Properties of the Acyclic Flows

We now give several definitions and straightforward observations about our acyclic flow f that will be useful in our algorithm design and analysis.

Definition 3.2.

- A vertex v is a source portal if its in-degree in D is 1, and it has k units of flow passing through it in f .
- A vertex v is a sink portal if its out-degree in D is 1, and it has k units of flow passing through it in f .
- Let \mathcal{T} be the forest consisting of edges in D that have flow in f strictly between 0 and k .
- For a tree $T \in \mathcal{T}$ and a vertex $v \in T$ define T_v to be the forest that results from deleting the vertex v from T .

Observation 3.3. *Each sink $z \in Z$ is in a tree $T \in \mathcal{T}$ that consists solely of z .*

Proof. By assumption, the sink z has in-degree 1 in D and all color classes \mathcal{C} have full rank. Hence, k units of flow are entering z through a unique edge. \square

As our partition reduction algorithm partitions each tree $T \in \mathcal{T}$ independently, it will be notationally more convenient to fix an arbitrary tree $T \in \mathcal{T}$, and make some definitions relative to this fixed T , and make some observations that must hold for any such T . To a large extent these observations are intended to show that the Figure 2 is accurate.

Definition 3.4.

- Let \tilde{S} be the collection of source portals in tree T .
- Let \tilde{Z} be the collection of sink portals in tree T .
- A normal vertex is a vertex that is none of a source, a sink, a source portal, nor a sink portal.

Definition 3.5.

- A **feasible flow** in T from a collection $S' \subset S$ is a collection of paths, one path p^s for each $s \in S'$ and k paths $p_1^{\tilde{s}}, \dots, p_k^{\tilde{s}}$ for each source portal $\tilde{s} \in \tilde{S}$ such that (1) p^s is a simple path from s to some sink portal, (2) each $p_i^{\tilde{s}}$ is a simple path from \tilde{s} to a sink portal, and (3) no vertex or edge in T has more than k such paths passing through it.
- A **feasible routing** in T from a collection $S' \subset S$ is a collection of paths, one path p^s for each $s \in S'$ and one path $p^{\tilde{s}}$ for each source portal $\tilde{s} \in \tilde{S}$ such that (1) p^s is a simple path from s to some sink portal, (2) $p^{\tilde{s}}$ is a simple path from \tilde{s} to a sink portal, and (3) no vertex or edge in T has more than one such paths passing through it.

This following observation holds for trees in \mathcal{T} initially and gives intuition for the structure of \mathcal{T} . We remark that this observation may not hold throughout the execution of our algorithm for all trees.

Observation 3.6. *The number of sources in T is an integer multiple of k .*

Proof. This follows from the fact that each source portal $\tilde{s} \in T$ has exactly k units of flow coming into T via \tilde{s} in the flow f and each sink portal $\tilde{z} \in T$ has exactly k units of flow leaving T via \tilde{z} in f . \square

Definition 3.7.

- For two vertices $u, v \in T$, let $P(u, v)$ be the unique undirected path from u to v in T .
- The **backbone** B of T is the subgraph of T consisting of the union of all paths in between pairs of sink portals in T , that is $B = \bigcup_{\tilde{y} \in \tilde{Z}} \bigcup_{\tilde{z} \in \tilde{Z}} P(\tilde{y}, \tilde{z})$.
- For the backbone B , let B_v be the induced forest that results from deleting v from B .
- A vertex v in a backbone B is a **branching vertex** if either:
 - v is not a sink portal and the forest B_v contains at least two trees that each contain exactly one sink portal, or
 - v is a sink portal and the forest B_v contains at least one tree that contains exactly one sink portal.
- Let \mathcal{H} be the forest that results from deleting the edges in B from the tree T .
- For two vertices $u, v \in B$, let $S(P(u, v))$ be the sources $s \in S$ such that there exists a tree $H \in \mathcal{H}$ such that $s \in H$ and such that H contains a vertex $w \in P(u, v)$. Intuitively these are the sources in trees in \mathcal{H} hanging off vertices of the path $P(u, v)$.
- Let $S(v)$ denote $S(P(v, v))$.

Observation 3.8. *If $\tilde{s} \in \tilde{S}$ is a source portal in T then \tilde{s} is in the backbone B and $\deg_B^+(\tilde{s}) \geq 2$, that is \tilde{s} has out-degree at least 2 in B .*

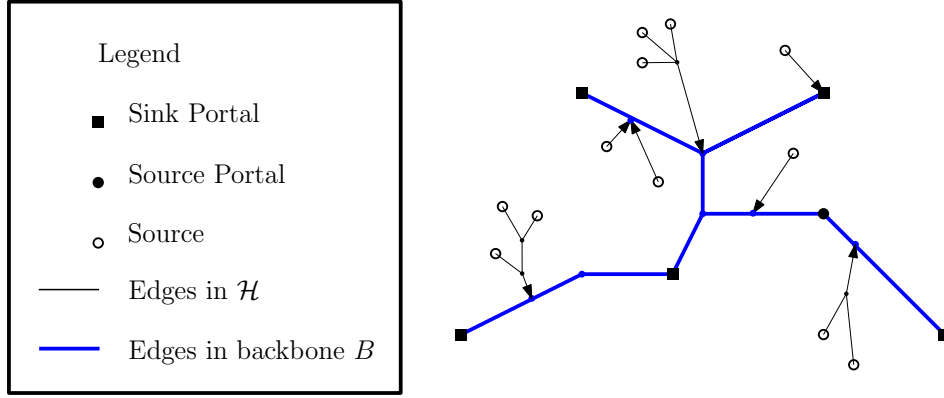


Figure 2: Backbone of a tree.

Proof. By definition \tilde{s} has a unique incoming edge, which is saturated in f , at least one outgoing edge in T that is not saturated in f . Hence, $\deg_B^+(\tilde{s}) \geq 2$. By flow conservation, there has to be at least two directed paths from \tilde{s} to two different sink portals in T . This implies that \tilde{s} is in the backbone B . \square

Observation 3.9. *If B contains at least two sink portals, then B contains a branching vertex v .*

Proof. Consider an arbitrary vertex $v \in B$. If v is not a branching vertex, then there must be a subtree $T' \in B_v$ that contains two sink portals. One can then recurse on T' to find a branching vertex. \square

Observation 3.10. *If $s \in S$ is a source in T then s is not in the backbone B .*

Proof. As s has out-degree 1 in D , it can not be on any path between sink portals in T . \square

Observation 3.11. *For each tree $H \in \mathcal{H}$ it must be the case that all edges in H are directed towards the unique vertex w in H that is also in B .*

Proof. This follows from the fact that $H \setminus \{w\}$ can not contain a sink portal. \square

Observation 3.12. *Assume that T has at least two sink portals. Let v be a branching vertex. Let T' be a tree in the forest B_v that contains exactly one sink portal \tilde{z} . Then the following must hold:*

- $T' = P(v, \tilde{z}) \setminus \{v\}$.
- If T' contains a source portal \tilde{s} , then $\deg_B^+(\tilde{s}) = 2$.
- The path T' contains at most one vertex y such that $\deg_B^+(y) = 2$.

Proof. The first statement follows from the definition of B and the fact that T' only contains one sink portal. The second statement follows since every vertex on a path other than its endpoints has degree two. For the last statement assume to reach a contradiction that there were two such y 's, y_1 and y_2 with y_1 being closer to v in B . Then the flow leaving y_1 toward \tilde{z} could not be feasibly routed through y_2 . \square

3.3 Description of the Partition Reduction Algorithm

Given the collection of trees \mathcal{T} , our Partition Reduction Algorithm returns a partition \mathcal{X} of the sources in S . The algorithm iterates through the trees T in \mathcal{T} and partitions the sources in T based on their locality in T . So let us consider a particular tree $T \in \mathcal{T}$.

The algorithm performs the first listed case below that applies, with the base cases being checked before the other cases. In the non-base cases the tree T will be modified, and the algorithm called tail-recursively on the modified tree. We will show after the algorithm description that the algorithm maintains the invariant that there is a feasible flow on the tree T throughout the recursion.

Base Case A: If T contains no sources then the recursion terminates, and the algorithm moves to the next tree in \mathcal{T} .

Base Case B: Otherwise if T contains at most $2k - 2$ sources and no source portal then these sources are added as a part X in \mathcal{X} . The recursion terminates, and the algorithm then moves to the next tree in \mathcal{T} .

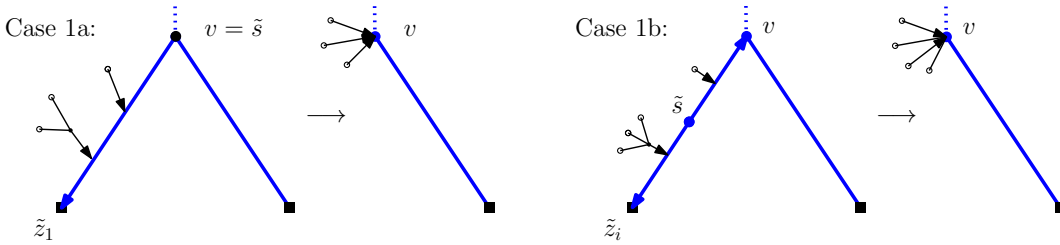
We perform the following recursively on T if neither base case holds. Let v be an arbitrary branching vertex in B . We will show this must exist in Observation 4.1.

Let \tilde{z}_1 be a sink portal in some tree T_1 in T_v that only contains one sink portal. If v is not a sink portal, let \tilde{z}_2 be a sink portal in some tree T_2 , where $T_1 \neq T_2$, in T_v that only contains one sink portal. If v is a sink portal let $\tilde{z}_2 = v$.

The algorithm's cases are broken up as follows. Case 1 is executed when there is a source portal at v or in T_1 or in T_2 . Case 2 is executed when there is a vertex of out-degree 2 in T_1 or T_2 and there is no source portal. Case 3 is everything else.

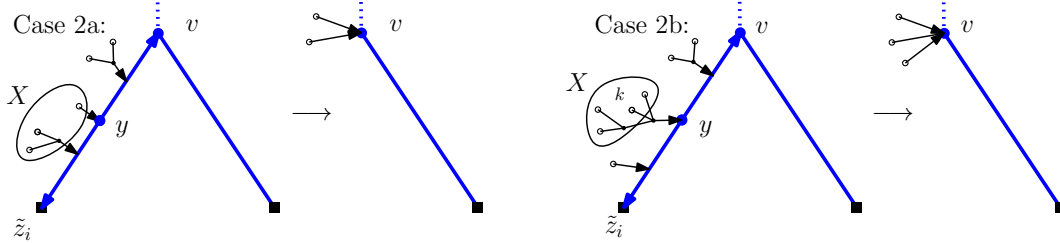
Recursive Case 1a: The vertex v is a source portal. In this case T is modified as follows: (1) for each source $s \in T_1$ a directed edge (s, v) is added to T , (2) v is converted into a normal vertex, and (3) all the nonsources in T_1 are deleted from T . The algorithm then recurses on this new T .

Recursive Case 1b: In this case for some $i \in \{1, 2\}$ the path $P(v, \tilde{z}_i) \setminus \{v\}$ contains a source portal. In this case T is modified as follows: (1) for each source $s \in T_i$ a directed edge (s, v) is added to T , and (2) all the nonsources in T_i are deleted from T . The algorithm then recurses on this new T .

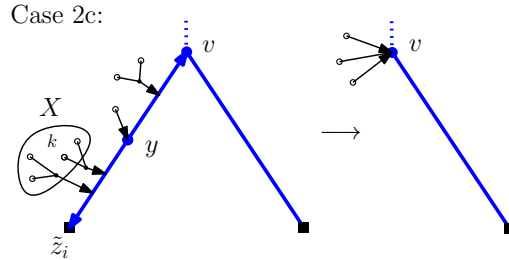


Recursive Case 2a: In this case for some $i \in \{1, 2\}$, the path $P(v, \tilde{z}_i) \setminus \{v\}$ contains a vertex y with $\deg_B^+(y) = 2$ and $|S(P(y, \tilde{z}_i))| \leq 2k - 2$. Add the sources in $S(P(y, \tilde{z}_i))$ as a part X to \mathcal{X} . The tree T is then modified as follows: (1) for each source $s \in T_i - X$ a directed edge (s, v) is added to T , and (2) the sources in X and all the nonsources in T_i are deleted from T . The algorithm then recurses on this new T .

Recursive Case 2b: In this case for some $i \in \{1, 2\}$, the path $P(v, \tilde{z}_i) \setminus \{v\}$ contains a vertex y with $\deg_B^+(y) = 2$ and $|S(y)| = k$. In this case the algorithm adds the k sources in $S(y)$ as a part X to \mathcal{X} . The tree T is then modified as follows: (1) for each source $s \in T_i - X$ a directed edge (s, v) is added to T , and (2) the sources in X and all the nonsources in T_i are deleted from T . The algorithm then recurses on this new T .

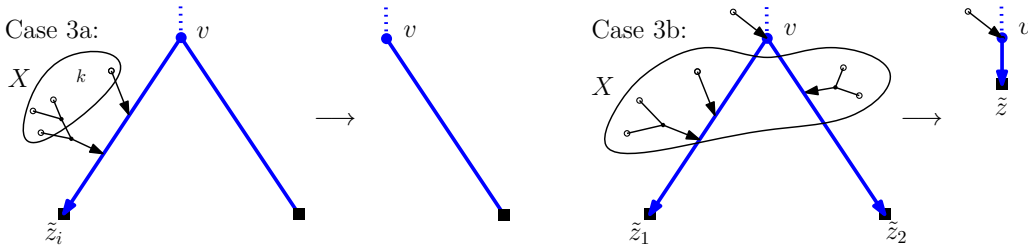


Recursive Case 2c: In this case for some $i \in \{1, 2\}$, the path $P(v, \tilde{z}_i) \setminus \{v\}$ contains a vertex y with $\deg_B^+(y) = 2$ and $|S(P(y, \tilde{z}_i) \setminus \{y\})| = k$. In this case the algorithm adds the k sources in $S(P(y, \tilde{z}_i) \setminus \{y\})$ as a part X to \mathcal{X} . The tree T is then modified as follows: (1) for each source $s \in T_i - X$ a directed edge (s, v) is added to T , and (2) the sources in X and all the nonsources in T_i are deleted from T . The algorithm then recurses on this new T .



Recursive Case 3a: In this case for some $i \in \{1, 2\}$ T_i contains exactly k sources. Add the sources in T_i as a part X to \mathcal{X} . The tree T is modified by deleting T_i . The algorithm then recurses on this new T .

Recursive Case 3b: The set of sources in $T_1 \cup T_2$ are added as a part X in \mathcal{X} . The tree T is modified by deleting the vertices in T_1 and T_2 . Add a new sink portal \tilde{z} together with a directed edge (v, \tilde{z}) to T . The algorithm then recurses on this new T .



4 Analysis of the Partition Reduction Algorithm

Our goal is to show that the partition matroid, represented by the partition constructed from the trees, indeed corresponds to a feasible partition reduction from the gammoid. The analysis has the following key components.

- Every tree T has a corresponding feasible flow throughout the algorithm.
- Every part X of the partition has size at most $2k - 2$ and all sources are in some part.
- Any collection of sources Y such that $|Y \cap X| \leq 1$ for all $X \in \mathcal{X}$ is in \mathcal{I} and, therefore, can each route a unit of flow to the sink in D .

4.1 The Trees Always Have a Feasible Flow

This section's goal is to show that each tree has a feasible flow as defined in Definition 3.4 throughout the execution of the algorithm. We will later use this to prove that our partition indeed represents a partition matroid that corresponds to a feasible partition reduction in the following section.

We begin by showing various invariants hold for each tree when a feasible flow exists. In particular, this will show that a branching vertex exists if any of the recursive cases are executed. Moreover, arriving at Cases (3a) and (3b) ensure the existence of T_1 and T_2 . All together this with the fact that each tree has a feasible flow will establish that the algorithm always has a case to execute if \mathcal{T} is non-empty.

This observation shows a branching vertex exists if neither base case holds.

Observation 4.1. *Fix a tree $T \in \mathcal{T}$ during the execution of the algorithm and say T supports a feasible flow as defined in Definition 3.4. If neither of the base cases apply then T contains at least two sink portals. Moreover a branching vertex must exist in T in this case.*

Proof. This observation holds because T must contain either more than $2k - 2$ sources or a source portal along with at least one source. In either case, we require two sink portals to support the strictly more than k units of flow from these sources and source portal. A branching vertex must then exist by Observation 3.9. \square

Observation 4.2. *Fix a tree $T \in \mathcal{T}$ during execution of the algorithm and say T supports a feasible flow as defined in Definition 3.4. Say that T has a branching vertex v with a tree T_i containing exactly one sink \tilde{z}_i . Moreover say that there is no vertex with out-degree 2 in $P(v, \tilde{z}_i)$. It is the case that $P(v, \tilde{z}_i)$ is a directed path from v to \tilde{z}_i .*

Proof. No vertex with out-degree 2 is in $P(v, \tilde{z}_i)$. Thus, $P(v, \tilde{z}_i)$ is either a path from v to \tilde{z}_i or from \tilde{z}_i to v . Sink portals always have out-degree 0 in T , so the observation follows. We note that, sink portals have out-degree 0 in T initially and are never given outgoing edges by the algorithm. \square

The next observation shows that a branching vertex is not a sink portal when Cases (3a) or (3b) are executed.

Observation 4.3. Fix a tree $T \in \mathcal{T}$ during execution of the algorithm and say T supports a feasible flow as defined in Definition 3.4. Say that T has a branching vertex v and a corresponding tree T_i with exactly one sink \tilde{z}_i . If $P(v, \tilde{z}_i) \setminus \{v\}$ does not contain a vertex of out-degree 2 in B , then v is not a sink portal.

Proof. Observation 4.2 implies that $P(v, \tilde{z}_i)$ is a directed path from v to \tilde{z}_i . Sink portals always have out-degree 0 in T , so the observation follows. We note that, sink portals have out-degree 0 in T initially and are never given outgoing edges by the algorithm. \square

The previous observations guarantee the algorithm always has a case to execute if a feasible flow exists in all trees. The next lemma guarantees the existence of a feasible flow.

Lemma 4.4. Fix any tree T during the execution of the algorithm. There must be a feasible flow in T as described in Definition 3.4.

Proof. The statement trivially holds at the beginning of the algorithm. In particular, each edge of D supports at most k units of flow. Initially, every node in each tree T has out-degree or in-degree 1 ensuring that no vertex supports more than k units of flow. We remark that during the execution of the algorithm it can be the case that there are vertices with both out- and in-degree more than one in some trees.

We inductively show that it holds after a single iteration. Let T^b be the tree at the beginning of the iteration and T^e the tree at the end. Let f^b be the initial flow on T^b that is feasible and we will use this to construct a flow f^e on T^e . We break the proof into the case that gets executed.

Consider Recursive Case (1a). Let S' be the set of sources from the tree T_1 which have newly created edges into v . There must be at least $|S'|$ units of flow in f^b departing v that (1) do not enter T_1 and (2) originate from sources in T_1 or the source portal v . This is because T_1 has one sink \tilde{z}_1 that can support at most k units of flow. Let $F = \{f_1, f_2, \dots\}$ denote these units of flow from v to sinks. Set f^e to include all flow paths in f^b except those in F . Note these paths never enter the deleted nodes or edges. Next observe that the sink \tilde{z}_1 is removed and v is no longer a source portal. Thus, we simply need to find a way to send flow for the sources in S' . These nodes each route one unit of flow to their new edge directly to v and then choose a unique flow path in F and add these paths to f^e . Notice that no vertex or edge capacity is violated by definition of f^b and F .

Consider Recursive Cases (1b), (2b) and (2c). Again, let S' be the set of sources which have newly created edges into v . Let T_i be the tree that initially contained the sources. In this case there must be exactly $|S'|$ units of flow in f^b entering v from nodes in T_i . This is because in Case (1b) T_i contains one source portal, one sink portal and there are $|S'|$ sources in T_i . In Case (2b), T_i contains one sink portal, $|S(y)| = k$ and there are $|S'|$ other sources in T_i . In Case (2c), T_i contains one sink portal, $|S(P(y, \tilde{z}_i) \setminus \{y\})| = k$ and there are $|S'|$ other sources in T_i . Where this flow goes in f^b will exactly correspond to where the flow in f^e goes for the sources that now connect to v . That is, f^e has the same flow on every edge as f^b for the edges shared by T^b and T^e . Additionally, there is one unit of flow from each of the $|S'|$ sources on the new edge that connects to v .

Consider Recursive Case (2a). In this case the node y has out-degree two and the sources $S(P(v, y) \setminus \{v, y\})$ have a new direct edge into v . Notice that any node in $S(P(v, y) \setminus \{v, y\})$ cannot reach \tilde{z}_i (since they can't route through y to \tilde{z}_i). Thus, these sources route to a sink

through v . In this case, f^e is the same as f^b except these sources now directly send their flow to v and then follow their remaining path to a sink as in f^b .

Consider Recursive Case (3a). Let T_i be the tree with exactly k sources. There is one sink portal in T_i . No flow in f^b can enter T_i via v . This is because then v has an outgoing edge in T to a node in T_i by Observation 4.2. Then all k sources in T_i and at least one unit of flow from v must route to \tilde{z}_1 , contradicting that \tilde{z}_1 receives at most k units of flow in f^b . Set f^e to be the same as f^b for all shared edges between T^b and T^e , except remove any flow sent through v from sources in T_i in f^b .

Consider Recursive Case (3b). We know v is not a sink portal by Observation 4.3. Therefore T_1 and T_2 exist, each with a unique sink portal. At most k units of flow in f^b can route through v by definition of f^b . The flow f^e is set to the same as f^b on the shared edges between T^b and T^e . Further, the flow from v to sinks \tilde{z}_1 and \tilde{z}_2 in f^b now go directly to the new sink added that is adjacent to v in T^e . This sink must receive at most k units of flow. □

4.2 Bounding the Size of the Parts in the Partition

This section shows that every source is in some part X in \mathcal{X} and that every $X \in \mathcal{X}$ has size at most $2k - 2$. Thus we have a valid partition with each part having the desired size.

Lemma 4.5. *It is the case that $|X| \leq 2k - 2$ for all $X \in \mathcal{X}$. Moreover, every source in S is in some set in \mathcal{X} .*

Proof. It is easy to see that every source in S is in some set in \mathcal{X} . This is because sources are always contained in some tree of \mathcal{T} until they are added to a set placed in \mathcal{X} and the algorithm stops once there is no tree in \mathcal{T} .

Now we show how to bound the size of sets in \mathcal{X} . Cases (1a) and (1b) do not add a set to \mathcal{X} . Cases (2b), (2c) and (3a) add a set to \mathcal{X} of size k by definition. Case (2a) adds a set of size $2k - 2$.

Case (3b) is more interesting. Consider the execution of this case on a tree T with branching vertex v . Let \tilde{z}_1 and \tilde{z}_2 be the corresponding sinks. We know v is not a sink portal by Observation 4.3 and therefore T_1 and T_2 both exist. By Observation 4.2, the paths from v to \tilde{z}_1 and \tilde{z}_2 are directed paths from v to \tilde{z}_1 and from v to \tilde{z}_2 . Hence, neither T_1 nor T_2 contains more than k sources. Since case (3a) does not hold, T_1 and T_2 has strictly less than k sources. Thus, there are at most $2k - 2$ sources in the set added to \mathcal{X} . □

4.3 Routing Sources within a Tree

In this section, we show that the algorithm is indeed a partition reduction from a k -colorable gammoid to a $(2k - 2)$ -colorable partition matroid. That is, we show that every set Y , that is independent in the partition matroid represented by \mathcal{X} is also independent in the gammoid. More specifically, for any set Y where $|Y \cap X| \leq 1$ for all $X \in \mathcal{X}$ it is the case that $Y \in \mathcal{I}$ or, equivalently, there is a feasible routing in the digraph D from the sources in Y . The key to this will be Lemma 4.6 which essentially states that there exists a feasible routing in each tree $T \in \mathcal{T}$.

Lemma 4.6. *Let T be an arbitrary tree in \mathcal{T} . Let \mathcal{X}_T be the parts in \mathcal{X} that are also in T . For a set Y with $|Y \cap X| \leq 1$ for all $X \in \mathcal{X}$, let Y_T be the subset of sources in Y that are also in T . Then there is a feasible routing R in T from Y_T .*

Proof of Lemma 4.6. For convenience we consider one fixed tree T and drop T for the notation. The proof is by reverse induction on the recursion in our partitioning algorithm. So the base case of the induction will be the base cases of the partitioning algorithm.

Consider Base Case (A). In this case T does not contain any sources. By Lemma 4.4 there exists a feasible flow. Scaling by a factor of $\frac{1}{k}$ implies that we can route one unit of flow from every source portal in \tilde{S} to the collection of sink portals, such that no more than one unit of flow is routed through any edge or vertex. Then there must also exist an integer flow, which equals a routing in T .

Consider Base Case (B). In this case \mathcal{X} consists of a single part X and there are no source portals in T . Let s be the unique source in $X \cap Y$, then s can be routed in T as s is routed in the flow f that is guaranteed to exist by Lemma 4.4.

For the recursive cases we construct a routing R^b for the state T^b of the tree T before the recursive call from the routing R^e that inductively exists for the state T^e after the recursive calls.

Consider Recursive Case (1a). Let S' be the collection of sources in T_1 . Every source in S' has a directed edge into v in T^e . There can be at most one source $s' \in S' \cap Y$ since by the induction hypothesis R^e is a routing and at most one path can pass through v . If there is no $s' \in S' \cap Y$ then in the routing R^b , v is routed along $P(v, \tilde{z}_1)$ to \tilde{z}_1 . Otherwise let s' be the unique source in $S' \cap Y$. Let $H' \in \mathcal{H}$ be the tree that contains s' and let w' be the unique vertex in $H' \cap P(v, \tilde{z}_1)$. Then in R^b , v follows the path of s' in R^e and s' is routed through H' to w' and from w' along the path $P(w', \tilde{z}_1)$ to \tilde{z}_1 . We have to argue that there exists a directed path from v to \tilde{z}_1 and from s' to \tilde{z}_1 in T_1 . Since v is a source portal it has in-degree 0 and, hence, $P(v, \tilde{z}_1)$ does not contain a vertex with out-degree 2. By Observation 4.2, $P(v, \tilde{z}_1)$ is a directed path from v to \tilde{z}_1 . Observation 3.11 states that there also exists a directed path from s' to w' . We also have to argue that no vertex or edge in T^b has more than one path passing through it. This clearly holds for the edges and vertices shared by T^b and T^e . Since the paths in T_1 are disjoint, it also holds for the edges and vertices that are in T^b and not in T^e .

Consider Recursive Case (1b). Let S' be the collection of sources in T_i . Every source in S' has a directed edge into v in T^e . There can be at most one $s' \in S' \cap Y$, since at most one path can pass through v in R^e . If there is no $s' \in S' \cap Y$, then in the routing R^b the source portal \tilde{s} is routed through $P(\tilde{s}, \tilde{z}_i)$ to \tilde{z}_i . Otherwise let s' be the unique source in $S' \cap Y$. Let $H' \in \mathcal{H}$ be the tree that contains s' and let w' be the unique vertex in $H' \cap P(v, \tilde{z}_i)$.

If $w' \in P(\tilde{s}, v)$ then in R^b s' is routed through H' to w' and from w' along the path $P(w', v)$ to v , where it follows the path of s' in R^e . The source portal \tilde{s} is routed through $P(\tilde{s}, \tilde{z}_i)$ to \tilde{z}_i .

If $w' \in P(\tilde{s}, \tilde{z}_i)$ then in R^b s' is routed through H' to w' and from w' along the path $P(w', \tilde{z}_i)$ to \tilde{z}_i . The source portal \tilde{s} is routed through $P(\tilde{s}, v)$ to v , where it follows the path of s' in R^e . By Observation 3.12, \tilde{s} is the only vertex with out-degree 2 in T_i . Hence, the path $P(\tilde{s}, v)$ is a directed path from \tilde{s} to v and the path $P(\tilde{s}, \tilde{z}_i)$ is a directed path from \tilde{s} to \tilde{z}_i . Together with Observation 3.11, which implies that there exists a directed path from s' to w' , it follows that the newly created paths above are directed paths from s' and \tilde{s} to \tilde{Z} .

On the edges and vertices in T^b that are also in T^e the routing R^b equals the routing R^e and in both cases, the new paths in T_i are disjoint. Hence, R^b fulfills the property that no more than one path passes through every vertex or edge in T^b .

Consider Recursive Case (2a). Let $H \in \mathcal{H}$ be the tree that contains the selected source $s \in X$ and let w be the unique vertex in $H \cap P(v, \tilde{z}_i)$. Then in R^b , s is routed through H to w and from w along the path $P(w, \tilde{z}_i)$ to \tilde{z}_i . Let S' be the collection of sources in $S(P(v, y) \setminus \{v, y\})$. Every source in S' has a directed edge into v in T^e . There can be at most one source $s' \in S' \cap Y$ since at most one route can pass through v in R^e .

If there is such a source $s' \in S' \cap Y$, let $H' \in \mathcal{H}$ be the tree that contains the source s' and let w' be the unique vertex in $H' \cap P(y, v)$. Then in R^b s' is routed through H' to w' , from w' along $P(w', v)$ to v where it follows the path of s' in R^e .

Consider Recursive Case (2b). Let $H \in \mathcal{H}$ be the tree that contains the unique source in $s \in X \cap Y$. Let S' be the collection of sources in $S(P(v, \tilde{z}_i) \setminus \{y\})$. Every source in S' has a directed edge into v in T^e . There can be at most one source $s' \in S' \cap Y$ since at most one route can pass through v in R^e . If there is no $s' \in S' \cap Y$ then in R^b s is routed through H to y and from y along the path $P(y, \tilde{z}_i)$ to \tilde{z}_i . Otherwise, let $H' \in \mathcal{H}$ be the tree that contains the unique source $s' \in S' \cap Y$ and let w' be the unique vertex in $H' \cap P(v, \tilde{z}_i)$. If $w' \in P(y, v) \setminus \{y\}$, then in R^b s' is routed through H' to w' , from w' along $P(w', v)$ to v where it follows the path of s' in R^e . Then s is again routed through H to y and from y along the path $P(y, \tilde{z}_i)$ to \tilde{z}_i .

If $w' \in P(y, \tilde{z}_i) \setminus \{y\}$, then in R^b s is routed through H to y , from y along $P(y, v)$ to v where it follows the path of s' in R^e . The source s' is routed through H' to w' and from w' along $P(w', \tilde{z}_i)$ to \tilde{z}_i .

Consider Recursive Case (2c). Let $H \in \mathcal{H}$ be the tree that contains the unique source in $s \in X \cap Y$ and let w be the unique vertex in $H \cap P(y, \tilde{z}_i)$. Let S' be the collection of sources in $S(P(v, y))$. Every source in S' has a directed edge into v in T^e . There can be at most one source $s' \in S' \cap Y$ since at most one route can pass through v in R^e . If there is no $s' \in S' \cap Y$ then in R^b s is routed through H to w and from w along the path $P(w, \tilde{z}_i)$ to \tilde{z}_i . Otherwise, let $H' \in \mathcal{H}$ be the tree that contains the unique source $s' \in S' \cap Y$ and let w' be the unique vertex in $H' \cap P(v, y)$. Then in R^b s' is routed through H' to w' , from w' along $P(w', v)$ to v where it follows the path of s' in R^e . s is still routed to \tilde{z}_i .

In the Recursive Cases (2a), (2b) and (2c), by Observation 3.12, y is the only vertex with out-degree 2 in T_i . Hence, the path $P(y, v)$ is a directed path from y to v and the path $P(y, \tilde{z}_i)$ is a directed path from y to \tilde{z}_i . Together with Observation 3.11, which implies that there exists a directed path from s to w and from s' to w' , it follows that the newly created paths above are directed paths leaving at s and s' . In all three cases, the routing R^b on the edges and vertices in T^b that are also in T^e equals the routing R^e . In every case, the new paths in T_i are disjoint. Hence in the Recursive Cases (2a), (2b) and (2c), R^b fulfills the property that no more than one path passes through every vertex or edge in T^b .

Consider Recursive Case (3a). Let $H \in \mathcal{H}$ be the tree that contains the selected source $s \in X \cap Y$ and let w be the unique vertex in $H \cap P(v, \tilde{z}_i)$. Then in R^b s is routed through H to w and from w along the path $P(w, \tilde{z}_i)$ to \tilde{z}_i . By Observation 4.2, the path $P(v, \tilde{z}_i)$ is a directed path from v to \tilde{z}_i . Together with Observation 3.11, which implies that there exists a directed path from s to w , it follows, that the path from s to \tilde{z}_i is a directed path. Since the routing R^b equals the routing of R^e on all edges and vertices shared by T^e and T^b and the route from s to \tilde{z}_i only uses edges and vertices in T_i , also R^b fulfills the property that no

more than one path passes through every vertex or edge in T^b .

Consider Recursive Case (3b). Let $H \in \mathcal{H}$ be the tree that contains the selected source $s \in X \cap Y$ and let w be the unique vertex in $H \cap P(v, \tilde{z}_i)$. Then in R^b s is routed through H to w and from w along the path $P(w, \tilde{z}_i)$ to \tilde{z}_i . Let $j \in \{1, 2\} \setminus \{i\}$. If there is a source s' routed to \tilde{z} in R^e , then in R^b the route from s' to v equals the route from s' to v in R^e . Instead of going to \tilde{z} , we continue along the path $P(v, \tilde{z}_j)$ to \tilde{z}_j . By Observation 4.2, for $i \in \{1, 2\}$ the paths $P(v, \tilde{z}_i)$ are directed paths from v to \tilde{z}_i . Together with Observation 3.11, which implies that there exists a directed path from s to w , it follows that the path from s to \tilde{z}_i and from v to \tilde{z}_j are directed paths. Since the routing R^b equals the routing of R^e on all edges and vertices shared by T^e and T^b and the paths from s to \tilde{z}_i and from v to \tilde{z}_j are vertex-disjoint and in $T_1 \cup T_2$, also R^b fulfills the property that no more than one path passes through every vertex or edge in T^b . \square

Lemma 4.7. *Let $Y \subset S$ such that for all $X \in \mathcal{X}$ it is the case that $|X \cap Y| \leq 1$. Then there exists a feasible routing from Y in the digraph D .*

Proof. This follows from Lemma 4.6 and the fact there is a unique highway into each source portal in each tree and a unique highway leaving each sink portal in every tree. \square

References

- [1] Ron Aharoni and Eli Berger. The intersection of a matroid and a simplicial complex. *Transactions of the American Math Society*, 2006.
- [2] Ravindra K Ahuja, Thomas L Magnanti, and James B Orlin. *Network Flows: Theory, Algorithms, and Applications*. Prentice hall, 1993.
- [3] Kristóf Bérczi, Tamás Schwarcz, and Yutaro Yamaguchi. List colouring of two matroids through reduction to partition matroids. *arXiv preprint arXiv:1911.10485*, 2019.
- [4] Jack Edmonds. Minimum partition of a matroid into independent subsets. *Journal of Research of the National Bureau of Standards*, 69B:67–72, 1965.
- [5] Sungjin Im, Benjamin Moseley, and Kirk Pruhs. The matroid intersection cover problem. *Operations Research Letters*, 49(1):17–22, 2020.
- [6] Jon M. Kleinberg. Single-source unsplittable flow. In *Symposium on Foundations of Computer Science*, pages 68–77, 1996.
- [7] Nabil Hassan Mustafa and Saurabh Ray. PTAS for geometric hitting set problems via local search. In *Proceedings of the twenty-fifth annual symposium on Computational geometry*, pages 17–22, 2009.
- [8] James Oxley. *Matroid Theory*. Oxford graduate texts in mathematics. Oxford University Press, 2006.
- [9] Paul D Seymour. A note on list arboricity. *Journal of Combinatorial Theory, Series B*, 72(1):150–151, 1998.
- [10] Vijay Vazirani. *Approximation Algorithms*. Springer-Verlag, 2001.

- [11] David P. Williamson and David B. Shmoys. *The Design of Approximation Algorithms*. Cambridge University Press, 2011.