

Analytical solution of the uniaxial extension problem for the relaxed micromorphic continuum and other generalized continua (including full derivations)

Gianluca Rizzi¹ Hassam Khan² Ionel-Dumitrel Ghiba³

Angela Madeo¹ and Patrizio Neff⁴

March 5, 2022

Abstract

We derive analytical solutions for the uniaxial extension problem for the relaxed micromorphic continuum and other generalized continua. These solutions may help in the identification of material parameters of generalized continua which are able to disclose size-effects.

Keywords: generalized continua, uniaxial extension, uniaxial extension stiffness, characteristic length, size-effect, micromorphic continuum, Cosserat continuum, couple stress model, gradient elasticity, micropolar, relaxed micromorphic model, micro-stretch model, micro-strain model, micro-void model, bounded stiffness.

1 Introduction

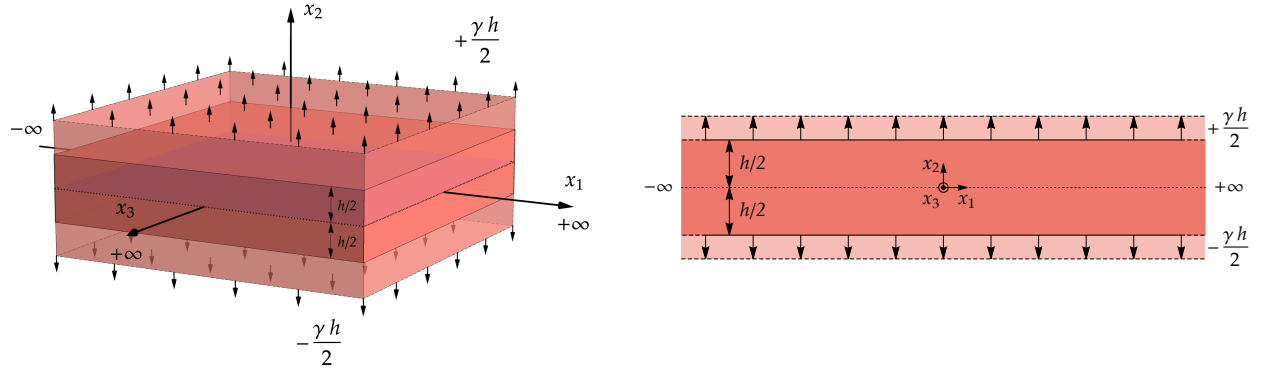


Figure 1: Sketch of an infinite stripe of thickness h subjected to uniaxial extension boundary conditions.

In this paper we continue our investigation of analytical solutions for isotropic the relaxed micromorphic model (and other isotropic generalized continuum models). It follows our recent exposition of analytical solutions for the simple shear [27], bending [26], and torsion problem [13, 28]. Here, we consider the uniaxial extension problem, which, in classical isotropic linear elasticity, allows to determine the size-independent longitudinal modulus $M_{\text{macro}} = \lambda_{\text{macro}} + 2\mu_{\text{macro}}$.

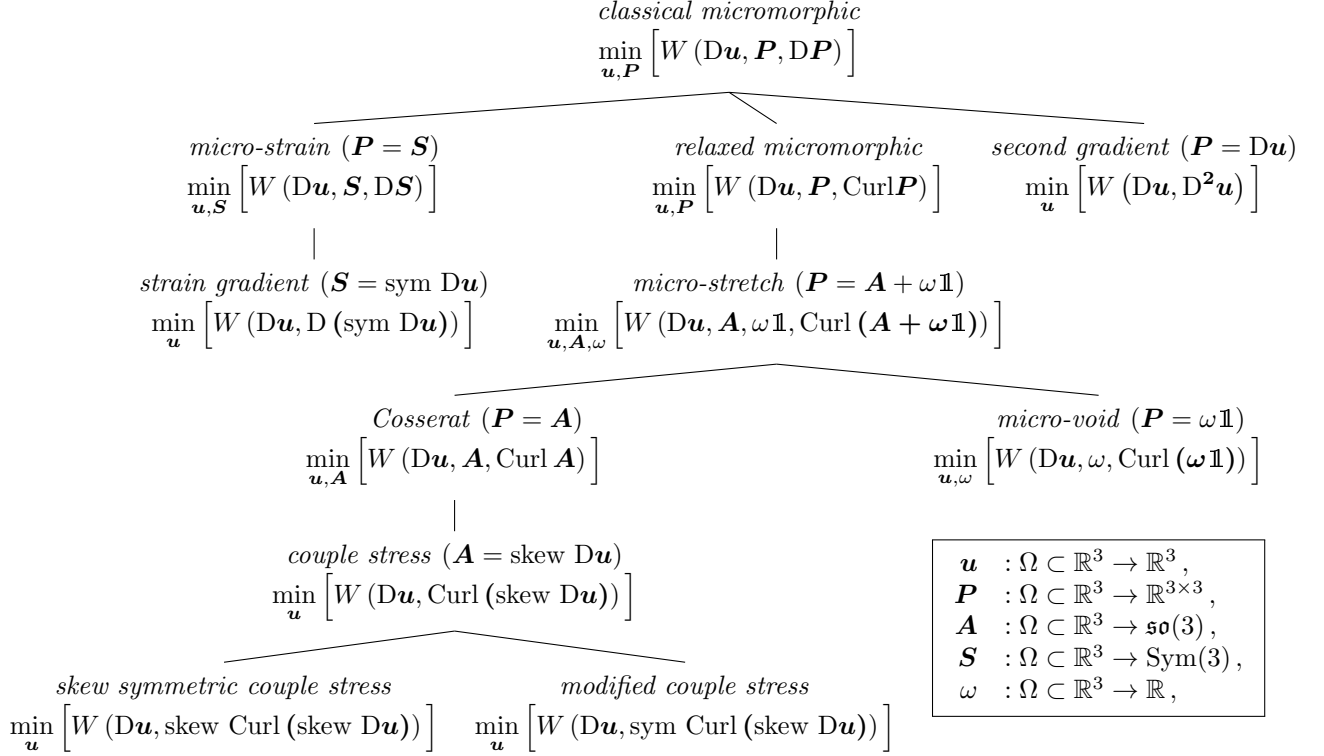
Here, we show the genealogy tree of the generalized continuum models:

¹corresponding author, GEOMAS, INSA-Lyon, Université de Lyon, 20 avenue Albert Einstein, 69621, Villeurbanne cedex, France, gianluca.rizzi@insa-lyon.fr

²Fakultät für Mathematik, Universität Duisburg-Essen, Thea-Leymann-Straße 9, 45127 Essen, Germany

³Department of Mathematics, Alexandru Ioan Cuza University of Iași, Blvd. Carol I, no. 11, 700506 Iași, Romania; and Octav Mayer Institute of Mathematics of the Romanian Academy, Iași Branch, 700505 Iași

⁴Head of Chair for Nonlinear Analysis and Modelling, Fakultät für Mathematik, Universität Duisburg-Essen, Thea-Leymann-Straße 9, 45127 Essen, Germany



The strain gradient theory and second gradient theory are equivalent [1, 17], and contain additionally the couple stress theory as a special case. Using the Curl as primary differential operator for the curvature terms allows a neat unification of concepts.

For some of the traditional models, uniaxial extension gives still rise to size-effects in the sense that thinner samples are comparatively stiffer. In that case, the inhomogeneous response is triggered by the boundary conditions for the additional kinematic fields which are applied at the upper and lower surface. We refer the reader to the introduction of [26, 27, 28, 32] concerning the relevance of the scientific question as well as its importance for the determination of material parameters for generalized continua [33]. Indeed, the obtained analytical formulas can be used to determine size-dependent and size-independent material parameters. The notation follows that of [26, 27, 28]. We recapitulate shortly.

The paper is now structured as follows. We start with a recapitulation of the uniaxial extension problem in the classical linear elasticity. The solution is homogeneous and uniquely determines the longitudinal modulus $M_{\text{macro}} = \lambda_{\text{macro}} + 2\mu_{\text{macro}}$. Then, we consider the isotropic relaxed micromorphic continuum. The boundary conditions for the additional non-symmetric micro-distortion field \mathbf{P} derives from the so-called consistent coupling conditions

$$\mathbf{D}\mathbf{u}(\mathbf{x}) \times \boldsymbol{\nu} = \mathbf{P}(\mathbf{x}) \times \boldsymbol{\nu}, \quad \mathbf{x} \in \Gamma, \quad (1)$$

where $\boldsymbol{\nu}$ is the normal unit vector to the upper and lower surface. It turns out that for zero Poisson modulus on the micro- and meso-scale, $\nu_{\text{micro}} = \nu_e = 0$, respectively, the solution remains homogeneous and no size-effects is observed. In the case with arbitrary $\nu_{\text{micro}}, \nu_e \in [-1, 1/2]$ the solution will be inhomogeneous and size-effects appear. The limiting stiffness as the ratio between the thickness and the characteristic length tends to zero ($h/L_c \rightarrow 0$) is given by $\bar{M} = \frac{M_e M_{\text{micro}}}{M_e + M_{\text{micro}}}$ which is both smaller than $M_{\text{micro}} = \lambda_{\text{micro}} + 2\mu_{\text{micro}}$ and M_e as well greater than $M_{\text{macro}} = \lambda_{\text{macro}} + 2\mu_{\text{macro}}$.

1.1 Notation

We define the scalar product $\langle \mathbf{a}, \mathbf{b} \rangle := \sum_{i=1}^n a_i b_i \in \mathbb{R}$ for vectors $\mathbf{a}, \mathbf{b} \in \mathbb{R}^n$, the dyadic product $\mathbf{a} \otimes \mathbf{b} := (a_i b_j)_{i,j=1,\dots,n} \in \mathbb{R}^{n \times n}$ and the euclidean norm $\|\mathbf{a}\|^2 := \langle \mathbf{a}, \mathbf{a} \rangle$. We define the scalar product $\langle \mathbf{P}, \mathbf{Q} \rangle := \sum_{i,j=1}^n P_{ij} Q_{ij} \in \mathbb{R}$ and the Frobenius-norm $\|\mathbf{P}\|^2 := \langle \mathbf{P}, \mathbf{P} \rangle$ for tensors $\mathbf{P}, \mathbf{Q} \in \mathbb{R}^{n \times n}$ in the same way. Moreover, $\mathbf{P}^T := (P_{ji})_{i,j=1,\dots,n}$ denotes the transposition of the matrix $\mathbf{P} = (P_{ij})_{i,j=1,\dots,n}$, which decomposes orthogonally into the skew-symmetric part $\text{skew } \mathbf{P} := \frac{1}{2}(\mathbf{P} - \mathbf{P}^T)$ and the symmetric part $\text{sym } \mathbf{P} := \frac{1}{2}(\mathbf{P} + \mathbf{P}^T)$. The identity matrix is denoted by \mathbb{I} , so that the trace of a matrix \mathbf{P} is given by $\text{tr } \mathbf{P} := \langle \mathbf{P}, \mathbb{I} \rangle$, while the deviatoric component of a matrix is given by $\text{dev } \mathbf{P} := \mathbf{P} - \frac{\text{tr}(\mathbf{P})}{3} \mathbb{I}$. Given this,

the orthogonal decomposition possible for a matrix is $\mathbf{P} = \text{dev sym } \mathbf{P} + \text{skew } \mathbf{P} + \frac{\text{tr}(\mathbf{P})}{3} \mathbf{1}$. The Lie-Algebra of skew-symmetric matrices is denoted by $\mathfrak{so}(3) := \{\mathbf{A} \in \mathbb{R}^{3 \times 3} \mid \mathbf{A}^T = -\mathbf{A}\}$, while the vector space of symmetric matrices $\text{Sym}(3) := \{\mathbf{S} \in \mathbb{R}^{3 \times 3} \mid \mathbf{S}^T = \mathbf{S}\}$. The Jacobian matrix $\mathbf{D}\mathbf{u}$ and the curl for a vector field \mathbf{u} are defined as

$$\mathbf{D}\mathbf{u} = \begin{pmatrix} u_{1,1} & u_{1,2} & u_{1,3} \\ u_{2,1} & u_{2,2} & u_{2,3} \\ u_{3,1} & u_{3,2} & u_{3,3} \end{pmatrix}, \quad \text{curl } \mathbf{u} = \nabla \times \mathbf{u} = \begin{pmatrix} u_{3,2} - u_{2,3} \\ u_{1,3} - u_{3,1} \\ u_{2,1} - u_{1,2} \end{pmatrix}. \quad (2)$$

where \times denotes the cross product in \mathbb{R}^3 . We also introduce the Curl and the Div operators of the 3×3 matrix field \mathbf{P} as

$$\text{Curl } \mathbf{P} = \begin{pmatrix} (\text{curl}(P_{11}, P_{12}, P_{13})^T)^T \\ (\text{curl}(P_{21}, P_{22}, P_{23})^T)^T \\ (\text{curl}(P_{31}, P_{32}, P_{33})^T)^T \end{pmatrix}, \quad \text{Div } \mathbf{P} = \begin{pmatrix} \text{div}(P_{11}, P_{12}, P_{13})^T \\ \text{div}(P_{21}, P_{22}, P_{23})^T \\ \text{div}(P_{31}, P_{32}, P_{33})^T \end{pmatrix}. \quad (3)$$

The cross product between a second order tensor and a vector is also needed and is defined row-wise as follow

$$\mathbf{m} \times \mathbf{b} = \begin{pmatrix} (b \times (m_{11}, m_{12}, m_{13})^T)^T \\ (b \times (m_{21}, m_{22}, m_{23})^T)^T \\ (b \times (m_{31}, m_{32}, m_{33})^T)^T \end{pmatrix} = \mathbf{m} \cdot \boldsymbol{\epsilon} \cdot \mathbf{b} = m_{ik} \epsilon_{kjh} b_h, \quad (4)$$

where $\mathbf{m} \in \mathbb{R}^{3 \times 3}$, $\mathbf{b} \in \mathbb{R}^3$, and $\boldsymbol{\epsilon}$ is the Levi-Civita tensor. Using the one-to-one map $\text{axl} : \mathfrak{so}(3) \rightarrow \mathbb{R}^3$ we have

$$\mathbf{A} \mathbf{b} = \text{axl}(\mathbf{A}) \times \mathbf{b} \quad \forall \mathbf{A} \in \mathfrak{so}(3), \quad \mathbf{b} \in \mathbb{R}^3. \quad (5)$$

The inverse of axl is denoted by $\text{Anti} : \mathbb{R}^3 \rightarrow \mathfrak{so}(3)$.

2 Uniaxial extension problem for the isotropic Cauchy continuum

The strain energy density for an isotropic Cauchy continuum is

$$W(\mathbf{D}\mathbf{u}) = \mu_{\text{macro}} \|\text{sym } \mathbf{D}\mathbf{u}\|^2 + \frac{\lambda_{\text{macro}}}{2} \text{tr}^2(\mathbf{D}\mathbf{u}), \quad (6)$$

while the equilibrium equations without body forces are

$$\text{Div}[2\mu_{\text{macro}} \text{sym } \mathbf{D}\mathbf{u} + \lambda_{\text{macro}} \text{tr}(\mathbf{D}\mathbf{u}) \mathbf{1}] = \mathbf{0}. \quad (7)$$

Since the uniaxial extensional problem is symmetric with respect to the x_2 -axis, there will be no dependence of the solution on x_1 and x_3 . The boundary conditions for the uniaxial extension problem are (see Fig. 1)

$$u_2(x_2 = \pm h/2) = \pm \frac{\gamma h}{2}. \quad (8)$$

The homogeneous displacement field solution $u_2(x_2)$, the gradient of the displacement $\mathbf{D}\mathbf{u}(x_2)$, and the strain energy $W(\gamma)$ for the uniaxial extension problem are

$$u_2(x_2) = \gamma x_2, \quad \mathbf{D}\mathbf{u}(x_2) = \begin{pmatrix} 0 & 0 & 0 \\ 0 & \gamma & 0 \\ 0 & 0 & 0 \end{pmatrix}, \quad (9)$$

$$W(\gamma) = \int_{-h/2}^{h/2} W(\mathbf{D}\mathbf{u}) = \frac{1}{2} (\lambda_{\text{macro}} + 2\mu_{\text{macro}}) h \gamma^2 = \frac{1}{2} M_{\text{macro}} h \gamma^2,$$

where

$$M_{\text{macro}} = \lambda_{\text{macro}} + 2\mu_{\text{macro}} \quad (10)$$

is the extensional stiffness (or pressure-wave modulus, longitudinal modulus).

Here and in the remainder of this work, the elastic coefficients μ_i, λ_i are expressed in [MPa], the coefficients a_i and the intensity of the displacement γ are dimensionless, the characteristic lengths L_c and the height h are expressed in meter [m].

3 Uniaxial extension problem for the isotropic relaxed micromorphic model

The general expression of the strain energy for the isotropic relaxed micromorphic continuum is

$$\begin{aligned} W(\mathbf{Du}, \mathbf{P}, \text{Curl } \mathbf{P}) = & \mu_e \|\text{sym}(\mathbf{Du} - \mathbf{P})\|^2 + \frac{\lambda_e}{2} \text{tr}^2(\mathbf{Du} - \mathbf{P}) + \mu_c \|\text{skew}(\mathbf{Du} - \mathbf{P})\|^2 \\ & + \mu_{\text{micro}} \|\text{sym } \mathbf{P}\|^2 + \frac{\lambda_{\text{micro}}}{2} \text{tr}^2(\mathbf{P}) \\ & + \frac{\mu L_c^2}{2} \left(a_1 \|\text{dev sym Curl } \mathbf{P}\|^2 + a_2 \|\text{skew Curl } \mathbf{P}\|^2 + \frac{a_3}{3} \text{tr}^2(\text{Curl } \mathbf{P}) \right), \end{aligned} \quad (11)$$

and the strictly positive definiteness conditions are¹

$$\begin{aligned} \mu_e > 0, \quad \kappa_e = \lambda_e + 2/3 \mu_e > 0, \quad \mu_{\text{micro}} > 0, \quad \kappa_{\text{micro}} = \lambda_{\text{micro}} + 2/3 \mu_{\text{micro}} > 0, \\ \mu_c > 0, \quad \mu > 0, \quad L_c > 0, \quad (a_1, a_2, a_3) > 0. \end{aligned} \quad (12)$$

where we have the parameters related to the meso-scale, the parameters related to the micro-scale, the Cosserat couple modulus, the proportionality stiffness parameter, the characteristic length, and the three dimensionless general isotropic curvature parameters, respectively. This energy expression represents the most general isotropic form possible for the relaxed micromorphic model. In the absence of body forces, the equilibrium equations are then

$$\begin{aligned} \text{Div} \overbrace{[2\mu_e \text{sym}(\mathbf{Du} - \mathbf{P}) + \lambda_e \text{tr}(\mathbf{Du} - \mathbf{P}) \mathbb{1} + 2\mu_c \text{skew}(\mathbf{Du} - \mathbf{P})]}^{\tilde{\sigma} :=} &= \mathbf{0}, \\ \tilde{\sigma} - 2\mu_{\text{micro}} \text{sym } \mathbf{P} - \lambda_{\text{micro}} \text{tr}(\mathbf{P}) \mathbb{1} & \\ - \mu L_c^2 \underbrace{\text{Curl} \left(a_1 \text{dev sym Curl } \mathbf{P} + a_2 \text{skew Curl } \mathbf{P} + a_3 \text{tr}(\text{Curl } \mathbf{P}) \right)}_m &= \mathbf{0}. \end{aligned} \quad (13)$$

The ansatz for the micro-distortion $\mathbf{P}(x_2)$, the displacement $\mathbf{u}(x_2)$, and consequently the gradient of the displacement $\mathbf{Du}(x_2)$ is

$$\begin{aligned} \mathbf{u}(x_2) &= \begin{pmatrix} 0 \\ u_2(x_2) \\ 0 \end{pmatrix}, \quad \mathbf{P}(x_2) = \begin{pmatrix} P_{11}(x_2) & 0 & 0 \\ 0 & P_{22}(x_2) & 0 \\ 0 & 0 & P_{33}(x_2) \end{pmatrix}, \\ \mathbf{Du}(x_2) &= \begin{pmatrix} 0 & 0 & 0 \\ 0 & u_{2,2}(x_2) & 0 \\ 0 & 0 & 0 \end{pmatrix}. \end{aligned} \quad (14)$$

It is important to underline that, given the subsequent ansatz (14), it holds that $\text{tr}(\text{Curl } \mathbf{P}) = 0$. This reduces immediately the number of curvature parameters appearing in the uniaxial extension solution.

The boundary conditions for the uniaxial extension are

$$u_2(x_2 = \pm h/2) = \pm \frac{\gamma h}{2}, \quad P_{11}(x_2 = \pm h/2) = 0, \quad P_{33}(x_2 = \pm h/2) = 0. \quad (15)$$

Here, the constraint on the components of \mathbf{P} is given by the *consistent coupling boundary condition*

$$\mathbf{P} \times \boldsymbol{\nu} = \mathbf{Du} \times \boldsymbol{\nu}, \quad \begin{pmatrix} 0 & 0 & 0 \\ 0 & 0 & 0 \\ 0 & 0 & 0 \end{pmatrix} = \begin{pmatrix} 0 & 0 & P_{11} \\ 0 & 0 & 0 \\ -P_{33} & 0 & 0 \end{pmatrix}, \quad (16)$$

where $\boldsymbol{\nu}$ is the normal unit vector to the upper and lower surface.

After substituting the ansatz (14) into the equilibrium equation (13) we obtain the following four differ-

¹Note that the model has a unique solution including the case of a Cosserat couple modulus $\mu_c = 0$.

ential equations

$$\begin{aligned}
& M_e (u_2''(x_2) - P_{22}'(x_2)) - \lambda_e (P_{11}'(x_2) + P_{33}'(x_2)) = 0, \\
& \frac{1}{2} \mu L_c^2 ((a_1 + a_2) P_{11}''(x_2) + (a_2 - a_1) P_{33}''(x_2)) \\
& - (M_e + M_{\text{micro}}) P_{11}(x_2) - (\lambda_e + \lambda_{\text{micro}}) (P_{22}(x_2) + P_{33}(x_2)) + \lambda_e u_2'(x_2) = 0, \\
& - (M_e + M_{\text{micro}}) P_{22}(x_2) + M_e u_2'(x_2) - (\lambda_e + \lambda_{\text{micro}}) (P_{11}(x_2) + P_{33}(x_2)) = 0, \\
& \frac{1}{2} \mu L_c^2 ((a_2 - a_1) P_{11}''(x_2) + (a_1 + a_2) P_{33}''(x_2)) \\
& - (M_e + M_{\text{micro}}) P_{33}(x_2) - (\lambda_e + \lambda_{\text{micro}}) (P_{11}(x_2) + P_{22}(x_2)) + \lambda_e u_2'(x_2) = 0,
\end{aligned} \tag{17}$$

where $M_e = \lambda_e + 2\mu_e$ and $M_{\text{micro}} = \lambda_{\text{micro}} + 2\mu_{\text{micro}}$. Being careful of substituting the system of differential equation with one in which eq.(17)₂ and eq.(17)₄ are replaced with their sum and their difference, respectively, we have

$$\begin{aligned}
& M_e (u_2''(x_2) - P_{22}'(x_2)) - \lambda_e f_p'(x_2) = 0, \\
& a_2 \mu L_c^2 f_p''(x_2) - (M_e + \lambda_e + M_{\text{micro}} + \lambda_{\text{micro}}) f_p(x_2) - 2(\lambda_e + \lambda_{\text{micro}}) P_{22}(x_2) + 2\lambda_e u_2'(x_2) = 0, \\
& - (M_e + M_{\text{micro}}) P_{22}(x_2) + M_e u_2'(x_2) - (\lambda_e + \lambda_{\text{micro}}) f_p(x_2) = 0, \\
& a_1 \mu L_c^2 f_m''(x_2) - (M_{\text{micro}} + M_e - \lambda_e - \lambda_{\text{micro}}) f_m(x_2) = 0,
\end{aligned} \tag{18}$$

where $f_p(x_2) := P_{11}(x_2) + P_{33}(x_2)$ and $f_m(x_2) := P_{11}(x_2) - P_{33}(x_2)$. It is highlighted that eq.(18)₄ is a homogeneous second order differential equation depending only on $f_m(x_2)$ with homogeneous boundary conditions eq.(15).

The fact that eq.(18)₄ is an independent equation has its meaning in the symmetry constraint of the uniaxial extensional problem in the direction along the x_2 - and x_3 -axis, which requires that $P_{11}(x_2) = P_{33}(x_2)$. From eq.(18) it is possible to obtain the following relation between $P_{22}(x_2)$ and $u_2(x_2)$

$$P_{22}(x_2) = \frac{M_e u_2'(x_2) - (\lambda_e + \lambda_{\text{micro}}) f_p(x_2)}{M_e + M_{\text{micro}}}, \tag{19}$$

which, after substituting it back into eq.(18), allows us to obtain the following system of three second order differential equations in $u_2(x_2)$, $P_{22}(x_2)$, and $f_p(x_2)$

$$\begin{aligned}
& z_1 f_p'(x_2) + z_2 u_2''(x_2) = 0, \\
& a_2 \mu L_c^2 f_p''(x_2) - z_3 f_p(x_2) - 2z_1 u_2'(x_2) = 0, \\
& a_1 \mu L_c^2 f_m''(x_2) - (M_e + M_{\text{micro}} - \lambda_e - \lambda_{\text{micro}}) f_m(x_2) = 0,
\end{aligned} \tag{20}$$

where

$$\begin{aligned}
z_1 &:= \frac{M_e \lambda_{\text{micro}} - \lambda_e M_{\text{micro}}}{M_e + M_{\text{micro}}}, & z_2 &:= \frac{M_e M_{\text{micro}}}{M_e + M_{\text{micro}}}, \\
z_3 &:= \frac{(M_e - \lambda_e + M_{\text{micro}} - \lambda_{\text{micro}}) (M_e + 2\lambda_e + M_{\text{micro}} + 2\lambda_{\text{micro}})}{M_e + M_{\text{micro}}}.
\end{aligned} \tag{21}$$

It is highlighted that due to the positive definiteness conditions (12), $(z_2, z_3) > 0$ and $z_1 = 0$ if and only if $\lambda_{\text{micro}} = \lambda_e = 0$ (zero Poisson's ratio case which is studied in Sec. 3.1) and $\frac{M_{\text{micro}}}{M_e} = \frac{\lambda_{\text{micro}}}{\lambda_e}$. If z_1 is zero eqs.(20) uncouples completely into three independent differential equations in u_2 , f_p , and f_m respectively.

After applying the boundary conditions eqs.(15), the solution in terms of $u_2(x_2)$, $P_{11}(x_2)$, $P_{22}(x_2)$, and

$P_{33}(x_2)$ of the system eqs.(20) is ²

$$\begin{aligned}
u_2(x_2) &= \frac{\frac{2x_2}{h} - \frac{4z_1^2}{f_1 z_2 z_3} \operatorname{sech}\left(\frac{f_1 h}{2L_c}\right) \sinh\left(\frac{f_1 x_2}{L_c}\right) \frac{L_c}{h}}{1 - \frac{4z_1^2}{f_1 z_2 z_3} \tanh\left(\frac{f_1 h}{2L_c}\right) \frac{L_c}{h}} \frac{\gamma h}{2}, \\
P_{22}(x_2) &= \frac{M_e + 2\frac{z_1}{z_3}(\lambda_e + \lambda_{\text{micro}}) - \frac{z_1}{z_3} \left(M_e \frac{2z_1}{z_2} + 2(\lambda_e + \lambda_{\text{micro}}) \cosh\left(\frac{f_1 h}{L_c}\right) \operatorname{sech}\left(\frac{f_1 h}{2L_c}\right) \right)}{(M_e + M_{\text{micro}}) \left(1 - \frac{4z_1^2}{f_1 z_2 z_3} \tanh\left(\frac{f_1 h}{2L_c}\right) \frac{L_c}{h} \right)} \gamma, \\
P_{11}(x_2) = P_{33}(x_2) &= \frac{\frac{z_1}{z_3} \left(\operatorname{sech}\left(\frac{f_1 h}{2L_c}\right) \cosh\left(\frac{f_1 x_2}{L_c}\right) - 1 \right)}{1 - \frac{4z_1^2}{f_1 z_2 z_3} \tanh\left(\frac{f_1 h}{2L_c}\right) \frac{L_c}{h}} \gamma, \quad f_1 := \sqrt{\frac{z_2 z_3 - 2z_1^2}{\mu a_2 z_2}}.
\end{aligned} \tag{22}$$

In the above expressions all the quantities are real and well defined due to the positive definiteness conditions eq.(12). Indeed, since the coefficients z_1 , z_2 , and z_3 may be rewritten in terms of the meso and micro bulk and shear modulus as

$$\begin{aligned}
z_1 &:= \frac{6\kappa_{\text{micro}}\mu_e - 6\kappa_e\mu_{\text{micro}}}{3\kappa_e + 3\kappa_{\text{micro}} + 4(\mu_e + \mu_{\text{micro}})}, \quad z_2 := \frac{(3\kappa_e + 4\mu_e)(3\kappa_{\text{micro}} + 4\mu_{\text{micro}})}{9\kappa_e + 9\kappa_{\text{micro}} + 12(\mu_e + \mu_{\text{micro}})}, \\
z_3 &:= \frac{18(\kappa_e + \kappa_{\text{micro}})(\mu_e + \mu_{\text{micro}})}{3\kappa_e + 3\kappa_{\text{micro}} + 4(\mu_e + \mu_{\text{micro}})},
\end{aligned}$$

we can write the expression of f_1 as follows

$$f_1 := \sqrt{\frac{6\kappa_e \kappa_{\text{micro}}(\mu_e + \mu_{\text{micro}}) + 8\mu_e \mu_{\text{micro}}(\kappa_e + \kappa_{\text{micro}})}{\mu a_2(\kappa_e + \frac{4}{3}\mu_e)(\kappa_{\text{micro}} + \frac{4}{3}\mu_{\text{micro}})}}, \tag{23}$$

showing that the positive definiteness of the energy (11) implies that f_1 is a strictly positive real number. Moreover, the function $g : (0, \infty) \rightarrow \mathbb{R}$, $g(x) := 1 - \frac{4z_1^2}{z_2 z_3} \frac{1}{x} \tanh \frac{x}{2}$ has the asymptotic behaviour

$$\lim_{x \rightarrow 0} g(x) = 1 - \frac{2z_1^2}{z_2 z_3} = f_1^2 > 0, \quad \lim_{x \rightarrow \infty} g(x) = 1 \tag{24}$$

and it is monotone increasing since its first derivative is given by

$$g'(x) = \frac{4z_1^2}{z_2 z_3} \frac{\sinh x - x}{x^2(\cosh x + 1)} \tag{25}$$

which it is positive for all $x \in (0, \infty)$. Hence, it follows that due to the positive definiteness of the elastic energy

$$g(x) > 0 \quad \forall x > 0, \tag{26}$$

which implies that

$$1 - \frac{4z_1^2}{f_1 z_2 z_3} \tanh\left(\frac{f_1 h}{2L_c}\right) \frac{L_c}{h} > 0 \quad \forall L_c > 0 \tag{27}$$

which completes our proof that all the quantities from (22) are real and well-defined.

The strain energy associated with this solution is

$$\begin{aligned}
W(\gamma) &= \int_{-h/2}^{h/2} W(\mathbf{D}\mathbf{u}, \mathbf{P}, \operatorname{Curl} \mathbf{P}) \\
&= \frac{1}{2} \left[\frac{\mu a_2 \left(\frac{f_1 z_1}{z_3} \right)^2 \left(\frac{1}{f_1} \sinh\left(\frac{f_1 h}{L_c}\right) \frac{L_c}{h} - 1 \right)}{\left(1 - \frac{4z_1^2}{f_1 z_2 z_3} \tanh\left(\frac{f_1 h}{2L_c}\right) \frac{L_c}{h} \right)^2 \cosh^2\left(\frac{f_1 h}{2L_c}\right)} + \frac{\cosh^2\left(\frac{f_1 h}{2L_c}\right) - \frac{z_1^2}{z_2 z_3} \left(\frac{3}{f_1} \sinh\left(\frac{f_1 h}{L_c}\right) \frac{L_c}{h} - 1 \right)}{\left(1 - \frac{4z_1^2}{f_1 z_2 z_3} \tanh\left(\frac{f_1 h}{2L_c}\right) \frac{L_c}{h} \right)^2 \cosh^2\left(\frac{f_1 h}{2L_c}\right)} \right. \\
&\quad \left. \times \frac{z_2}{z_3} \left(M_e + M_{\text{micro}} + \lambda_e + \lambda_{\text{micro}} - \frac{2\lambda_e^2}{M_e} - \frac{2\lambda_{\text{micro}}^2}{M_{\text{micro}}} \right) \right] h \gamma^2 = \frac{1}{2} M_w h \gamma^2.
\end{aligned} \tag{28}$$

² $\operatorname{sech}(x) = 1/\cosh(x)$.

The plot of the extensional stiffness M_w while varying L_c is shown in Fig. 2.

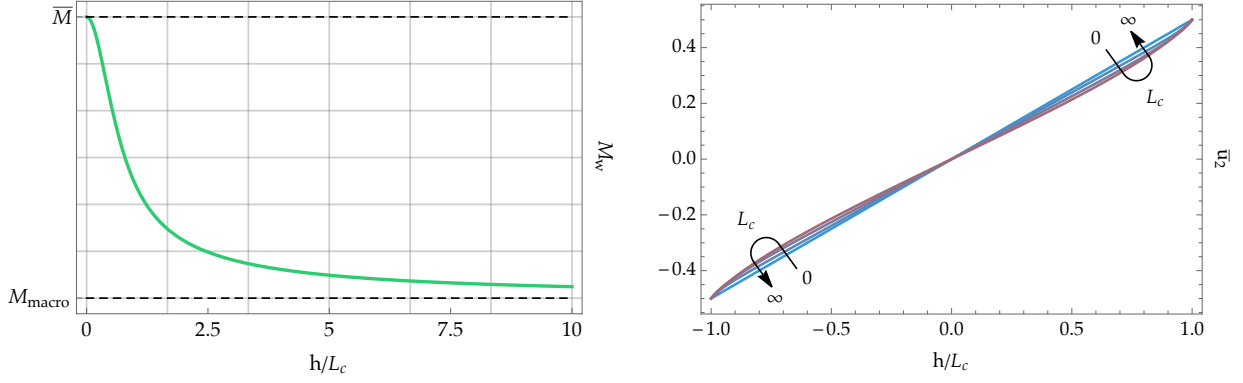


Figure 2: **(Relaxed micromorphic model)** (left) Extensional stiffness M_w while varying L_c . The stiffness is bounded as $L_c \rightarrow \infty$ ($h \rightarrow 0$). The values of the parameters used are: $\mu = 1$, $\lambda_e = 1$, $M_e = 2$, $\lambda_{\text{micro}} = 3$, $M_{\text{micro}} = 4$, $a_2 = 1/5$; (right) Displacement profile across the thickness of the dimensionless $\bar{u}_2 = u_2/(\gamma h)$ for different values of $L_c = \{0, 0.014, 0.03, 0.1\}$. The values of the other parameters used in order to maximize the non-homogeneous behaviour are $\mu = 1$, $\lambda_e = 1$, $M_e = 1$, $\lambda_{\text{micro}} = 0.001$, $M_{\text{micro}} = 0.056$, $a_2 = 0.3$.

The values of M_{macro} and M_{micro} are

$$\begin{aligned} M_{\text{macro}} &= \lim_{L_c \rightarrow 0} M_w = \frac{M_e^2 M_{\text{micro}} + M_e (-2\lambda_{\text{micro}}^2 + M_{\text{micro}}^2 + M_{\text{micro}}(\lambda_e + \lambda_{\text{micro}})) - 2\lambda_e^2 M_{\text{micro}}}{(M_e - \lambda_e - \lambda_{\text{micro}} + M_{\text{micro}})(M_e + 2(\lambda_e + \lambda_{\text{micro}}) + M_{\text{micro}})} \\ &= \frac{\kappa_e \kappa_{\text{micro}}}{\kappa_e + \kappa_{\text{micro}}} + \frac{4}{3} \frac{\mu_e \mu_{\text{micro}}}{\mu_e + \mu_{\text{micro}}} = \kappa_{\text{macro}} + \frac{4}{3} \mu_{\text{macro}} = M_{\text{macro}}, \\ \bar{M} &= \lim_{L_c \rightarrow \infty} M_w = \frac{M_e M_{\text{micro}}}{M_e + M_{\text{micro}}} < \begin{cases} M_{\text{micro}} \\ M_e \end{cases}, \end{aligned} \quad (29)$$

where $M_i = \kappa_i + \frac{4}{3}\mu_i$ and $\lambda_i = \kappa_i - \frac{2}{3}\mu_i$ with $i = \{\text{macro}, \text{micro}, e\}$.³

It is highlighted that the structure $\begin{pmatrix} \bullet \\ \bullet \end{pmatrix}_e \begin{pmatrix} \bullet \\ \bullet \end{pmatrix}_{\text{micro}}$ is applicable to evaluate the *macro* coefficients only for the shear and bulk modulus because of the orthogonal energy decomposition “sym dev/tr” of which they are related, and especially here it would be a mistake to use this structure for the coefficient M_{macro} since it will give the value at the *micro-scale*. For more details about $\lim_{L_c \rightarrow \infty} M_w$ see Appendix A.

3.1 Uniaxial extension problem for the isotropic relaxed micromorphic model with $\nu_e = \nu_{\text{micro}} = 0$

A vanishing Poisson’s ratio at the meso- and micro-scale ($\nu_e = \nu_{\text{micro}} = 0$) corresponds to a vanishing first Lamé parameter ($\lambda_e = \lambda_{\text{micro}} = 0$). It is easy to see from eq.(21) and eq.(22) that these conditions correspond to

$$\lambda_e = \lambda_{\text{micro}} = 0 \quad \Longleftrightarrow \quad \begin{cases} z_1 = 0, \\ z_2 = \frac{M_e M_{\text{micro}}}{M_e + M_{\text{micro}}} = \frac{2\mu_e \mu_{\text{micro}}}{\mu_e + \mu_{\text{micro}}}, \\ z_3 = M_e + M_{\text{micro}} = 2(\mu_e + \mu_{\text{micro}}), \end{cases} \quad (30)$$

with $M_i = \lambda_i + 2\mu_i = 2\mu_i$ with $i = \{\text{micro}, e\}$. Since the non-linear terms in the solution eq.(22) vanish, we retrieve

$$u_2(x_2) = \gamma x_2, \quad P_{22}(x_2) = \frac{\mu_e}{\mu_e + \mu_{\text{micro}}} \gamma, \quad P_{11}(x_2) = P_{33}(x_2) = 0, \quad (31)$$

which is a homogeneous elastic solution satisfying the equilibrium equation in the case of a constant micro-distortion tensor $\bar{\mathbf{P}}$ (see the Appendix D of [28] for further details)

$$\bar{\mathbf{P}} = \frac{\mu_e}{\mu_e + \mu_{\text{micro}}} \left(\frac{1}{|\Omega|} \int_{\Omega} \mathbf{D} \mathbf{u} \, dV \right). \quad (32)$$

³For the sake of completeness are reported here also the relations between the Young’s modulus E_i and the Poisson’s ratio ν_i in terms of κ_i and μ_i : $E_i = \frac{9\kappa_i \mu_i}{3\kappa_i + \mu_i}$ and $\nu_i = \frac{3\kappa_i - 2\mu_i}{2(3\kappa_i + \mu_i)}$ with $i = \{\text{macro}, \text{micro}, e\}$.

The strain energy associated with this solution is

$$W(\gamma) = \int_{-h/2}^{h/2} W(\mathbf{D}\mathbf{u}) = \frac{1}{2} \frac{2\mu_e \mu_{\text{micro}}}{\mu_e + \mu_{\text{micro}}} h \gamma^2 = \frac{1}{2} M_{\text{macro}} h \gamma^2, \quad (33)$$

where $M_{\text{macro}} = 2\mu_{\text{macro}} + \lambda_{\text{macro}} = 2\mu_{\text{macro}} = \frac{2\mu_e \mu_{\text{micro}}}{\mu_e + \mu_{\text{micro}}}$ is the macro extensional stiffness, since $\lambda_{\text{macro}} = \nu_{\text{macro}} = 0$.

4 Uniaxial extension problem for the isotropic micro-stretch model in dislocation format

In the micro-stretch model in dislocation format [5, 15, 20, 22, 30], the micro-distortion tensor \mathbf{P} is devoid from the deviatoric component $\text{dev sym } \mathbf{P} = 0 \Leftrightarrow \mathbf{P} = \mathbf{A} + \omega \mathbf{1}$, $\mathbf{A} \in \mathfrak{so}(3)$, $\omega \in \mathbb{R}$. The expression of the strain energy for this model in dislocation format can be written as [20]:

$$\begin{aligned} W(\mathbf{D}\mathbf{u}, \mathbf{A}, \omega, \text{Curl } (\mathbf{A} - \omega \mathbf{1})) \\ = \mu_{\text{macro}} \|\text{dev sym } \mathbf{D}\mathbf{u}\|^2 + \frac{\kappa_e}{2} \text{tr}^2(\mathbf{D}\mathbf{u} - \omega \mathbf{1}) + \mu_c \|\text{skew}(\mathbf{D}\mathbf{u} - \mathbf{A})\|^2 + \frac{9}{2} \kappa_{\text{micro}} \omega^2 \\ + \frac{\mu L_c^2}{2} \left(a_1 \|\text{dev sym } \text{Curl } \mathbf{A}\|^2 + a_2 \|\text{skew } \text{Curl } (\mathbf{A} + \omega \mathbf{1})\|^2 + \frac{a_3}{3} \text{tr}^2(\text{Curl } \mathbf{A}) \right), \end{aligned} \quad (34)$$

since $\text{Curl } (\omega \mathbf{1}) \in \mathfrak{so}(3)$. The equilibrium equations, in the absence of body forces, are then

$$\begin{aligned} \text{Div} \left[\overbrace{2\mu_{\text{macro}} \text{dev sym } \mathbf{D}\mathbf{u} + \kappa_e \text{tr}(\mathbf{D}\mathbf{u} - \omega \mathbf{1}) \mathbf{1} + 2\mu_c \text{skew}(\mathbf{D}\mathbf{u} - \mathbf{A})}^{\tilde{\sigma} :=} \right] &= \mathbf{0}, \\ 2\mu_c \text{skew}(\mathbf{D}\mathbf{u} - \mathbf{A}) \\ - \mu L_c^2 \text{skew } \text{Curl} \left(a_1 \text{dev sym } \text{Curl } \mathbf{A} + a_2 \text{skew } \text{Curl } (\mathbf{A} + \omega \mathbf{1}) + \frac{a_3}{3} \text{tr}(\text{Curl } \mathbf{A}) \mathbf{1} \right) &= \mathbf{0}, \\ \text{tr} \left[2\mu_{\text{macro}} \text{dev sym } \mathbf{D}\mathbf{u} \right. \\ \left. + \kappa_e \text{tr}(\mathbf{D}\mathbf{u} - \omega \mathbf{1}) \mathbf{1} - \kappa_{\text{micro}} \text{tr}(\omega \mathbf{1}) \mathbf{1} - \mu L_c^2 a_2 \text{Curl } \text{skew } \text{Curl}(\omega \mathbf{1} + \mathbf{A}) \right] &= 0. \end{aligned} \quad (35)$$

According with the reference system shown in Fig. 1, the ansatz for the displacement and micro-distortion fields is

$$\begin{aligned} \mathbf{u}(x_2) &= \begin{pmatrix} 0 \\ u_2(x_2) \\ 0 \end{pmatrix}, & \mathbf{A}(x_2) &= \begin{pmatrix} 0 & 0 & 0 \\ 0 & 0 & 0 \\ 0 & 0 & 0 \end{pmatrix}, \\ \mathbf{D}\mathbf{u}(x_2) &= \begin{pmatrix} 0 & 0 & 0 \\ 0 & u_{2,2}(x_2) & 0 \\ 0 & 0 & 0 \end{pmatrix}, & \omega(x_2) \mathbf{1} &= \begin{pmatrix} \omega(x_2) & 0 & 0 \\ 0 & \omega(x_2) & 0 \\ 0 & 0 & \omega(x_2) \end{pmatrix}. \end{aligned} \quad (36)$$

The boundary conditions at the free surface are then

$$u_2(x_2 = \pm h/2) = \pm \frac{\gamma h}{2}, \quad \omega(x_2 = \pm h/2) = 0. \quad (37)$$

Since the ansatz requires $\mathbf{A} = 0$, the micro-stretch model coincides with the micro-void model which will be presented in the Sec. 6.

5 Uniaxial extension problem for the isotropic Cosserat continuum

The strain energy for the isotropic Cosserat continuum in dislocation tensor format (curvature energy expressed in terms of $\text{Curl } \mathbf{A}$) can be written as [3, 8, 13, 14, 18, 21, 26, 27, 29]

$$\begin{aligned} W(\mathbf{D}\mathbf{u}, \mathbf{A}, \text{Curl } \mathbf{A}) &= \mu_{\text{macro}} \|\text{sym } \mathbf{D}\mathbf{u}\|^2 + \frac{\lambda_{\text{macro}}}{2} \text{tr}^2(\mathbf{D}\mathbf{u}) + \mu_c \|\text{skew}(\mathbf{D}\mathbf{u} - \mathbf{A})\|^2 \\ &+ \frac{\mu L_c^2}{2} \left(a_1 \|\text{dev sym } \text{Curl } \mathbf{A}\|^2 + a_2 \|\text{skew } \text{Curl } \mathbf{A}\|^2 + \frac{a_3}{3} \text{tr}^2(\text{Curl } \mathbf{A}) \right), \end{aligned} \quad (38)$$

where $\mathbf{A} \in \mathfrak{so}(3)$. The equilibrium equations, in the absence of body forces, are therefore the following

$$\begin{aligned} \text{Div} \left[\overbrace{2\mu_{\text{macro}} \text{sym} \mathbf{D}\mathbf{u} + \lambda_{\text{macro}} \text{tr}(\mathbf{D}\mathbf{u}) \mathbb{1} + 2\mu_c \text{skew}(\mathbf{D}\mathbf{u} - \mathbf{A})}^{\tilde{\sigma}:=} \right] &= \mathbf{0}, \\ 2\mu_c \text{skew}(\mathbf{D}\mathbf{u} - \mathbf{A}) - \mu L_c^2 \text{skew} \text{Curl} \left(a_1 \text{dev sym} \text{Curl} \mathbf{A} + \frac{a_3}{3} \text{tr}(\text{Curl} \mathbf{A}) \mathbb{1} \right) &= \mathbf{0}. \end{aligned} \quad (39)$$

According to the reference system shown in Fig. 1 and the ansatz (14), which has to be particularized as $\mathbf{A} = \text{skew} \mathbf{P} \in \mathfrak{so}(3)$, the ansatz for the displacement field and the micro-rotation for the Cosserat model is

$$\mathbf{u}(x_2) = \begin{pmatrix} 0 \\ u_2(x_2) \\ 0 \end{pmatrix}, \quad \mathbf{D}\mathbf{u}(x_2) = \begin{pmatrix} 0 & 0 & 0 \\ 0 & u_{2,2}(x_2) & 0 \\ 0 & 0 & 0 \end{pmatrix}, \quad \mathbf{A}(x_2) = \begin{pmatrix} 0 & 0 & 0 \\ 0 & 0 & 0 \\ 0 & 0 & 0 \end{pmatrix}. \quad (40)$$

Since $\mathbf{A} = \mathbf{0}$, the Cosserat model is not able to catch any non-homogeneous response for the uniaxial extension problem and the classical solution (9) is retrieved.

The *couple stress model* [10, 11, 16, 19, 23], which appears by constraining $\mathbf{A} = \text{skew} \mathbf{D}\mathbf{u} \in \mathfrak{so}(3)$ in the Cosserat model, is also not able to catch a non-homogeneous response for the uniaxial extension problem since, due to the ansatz, we would have $\text{skew} \mathbf{D}\mathbf{u} = \mathbf{0}$ as it can be seen in eq.(40).

6 Uniaxial extension problem for the isotropic micro-void model in dislocation tensor format

The strain energy for the isotropic micro-void continuum in dislocation tensor format can be obtained from the relaxed micromorphic model by formally letting $\mu_{\text{micro}} \rightarrow \infty$ (while keeping κ_{micro} finite) and can be written as [4, 27]

$$\begin{aligned} W(\mathbf{D}\mathbf{u}, \omega, \text{Curl}(\omega \mathbb{1})) &= \mu_{\text{macro}} \|\text{dev sym} \mathbf{D}\mathbf{u}\|^2 + \frac{\kappa_e}{2} \text{tr}^2(\mathbf{D}\mathbf{u} - \omega \mathbb{1}) + \frac{\kappa_{\text{micro}}}{2} \text{tr}^2(\omega \mathbb{1}) \\ &+ \frac{\mu L_c^2}{2} a_2 \|\text{Curl}(\omega \mathbb{1})\|^2. \end{aligned} \quad (41)$$

Here, $\omega : \mathbb{R}^3 \rightarrow \mathbb{R}$ is the additional scalar micro-void degree of freedom [4]. The equilibrium equations, in the absence of body forces, are

$$\begin{aligned} \text{Div} \left[\overbrace{2\mu_{\text{macro}} \text{dev sym} \mathbf{D}\mathbf{u} + \kappa_e \text{tr}(\mathbf{D}\mathbf{u} - \omega \mathbb{1}) \mathbb{1}}^{\tilde{\sigma}:=} \right] &= \mathbf{0}, \\ \frac{1}{3} \text{tr} \left[\tilde{\sigma} - \kappa_{\text{micro}} \text{tr}(\omega \mathbb{1}) \mathbb{1} - \mu L_c^2 a_2 \text{Curl} \text{Curl}(\omega \mathbb{1}) \right] &= 0. \end{aligned} \quad (42)$$

and the positive definiteness conditions are

$$\mu_{\text{macro}} > 0, \quad \kappa_e > 0, \quad \kappa_{\text{micro}} > 0, \quad \mu > 0, \quad L_c > 0, \quad a_2 > 0. \quad (43)$$

According with the reference system shown in Fig. 1, the ansatz for the displacement field and the function $\omega(x_2)$ have to be

$$\begin{aligned} \mathbf{u}(x_1, x_2) &= \begin{pmatrix} -x_2 x_3 \\ x_1 x_3 \\ 0 \end{pmatrix}, \quad \omega(x_2) \mathbb{1} = \begin{pmatrix} \omega(x_2) & 0 & 0 \\ 0 & \omega(x_2) & 0 \\ 0 & 0 & \omega(x_2) \end{pmatrix}, \\ \mathbf{D}\mathbf{u}(x_2) &= \begin{pmatrix} 0 & 0 & 0 \\ 0 & u_{2,2}(x_2) & 0 \\ 0 & 0 & 0 \end{pmatrix}. \end{aligned} \quad (44)$$

The boundary conditions for the uniaxial extension are

$$u_2(x_2 = \pm h/2) = \pm \frac{\gamma h}{2}, \quad \omega(x_2 = \pm h/2) = 0. \quad (45)$$

After substituting the ansatz (44) into the equilibrium equations (42) we obtain the following two differential equations

$$\begin{aligned} \frac{1}{3} (3\kappa_e + 4\mu_{\text{macro}}) u_2''(x_2) - \kappa_e \omega'(x_2) &= 0, \\ \frac{2}{3} a_2 \mu L_c^2 \omega''(x_2) + 3\kappa_e u_2'(x_2) - 3(\kappa_e + \kappa_{\text{micro}}) \omega(x_2) &= 0. \end{aligned} \quad (46)$$

After applying the boundary conditions eqs.(45), the solution in terms of $u_2(x_2)$ and $\omega(x_2)$ of the system eqs.(46) is

$$u_2(x_2) = \frac{\frac{x_2}{h} - \frac{z_1}{f_1} \operatorname{sech}\left(\frac{f_1 h}{2L_c}\right) \sinh\left(\frac{f_1 x_2}{L_c}\right) \frac{L_c}{h}}{1 - \frac{2z_1}{f_1} \tanh\left(\frac{f_1 h}{2L_c}\right) \frac{L_c}{h}} h \gamma, \quad \omega(x_2) = \frac{z_2 \left(1 - \operatorname{sech}\left(\frac{f_1 h}{2L_c}\right) \cosh\left(\frac{f_1 x_2}{L_c}\right)\right)}{1 - \frac{2z_1}{f_1} \tanh\left(\frac{f_1 h}{2L_c}\right) \frac{L_c}{h}} \gamma, \quad (47)$$

$$f_1 := \sqrt{\frac{4\mu_{\text{macro}}(\kappa_e + \kappa_{\text{micro}}) + 3\kappa_e \kappa_{\text{micro}}}{2\mu a_2(3\kappa_e + 4\mu_{\text{macro}})}}, \quad z_1 := \frac{3\kappa_e^2}{(\kappa_e + \kappa_{\text{micro}})(3\kappa_e + 4\mu_{\text{macro}})}, \quad z_2 := \frac{\kappa_e}{3(\kappa_e + \kappa_{\text{micro}})}.$$

where $f_1 > 0$, $z_1 > 0$, and $z_2 > 0$ are strictly positive in order to match the positive definiteness conditions eq.(43), and the same reasoning applied in the relaxed micromorphic model sections still holds. The strain energy associated with this solution is

$$W(\gamma) = \int_{-h/2}^{h/2} W(\mathbf{Du}, \mathbf{P}, \operatorname{Curl} \mathbf{P}) \quad (48)$$

$$= \frac{1}{2} \left[\frac{\mu a_2 f_1^2 z_2^2 \left(\frac{1}{f_1} \sinh\left(\frac{f_1 h}{L_c}\right) \frac{L_c}{h} - 1\right)}{\left(1 - \frac{2z_1}{f_1} \tanh\left(\frac{f_1 h}{2L_c}\right) \frac{L_c}{h}\right)^2 \cosh^2\left(\frac{f_1 h}{2L_c}\right)} + \frac{\left(1 + z_1 + \cosh\left(\frac{f_1 h}{L_c}\right) - 3\frac{z_1}{f_1} \sinh\left(\frac{f_1 h}{L_c}\right) \frac{L_c}{h}\right)}{2 \left(1 - \frac{2z_1}{f_1} \tanh\left(\frac{f_1 h}{2L_c}\right) \frac{L_c}{h}\right)^2 \cosh^2\left(\frac{f_1 h}{2L_c}\right)} \right]$$

$$\times \left(\frac{\kappa_e \kappa_{\text{micro}}}{\kappa_e + \kappa_{\text{micro}}} + \frac{4\mu_{\text{macro}}}{3} \right) h \gamma^2 = \frac{1}{2} M_w h \gamma^2.$$

The plot of the extensional stiffness M_w while varying L_c is shown in Fig. 3.

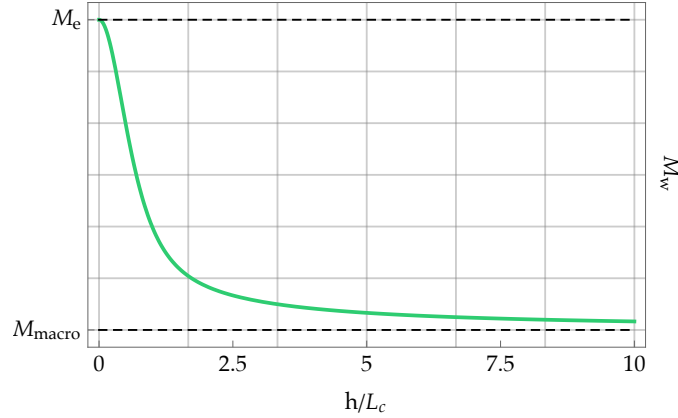


Figure 3: **(Micro-void model)** Extensional stiffness M_w while varying L_c . The stiffness is bounded as $L_c \rightarrow \infty$ ($h \rightarrow 0$) by M_e . The values of the parameters used are: $\mu = 1$, $\lambda_e = 1$, $M_e = 2$, $\kappa_{\text{micro}} = 3$, $a_2 = 1/5$.

The values of the extensional stiffness M_w for $L_c \rightarrow 0$ and $L_c \rightarrow \infty$ are

$$\lim_{L_c \rightarrow 0} M_w = \frac{\kappa_e \kappa_{\text{micro}}}{\kappa_e + \kappa_{\text{micro}}} + \frac{4}{3} \mu_{\text{macro}} = \kappa_{\text{macro}} + \frac{4}{3} \mu_{\text{macro}} = 2\mu_{\text{macro}} + \lambda_{\text{macro}} = M_{\text{macro}}, \quad (49)$$

$$\lim_{L_c \rightarrow \infty} M_w = \kappa_e + \frac{4}{3} \mu_{\text{macro}} = \kappa_e + \frac{4}{3} \mu_e = 2\mu_e + \lambda_e = M_e,$$

where $\mu_{\text{macro}} = \mu_e$ for $\mu_{\text{micro}} \rightarrow \infty$, according to eq.(29). We note that the extensional stiffness remains bounded as $L_c \rightarrow \infty$ ($h \rightarrow 0$).

7 Uniaxial extension problem for the classical isotropic micromorphic continuum without mixed terms

The expression of the strain energy for the classical isotropic micromorphic continuum [7, 17] without mixed terms (like $\langle \text{sym} \mathbf{P}, \text{sym}(\mathbf{D}\mathbf{u} - \mathbf{P}) \rangle$, etc.) and simplified curvature expression [26, 28] can be written as:

$$\begin{aligned} W(\mathbf{D}\mathbf{u}, \mathbf{P}, \mathbf{D}\mathbf{P}) = & \mu_e \|\text{sym}(\mathbf{D}\mathbf{u} - \mathbf{P})\|^2 + \frac{\lambda_e}{2} \text{tr}^2(\mathbf{D}\mathbf{u} - \mathbf{P}) + \mu_c \|\text{skew}(\mathbf{D}\mathbf{u} - \mathbf{P})\|^2 \\ & + \mu_{\text{micro}} \|\text{sym} \mathbf{P}\|^2 + \frac{\lambda_{\text{micro}}}{2} \text{tr}^2(\mathbf{P}) \\ & + \frac{\mu L_c^2}{2} \left(\tilde{a}_1 \|\mathbf{D}(\text{dev sym } \mathbf{P})\|^2 + \tilde{a}_2 \|\mathbf{D}(\text{skew } \mathbf{P})\|^2 + \frac{2}{9} \tilde{a}_3 \|\mathbf{D}(\text{tr}(\mathbf{P}) \mathbf{1})\|^2 \right) \end{aligned} \quad (50)$$

while the equilibrium equations without body forces are the following:

$$\begin{aligned} \text{Div} \overbrace{[2\mu_e \text{sym}(\mathbf{D}\mathbf{u} - \mathbf{P}) + \lambda_e \text{tr}(\mathbf{D}\mathbf{u} - \mathbf{P}) \mathbf{1} + 2\mu_c \text{skew}(\mathbf{D}\mathbf{u} - \mathbf{P})]}^{\tilde{\boldsymbol{\sigma}}} &= \mathbf{0}, \\ \tilde{\boldsymbol{\sigma}} - 2\mu_{\text{micro}} \text{sym} \mathbf{P} - \lambda_{\text{micro}} \text{tr}(\mathbf{P}) \mathbf{1} \\ &+ \mu L_c^2 \text{Div} \left[\tilde{a}_1 \mathbf{D}(\text{dev sym } \mathbf{P}) + \tilde{a}_2 \mathbf{D}(\text{skew } \mathbf{P}) + \frac{2}{9} \tilde{a}_3 \mathbf{D}(\text{tr}(\mathbf{P}) \mathbf{1}) \right] = \mathbf{0}, \end{aligned} \quad (51)$$

where $(\mu_e, \kappa_e = \lambda_e + 2/3 \mu_e)$, $(\mu_{\text{micro}}, \kappa_{\text{micro}} = \lambda_{\text{micro}} + 2/3 \mu_{\text{micro}})$, $\mu_c, L_c > 0$, and $(\tilde{a}_1, \tilde{a}_2, \tilde{a}_3) > 0$ in order to guarantee the positive definiteness of the energy. According with the reference system shown in Fig. 1, the ansatz for the displacement field and the classical micromorphic model is

$$\begin{aligned} \mathbf{u}(x_2) &= \begin{pmatrix} 0 \\ u_2(x_2) \\ 0 \end{pmatrix}, \quad \mathbf{P}(x_2) = \begin{pmatrix} P_{11}(x_2) & 0 & 0 \\ 0 & P_{22}(x_2) & 0 \\ 0 & 0 & P_{33}(x_2) \end{pmatrix}, \\ \mathbf{D}\mathbf{u}(x_2) &= \begin{pmatrix} 0 & 0 & 0 \\ 0 & u_{2,2}(x_2) & 0 \\ 0 & 0 & 0 \end{pmatrix}. \end{aligned} \quad (52)$$

The boundary conditions for the uniaxial extension are assumed to be

$$u_2(x_2 = \pm h/2) = \pm \frac{\gamma h}{2}, \quad \mathbf{P}(x_2 = \pm h/2) = \mathbf{0}. \quad (53)$$

The calculations are deferred to the micro-strain model Sec.8 since the ansatz, the equilibrium equations, and the boundary conditions are the same, therefore the solution will also be the same.

8 Uniaxial extension problem for the micro-strain model without mixed terms

The micro-strain model [9, 12, 31] is the classical Mindlin-Eringen [7, 17] model particular case in which it is assumed a priori that the micro-distortion remains symmetric, $\mathbf{P} = \mathbf{S} \in \text{Sym}(3)$.

The strain energy which we consider is [26, 28]

$$\begin{aligned} W(\mathbf{D}\mathbf{u}, \mathbf{S}, \mathbf{D}\mathbf{S}) = & \mu_e \|\text{sym} \mathbf{D}\mathbf{u} - \mathbf{S}\|^2 + \frac{\lambda_e}{2} \text{tr}^2(\mathbf{D}\mathbf{u} - \mathbf{S}) + \mu_{\text{micro}} \|\mathbf{S}\|^2 + \frac{\lambda_{\text{micro}}}{2} \text{tr}^2(\mathbf{S}) \\ & + \frac{\mu L_c^2}{2} \left(\tilde{a}_1 \|\mathbf{D}(\text{dev } \mathbf{S})\|^2 + \frac{2}{9} \tilde{a}_3 \|\mathbf{D}(\text{tr}(\mathbf{S}) \mathbf{1})\|^2 \right). \end{aligned} \quad (54)$$

The chosen 2-parameter curvature expression represents a simplified isotropic curvature (the full isotropic curvature for the micro-strain model would still count 8 parameters [2]).

The equilibrium equations, in the absence of body forces, are therefore the following

$$\begin{aligned} & \text{Div} \overbrace{[2\mu_e (\text{sym } \mathbf{D}\mathbf{u} - \mathbf{S}) + \lambda_e \text{tr}(\mathbf{D}\mathbf{u} - \mathbf{S}) \mathbf{1}]}^{\tilde{\sigma}:=} = \mathbf{0}, \\ & 2\mu_e (\text{sym } \mathbf{D}\mathbf{u} - \mathbf{S}) + \lambda_e \text{tr}(\mathbf{D}\mathbf{u} - \mathbf{S}) \mathbf{1} - 2\mu_{\text{micro}} \mathbf{S} - \lambda_{\text{micro}} \text{tr}(\mathbf{S}) \mathbf{1} \\ & + \mu L_c^2 \text{sym Div} \left[\tilde{a}_1 \mathbf{D}(\text{dev } \mathbf{S}) + \frac{2}{9} \tilde{a}_3 \mathbf{D}(\text{tr}(\mathbf{S}) \mathbf{1}) \right] = \mathbf{0}, \end{aligned} \quad (55)$$

where $(\mu_e, \kappa_e = \lambda_e + 2/3 \mu_e)$, $(\mu_{\text{micro}}, \kappa_{\text{micro}} = \lambda_{\text{micro}} + 2/3 \mu_{\text{micro}})$, $L_c > 0$, and $(\tilde{a}_1, \tilde{a}_3) > 0$ in order to guarantee the positive definiteness of the energy. The boundary conditions for the uniaxial extension are assumed to be

$$u_2(x_2 = \pm h/2) = \pm \frac{\gamma h}{2}, \quad \mathbf{S}(x_2 = \pm h/2) = \mathbf{0}. \quad (56)$$

According with the reference system shown in Fig. 1, the ansatz for the displacement field and the micro-distortion is (which coincides with the classical micromorphic model eq.(52))

$$\begin{aligned} \mathbf{u}(x_2) &= \begin{pmatrix} 0 \\ u_2(x_2) \\ 0 \end{pmatrix}, \quad \mathbf{S}(x_2) = \begin{pmatrix} S_{11}(x_2) & 0 & 0 \\ 0 & S_{22}(x_2) & 0 \\ 0 & 0 & S_{33}(x_2) \end{pmatrix}, \\ \mathbf{D}\mathbf{u}(x_2) &= \begin{pmatrix} 0 & 0 & 0 \\ 0 & u_{2,2}(x_2) & 0 \\ 0 & 0 & 0 \end{pmatrix}. \end{aligned} \quad (57)$$

After substituting the ansatz (57) into the equilibrium equations (55) we obtain the following four differential equations

$$\begin{aligned} & M_e (u_2''(x_2) - P_{22}'(x_2)) - \lambda_e (P_{11}'(x_2) + P_{33}'(x_2)) = 0, \\ & -\frac{2}{9} \mu L_c^2 (3\tilde{a}_1 + \tilde{a}_3) P_{11}''(x_2) + \frac{1}{9} \mu L_c^2 (3\tilde{a}_1 - 2\tilde{a}_3) (P_{22}''(x_2) + P_{33}''(x_2)) \\ & + (M_e + M_{\text{micro}}) P_{11}(x_2) + (\lambda_e + \lambda_{\text{micro}}) (P_{22}(x_2) + P_{33}(x_2)) - \lambda_e u_2'(x_2) = 0, \\ & \frac{1}{9} \mu L_c^2 ((3\tilde{a}_1 - 2\tilde{a}_3) P_{11}''(x_2) - 2(3\tilde{a}_1 + \tilde{a}_3) P_{22}''(x_2) + (3\tilde{a}_1 - 2\tilde{a}_3) P_{33}''(x_2)) \\ & + (M_e + M_{\text{micro}}) P_{22}(x_2) - M_e u_2'(x_2) + (\lambda_e + \lambda_{\text{micro}}) (P_{11}(x_2) + P_{33}(x_2)) = 0, \\ & \frac{1}{9} \mu L_c^2 ((3\tilde{a}_1 - 2\tilde{a}_3) (P_{11}''(x_2) + P_{22}''(x_2)) - 2(3\tilde{a}_1 + \tilde{a}_3) P_{33}''(x_2)) \\ & + (M_e + M_{\text{micro}}) P_{33}(x_2) + (\lambda_e + \lambda_{\text{micro}}) (P_{11}(x_2) + P_{22}(x_2)) - \lambda_e u_2'(x_2) = 0. \end{aligned} \quad (58)$$

Being careful of substituting the system of differential equation with one in which eq.(58)₂ and eq.(58)₄ are replaced with their sum and their difference, respectively, we have

$$\begin{aligned} & M_e (u_2''(x_2) - P_{22}'(x_2)) - \lambda_e f_p'(x_2) = 0, \\ & -\frac{1}{9} \mu L_c^2 ((3\tilde{a}_1 + 4\tilde{a}_3) f_p''(x_2) + 2(2\tilde{a}_3 - 3\tilde{a}_1) P_{22}''(x_2)) \\ & + f_p(x_2) (M_e + \lambda_e + \lambda_{\text{micro}} + M_{\text{micro}}) + 2(\lambda_e + \lambda_{\text{micro}}) P_{22}(x_2) - 2\lambda_e u_2'(x_2) = 0, \\ & \frac{1}{9} \mu L_c^2 ((3\tilde{a}_1 - 2\tilde{a}_3) f_p''(x_2) - 2(3\tilde{a}_1 + \tilde{a}_3) P_{22}''(x_2)) \\ & + (M_e + M_{\text{micro}}) P_{22}(x_2) - M_e u_2'(x_2) + f_p(x_2) (\lambda_e + \lambda_{\text{micro}}) = 0, \\ & f_m(x_2) (M_e - \lambda_e - \lambda_{\text{micro}} + M_{\text{micro}}) - \tilde{a}_1 L_c^2 f_m''(x_2) = 0, \end{aligned} \quad (59)$$

where $f_p(x_2) := P_{11}(x_2) + P_{33}(x_2)$ and $f_m(x_2) := P_{11}(x_2) - P_{33}(x_2)$. It is highlighted that eq.(59)₄ is a homogeneous second order differential equation depending only on $f_m(x_2)$ with homogeneous boundary conditions eq.(56).

Also here, the fact that eq.(59)₄ is an independent equation has its meaning in the symmetry constraint of the uniaxial extensional problem in the direction along the x_2 - and x_3 -axis, which requires that $P_{11}(x_2) = P_{33}(x_2)$.

The solution and the measure of the apparent stiffness are too complicated to be reported here, but nevertheless, it is possible to plot how the apparent stiffness behaves while changing L_c (see Fig. 4).

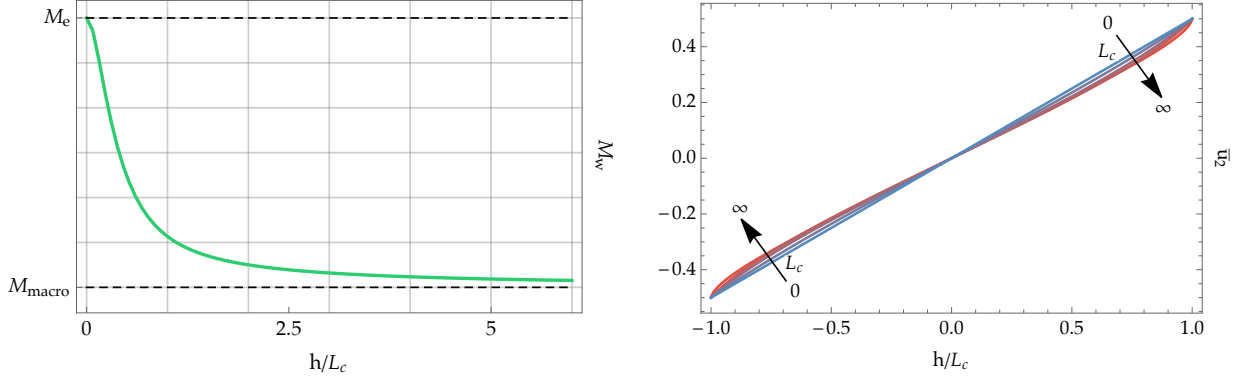


Figure 4: **(Micro-strain model)** (left) Extensional stiffness M_w while varying L_c . The stiffness is bounded as $L_c \rightarrow \infty$ ($h \rightarrow 0$) and converges to M_e . The values of the parameters used are: $\mu = 1$, $\lambda_{\text{macro}} = 1$, $M_{\text{macro}} = 3$, $\lambda_{\text{micro}} = 9.69$, $M_{\text{micro}} = 12$, $\tilde{a}_1 = 1/5$, $\tilde{a}_3 = 1/6$; (right) Displacement profile across the thickness of the dimensionless $\bar{u}_2 = u_2/(\gamma h)$ for different values of $L_c = \{0, 3, 5, 10, \infty\}$. The values of the other parameters used in order to maximize the non-homogeneous behaviour are $\mu = 1$, $\lambda_e = 11$, $M_e = 33$, $\lambda_{\text{micro}} = 1.1$, $M_{\text{micro}} = 3.3$, $\tilde{a}_1 = 1$, $\tilde{a}_3 = 1/6$.

We note that the extensional stiffness remains bounded as $L_c \rightarrow \infty$ ($h \rightarrow 0$) and converges to M_e . The solution obtained for the micro-strain model for the uniaxial extension problem also holds for the classical micromorphic problem presented in Sec.7.

9 Uniaxial extension problem for the second gradient continuum

The strain energy density for the isotropic second gradient with simplified curvature [1, 6, 17, 26, 28] is

$$W(\mathbf{Du}, \mathbf{D}^2\mathbf{u}) = \mu_{\text{macro}} \|\text{sym } \mathbf{Du}\|^2 + \frac{\lambda_{\text{macro}}}{2} \text{tr}^2(\mathbf{Du}) + \frac{\mu L_c^2}{2} \left(\tilde{a}_1 \|\mathbf{D}(\text{dev } \text{sym } \mathbf{Du})\|^2 + \tilde{a}_2 \|\mathbf{D}(\text{skew } \mathbf{Du})\|^2 + \frac{2}{9} \tilde{a}_3 \|\mathbf{D}(\text{tr}(\mathbf{Du}) \mathbf{1})\|^2 \right), \quad (60)$$

while the equilibrium equations without body forces are the following:

$$\text{Div} \left[2\mu_{\text{macro}} \text{sym } \mathbf{Du} + \lambda_{\text{macro}} \text{tr}(\mathbf{Du}) \mathbf{1} - \mu L_c^2 \left(\tilde{a}_1 \text{dev } \text{sym } \Delta(\mathbf{Du}) + \tilde{a}_2 \text{skew } \Delta(\mathbf{Du}) + \frac{2}{9} \tilde{a}_3 \text{tr}(\Delta(\mathbf{Du})) \mathbf{1} \right) \right] = \mathbf{0}, \quad (61)$$

where $(\mu_{\text{macro}}, \kappa_{\text{macro}}, \mu, \tilde{a}_1, \tilde{a}_3) > 0$ in order to guarantee the positive definiteness of the energy. Due to the uniaxial extension problem symmetry the following structure of $\mathbf{u} = (0, u_2(x_2), 0)^T$ has been chosen, which results in having only the component $u_{2,2}$ different from zero in the gradient of the displacement \mathbf{Du} . The boundary conditions for the uniaxial extension are (see Fig. 1) assumed to be

$$u_2(x_2 = \pm h/2) = \pm \frac{\gamma h}{2}, \quad u_2'(x_2 = \pm h/2) = 0. \quad (62)$$

After substituting the expression of the displacement field in eq.(61), the non-trivial equilibrium equation reduces to

$$(\lambda_{\text{micro}} + 2\mu_{\text{micro}}) u_2''(x_2) - \frac{1}{3} \tilde{a}_3 \mu L_c^2 u_2^{(4)}(x_2) = 0. \quad (63)$$

After applying the boundary conditions to the solution of eq.(63), it results that $u_2(x_2)$ is given by [24, 25]

$$u_2(x_2) = \frac{\frac{2x_2}{h} - \frac{2}{f_1} \sinh\left(f_1 \frac{x_2}{L_c}\right) \text{sech}\left(\frac{f_1}{2} \frac{h}{L_c}\right) \frac{L_c}{h} \frac{\gamma h}{2}}{1 - \frac{2}{f_1} \tanh\left(\frac{f_1}{2} \frac{h}{L_c}\right) \frac{L_c}{h}}, \quad f_1 := \sqrt{\frac{\lambda_{\text{macro}} + 2\mu_{\text{macro}}}{\mu \tilde{a}_3/3}}. \quad (64)$$

where $f_1 > 0$ is strictly positive in order to match the positive definiteness conditions and the same reasoning applied in the relaxed micromorphic model sections still holds. The strain energy (61) becomes then

$$W(\gamma) = \int_0^h W(D\mathbf{u}, D^2\mathbf{u}) = \frac{1}{2} \left[\frac{\overbrace{\lambda_{\text{macro}} + 2\mu_{\text{macro}}}^{M_{\text{macro}}}}{1 - \frac{2}{f_1} \tanh\left(\frac{f_1}{2} \frac{h}{L_c}\right) \frac{L_c}{h}} \right] h \gamma^2 = \frac{1}{2} M_w h \gamma^2.$$

The plot of the extensional stiffness M_w while varying L_c is shown in Fig. 5.

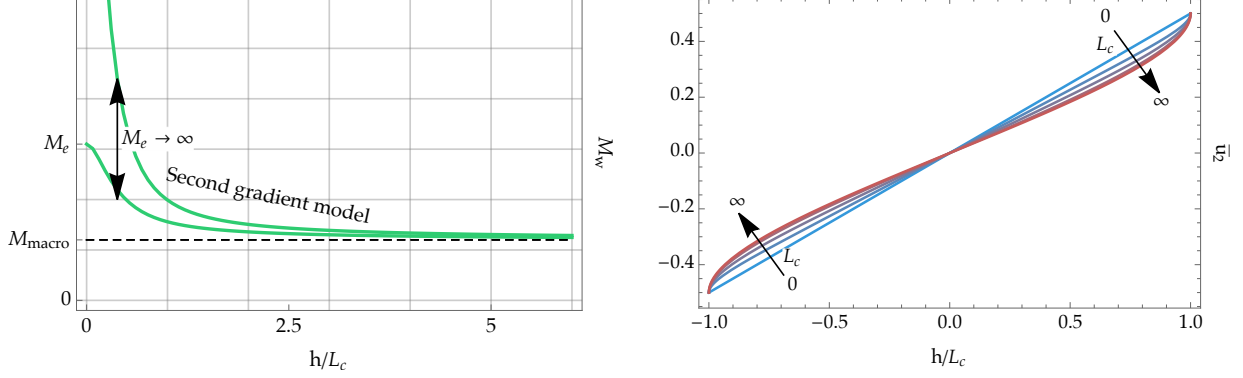


Figure 5: **(Second gradient model)** (left) Extensional stiffness M_w while varying L_c . The stiffness is unbounded as $L_c \rightarrow \infty$ ($h \rightarrow 0$). The values of the parameters used are: $\mu = 1$, $\mu_{\text{macro}} = 1$, $\lambda_{\text{macro}} = 2$, $\tilde{a}_3 = 4$; (right) Displacement profile across the thickness of the dimensionless $\bar{u}_2 = u_2 / (\gamma h)$ for different values of $L_c = \{0, 0.1, 0.2, 0.35, \infty\}$. The values of the other parameters used in order to maximize the non-homogeneous behaviour are $\mu = 1$, $\lambda_{\text{micro}} = 1$, $M_{\text{micro}} = 1$, $\tilde{a}_3 = 2$.

10 Conclusions

Only the second gradient formulation produces an unbounded apparent stiffness as $L_c \rightarrow \infty$ ($h \rightarrow 0$). Otherwise, different bounded limit stiffnesses are observed. The relaxed micromorphic model determines $\bar{M} = \frac{M_e M_{\text{micro}}}{M_e + M_{\text{micro}}}$, which is less than M_{micro} and M_e , while the micro-strain model determines M_e as limit stiffness. The Cosserat model is not able to catch a non-homogeneous solution and provides no size-effect. The different limit stiffnesses for the relaxed micromorphic model versus the full micromorphic and micro-strain model approach respectively, suggest that the meaning of classical experimental tests does not have an unambiguous deformation and micro-deformation solution field anymore, and this is due to the fact that we can have different boundary conditions on the components of the micro-distortion tensor depending on what each model requires to constrain. This allows the existence of different uniaxial extension-like problems and not just one like for a classical Cauchy material.

Acknowledgements. Angela Madeo acknowledges support from the European Commission through the funding of the ERC Consolidator Grant META-LEGO, N° 101001759. Angela Madeo and Gianluca Rizzi acknowledge funding from the French Research Agency ANR, “METASMART” (ANR-17CE08-0006). Angela Madeo and Gianluca Rizzi acknowledge support from IDEXLYON in the framework of the “Programme Investissement d’Avenir” ANR-16-IDEX-0005. Hassam Khan acknowledges the support of the German Academic Exchange Service (DAAD) and the Higher Education Commission of Pakistan (HEC). Ionel Dumitrel Ghiba acknowledges support from a grant of the Romanian Ministry of Research and Innovation, CNCS-UEFISCDI, project number PN-III-PN-III-P1-1.1-TE-2021-0783, within PNCDI III. Patrizio Neff acknowledges support in the framework of the DFG-Priority Programme 2256 “Variational Methods for Predicting Complex Phenomena in Engineering Structures and Materials”, Neff 902/10-1, Project-No. 440935806.

References

- [1] H. Altenbach, W. H. Müller, and B. E. Abali. *Higher Gradient Materials and Related Generalized Continua*. Springer, 2019.
- [2] G. Barbagallo, A. Madeo, M. d’Agostino, R. Abreu, I. Ghiba, and P. Neff. “Transparent anisotropy for the relaxed micromorphic model: macroscopic consistency conditions and long wave length asymptotics”. *International Journal of Solids and Structures* 120 (2017), 7–30.
- [3] E. Cosserat and F. Cosserat. *Théorie des corps déformables*. A. Hermann et fils (reprint 2009), Paris, 1909.
- [4] S. Cowin and J. Nunziato. “Linear elastic materials with voids”. *Journal of Elasticity* 13.2 (1983), 125–147.

- [5] S. De Cicco and L. Nappa. “Torsion and flexure of microstretch elastic circular cylinders”. *International Journal of Engineering Science* 35.6 (1997), 573–583.
- [6] F. Dell’Isola, G. Sciarra, and S. Vidoli. “Generalized Hooke’s law for isotropic second gradient materials”. *Proceedings of the Royal Society A: Mathematical, Physical and Engineering Sciences* 465.2107 (2009), 2177–2196.
- [7] A. C. Eringen. “Mechanics of micromorphic continua”. *Mechanics of generalized continua*. Springer, 1968, 18–35.
- [8] N. Fantuzzi, L. Leonetti, P. Trovalusci, and F. Tornabene. “Some novel numerical applications of Cosserat continua”. *International Journal of Computational Methods* 15.06 (2018), 1850054.
- [9] S. Forest and R. Sievert. “Nonlinear microstrain theories”. *International Journal of Solids and Structures* 43.24 (2006), 7224–7245.
- [10] I. Ghiba, P. Neff, A. Madeo, and I. Münch. “A variant of the linear isotropic indeterminate couple-stress model with symmetric local force-stress, symmetric nonlocal force-stress, symmetric couple-stresses and orthogonal boundary conditions”. *Mathematics and Mechanics of Solids* 22.6 (2017), 1221–1266.
- [11] A. Hadjesfandiari and G. Dargush. “Comparison of theoretical elastic couple stress predictions with physical experiments for pure torsion”. *arXiv preprint arXiv:1605.02556* (2016).
- [12] G. Hütter, U. Mühlich, and M. Kuna. “Micromorphic homogenization of a porous medium: elastic behavior and quasi-brittle damage”. *Continuum Mechanics and Thermodynamics* 27.6 (2015), 1059–1072.
- [13] R. Izadi, M. Tuna, P. Trovalusci, and E. Ghavanloo. “Torsional characteristics of carbon nanotubes: micropolar elasticity models and molecular dynamics simulation”. *Nanomaterials* 11.2 (2021).
- [14] J. Jeong, H. Ramézani, I. Münch, and P. Neff. “A numerical study for linear isotropic Cosserat elasticity with conformally invariant curvature”. *Zeitschrift für Angewandte Mathematik und Mechanik* 89.7 (2009), 552–569.
- [15] N. Kirchner and P. Steinmann. “Mechanics of extended continua: modeling and simulation of elastic microstretch materials”. *Computational Mechanics* 40.4 (2007), 651–666.
- [16] W. Koiter. “Couple stresses in the theory of elasticity: I and II”. *Proc. Kon. Ned. Akad. Wetensch. Ser. B* 67 (1964), 17–44.
- [17] R. Mindlin. “Micro-structure in linear elasticity”. *Archive for Rational Mechanics and Analysis* 16.1 (1964), 51–78.
- [18] P. Neff. “The Cosserat couple modulus for continuous solids is zero viz the linearized Cauchy-stress tensor is symmetric”. *Zeitschrift für Angewandte Mathematik und Mechanik* 86.11 (2006), 892–912.
- [19] P. Neff, I. Ghiba, A. Madeo, and I. Münch. “Correct traction boundary conditions in the indeterminate couple stress model”. *arXiv preprint arXiv:1504.00448* (2015).
- [20] P. Neff, I. Ghiba, A. Madeo, L. Placidi, and G. Rosi. “A unifying perspective: the relaxed linear micromorphic continuum”. *Continuum Mechanics and Thermodynamics* 26.5 (2014), 639–681.
- [21] P. Neff and J. Jeong. “A new paradigm: the linear isotropic Cosserat model with conformally invariant curvature energy”. *Zeitschrift für Angewandte Mathematik und Mechanik* 89.2 (2009), 107–122.
- [22] P. Neff, J. Jeong, I. Münch, and H. Ramezani. “Mean field modeling of isotropic random Cauchy elasticity versus microstretch elasticity”. *Zeitschrift für angewandte Mathematik und Physik* 60.3 (2009), 479–497.
- [23] P. Neff, I. Münch, I. Ghiba, and A. Madeo. “On some fundamental misunderstandings in the indeterminate couple stress model. A comment on recent papers of AR Hadjesfandiari and GF Dargush”. *International Journal of Solids and Structures* 81 (2016), 233–243.
- [24] G. Rizzi, F. Dal Corso, D. Veber, and D. Bigoni. “Identification of second-gradient elastic materials from planar hexagonal lattices. Part I: Analytical derivation of equivalent constitutive tensors”. *International Journal of Solids and Structures* 176 (2019), 1–18.
- [25] G. Rizzi, F. Dal Corso, D. Veber, and D. Bigoni. “Identification of second-gradient elastic materials from planar hexagonal lattices. Part II: Mechanical characteristics and model validation”. *International Journal of Solids and Structures* 176 (2019), 19–35.
- [26] G. Rizzi, G. Hütter, A. Madeo, and P. Neff. “Analytical solutions of the cylindrical bending problem for the relaxed micromorphic continuum and other generalized continua”. (*arXiv:2012.10391*), *Continuum Mechanics and Thermodynamics* (2021), 1–35.
- [27] G. Rizzi, G. Hütter, A. Madeo, and P. Neff. “Analytical solutions of the simple shear problem for micromorphic models and other generalized continua”. *Archive of Applied Mechanics* 20 (2021), 1–18.
- [28] G. Rizzi, G. Hütter, H. Khan, I. D. Ghiba, A. Madeo, and P. Neff. “Analytical solution of the cylindrical torsion problem for the relaxed micromorphic continuum and other generalized continua (including full derivations)”. (*arXiv:2104.11322*) *to appear in Mathematics and Mechanics of Solids* (2021).
- [29] Z. Rueger and R. Lakes. “Strong Cosserat elasticity in a transversely isotropic polymer lattice”. *Physical Review Letters* 120.6 (2018), 065501.
- [30] A. Scalia. “Extension, bending and torsion of anisotropic microstretch elastic cylinders”. *Mathematics and Mechanics of Solids* 5.1 (2000), 31–40.
- [31] M. Shaat. “A reduced micromorphic model for multiscale materials and its applications in wave propagation”. *Composite Structures* 201 (2018), 446–454.
- [32] M. Shaat, E. Ghavanloo, and S. A. Fazlzadeh. “Review on nonlocal continuum mechanics: Physics, material applicability, and mathematics”. *Mechanics of Materials* (2020), 103587.
- [33] N. Shekarchizadeh, B. E. Abali, E. Barchiesi, and A. M. Bersani. “Inverse analysis of metamaterials and parameter determination by means of an automatized optimization problem”. *Zeitschrift für Angewandte Mathematik und Mechanik* (2021).

A The Limit $L_c \rightarrow \infty$ for the relaxed micromorphic model

The limit of the energy, eq.(11), for $L_c \rightarrow \infty$, requires that $\|\text{Curl } \mathbf{P}\| = 0$, which implies that $\mathbf{P} = \mathbf{D}\boldsymbol{\zeta}$, for some $\boldsymbol{\zeta} : \Omega \rightarrow \mathbb{R}^3$. The energy eq.(11) now becomes

$$W(\mathbf{Du}, \mathbf{D}\boldsymbol{\zeta}) = \mu_e \|\text{sym}(\mathbf{Du} - \mathbf{D}\boldsymbol{\zeta})\|^2 + \frac{\lambda_e}{2} \text{tr}^2(\mathbf{Du} - \mathbf{P}) + \mu_{\text{micro}} \|\text{sym } \mathbf{D}\boldsymbol{\zeta}\|^2 + \frac{\lambda_{\text{micro}}}{2} \text{tr}^2(\mathbf{D}\boldsymbol{\zeta}), \quad (65)$$

and that eq.(13) turns into

$$\begin{aligned} \overbrace{\text{Div} [2\mu_e \text{sym} (\mathbf{D}\mathbf{u} - \mathbf{D}\boldsymbol{\zeta}) + \lambda_e \text{tr} (\mathbf{D}\mathbf{u} - \mathbf{D}\boldsymbol{\zeta}) \mathbf{1}]}^{\tilde{\boldsymbol{\sigma}} :=} &= \mathbf{0}, \\ \tilde{\boldsymbol{\sigma}} - 2\mu_{\text{micro}} \text{sym} \mathbf{D}\boldsymbol{\zeta} - \lambda_{\text{micro}} \text{tr} (\mathbf{D}\boldsymbol{\zeta}) \mathbf{1} &= \mathbf{0}, \end{aligned} \quad (66)$$

with consistent coupling boundary condition $\mathbf{D}\mathbf{u} \cdot \boldsymbol{\tau} = \mathbf{D}\boldsymbol{\zeta} \cdot \boldsymbol{\tau}$. Given eq. (66)₁, eq. (66)₂ reduces to be

$$\text{Div} [2\mu_{\text{micro}} \text{sym} \mathbf{D}\boldsymbol{\zeta} + \lambda_{\text{micro}} \text{tr} (\mathbf{D}\boldsymbol{\zeta}) \mathbf{1}] = \mathbf{0}, \quad (67)$$

which, for the uniaxial extension problem with boundary condition $u_2 (x_2 = \pm h/2) = \pm \gamma h/2$, is equivalent to

$$\mathbf{D}\boldsymbol{\zeta} = \begin{pmatrix} 0 & 0 & 0 \\ 0 & a & 0 \\ 0 & 0 & 0 \end{pmatrix}, \quad \mathbf{D}\mathbf{u} = \begin{pmatrix} 0 & \gamma & 0 \\ 0 & 0 & 0 \\ 0 & 0 & 0 \end{pmatrix}, \quad (68)$$

where a is an arbitrary constant. This solution to eqs.(66) is therefore **not** unique. Inserting $\mathbf{D}\mathbf{u}$ and $\mathbf{D}\boldsymbol{\zeta}$ from eq.(68) in eq.(65), the following energy expression is recovered

$$I(a) = \frac{1}{2} (2a^2 M_{\text{micro}} + 2M_e(a - \gamma)^2), \quad (69)$$

which has to be minimized with respect to a in order to remove the non-uniqueness of the equilibrium system eqs.(66), which means that the following relation

$$\frac{\partial}{\partial a} (a^2 M_{\text{micro}} + M_e(a - \gamma)^2) = 2a(M_e + M_{\text{micro}}) - 2\gamma M_e = 0 \quad (70)$$

has to be satisfied. The solution of eq.(70) is $a_{\min} = \frac{M_e}{M_e + M_{\text{micro}}} \gamma$. Finally it is possible to substitute a_{\min} into eq.(68) obtaining

$$\mathbf{D}\boldsymbol{\zeta} = \begin{pmatrix} 0 & 0 & 0 \\ 0 & \frac{M_e}{M_e + M_{\text{micro}}} \gamma & 0 \\ 0 & 0 & 0 \end{pmatrix}, \quad \mathbf{D}\mathbf{u} = \begin{pmatrix} 0 & \gamma & 0 \\ 0 & 0 & 0 \\ 0 & 0 & 0 \end{pmatrix}. \quad (71)$$

The solution eq.(71) satisfy the equilibrium equations, the boundary conditions, and the minimum energy requirement. The expression of the energy now become

$$W(\gamma) = \int_{-h/2}^{h/2} W(\mathbf{D}\mathbf{u}, \mathbf{D}\boldsymbol{\zeta}) = \frac{1}{2} \frac{M_e M_{\text{micro}}}{M_e + M_{\text{micro}}} h \gamma^2 = \frac{1}{2} \overline{M} h \gamma^2, \quad (72)$$

with $\overline{M} = \frac{M_e M_{\text{micro}}}{M_e + M_{\text{micro}}}$ the extensional stiffness for the relaxed micromorphic when $L_c \rightarrow \infty$.