

GEOMETRIC RIGIDITY IN VARIABLE DOMAINS AND DERIVATION OF LINEARIZED MODELS FOR ELASTIC MATERIALS WITH FREE SURFACES

MANUEL FRIEDRICH, LEONARD KREUTZ, AND KONSTANTINOS ZEMAS

ABSTRACT. We present a quantitative geometric rigidity estimate in dimensions $d = 2, 3$ generalizing the celebrated result by FRIESECKE, JAMES, AND MÜLLER [49] to the setting of variable domains. Loosely speaking, we show that for each $y \in H^1(U; \mathbb{R}^d)$ and for each connected component of a smooth open, bounded set $U \subset \mathbb{R}^d$, the L^2 -distance of ∇y from a single rotation can be controlled up to a constant by its L^2 -distance from the group $SO(d)$, with the constant not depending on the precise shape of U , but only on an integral curvature functional related to ∂U . We further show that for linear strains the estimate can be refined, leading to a uniform control independent of the set U . The estimate can be used to establish compactness in the space of generalized special functions of bounded deformation ($GSBD^2$) for sequences of displacements related to deformations with uniformly bounded elastic energy. As an application, we rigorously derive linearized models for nonlinearly elastic materials with free surfaces by means of Γ -convergence. In particular, we study energies related to epitaxially strained crystalline films and to the formation of material voids inside elastically stressed solids.

1. INTRODUCTION

Rigidity estimates have a long history dating back to LIOUVILLE's fundamental result which states that smooth mappings are necessarily affine if their gradient is a rotation everywhere. After various generalizations of this classical theorem over the last decades [58, 60, 77], a fundamental breakthrough was achieved by FRIESECKE, JAMES, AND MÜLLER [49] with their celebrated quantitative geometric rigidity result in nonlinear elasticity theory. In its basic form, the estimate states that, in any dimension, for a mapping $y \in H^1(\Omega; \mathbb{R}^d)$ there exists a corresponding rotation $R \in SO(d)$ such that

$$\int_{\Omega} |\nabla y - R|^2 dx \leq C \int_{\Omega} \text{dist}^2(\nabla y, SO(d)) dx \quad (1.1)$$

for a constant $C > 0$ only depending on the (sufficiently regular) domain Ω . This result is fundamental in the analysis of variational models in nonlinear elasticity, as it provides compactness for sequences of deformations and corresponding displacements with uniformly bounded elastic energy in a sharp quantitative fashion. In fact, it has proved to be the cornerstone for rigorous derivations of lower dimensional theories for plates, shells, and rods in various scaling regimes [48, 49, 50, 64, 70, 71], and for providing relations between geometrically nonlinear and linear models in elasticity [30]. The estimate (1.1) was generalized in various directions to analyze variational models for materials with elastic and plastic behavior. Among others, we mention results for mixed growth conditions [22], incompatible fields [24, 62, 72], and settings involving multiple energy wells [20, 21, 25, 31, 34, 57, 65].

Background and motivation: In this paper, we are interested in rigidity estimates for nonlinearly elastic energies involving free surfaces. Our motivation lies in studying models in the

2010 *Mathematics Subject Classification.* 26A45, 49J45, 49Q20, 70G75, 74G65.

Key words and phrases. Geometric rigidity estimates, curvature regularization, Willmore energy, free discontinuity problems, Γ -convergence, functions of bounded deformation, epitaxial growth, material voids.

framework of *stress driven rearrangement instabilities* (SDRI), i.e., morphological instabilities of interfaces between elastic phases generated by the competition between elastic bulk and surface energies, including many different phenomena such as brittle fracture, formation of material voids inside elastically stressed solids, or hetero-epitaxial growth of elastic thin films. We refer to [8, 51, 52, 53, 59, 85, 87] for an overview of some mathematical and physical literature. From a variational viewpoint, the common feature of functionals describing SDRI is the presence of both stored elastic energies in the bulk and surface energies. This can be formulated in the language of *free discontinuity problems* [33], where the set of discontinuities is not preassigned, but determined from an energy minimization principle.

In this context, a major challenge in obtaining rigidity results lies in the fact that the functional setting goes beyond Sobolev spaces and requires functions allowing for jump discontinuities, more precisely *(special) functions of bounded variation* (SBV), see [4, Section 4], or *(special) functions of bounded deformation* (SBD), see [2, 29]. Moreover, the formulation is genuinely more involved compared to (1.1), as the domain may be disconnected by the jump set into various components, and therefore at most *piecewise rigidity* results can be expected, i.e., on each connected component of the domain without the jump set the deformation is close to a possibly different rigid motion.

The last years have witnessed a tremendous progress for rigidity results in the linearly elastic setting [13, 14, 15, 23, 41, 42], generalizing suitably the classical Korn's inequality to *SBD*, and controlling also the surface contributions of the energy. The situation in the geometrically nonlinear setting, however, is by far less well understood. A first key step in this direction was achieved by CHAMBOLE, GIACOMINI, AND PONSIGLIONE [18] showing a Liouville-type result for brittle materials storing no elastic energy. To the best of our knowledge, to date counterparts of the quantitative estimate (1.1) are limited to dimension two [46] or, in general dimensions, to a model for *nonsimple materials* [44] where the elastic energy depends additionally on the second gradient of the deformation, cf. [84]. The latter results have been employed successfully to identify linearized models in the small-strain limit [43, 44], and to perform dimension reduction [82].

In this paper, we prove a novel *quantitative geometric rigidity result for variable domains* in dimensions $d = 2, 3$, see Theorem 2.1. While our proof strategy in principle allows to establish the result also in higher dimensions, there is a single missing point, namely a specific geometric estimate of possible independent interest, see Remark 2.21. In the physically relevant dimensions $d = 2, 3$, we believe that our result may be applicable in a variety of different contexts, in particular to study problems on dimension reduction. In the present paper, as a first application, we employ the estimate to rigorously derive linearized models for elastic materials with free surfaces.

The rigidity estimate: Loosely speaking, given a fixed open, bounded set $\Omega \subset \mathbb{R}^d$, $d = 2, 3$, our main result states the following: for every regular open set $E \subset \Omega$, we can find a *thickened set* $E \subset E^* \subset \Omega$ such that

$$(i) \quad \mathcal{L}^d(E^* \setminus E) \ll 1, \quad (ii) \quad |\mathcal{H}^{d-1}(\partial E^* \cap \Omega) - \mathcal{H}^{d-1}(\partial E \cap \Omega)| \ll 1, \quad (1.2)$$

where \mathcal{L}^d and \mathcal{H}^{d-1} denote the d -dimensional Lebesgue and $(d-1)$ -dimensional Hausdorff measure, respectively, and for each $y \in H^1(\Omega \setminus \overline{E}; \mathbb{R}^d)$ with *elastic energy* $\varepsilon := \int_{\Omega \setminus \overline{E}} \text{dist}^2(\nabla y, SO(d)) \, dx$ there exists a proper rotation $R \in SO(d)$ such that

$$(i) \quad \int_{\Omega \setminus \overline{E^*}} |\text{sym}(R^T \nabla y) - \text{Id}|^2 \, dx \leq C(1 + C_{\partial E}^{\text{curv}} \varepsilon), \quad (1.3)$$

$$(ii) \quad \int_{\Omega \setminus \overline{E^*}} |\nabla y - R|^2 \, dx \leq C_{\partial E}^{\text{curv}} \varepsilon,$$

where $\text{sym}(F) := \frac{1}{2}(F + F^T)$ for $F \in \mathbb{R}^{d \times d}$, $\text{Id} \in \mathbb{R}^{d \times d}$ denotes the identity matrix and $C > 0$ is a constant depending on Ω but not on E . Eventually, $C_{\partial E}^{\text{curv}} > 0$ is a constant depending on a

suitable integral curvature functional of ∂E and can possibly become large as the curvature of ∂E becomes large. More precisely, if $\Omega \setminus \overline{E^*}$ consists of different connected components, the rotation R may be different for each connected component, cf. also the piecewise estimate [18, Theorem 1.1].

Here, the role played by the unknown (i.e., variable) set E depends on the application, e.g., it may model material voids inside an elastic material with reference domain Ω . As E is regular, an estimate of the form (1.3) would in general follow directly from (1.1) for a *constant depending on E* . We therefore emphasize that the essential point of our estimate is that the constant C is *independent of E* and $C_{\partial E}^{\text{curv}}$ does not depend on the precise shape of E , but only on

$$\int_{\partial E \cap \Omega} |\mathbf{A}|^q d\mathcal{H}^{d-1} \quad (1.4)$$

for some fixed $q \geq d - 1$, where \mathbf{A} denotes the second fundamental form of ∂E . (The choice $q \geq d - 1$ is essential for the proof, see Lemma 2.11 and Example 2.12.)

Given a uniform control on the above curvature term, (1.3)(ii) yields the exact counterpart of the estimate (1.1), generalized to the setting of variable domains. Moreover, (1.3)(i), say for simplicity for $R = \text{Id}$, shows that the L^2 -norm of the symmetrized gradient can be controlled by the nonlinear elastic energy independently of $C_{\partial E}^{\text{curv}}$, provided that ε is small compared to the inverse of $C_{\partial E}^{\text{curv}}$. The latter property will allow us to obtain a uniform control on linear strains $e(u) := \frac{1}{2}(\nabla u + \nabla u^T)$ for displacements $u = y - \text{id}$, where id denotes the identity mapping. This naturally leads to effective descriptions in the realm of *SBD* functions [29], for which only symmetrized gradients are controlled.

Proof strategy and discussion: The core of the proof consists in a geometric construction to modify the set E , along with the proof strategy for (1.1) devised in [49]. More specifically, we find a thickened set $E^* \supset E$ consisting essentially of a union of cubes of a specific sidelength $\rho > 0$, which depends only on the size of the curvature term in (1.4). As already observed in [49], the rigidity constant of $\Omega \setminus \overline{E^*}$ only depends on Ω and ρ , which implies (1.3)(ii). To derive (1.3)(i), we use (1.3)(ii) and the fact that the tangent space of the smooth manifold $SO(d)$ at the identity matrix is given by the linear space of all skew-symmetric matrices, which in particular implies that

$$|(F^T + F)/2 - \text{Id}| = \text{dist}(F, SO(d)) + O(|F - \text{Id}|^2).$$

Here, as in [49] we also reduce the problem to harmonic mappings in order to control higher order terms through an $L^2 - L^\infty$ estimate obtained by the mean value property. After controlling the symmetric part of the gradient, the last step in the proof of (1.1) in [49] consists in applying Korn's inequality to obtain (1.1). This, however, is not possible in our setting as the constant in Korn's inequality again depends on the shape of the domain $\Omega \setminus \overline{E^*}$ which would only give back an estimate of the form (1.3)(ii). In conclusion, even in the regime where the elastic energy is sufficiently small with respect to the curvature energy term in (1.4), uniform bounds independent of E can only be obtained for symmetrized gradients but not for full gradients. Simple examples show that estimate (1.3)(ii) is indeed sharp, see Example 2.7.

Whereas (1.3) can be derived by adapting the original strategy devised in [49], the real novelty of our work lies in the construction of the *thickened set* $E^* \supset E$. In the application to variational models for SDRI presented below, estimate (1.2) is essential to ensure that the thickening of the set does not affect asymptotically E in volume and surface measure. In a first auxiliary step, in order to ensure that $\Omega \setminus \overline{E^*}$ is essentially a union of cubes with equal sidelength, we tessellate \mathbb{R}^d with cubes of sidelength $\rho > 0$ and add to E all cubes intersecting ∂E , the so-called *boundary cubes*. In order to verify (1.2)(i), one needs to control the number of boundary cubes. This is highly nontrivial as the boundary ∂E might become extremely complex, exhibiting *thin spikes* or microscopically small components with small surface measure on different length scales, see Figure 1. The key ingredient is Lemma 2.11 which, in rough terms, states that for a specific choice

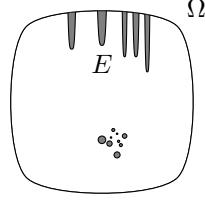


Figure 1. A possible void set E , depicted in gray, that contains thin spikes or small components that may prevent rigidity for deformations defined on the set $\Omega \setminus \overline{E}$.

of the sidelength ρ , in each boundary cube Q_ρ we get that $\mathcal{H}^{d-1}(\partial E \cap Q_\rho)$ or $\int_{\partial E \cap Q_\rho} |\mathbf{A}|^q d\mathcal{H}^{d-1}$ is at least of order ρ^{d-1} .

Loosely speaking, this means that spikes or microscopic components of ∂E accumulating on scales smaller than ρ induce too high curvature energy, and can therefore be excluded. Let us emphasize here that establishing the higher dimensional version of the last assertion for closed hypersurfaces is exactly the missing ingredient to generalize our result to any space dimension.

Subsequently, the construction of E^* needs to be refined in order to satisfy also (1.2)(ii). To this end, we use the property that under a specific area and curvature bound in a boundary cube Q_ρ , the surface $\partial E \cap Q_\rho$ inside a smaller cube is essentially a finite union of graphs of Lipschitz functions with appropriate a priori estimates. Based on this, a direct geometric construction can be performed to thicken the sets. Whereas this local graphical approximation of ∂E is elementary in dimension $d = 2$ (see Lemma 2.14), in dimension $d = 3$ and for $q = 2$, it is a deep ε -regularity result in geometric analysis due to SIMON [86], see Lemma 2.15 and also Remark 2.21.

We note that the passage to a thickened set E^* is not due to our specific proof strategy, but is indeed necessary for a uniform rigidity estimate. Simple examples, where $\Omega \setminus \overline{E}$ is connected but only through a *thin tunnel*, show that (1.1) (with a uniform constant) can be violated for deformations concentrating elastic energy in the tunnel, see Example 2.6.

Our result appears to address an immediate situation between the result in the Sobolev setting [49] and the abovementioned results [13, 18, 42, 46] in the function spaces SBV and SBD , where additional difficulties are present due to the lack of regularity of deformations. Indeed, in our setting deformations are still Sobolev, yet defined on sets with free boundary. By approximation results in SBV and SBD [16, 26] however, jump sets can be regularized and can be covered by regular sets E . In this sense, our estimate is in spirit closer to results in SBV and SBD , and along the proof we encounter many intricacies present in these function spaces concerning the topology and geometry of jump sets.

As a final comment on the rigidity result, let us emphasize that the idea of deriving uniform estimates for variable domains under certain assumptions on the sets E (or assumptions on the geometry of the jump set) is not new but has been used in a variety of free discontinuity problems, see e.g. [63, 73, 78]. These models, however, are based on considering very specific classes of discontinuity sets with certain geometric features such as well-separateness. Our approach instead, readily relies on a curvature control of the form (1.4) which can be implemented easily in a variational model. Indeed, curvature regularizations are widely used in the mathematical and physical literature of SDRI models, including the description of (the evolution of) elastically stressed thin films or material voids, see [5, 12, 35, 39, 40, 54, 55, 75, 76, 85].

Applications to linearization of variational SDRI models: We employ the rigidity result to derive a rigorous connection between models for hyperelastic materials in nonlinear (finite) elasticity and their linear (infinitesimal) counterparts. Although being a classical topic in elasticity theory, this relation has been derived rigorously via Γ -convergence [9, 28] only comparatively

recently by DAL MASO, NEGRI, AND PERCIVALE [30]. The authors performed a nonlinear-to-linear analysis in terms of suitably rescaled displacement fields and proved the convergence of minimizers for corresponding boundary value problems. Their study has been extended into various directions, ranging from models for incompressible materials [47, 67], from atomistic models [11, 81], to multiwell energies [1, 80], plasticity [68], viscoelasticity [45], or fracture [43, 44]. In all of these results, the rigidity estimate (1.1) or one of its variants plays a key role in establishing compactness.

Despite the huge body of literature on variational SDRI models, in particular on epitaxially strained elastic thin films (see e.g. [7, 6, 19, 27, 32, 38]) and material voids [10, 27, 37, 79], results on rigorous relations between nonlinear and linear theories are scarce. To the best of our knowledge, the only available result is the recent work [61] on two-dimensional elastic thin films. In this setting, one can resort to the Hausdorff topology for sets, which in turn allows to apply the rigidity estimate (1.1). Yet, the situation in higher dimensions and in the case of a possibly unbounded number of surface components (as in the case of material voids) is much more intricate, and a more general rigidity result of the form (1.3) is indispensable.

We consider functionals defined on pairs of function-set featuring nonlinear elastic bulk and surface contributions of the form

$$F_\delta(y, E) := \frac{1}{\delta^2} \int_{\Omega \setminus \overline{E}} W(\nabla y) \, dx + \int_{\partial E \cap \Omega} \varphi(\nu_E) \, d\mathcal{H}^{d-1} + \gamma_\delta \int_{\partial E \cap \Omega} |\mathbf{A}|^q \, d\mathcal{H}^{d-1},$$

where $E \subset \Omega$ is open and regular, $q \geq d-1$, $y \in H^1(\Omega \setminus \overline{E}; \mathbb{R}^d)$, and $\gamma_\delta \rightarrow 0$ as $\delta \rightarrow 0$. The first part of the functional represents the elastic energy, where W is a frame-indifferent stored energy density and $\delta > 0$ represents the scaling of the strain. The surface energy consists of a perimeter term depending on a (possibly anisotropic) density φ evaluated at the outer unit normal ν_E to ∂E , and a curvature regularization term. In the case $d = 3$, $q = 2$, we will also discuss variants where $|\mathbf{A}|^2$ is replaced by a mean curvature regularization corresponding to the *Willmore energy*. The setting is complemented with prescribed Dirichlet boundary conditions which induce a stress in the solid.

This energy and its relaxation were studied in [10, 19] without the curvature regularization term, where, depending on the application, E describes material voids in elastically stressed solids or the complement of an elastic thin film. In this paper, we are interested in deriving an effective description in the small-strain limit $\delta \rightarrow 0$, in terms of displacement fields $u = \frac{1}{\delta}(y - \text{id})$. We prove that the Γ -limit of the functionals $(F_\delta)_{\delta > 0}$ is of the form

$$\mathcal{F}_0(u, E) := \frac{1}{2} \int_{\Omega \setminus E} \mathcal{Q}(e(u)) \, dx + \int_{\partial^* E \cap \Omega} \varphi(\nu_E) \, d\mathcal{H}^{d-1} + \int_{J_u \setminus \partial^* E} 2\varphi(\nu_u) \, d\mathcal{H}^{d-1},$$

i.e., coincides with the relaxation of the models studied in [27]. Here, the map u lies in $GSBD^2(\Omega)$ (see Appendix A.4), where $e(u)$ denotes the approximate symmetrized gradient and J_u is the jump set with corresponding measure-theoretical unit normal ν_u . Moreover, E is a set of finite perimeter with essential boundary $\partial^* E$ and outward pointing measure-theoretical unit normal ν_E . The elastic energy depends on the linear strain $e(u)$ in terms of the quadratic form $\mathcal{Q} = D^2 W(\text{Id})$. Besides the linearization of the elastic term, a further relaxation occurs in the surface energy: parts of the set E may collapse into a discontinuity J_u of the displacement u , and are counted twice in the energy. Eventually, our assumption $\gamma_\delta \rightarrow 0$ as $\delta \rightarrow 0$ implies that the curvature regularization of the nonlinear energy does not affect the linearized limit.

Organization of the paper and notation: The paper is organized as follows: Section 2 is devoted to the rigidity estimate. We give an exact statement of our result along with several extensions in Subsection 2.1. The proof is contained in Subsections 2.2–2.5. In Section 3 we present our applications to the linearization of SDRI models. Subsections 3.1–3.2 address the case of material voids in elastically stressed solids and epitaxially strained thin films, respectively. The

proofs are given in Subsections 3.3–3.4. Finally, in Appendix A we prove some elementary lemmata used in the proofs of our main results, and collect basic properties of the space $GSBD^2$.

We close the Introduction with some basic notation. Given $\Omega \subset \mathbb{R}^d$ open, $d = 2, 3$, we denote by $\mathfrak{M}(\Omega)$ the measurable subsets of Ω . By $\mathcal{A}_{\text{reg}}(\Omega)$ we indicate the open subsets $E \subset \Omega$ such that $\partial E \cap \Omega$ is a $(d - 1)$ -dimensional C^2 -submanifold of \mathbb{R}^d . Manifolds and functions of C^2 -regularity will be called *regular* in the following. Given $A \in \mathfrak{M}(\Omega)$, we denote by $\text{int}(A)$ its interior and by $A^c = \mathbb{R}^d \setminus A$ its complement. The diameter of A is denoted by $\text{diam}(A)$. Moreover, for $r > 0$ we let

$$(A)_r := \{x \in \mathbb{R}^d : \text{dist}(x, A) < r\}. \quad (1.5)$$

Given $A, B \in \mathfrak{M}(\Omega)$, we write $A \subset\subset B$ if $\overline{A} \subset B$. The Hausdorff distance of A and B is denoted by $\text{dist}_{\mathcal{H}}(A, B)$ and we write $A \triangle B = (A \setminus B) \cup (B \setminus A)$ for the symmetric difference. By id we denote the identity mapping on \mathbb{R}^d and by $\text{Id} \in \mathbb{R}^{d \times d}$ the identity matrix. For each $F \in \mathbb{R}^{d \times d}$ we let $\text{sym}(F) = \frac{1}{2}(F + F^T)$, and we define $SO(d) := \{F \in \mathbb{R}^{d \times d} : F^T F = \text{Id}, \det F = 1\}$. Moreover, we denote by $\mathbb{R}_{\text{sym}}^{d \times d}$ and $\mathbb{R}_{\text{skew}}^{d \times d}$ the set of symmetric and skew-symmetric matrices, respectively. We further write $\mathbb{S}^{d-1} = \{\nu \in \mathbb{R}^d : |\nu| = 1\}$.

By $Q_r(x)$ we denote the half open cube $Q_r(x) := x + r[-\frac{1}{2}, \frac{1}{2})^d$ of sidelength $r > 0$ centered at $x \in \mathbb{R}^d$. We introduce a tessellation of \mathbb{R}^d by

$$\mathcal{Q}_r := \{Q_r(x) : x \in r\mathbb{Z}^d\}. \quad (1.6)$$

In the following, we often omit the center (x) and simply write $Q_r \in \mathcal{Q}_r$ if no confusion arises. In a similar fashion, by $Q_{\mu r}$ we indicate the cube with the same center, but sidelength μr for $\mu > 0$. We will use the following elementary fact several times: for each $Q_r \in \mathcal{Q}_r$ and each $k \in \mathbb{N}$ it holds that

$$\#\{Q'_r \in \mathcal{Q}_r : Q_{kr} \cap Q'_r \neq \emptyset\} \leq (2k - 1)^d, \quad (1.7)$$

where $\#$ indicates the cardinality of a set. Finally, by $B_\rho \subset \mathbb{R}^d$ we denote the open ball with radius ρ centered in 0.

2. A GEOMETRIC RIGIDITY RESULT IN VARIABLE DOMAINS

In this section we present a geometric rigidity result generalizing the celebrated result in [49, Theorem 3.1] to the setting of variable domains with C^2 -boundary. Here, with *variable domains* we intend sets of the form $\Omega \setminus \overline{E}$, where $\Omega \subset \mathbb{R}^d$, $d = 2, 3$, is a fixed bounded, open set and $E \in \mathcal{A}_{\text{reg}}(\Omega)$ is arbitrary. The main feature of the result lies in the fact that the rigidity constant is *independent* of the choice of E , provided that a certain curvature regularization for ∂E is assumed. In Subsection 2.1 we state our main result and present the proof in Subsections 2.2–2.5.

2.1. Statement of the rigidity result. Given $E \in \mathcal{A}_{\text{reg}}(\Omega)$, we denote by \mathbf{A} the second fundamental form of ∂E . In particular, for $d = 3$, we have $|\mathbf{A}| = \sqrt{\kappa_1^2 + \kappa_2^2}$, where κ_1 and κ_2 are the principal curvatures of ∂E . For $d = 2$, we simply have $|\mathbf{A}| = \kappa$, where κ denotes the curvature of the boundary, which is one-dimensional in this case. Given $q \in [d - 1, +\infty)$ and $\gamma \in (0, 1)$, we will assume a curvature regularization for ∂E of the form $\gamma \int_{\partial E \cap \Omega} |\mathbf{A}|^q d\mathcal{H}^{d-1}$. Given also a norm φ on \mathbb{R}^d , we introduce the *surface energy*, consisting of a perimeter term with respect to φ and the curvature regularization, by

$$\mathcal{F}_{\text{surf}}^{\varphi, \gamma, q}(E) := \int_{\partial E \cap \Omega} \varphi(\nu_E) d\mathcal{H}^{d-1} + \gamma \int_{\partial E \cap \Omega} |\mathbf{A}|^q d\mathcal{H}^{d-1}, \quad (2.1)$$

where ν_E denotes the unit outer normal to ∂E . We now formulate the main result of this paper.

Theorem 2.1 (Geometric rigidity in variable domains). *Let $d = 2, 3$, $q \in [d - 1, +\infty)$, $\gamma \in (0, 1)$, and φ be a norm on \mathbb{R}^d . Let $\Omega \subset \mathbb{R}^d$ be open and bounded and let $\tilde{\Omega} \subset\subset \Omega$ be an open subset. Then, there exist constants $C_0 = C_0(\Omega, \varphi) > 0$, $\eta_0 = \eta_0(\Omega, \tilde{\Omega}, \varphi) \in (0, 1)$ and for each $\eta \in (0, \eta_0]$ there exists $C_\eta = C_\eta(\eta, \tilde{\Omega}, \Omega) > 0$ such that the following holds:
For every $E \in \mathcal{A}_{\text{reg}}(\Omega)$ there exists an open set $E_{\eta, \gamma}$ such that $E \subset E_{\eta, \gamma} \subset \Omega$, $\partial E_{\eta, \gamma} \cap \Omega$ is a union of finitely many regular hypersurfaces, and*

$$\begin{aligned} \text{(i)} \quad & \mathcal{L}^d(E_{\eta, \gamma} \setminus E) \leq \eta \gamma^{1/q} \mathcal{F}_{\text{surf}}^{\varphi, \gamma, q}(E), \quad \text{dist}_{\mathcal{H}}(E, E_{\eta, \gamma}) \leq \eta \gamma^{1/q}, \\ \text{(ii)} \quad & \int_{\partial E_{\eta, \gamma} \cap \Omega} \varphi(\nu_{E_{\eta, \gamma}}) d\mathcal{H}^{d-1} \leq (1 + C_0 \eta) \mathcal{F}_{\text{surf}}^{\varphi, \gamma, q}(E), \end{aligned} \quad (2.2)$$

such that for the connected components $(\tilde{\Omega}_j^{\eta, \gamma})_j$ of $\tilde{\Omega} \setminus \overline{E_{\eta, \gamma}}$ and for every $y \in H^1(\Omega \setminus \overline{E}; \mathbb{R}^d)$ there exist corresponding rotations $(R_j^{\eta, \gamma})_j \subset SO(d)$ such that

$$\begin{aligned} \text{(i)} \quad & \sum_j \int_{\tilde{\Omega}_j^{\eta, \gamma}} |\text{sym}((R_j^{\eta, \gamma})^T \nabla y - \text{Id})|^2 dx \leq C_0 (1 + C_\eta \varepsilon \gamma^{-5d/q}) \int_{\Omega \setminus \overline{E}} \text{dist}^2(\nabla y, SO(d)) dx, \\ \text{(ii)} \quad & \sum_j \int_{\tilde{\Omega}_j^{\eta, \gamma}} |(R_j^{\eta, \gamma})^T \nabla y - \text{Id}|^2 dx \leq C_\eta \gamma^{-2d/q} \int_{\Omega \setminus \overline{E}} \text{dist}^2(\nabla y, SO(d)) dx, \end{aligned} \quad (2.3)$$

where for brevity $\varepsilon := \int_{\Omega \setminus \overline{E}} \text{dist}^2(\nabla y(x), SO(d)) dx$.

We note that Theorem 2.1, in particular (2.3), provides a *piecewise geometric rigidity* result in the spirit of [18, 42, 46]. In fact, global rigidity may fail if the domain Ω is disconnected by E into several parts on each of which y is close to a different rigid motion. A separation of the domain into the sets $(\tilde{\Omega}_j^{\eta, \gamma})_j$ might still be necessary *even if $\Omega \setminus \overline{E}$ is connected*. In fact, this is indispensable if the domain is connected only through a *thin tunnel*, as explained in Example 2.6. Such phenomena are accounted for in our result by defining the components $(\tilde{\Omega}_j^{\eta, \gamma})_j$ with respect to an appropriate *thickened set* $E_{\eta, \gamma}$ containing E . Note that (2.2)(i) ensures that we obtain a rigidity result outside of the *small set* $E_{\eta, \gamma} \setminus E$, which vanishes for $\gamma \rightarrow 0$. In addition, (2.2)(ii) provides a sharp control on the (anisotropic) perimeter of $E_{\eta, \gamma}$ as $\eta, \gamma \rightarrow 0$, which will be essential for our applications to models involving surface energies, see Section 3.

When comparing our result to [49], the constant in (2.3) depends on the small parameter η and the curvature regularization parameter γ , with $C_\eta \rightarrow +\infty$ as $\eta \rightarrow 0$. We emphasize, however, that for configurations with gradient close to the set of rotations, in the sense of

$$\int_{\Omega \setminus \overline{E}} \text{dist}^2(\nabla y, SO(d)) dx \leq C_\eta^{-1} \gamma^{5d/q}, \quad (2.4)$$

we obtain a uniform control on symmetrized gradients, see (2.3)(i). (The subspace $\mathbb{R}_{\text{sym}}^{d \times d}$ corresponds to the orthogonal space to $SO(d)$ at the identity matrix. Since different rotations appear in our statement, $\mathbb{R}_{\text{sym}}^{d \times d}$ has to be replaced accordingly.) In our applications, this uniform control will be essential to obtain compactness for rescaled displacement fields, see (3.2) and Propositions 3.1 and 3.5 below. Eventually, (2.3)(ii) is needed to control higher order terms in the passage to linearized elastic energies, see Lemma 3.10. Note that even under the assumption (2.4), a uniform control on the gradients independently of the set E cannot be expected, as in Example 2.7 we show that the estimate is actually sharp. This is related to the fact that the constant in Korn's inequality (see e.g. [74]) is not uniform for variable domains $\Omega \setminus \overline{E}$. In the proof, we will first establish (2.3)(ii) and then derive (2.3)(i) from (2.3)(ii).

We also emphasize that the choice $q \geq d - 1$ for the curvature regularization is essential for the proof, see Lemma 2.11 and Example 2.12. We proceed with several slightly modified versions of the statement which will be convenient for our applications.

Corollary 2.2 (Version with Dirichlet conditions). *Suppose that $\Omega = U \cup U_D$ for two bounded sets $U, U_D \subset \mathbb{R}^d$ with Lipschitz boundary. Then, for every $E \in \mathcal{A}_{\text{reg}}(\Omega)$ and every $y \in H^1(\Omega \setminus \overline{E}; \mathbb{R}^d)$ with $y = \text{id}$ on U_D , the statement of Theorem 2.1 holds with the additional property that:*

$$\text{if for some } j \text{ it holds that : } \mathcal{L}^d(\tilde{\Omega}_j^{\eta, \gamma} \cap U_D) > 0, \text{ then we can take } R_j^{\eta, \gamma} = \text{Id},$$

where the constant C_η additionally depends on U_D .

In the applications, Dirichlet conditions will indeed be imposed on a set of positive \mathcal{L}^d -measure, as it is customary in free discontinuity problems.

Corollary 2.3 (Version for graphs). *Consider $\Omega = \omega \times (-1, M + 1)$ for some open and bounded $\omega \subset \mathbb{R}^{d-1}$ and $M > 0$. Suppose that $E = \{(x', x_d) \in \Omega : x' \in \omega, x_d > h(x')\}$ for a regular function $h : \omega \rightarrow [0, M]$, i.e., $\partial E \cap \Omega$ is the graph of the function h . Then, in Theorem 2.1 we find another set $E'_{\eta, \gamma} \supset E_{\eta, \gamma}$, which is the supergraph of a smooth function $h_{\eta, \gamma} : \omega \rightarrow [0, M]$ with $h_{\eta, \gamma} \leq h$, i.e., we have $E'_{\eta, \gamma} = \{(x', x_d) \in \Omega : x' \in \omega, x_d > h_{\eta, \gamma}(x')\}$ such that*

$$(i) \quad \mathcal{L}^d(E'_{\eta, \gamma} \setminus E) \leq \eta \gamma^{1/q} \mathcal{F}_{\text{surf}}^{\varphi, \gamma, q}(E), \quad (ii) \quad \int_{\partial E'_{\eta, \gamma} \cap \Omega} \varphi(\nu_{E'_{\eta, \gamma}}) d\mathcal{H}^{d-1} \leq C_0 \mathcal{F}_{\text{surf}}^{\varphi, \gamma, q}(E). \quad (2.5)$$

In particular, the thickened set can be chosen as a supergraph, at the expense of a coarser estimate in (2.2)(ii). Corollary 2.2 and Corollary 2.3 will be proved in Subsection 2.2 and Subsection 2.3, respectively. We proceed with some further comments on the result.

Remark 2.4 (Version with mean curvature). For $d = 3$, $q = 2$, and a smooth domain $\Omega \subset \mathbb{R}^3$, there are situations where in estimate (2.2)(ii) we can replace the second fundamental form \mathbf{A} by the mean curvature $\mathbf{H} : \partial E \rightarrow \mathbb{R}$, i.e., $\mathbf{H} := \kappa_1 + \kappa_2$, where again κ_1 and κ_2 are the principal curvatures of ∂E . In fact, denote by $\mathbf{G} := \kappa_1 \kappa_2$ the Gaussian curvature of ∂E , by $\chi(\partial E \cap \Omega)$ the Euler characteristic of $\partial E \cap \Omega$ and by κ_g the geodesic curvature of $\partial(\partial E \cap \Omega) \subset \partial \Omega$. (The outermost ∂ is meant here to denote the boundary of the 2-dimensional surface $\partial E \cap \Omega$ in the differential geometric sense and we assume that $\partial(\partial E \cap \Omega)$ is C^2 .) Then, the Gauss-Bonnet theorem yields

$$\begin{aligned} \int_{\partial E \cap \Omega} |\mathbf{A}|^2 d\mathcal{H}^2 &= \int_{\partial E \cap \Omega} |\mathbf{H}|^2 d\mathcal{H}^2 - 2 \int_{\partial E \cap \Omega} \mathbf{G} d\mathcal{H}^2 \\ &= \int_{\partial E \cap \Omega} |\mathbf{H}|^2 d\mathcal{H}^2 - 4\pi \chi(\partial E \cap \Omega) + 2 \int_{\partial(\partial E \cap \Omega)} \kappa_g d\mathcal{H}^1. \end{aligned}$$

Exemplarily, we address two special cases:

(a) If $E \subset \subset \Omega$, i.e., $\partial E = \partial E \cap \Omega$ has no boundary, and if one has

$$-4\pi \gamma \chi(\partial E) \leq C_0 \eta, \quad (2.6)$$

then we can replace $\gamma \int_{\partial E \cap \Omega} |\mathbf{A}|^2 d\mathcal{H}^2$ by $\gamma \int_{\partial E \cap \Omega} |\mathbf{H}|^2 d\mathcal{H}^2$ without essentially affecting estimate (2.2)(ii), which in this case would be

$$\int_{\partial E_{\eta, \gamma} \cap \Omega} \varphi(\nu_{E_{\eta, \gamma}}) d\mathcal{H}^2 \leq (1 + C_0 \eta) \left(\int_{\partial E \cap \Omega} \varphi(\nu_E) d\mathcal{H}^2 + \gamma \int_{\partial E \cap \Omega} |\mathbf{H}|^2 d\mathcal{H}^2 + C_0 \eta \right). \quad (2.7)$$

For instance, (2.6) holds true if $\partial E \cap \Omega$ consists of m connected components which are all topologically equivalent to the sphere \mathbb{S}^2 . In this case, $\chi(\partial E \cap \Omega) = 2m > 0$.

(b) In a similar manner, if $\partial E \cap \Omega$ consists of a single connected component topologically equivalent to the sphere \mathbb{S}^2 and $2\gamma \int_{\partial(\partial E \cap \Omega)} \kappa_g d\mathcal{H}^1 \leq C_0 \eta$, we can again replace (2.2)(ii) by (2.7).

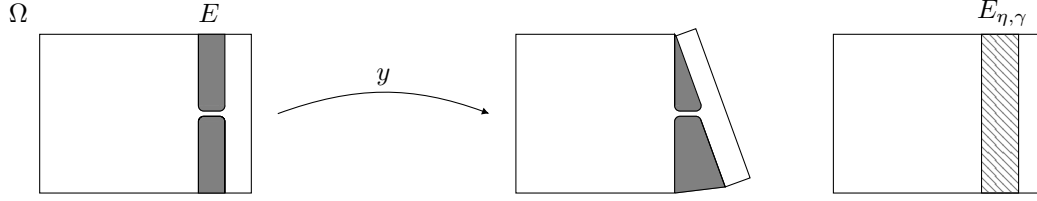


Figure 2. A thin tunnel that leads to failure of uniform rigidity on the unique connected component of $\Omega \setminus \overline{E}$, depicted schematically. On the left: The set $\Omega \setminus \overline{E}$, where E is depicted in gray. In the middle: The set $y(\Omega \setminus \overline{E})$. On the right: The set $\Omega \setminus \overline{E_{\eta,\gamma}}$, where $E_{\eta,\gamma}$ is the hatched set.

Remark 2.5 (Set $\tilde{\Omega}$). Due to our proof strategy based on cubic sets, see (2.12) below, the rigidity estimate is only local, given in terms of $\tilde{\Omega}$. Yet, one can replace $\tilde{\Omega}$ by Ω , provided that Ω is regular and that we replace (2.2)(ii) by

$$\int_{\partial E_{\eta,\gamma} \cap \Omega} \varphi(\nu_{E_{\eta,\gamma}}) d\mathcal{H}^{d-1} \leq (1 + C_0\eta) \left(\int_{\partial E \cap \Omega} \varphi(\nu_E) d\mathcal{H}^{d-1} + \gamma \int_{\partial E \cap \Omega} |\mathbf{A}|^q d\mathcal{H}^{d-1} + C_{\Omega,\varphi,\gamma,q} \right)$$

for a suitable constant $C_{\Omega,\varphi,\gamma,q} > 0$ independent of E . In fact, this follows by selecting $\Omega_* \supset \supset \Omega$ and applying Theorem 2.1 for Ω_* in place of Ω and for $E_* = E \cup (\Omega_* \setminus \overline{\Omega})$ in place of E . (More specifically, the result yields a set $E_* \subset E_{\eta,\gamma}^* \subset \Omega_*$, and then we define $E_{\eta,\gamma} := E_{\eta,\gamma}^* \cap \Omega$.)

Example 2.6 (Thin tunnel). We give an example for the necessity of thickening the set and refer to the schematic Figure 2 for an illustration. For $\delta > 0$ we suppose that, up to a negligible set, $\Omega \setminus \overline{E}$ is given by the three sets $U_1 = (-1, 0)^2$, $U_2^\delta = (0, 1) \times (\frac{1}{2}, \frac{1}{2} + \delta)$, and $U_3 = (1, 2) \times (0, 1)$. (Strictly speaking, smooth approximations of U_1 , U_2^δ , and U_3 need to be considered). For $\sigma \in (0, \pi/2)$ we define

$$y_{\delta,\sigma}(x) = \begin{cases} x + \tau_1^\sigma & x \in U_1; \\ ((x_2 - \frac{1}{2}) + \frac{1}{\sigma})(\sin(\sigma x_1), \cos(\sigma x_1)) & x \in U_2^\delta; \\ R_\sigma x + \tau_3^\sigma & x \in U_3, \end{cases} \quad (2.8)$$

where $R_\sigma \in SO(2)$ denotes the rotation around the origin by the angle σ and $\tau_1^\sigma, \tau_3^\sigma$ are suitable translations such that $y_{\delta,\sigma}$ is continuous. Then $\nabla y_{\delta,\sigma} \in SO(2)$ on $U_1 \cup U_3$ and on U_2^δ we have

$$\nabla y_{\delta,\sigma}(x_1, x_2) = \begin{pmatrix} (1 + \sigma(x_2 - \frac{1}{2})) \cos(\sigma x_1) & \sin(\sigma x_1) \\ -(1 + \sigma(x_2 - \frac{1}{2})) \sin(\sigma x_1) & \cos(\sigma x_1) \end{pmatrix}.$$

This yields $\text{dist}^2(\nabla y_{\delta,\sigma}, SO(2)) = |\sqrt{\nabla y^T \nabla y} - \text{Id}|^2 = \sigma^2(x_2 - \frac{1}{2})^2$ on U_2^δ and therefore

$$\int_{\Omega \setminus \overline{E}} \text{dist}^2(\nabla y_{\delta,\sigma}, SO(2)) dx = \sigma^2 \delta^3 / 3. \quad (2.9)$$

It is also easy to see that for all $R \in SO(2)$ one has

$$\int_{\Omega \setminus \overline{E}} |\nabla y_{\delta,\sigma} - R|^2 dx \geq c\sigma^2$$

for a universal constant $c > 0$. Therefore, neither (2.3)(i) nor (2.3)(ii) can hold true on $\Omega \setminus \overline{E}$ with a constant independent of E .

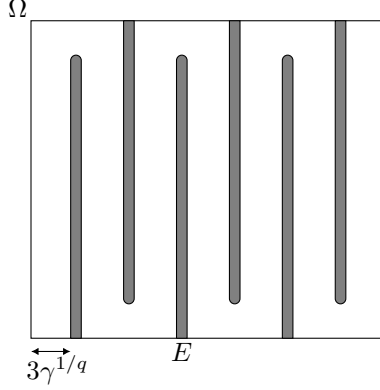


Figure 3. A set $\Omega \setminus \overline{E}$ that shows that the constant in (2.3)(ii) is sharp, for instance for $\Omega = (0, 1)^2$. The set E is depicted in gray.

Example 2.7 (Sharpness of constant). The constant in (2.3)(ii) is sharp. To this end, consider Ω and E in dimension $d = 2$ as depicted in Figure 3, and note that the thickening of the set E will not disconnect $\Omega \setminus \overline{E}$, see (2.2)(i). The set $\Omega \setminus \overline{E}$ consists essentially of $m \sim \gamma^{-1/q}$ “vertical stripes” depicted with white color in the picture. We define a deformation y on $\Omega \setminus \overline{E}$ which on each of the stripes bends by an angle of $\sigma := \gamma^{1/q}$ as indicated in (2.8) (for $\delta := 3\gamma^{1/q}$) such that between the first and the last stripe a macroscopic rotation is performed. Repeating the argument in (2.9), we get $\int_{\Omega \setminus \overline{E}} \text{dist}^2(\nabla y, SO(2)) \, dx \lesssim m(\gamma^{1/q})^2 (3\gamma^{1/q})^3 / 3 \sim \gamma^{4/q}$ and on the other hand $\int_{\Omega \setminus \overline{E}} |\nabla y - R|^2 \, dx \geq c$ for all $R \in SO(2)$.

2.2. Proof of Theorem 2.1. This subsection is devoted to the proof of Theorem 2.1. We start with a short outline of the proof collecting the main intermediate steps. The core of our proof is the construction of the thickened set $E_{\eta, \gamma}$ with the properties in (2.2). We formulate this in a separate auxiliary result, and for this purpose we recall the definition of $\mathcal{F}_{\text{surf}}^{\varphi, \gamma, q}$ in (2.1).

Proposition 2.8 (Thickening of sets). *Let $d = 2, 3$, $q \in [d - 1, +\infty)$, $\gamma \in (0, 1)$, and φ be a norm on \mathbb{R}^d . Let $\Omega \subset \mathbb{R}^d$ be open and bounded and let $\tilde{\Omega} \subset \subset \Omega$ be an open subset. Then, there exists a constant $\eta_0 = \eta_0(\Omega, \tilde{\Omega}, \varphi) \in (0, 1)$ and for each $\eta \in (0, \eta_0]$ there exists $c_\eta = c_\eta(\eta) \in (0, 1)$ such that the following holds:*

Given $E \in \mathcal{A}_{\text{reg}}(\Omega)$, we can find an open set $E_{\eta, \gamma}$ such that $E \subset E_{\eta, \gamma} \subset \Omega$, $\partial E_{\eta, \gamma} \cap \Omega$ is a union of finitely many regular hypersurfaces, and

$$\begin{aligned}
 & \text{(i) } \text{dist}(x, E) \geq c_\eta \gamma^{1/q} \text{ for all } x \in \{y \in \Omega \setminus \overline{E_{\eta, \gamma}} : \text{dist}(y, \tilde{\Omega}) < c_\eta \gamma^{1/q}\}, \\
 & \text{(ii) } \mathcal{L}^d(E_{\eta, \gamma} \setminus E) \leq \eta \gamma^{1/q} \mathcal{F}_{\text{surf}}^{\varphi, \gamma, q}(E), \quad \text{dist}_{\mathcal{H}}(E, E_{\eta, \gamma}) \leq \eta \gamma^{1/q}, \\
 & \text{(iii) } \int_{\partial E_{\eta, \gamma} \cap \Omega} \varphi(\nu_{E_{\eta, \gamma}}) \, d\mathcal{H}^{d-1} \leq (1 + C_0 \eta) \mathcal{F}_{\text{surf}}^{\varphi, \gamma, q}(E).
 \end{aligned} \tag{2.10}$$

We defer the proof to Subsection 2.3 below. Note that (2.10)(ii),(iii) are exactly the properties stated in the main result, see (2.2). The additional property (2.10)(i) is essential for the proof of (2.3) as it allows to cover

$$\tilde{\Omega}_{\eta, \gamma}^E := \tilde{\Omega} \setminus \overline{E_{\eta, \gamma}} \tag{2.11}$$

with cubes which are all contained in $\Omega \setminus \overline{E}$. More precisely, for $r > 0$ and $U \subset \mathbb{R}^d$ open and bounded, recalling the definition in (1.6), we define the r -cubic set corresponding to U by

$$(U)^r := \text{int} \left(\bigcup_{Q_r \in \mathcal{Q}_r(U)} Q_r \right), \quad (2.12)$$

where $\mathcal{Q}_r(U) := \{Q_r \in \mathcal{Q}_r : Q_r \cap U \neq \emptyset\}$. We define

$$r_{\eta,\gamma} := \frac{c_\eta \gamma^{1/q}}{2\sqrt{d}}, \quad (2.13)$$

where c_η is the constant of Proposition 2.8. Now, by using (2.10)(i) and by possibly passing to a smaller constant $c_\eta := c_\eta(\eta, \tilde{\Omega}) > 0$ also depending on $\tilde{\Omega}$, one can check that

$$Q_{r_{\eta,\gamma}} \in \mathcal{Q}_{r_{\eta,\gamma}}(\tilde{\Omega}_{\eta,\gamma}^E) \quad \Rightarrow \quad Q_{2r_{\eta,\gamma}} \subset \Omega \setminus \overline{E}. \quad (2.14)$$

For general r -cubic sets the following rigidity result holds.

Proposition 2.9 (Rigidity on r -cubic sets). *Let $d \geq 2$, $U \subset \mathbb{R}^d$ be open and bounded, let $r > 0$, and suppose that the r -cubic set $(U)^r$ defined in (2.12) is connected. Then, there exists an absolute constant $C > 0$ independent of U and r such that for all $y \in H^1((U)^r; \mathbb{R}^d)$ there exists $R \in SO(d)$ such that*

$$\int_{(U)^r} |\nabla y - R|^2 dx \leq C(\#\mathcal{Q}_r(U))^2 \int_{(U)^r} \text{dist}^2(\nabla y, SO(d)) dx. \quad (2.15)$$

Additionally, if there exists $Q \in \mathcal{Q}_r(U)$ with $\mathcal{L}^d(Q \cap \{\nabla y = \text{Id}\}) \geq cr^d$ for some absolute constant $c \in (0, 1)$, then (2.15) holds for $R = \text{Id}$, for a constant depending only on c .

The result is a direct consequence of the rigidity estimate (1.1) proved by FRIESECKE, JAMES, AND MÜLLER [49], applied on a cube, along with estimating the variation of the rotations on different cubes. Although the latter argument is well-known and has been performed, e.g., in [49, Section 4], we include a short proof in Appendix A.3 for convenience of the reader.

Observe that typically one has $\#\mathcal{Q}_r(U) \sim \mathcal{L}^d(U)r^{-d}$, which along with (2.13) explains the scaling in (2.3)(ii). The proof of (2.3)(i) instead will rely on Proposition 2.9 along with the linearization formula [49, (3.20)]

$$|\text{sym}(R^T F - \text{Id})| = \text{dist}(F, SO(d)) + O(|F - R|^2) \quad (2.16)$$

for $F \in \mathbb{R}^{d \times d}$ and $R \in SO(d)$. In fact, the latter shows that it suffices to have a good bound on $\int |\nabla y - R|^4 dx$ in order to control the symmetrized gradient. We are now ready to give the proof of Theorem 2.1.

Proof of Theorem 2.1. Let $q \in [d-1, +\infty)$, $\gamma \in (0, 1)$, $\tilde{\Omega} \subset \subset \Omega$ be an open subset, and let φ be a norm on \mathbb{R}^d . Without restriction we can assume that $\tilde{\Omega}$ is smooth. We let η_0 as in Proposition 2.8 and $\eta \in (0, \eta_0]$. We choose $c_\eta = c_\eta(\eta, \tilde{\Omega}) > 0$ as in Proposition 2.8 and (2.14). We define $r_{\eta,\gamma}$ as in (2.13), and from now on we write r in place of $r_{\eta,\gamma}$ for notational simplicity.

We let $E_{\eta,\gamma}$ be the set obtained from Proposition 2.8. In particular, (2.2) holds by (2.10)(ii),(iii). Let $\tilde{\Omega}_{\eta,\gamma}^E$ be the set in (2.11), and denote by $(\tilde{\Omega}_j^{\eta,\gamma})_j$ the connected components of $\tilde{\Omega}_{\eta,\gamma}^E$. Note that there are finitely many due to the regularity of $E_{\eta,\gamma}$ and $\tilde{\Omega}$. The main part of the proof now consists in deriving (2.3). To this end, similarly to the proof in [49], a crucial step is to reduce the problem to harmonic mappings, see Steps 1–2 below. In Steps 3–4 we then provide the actual rigidity estimate. In the following, $C > 0$ denotes a generic constant only depending Ω , which may change from line to line. Without restriction, we suppose that the sets

$$\hat{\Omega}_j^{\eta,\gamma} := \text{int} \left(\bigcup_{Q_r \in \mathcal{Q}_r(\tilde{\Omega}_j^{\eta,\gamma})} \overline{Q_{2r}} \right) \quad \text{are pairwise disjoint.} \quad (2.17)$$

Indeed, whenever $\hat{\Omega}_i^{\eta,\gamma} \cap \hat{\Omega}_j^{\eta,\gamma} \neq \emptyset$, one can replace $\tilde{\Omega}_i^{\eta,\gamma}$ and $\tilde{\Omega}_j^{\eta,\gamma}$ in the reasoning below by $\tilde{\Omega}_i^{\eta,\gamma} \cup \tilde{\Omega}_j^{\eta,\gamma}$ and can derive (2.3) for a single rotation on $\tilde{\Omega}_i^{\eta,\gamma} \cup \tilde{\Omega}_j^{\eta,\gamma}$.

Step 1.(Reduction to Lipschitz mappings on cubes) For every cube $Q_r \in \mathcal{Q}_r(\tilde{\Omega}_{\eta,\gamma}^E)$ we have $Q_{2r} \subset \Omega \setminus \overline{E}$ by (2.14). By a variant of [36, Theorem 6.15], see also [49, Proposition A.1], we let $y_Q \in W^{1,\infty}(Q_{2r}; \mathbb{R}^d)$ be a Lipschitz truncation obtained from y satisfying

$$\begin{aligned} \text{(i)} \quad & \|\nabla y_Q\|_{L^\infty(Q_{2r})} \leq C, \\ \text{(ii)} \quad & \int_{Q_{2r}} |\nabla y - \nabla y_Q|^2 dx \leq C \int_{Q_{2r} \cap \{|\nabla y| > 2\sqrt{d}\}} |\nabla y|^2 dx. \end{aligned} \quad (2.18)$$

Here, with a slight abuse of notation, we write y_Q instead of y_{Q_r} . We now claim that it suffices to prove that there exist $(R_j^{\eta,\gamma})_j \subset SO(d)$ such that

$$\sum_j \sum_{Q_r \in \mathcal{Q}_r(\tilde{\Omega}_j^{\eta,\gamma})} \int_{Q_r} |\text{sym}((R_j^{\eta,\gamma})^T \nabla y_Q - \text{Id})|^2 \leq C(1 + \varepsilon r^{-5d}) \int_{\Omega \setminus \overline{E}} \text{dist}^2(\nabla y, SO(d)), \quad (2.19)$$

where here and in the following we use the shorthand notation $\varepsilon := \int_{\Omega \setminus \overline{E}} \text{dist}^2(\nabla y, SO(d)) dx$, and

$$\sum_j \sum_{Q_r \in \mathcal{Q}_r(\tilde{\Omega}_j^{\eta,\gamma})} \int_{Q_r} |(R_j^{\eta,\gamma})^T \nabla y_Q - \text{Id}|^2 dx \leq C r^{-2d} \int_{\Omega \setminus \overline{E}} \text{dist}^2(\nabla y, SO(d)) dx. \quad (2.20)$$

Indeed, let us note that

$$\int_{Q_{2r} \cap \{|\nabla y| > 2\sqrt{d}\}} |\nabla y|^2 dx \leq C \int_{Q_{2r}} \text{dist}^2(\nabla y, SO(d)) dx \quad (2.21)$$

since $|F| \leq 2\text{dist}(F, SO(d))$ for all $F \in \mathbb{R}^{d \times d}$ with $|F| > 2\sqrt{d}$. This along with (1.7), (2.14), (2.17), and (2.18)(ii) shows that

$$\sum_j \sum_{Q_r \in \mathcal{Q}_r(\tilde{\Omega}_j^{\eta,\gamma})} \int_{Q_{2r}} |\nabla y - \nabla y_Q|^2 dx \leq C \int_{\Omega \setminus \overline{E}} \text{dist}^2(\nabla y, SO(d)) dx. \quad (2.22)$$

Then, (2.3) for a constant $C_\eta = C_\eta(\eta, \tilde{\Omega}, \Omega) > 0$ and $C_0 > 0$ (depending on Ω) clearly follows from (2.19)–(2.20), the triangle inequality, the definition of $r = r_{\eta,\gamma}$ in (2.13), and the definition of $\mathcal{Q}_r(\tilde{\Omega}_j^{\eta,\gamma})$ below (2.12). Therefore, it suffices to prove (2.19)–(2.20).

Step 2.(Reduction to harmonic mappings) For every $Q_r \in \mathcal{Q}_r(\tilde{\Omega}_{\eta,\gamma}^E)$, we consider $y_Q = w_Q + z_Q$, where

$$\begin{cases} \Delta w_Q = 0 & \text{on } Q_{2r}, \\ w_Q = y_Q & \text{on } \partial Q_{2r}, \end{cases} \quad \text{and} \quad \begin{cases} \Delta z_Q = \text{div}(\nabla y_Q - \text{cof} \nabla y_Q) & \text{on } Q_{2r}, \\ z_Q = 0 & \text{on } \partial Q_{2r}. \end{cases}$$

It holds that

$$\int_{Q_{2r}} |\nabla z_Q|^2 dx \leq \int_{Q_{2r}} |\text{cof} \nabla y_Q - \nabla y_Q|^2 dx \leq C \int_{Q_{2r}} \text{dist}^2(\nabla y_Q, SO(d)) dx. \quad (2.23)$$

In fact, this follows from the arguments in [49, Proof of Theorem 3.1, Step 1], in particular using that $|\text{cof} F - F| \leq c \text{dist}(F, SO(d))$ for all $F \in \mathbb{R}^{d \times d}$ with $|F| \leq C$ for some $c = c(C) > 0$, where here C denotes the constant of (2.18)(i). In view of (2.18)(ii) and (2.21), (2.23) implies

$$\int_{Q_{2r}} |\nabla y_Q - \nabla w_Q|^2 dx \leq C \int_{Q_{2r}} \text{dist}^2(\nabla y_Q, SO(d)) dx \leq C \int_{Q_{2r}} \text{dist}^2(\nabla y, SO(d)) dx. \quad (2.24)$$

This along with (1.7), (2.14), and (2.17) shows that, in order to establish (2.19)–(2.20), it suffices to show that there exist $(R_j^{\eta,\gamma})_j \subset SO(d)$ such that

$$\sum_j \sum_{Q_r \in \mathcal{Q}_r(\tilde{\Omega}_j^{\eta,\gamma})} \int_{Q_r} |\text{sym}((R_j^{\eta,\gamma})^T \nabla w_Q - \text{Id})|^2 \leq C(1 + \varepsilon r^{-5d}) \int_{\Omega \setminus \bar{E}} \text{dist}^2(\nabla y, SO(d)) \quad (2.25)$$

and

$$\sum_j \sum_{Q_r \in \mathcal{Q}_r(\tilde{\Omega}_j^{\eta,\gamma})} \int_{Q_r} |(R_j^{\eta,\gamma})^T \nabla w_Q - \text{Id}|^2 dx \leq Cr^{-2d} \int_{\Omega \setminus \bar{E}} \text{dist}^2(\nabla y, SO(d)) dx. \quad (2.26)$$

Step 3. (Local $(L^2$ - L^∞)-estimate for harmonic mappings) In this step we show that for each $\tilde{\Omega}_j^{\eta,\gamma}$ there exists $R_j^{\eta,\gamma} \in SO(d)$ such that

$$\sum_j \sum_{Q_r \in \mathcal{Q}_r(\tilde{\Omega}_j^{\eta,\gamma})} \int_{Q_{2r}} |\nabla w_Q - R_j^{\eta,\gamma}|^2 dx \leq Cr^{-2d} \int_{\Omega \setminus \bar{E}} \text{dist}^2(\nabla y, SO(d)) dx, \quad (2.27)$$

and for each $Q_r \in \mathcal{Q}_r(\tilde{\Omega}_j^{\eta,\gamma})$ it holds that

$$\|\nabla w_Q - R_j^{\eta,\gamma}\|_{L^\infty(Q_r)} \leq Cr^{-3d/2} \left(\int_{\Omega \setminus \bar{E}} \text{dist}^2(\nabla y, SO(d)) dx \right)^{1/2} = Cr^{-3d/2} \sqrt{\varepsilon}, \quad (2.28)$$

where we recall the notation for ε below (2.19). To see this, we apply Proposition 2.9 for $2r/3$ in place of r on the function y and on the sets $\hat{\Omega}_j^{\eta,\gamma}$ introduced in (2.17) in place of U . In view of the fact that $\hat{\Omega}_j^{\eta,\gamma} = (\hat{\Omega}_j^{\eta,\gamma})^{2r/3}$, we find $(R_j^{\eta,\gamma})_j \subset SO(d)$ such that

$$\int_{\hat{\Omega}_j^{\eta,\gamma}} |\nabla y - R_j^{\eta,\gamma}|^2 dx \leq Cr^{-2d} \int_{\hat{\Omega}_j^{\eta,\gamma}} \text{dist}^2(\nabla y, SO(d)) dx, \quad (2.29)$$

where we used that $\#\mathcal{Q}_{2r/3}(\hat{\Omega}_j^{\eta,\gamma}) \leq \mathcal{L}^d(\Omega)(2r/3)^{-d}$, i.e., C in (2.29) also depends on Ω . By (1.7) this yields

$$\sum_j \sum_{Q_r \in \mathcal{Q}_r(\tilde{\Omega}_j^{\eta,\gamma})} \int_{Q_{2r}} |(R_j^{\eta,\gamma})^T \nabla y - \text{Id}|^2 dx \leq Cr^{-2d} \int_{\Omega \setminus \bar{E}} \text{dist}^2(\nabla y, SO(d)) dx, \quad (2.30)$$

where as before we employed also (2.14) and (2.17). In view of (1.7), (2.14), (2.17), (2.22), (2.24), and the triangle inequality we get

$$\sum_j \sum_{Q_r \in \mathcal{Q}_r(\tilde{\Omega}_j^{\eta,\gamma})} \int_{Q_{2r}} |\nabla w_Q - \nabla y|^2 dx \leq C \int_{\Omega \setminus \bar{E}} \text{dist}^2(\nabla y, SO(d)) dx. \quad (2.31)$$

Consequently, by (2.30) we finally obtain (2.27).

We now address (2.28). For every j and every $Q_r \in \mathcal{Q}_r(\tilde{\Omega}_j^{\eta,\gamma})$, due to (2.27), the fact that w_Q is a harmonic mapping on Q_{2r} and $Q_{2r} \subset \Omega \setminus \bar{E}$, as a consequence of the mean value property and the Cauchy-Schwarz inequality, we have

$$\|\nabla w_Q - R_j^{\eta,\gamma}\|_{L^\infty(Q_r)} \leq \frac{C}{r^{d/2}} \left(\int_{Q_{2r}} |\nabla w_Q - R_j^{\eta,\gamma}|^2 dx \right)^{\frac{1}{2}} \leq \frac{C}{r^{3d/2}} \left(\int_{\Omega \setminus \bar{E}} \text{dist}^2(\nabla y, SO(d)) dx \right)^{\frac{1}{2}}.$$

This yields (2.28), and Step 3 of the proof is concluded.

Step 4. (Global estimates) In this step, we finally prove (2.3). In view of Step 2, it suffices to check

(2.25)–(2.26). First, (2.26) follows directly from (2.27). By the linearization formula (2.16), (2.28), (2.31), and Young's inequality we have

$$\begin{aligned} & \sum_j \sum_{Q_r \in \mathcal{Q}_r(\tilde{\Omega}_j^{\eta, \gamma})} \int_{Q_r} |\text{sym}((R_j^{\eta, \gamma})^T \nabla w_Q - \text{Id})|^2 dx \\ & \leq C \sum_j \sum_{Q_r \in \mathcal{Q}_r(\tilde{\Omega}_j^{\eta, \gamma})} \left(\int_{Q_r} \text{dist}^2(\nabla w_Q, SO(d)) dx + \int_{Q_r} |\nabla w_Q - R_j^{\eta, \gamma}|^4 dx \right) \\ & \leq C \int_{\Omega \setminus \bar{E}} \text{dist}^2(\nabla y, SO(d)) dx + C \varepsilon r^{-3d} \sum_j \sum_{Q_r \in \mathcal{Q}_r(\tilde{\Omega}_j^{\eta, \gamma})} \int_{Q_r} |\nabla w_Q - R_j^{\eta, \gamma}|^2 dx. \end{aligned}$$

Then, by using (2.27) we get

$$\sum_j \sum_{Q_r \in \mathcal{Q}_r(\tilde{\Omega}_j^{\eta, \gamma})} \int_{Q_r} |\text{sym}((R_j^{\eta, \gamma})^T \nabla w_Q - \text{Id})|^2 dx \leq C(1 + \varepsilon r^{-5d}) \int_{\Omega \setminus \bar{E}} \text{dist}^2(\nabla y, SO(d)) dx.$$

This yields (2.25) and concludes the proof. \square

We close this subsection with the short proof of Corollary 2.2.

Proof of Corollary 2.2. A careful inspection of the previous proof shows that we only need to check that, whenever $\mathcal{L}^d(\tilde{\Omega}_j^{\eta, \gamma} \cap U_D) > 0$ holds, then in (2.29) we can choose $R_j^{\eta, \gamma} = \text{Id}$. To this end, when $\mathcal{L}^d(\tilde{\Omega}_j^{\eta, \gamma} \cap U_D) > 0$, we find $Q_r \in \mathcal{Q}_r(\tilde{\Omega}_j^{\eta, \gamma})$ such that $Q_r \cap U_D \neq \emptyset$. Then, we can select $Q'_{2r/3} \in \mathcal{Q}_{2r/3}(\hat{\Omega}_j^{\eta, \gamma})$, $Q'_{2r/3} \subset Q_{2r} \subset \hat{\Omega}_j^{\eta, \gamma}$, see (2.17), such that by (2.13), the fact that $\gamma \leq 1$, and by the fact that U_D has Lipschitz boundary we get $\mathcal{L}^d(Q'_{2r/3} \cap U_D) \geq cr^d$ for a small absolute constant $c \in (0, 1)$, provided that c_η is sufficiently small also depending on U_D . Then the desired property follows from the additional statement in Proposition 2.9 and $y = \text{id}$ on U_D . In this context, note that the constant C_η in (2.3) depends on c_η and therefore C_η also depends on U_D . \square

2.3. Thickening of sets. In this subsection we prove Proposition 2.8. Without restriction we will assume from now on that $\varphi_{\min} := \min_{\mathbb{S}^{d-1}} \varphi = 1$. Indeed, we can simply perform the proof for $\varphi_{\min}^{-1} \varphi$ in place of φ and $\varphi_{\min}^{-1} \gamma$ in place of γ to see that (2.10)(iii) holds. The proof essentially relies on a local construction to thicken the set E in a suitable way. To formulate the local statement, we introduce some further notation. Given $\rho > 0$ and a cube $Q_\rho \in \mathcal{Q}_\rho$, we denote the set of *neighboring cubes* by

$$\mathcal{N}(Q_\rho) := \{Q'_\rho \in \mathcal{Q}_\rho : \mathcal{H}^{d-1}(\partial Q_\rho \cap \partial Q'_\rho) > 0\}. \quad (2.32)$$

Note that $\#\mathcal{N}(Q_\rho) = 2d$. Moreover, for notational convenience, we denote the anisotropic perimeter by

$$\mathcal{H}_\varphi^{d-1}(\Gamma) := \int_\Gamma \varphi(\nu_\Gamma) d\mathcal{H}^{d-1} \quad (2.33)$$

for a norm φ on \mathbb{R}^d and for a rectifiable set Γ , where ν_Γ denotes a measure-theoretical normal to Γ . Note that the integral is invariant under changing the orientation of ν_Γ as φ is a norm. The proof of Proposition 2.8 will make use of the following lemma, whose proof will be given later in Subsection 2.5.

Lemma 2.10 (Local thickening of sets). *Let $d = 2, 3$, $q \in [d-1, +\infty)$, $\gamma \in (0, 1)$, and φ be a norm on \mathbb{R}^d . Let $\Omega \subset \mathbb{R}^d$ be open and bounded, $\tilde{\Omega} \subset\subset \Omega$ be an open subset, and let $\Lambda > 0$. Then, there exist constants $C = C(\varphi, \Lambda) > 0$ and $\eta_0 = \eta_0(\Lambda) \in (0, 1)$ such that for all $\eta \in (0, \eta_0]$ the following*

holds:

For every $0 < \rho \leq \eta^7 \gamma^{1/q}$ and for each $Q_\rho \in \mathcal{Q}_\rho$ such that $Q_{12\rho} \subset \Omega$, and

$$\mathcal{F}_{\text{surf}}^{\varphi, \gamma, q}(E \cap Q_{8\rho}) \leq \Lambda \rho^{d-1}, \quad \mathcal{F}_{\text{surf}}^{\varphi, \gamma, q}(E \cap Q'_{8\rho}) \leq \Lambda \rho^{d-1} \quad \forall Q'_\rho \in \mathcal{N}(Q_\rho) \quad (2.34)$$

we can find pairwise disjoint sets $(\Gamma_i)_{i=1}^I$ in $\partial E \cap Q_{3\rho}$ with $I \leq C$, corresponding closed sets $(T_i)_{i=1}^I \subset Q_{8\rho}$, and a decomposition $\{1, \dots, I\} = \mathcal{I}_{\text{good}} \cup \bigcup_{Q'_\rho \in \mathcal{N}(Q_\rho)} \mathcal{I}_{\text{bad}}(Q'_\rho)$ such that

$$\begin{aligned} \text{(i)} \quad & \mathcal{H}_\varphi^{d-1}(\partial T_i \setminus \overline{E}) \leq \mathcal{H}_\varphi^{d-1}(\Gamma_i \cap Q_\rho) + C\eta\rho^{d-1} \quad \forall i \in \mathcal{I}_{\text{good}}, \\ \text{(ii)} \quad & \mathcal{H}_\varphi^{d-1}(\partial T_i \setminus \overline{E}) \leq \mathcal{H}_\varphi^{d-1}(\Gamma_i \cap (Q_\rho \cup Q'_\rho)) + C\eta\rho^{d-1} \quad \forall Q'_\rho \in \mathcal{N}(Q_\rho), \forall i \in \mathcal{I}_{\text{bad}}(Q'_\rho), \end{aligned} \quad (2.35)$$

and

$$\text{dist}\left(\partial E \cap Q_\rho, \left(\bigcup_{i=1}^I T_i\right)^c\right) \geq \eta\rho. \quad (2.36)$$

Moreover, fixing $Q'_\rho \in \mathcal{N}(Q_\rho)$, introducing the notation $\mathcal{I}'_{\text{bad}}(Q'_\rho)$ as above with respect to the cube Q'_ρ , and letting Γ'_i and T'_i be the corresponding sets, we have

$$i \in \mathcal{I}_{\text{bad}}(Q'_\rho) \quad \Rightarrow \quad \exists j \in \mathcal{I}'_{\text{bad}}(Q'_\rho) \text{ such that } (\Gamma_i \triangle \Gamma'_j) \cap (Q_\rho \cup Q'_\rho) = \emptyset \text{ and } T_i = T'_j. \quad (2.37)$$

Properties (2.35)(i) and (2.36) are the fundamental points of the lemma: essentially, in the proof we show that the connected components of ∂E can be covered with thin polyhedra, leading to the definition of the sets $(T_i)_i$. The case (2.35)(ii) is only of technical nature as additional care is needed if a component of $\partial E \cap Q_\rho$ is close to a neighboring cube, see Figures 4 and 5.

The construction of $E_{\eta, \gamma}$ in Proposition 2.8 will rely on suitably modifying E by applying Lemma 2.10 on cubes intersecting ∂E . To this end, we consider the tessellation of \mathbb{R}^d with the family of cubes \mathcal{Q}_ρ , see (1.6), for $\rho = \eta^7 \gamma^{1/q}$, so that Lemma 2.10 is applicable. In this context, it is important to control the number of *boundary cubes*, i.e.,

$$\mathcal{Q}_\rho^\partial := \{Q_\rho \in \mathcal{Q}_\rho : \partial E \cap Q_\rho \neq \emptyset, Q_{12\rho} \subset \Omega\}. \quad (2.38)$$

This will be achieved by the following lemma, whose proof will be given in the next subsection.

Lemma 2.11 (Small area implies large curvature). *Let $d = 2, 3$, $\Lambda > 0$, $q \in [d-1, +\infty)$, and $\gamma \in (0, 1)$. Then, there exists an absolute constant $c_0 > 0$ and a constant $c_\Lambda > 0$ only depending on Λ such that for all $0 < \rho \leq c_\Lambda \gamma^{1/q}$, $E \in \mathcal{A}_{\text{reg}}(\Omega)$, and $Q_\rho \in \mathcal{Q}_\rho$ such that $Q_{8\rho} \subset \Omega$ and $\partial E \cap Q_{3\rho} \neq \emptyset$, the following implication holds true:*

$$\mathcal{H}^{d-1}(\partial E \cap Q_{8\rho}) < c_0 \rho^{d-1} \quad \Rightarrow \quad \gamma \int_{\partial E \cap Q_{8\rho}} |\mathbf{A}|^q d\mathcal{H}^{d-1} > \Lambda \rho^{d-1}.$$

Indeed, the implication shows that whenever the surface ∂E inside a cube has small but nonzero area, then necessarily the curvature contribution is high. This will allow us to control $\#\mathcal{Q}_\rho^\partial$, see particularly (2.48) and (2.54) in the proof below. The result is a consequence of [86, Corollary 1.3] and we present its proof in Subsection 2.4 below. Let us mention that the analog of Lemma 2.11 is the main obstacle to generalize our result to higher dimensions in the critical case $q = d-1$, see Remark 2.21 for more details in this direction.

Example 2.12. The statement of Lemma 2.11 is false for $q < d-1$. In fact, let $E = B_\varepsilon \subset Q_{8\rho}$ be a ball of radius ε for $\varepsilon > 0$ small. Then, clearly $\mathcal{H}^{d-1}(\partial E \cap Q_{8\rho}) < c_0 \rho^{d-1}$ for ε small enough. On the other hand, $\int_{\partial E \cap Q_{8\rho}} |\mathbf{A}|^q d\mathcal{H}^{d-1}$ coincides up to a constant with $\varepsilon^{d-1} \varepsilon^{-q}$.

We are now in the position to give the proof of Proposition 2.8.

Proof of Proposition 2.8. Recall that without restriction we have assumed that $\min_{\mathbb{S}^{d-1}} \varphi = 1$. In the following proof we will write $\varphi_{\max} = \max_{\mathbb{S}^{d-1}} \varphi$ for brevity. First of all, we define the constant $\Lambda := 2d 12^{d-1} 15^d \varphi_{\max}$, whose role will become clear in (2.51) below. For this Λ , we apply Lemma 2.10 to obtain η_0 , and from now on we fix $\eta \in (0, \eta_0]$. We consider the tessellation of \mathbb{R}^d with the collection of cubes \mathcal{Q}_ρ , where

$$\rho := \eta^7 \gamma^{1/q} \quad (2.39)$$

is chosen in such a way that Lemma 2.10 is applicable. Here, without restriction, up to passing to a smaller constant η_0 , we can assume that $\eta_0 \leq c_\Lambda^{1/7}$, and therefore also Lemma 2.11 is applicable. Moreover, we can further choose $\eta_0 > 0$ also depending on $\Omega, \tilde{\Omega}$ such that for all $\eta \in (0, \eta_0]$ we have $20\sqrt{d}\rho \leq \eta \operatorname{dist}(\tilde{\Omega}, \partial\Omega)$. Then, with a standard layering argument and recalling (1.5), we can find an open set Ω' with $\tilde{\Omega} \subset \subset \Omega' \subset \subset \Omega$ and

$$(\partial\Omega')_{14\sqrt{d}\rho} \subset \Omega \setminus \tilde{\Omega}, \quad (2.40)$$

such that for a constant $C > 0$ only depending on φ it holds that

$$\mathcal{H}_\varphi^{d-1}(\partial E \cap (\partial\Omega')_{3\sqrt{d}\rho}) \leq C\rho(\operatorname{dist}(\tilde{\Omega}, \partial\Omega))^{-1} \mathcal{H}_\varphi^{d-1}(\partial E \cap \Omega) \leq C\eta \mathcal{H}_\varphi^{d-1}(\partial E \cap \Omega). \quad (2.41)$$

Step 1. (Boundary cubes) We now decompose $\mathcal{Q}_\rho^\partial$ (recall its definition in (2.38)) as follows: first, we let $\mathcal{Q}_\rho^{\text{acc}}$ be the collection of the cubes $Q_\rho \in \mathcal{Q}_\rho^\partial$ satisfying

$$\mathcal{F}_{\text{surf}}^{\varphi, \gamma, q}(\partial E \cap Q_{8\rho}) > \Lambda \rho^{d-1}. \quad (2.42)$$

This definition collects the cubes whose 8-times enlargement *accumulates* a lot of surface energy. We further let $\mathcal{Q}_\rho^{\text{neigh}} \subset \mathcal{Q}_\rho^\partial \setminus \mathcal{Q}_\rho^{\text{acc}}$ be the collection of cubes Q_ρ in a *neighborhood* of $\mathcal{Q}_\rho^{\text{acc}}$, i.e.,

$$\text{there exists } Q'_\rho \in \mathcal{Q}_\rho^{\text{acc}} \text{ such that } Q_\rho \subset Q'_{12\rho}. \quad (2.43)$$

Eventually, we set $\mathcal{Q}_\rho^{\text{flat}} := \mathcal{Q}_\rho^\partial \setminus (\mathcal{Q}_\rho^{\text{acc}} \cup \mathcal{Q}_\rho^{\text{neigh}})$. As we will see in the statement of Lemmata 2.14–2.15 below, the latter collection corresponds to the cubes where the surface ∂E is approximately *flat*. For later purposes, we observe that by applying Lemma 2.11 we find that

$$\mathcal{H}^{d-1}(\partial E \cap Q_{8\rho}) \geq c_0 \rho^{d-1} \text{ and } \mathcal{F}_{\text{surf}}^{\varphi, \gamma, q}(\partial E \cap Q_{8\rho}) \leq \Lambda \rho^{d-1} \quad \forall Q_\rho \in \mathcal{Q}_\rho^{\text{neigh}} \cup \mathcal{Q}_\rho^{\text{flat}}. \quad (2.44)$$

The set $E_{\eta, \gamma}$ be will defined by

$$E_{\eta, \gamma} := \operatorname{int}\left(E \cup \bigcup_{Q_\rho \in \mathcal{Q}_\rho^\partial} E_{\eta, \gamma}(Q_\rho)\right), \quad (2.45)$$

where the definition of the sets $E_{\eta, \gamma}(Q_\rho)$ for $Q_\rho \in \mathcal{Q}_\rho^\partial$ is given in Step 2 of the proof. In Step 3 we address (2.10)(i),(ii), and eventually Step 4 is devoted to the proof of (2.10)(iii).

Step 2. (Definition of the sets $E_{\eta, \gamma}(Q_\rho)$). We address the three cases $\mathcal{Q}_\rho^{\text{acc}}$, $\mathcal{Q}_\rho^{\text{neigh}}$, and $\mathcal{Q}_\rho^{\text{flat}}$ separately.

(a) First, if $Q_\rho \in \mathcal{Q}_\rho^{\text{acc}}$, we set $E_{\eta, \gamma}(Q_\rho) := \overline{Q_{12\rho}}$.

(b) If $Q_\rho \in \mathcal{Q}_\rho^{\text{neigh}}$, we set $E_{\eta, \gamma}(Q_\rho) := \emptyset$.

(c) Finally, we address the case of $Q_\rho \in \mathcal{Q}_\rho^{\text{flat}}$. If $Q_\rho \cap \Omega' = \emptyset$, we let $E_{\eta, \gamma}(Q_\rho) := \emptyset$. Otherwise, by (2.40) we have $Q_{14\rho} \subset \Omega$ and, in view of (2.38) and (2.43), all boundary cubes in $\mathcal{N}(Q_\rho)$ lie in $\mathcal{Q}_\rho^{\text{neigh}} \cup \mathcal{Q}_\rho^{\text{flat}}$. Thus, (2.44) shows that we can apply Lemma 2.10 for $Q_\rho \in \mathcal{Q}_\rho^{\text{flat}}$. We obtain finitely many corresponding pairwise disjoint sets $(\Gamma_i^Q)_{i=1, \dots, I}$ in $\partial E \cap Q_{3\rho}$ and closed sets $(T_i^Q)_{i=1, \dots, I}$, and $T_i^Q \subset Q_{8\rho}$, such that (2.35)–(2.37) hold. In this case, we define

$$E_{\eta, \gamma}(Q_\rho) = \bigcup_i T_i^Q. \quad (2.46)$$

We will now confirm (2.10).

Step 3.(Proof of (2.10)(i),(ii)) We start with the proof of (2.10)(i). To this end, it suffices to check that

$$\text{dist}(\Omega \setminus \overline{E_{\eta,\gamma}}, y) \geq \eta\rho \quad \text{for all } y \in \partial E \cap \Omega'. \quad (2.47)$$

Indeed, let us assume for a moment that we have (2.47), and let us set $c_\eta := \eta^8$. Consider an arbitrary $x \in \Omega \setminus \overline{E_{\eta,\gamma}}$ with $\text{dist}(x, \tilde{\Omega}) < \eta\rho = c_\eta \gamma^{1/q}$, where the last equality follows from the choice of ρ in (2.39). Since $E \subset E_{\eta,\gamma}$ we have that $\text{dist}(x, E) = \text{dist}(x, \partial E)$. In view of (2.47) it remains to check that for every $y \in \partial E \setminus \Omega'$ we have that $|y - x| \geq \eta\rho$. This is trivial by the fact that $\text{dist}(x, \tilde{\Omega}) < \eta\rho$ and (2.40).

To verify (2.47), we first observe that each $y \in \partial E \cap \Omega'$ is contained in some cube of $\mathcal{Q}_\rho^\partial$, see (2.38) and (2.40). Therefore, let $y \in Q_\rho$ for some $Q_\rho \in \mathcal{Q}_\rho^\partial$ with $Q_\rho \cap \Omega' \neq \emptyset$. If $Q_\rho \in \mathcal{Q}_\rho^{\text{acc}}$, then $\text{dist}(y, \Omega \setminus E_{\eta,\gamma}(Q_\rho)) \geq 11\rho/2$, and (2.47) follows in view of (2.45). If $Q_\rho \in \mathcal{Q}_\rho^{\text{neigh}}$, by (2.43) we find some $Q'_\rho \in \mathcal{Q}_\rho^{\text{acc}}$ such that $Q_\rho \subset \overline{Q'_{12\rho}} = E_{\eta,\gamma}(Q'_\rho)$. As $\text{dist}(\partial Q_\rho, \partial Q'_{12\rho}) \geq \rho/2$ by the definition of \mathcal{Q}_ρ , we get $\text{dist}(y, \Omega \setminus E_{\eta,\gamma}(Q'_\rho)) \geq \rho/2$, and as before, as long as $0 < \eta \leq \eta_0 \leq 1/2$, (2.47) follows from (2.45). Eventually, we suppose that $Q_\rho \in \mathcal{Q}_\rho^{\text{flat}}$. Then by (2.36) along with (2.46) we get $\text{dist}(y, \Omega \setminus E_{\eta,\gamma}(Q_\rho)) \geq \eta\rho$ and we conclude as before.

We now show (2.10)(ii). The estimate $\text{dist}_{\mathcal{H}}(E, E_{\eta,\gamma}) \leq \eta\gamma^{1/q}$ follows immediately from (2.45) and the fact that each $E_{\eta,\gamma}(Q_\rho)$, $Q_\rho \in \mathcal{Q}_\rho^\partial$, is contained in $\overline{Q_{12\rho}}$, thus having diameter controlled by $12\sqrt{d}\rho \leq \eta\gamma^{1/q}$, for η_0 sufficiently small, see the definitions in Step 2 and (2.39). In a similar fashion, as $E_{\eta,\gamma}(Q_\rho) \subset \overline{Q_{12\rho}}$ for all $Q_\rho \in \mathcal{Q}_\rho^\partial$, and $E_{\eta,\gamma}(Q_\rho) = \emptyset$ for $Q_\rho \in \mathcal{Q}_\rho^{\text{neigh}}$, we obtain

$$\mathcal{L}^d(E_{\eta,\gamma} \setminus E) \leq \sum_{Q_\rho \in \mathcal{Q}_\rho^{\text{acc}} \cup \mathcal{Q}_\rho^{\text{flat}}} \mathcal{L}^d(E_{\eta,\gamma}(Q_\rho)) \leq (12\rho)^d \#(\mathcal{Q}_\rho^{\text{acc}} \cup \mathcal{Q}_\rho^{\text{flat}}).$$

In view of (2.42) and (2.44) we have $\mathcal{F}_{\text{surf}}^{\varphi,\gamma,q}(\partial E \cap Q_{8\rho}) \geq \min\{\Lambda, c_0\}\rho^{d-1}$ for all $Q_\rho \in \mathcal{Q}_\rho^{\text{acc}} \cup \mathcal{Q}_\rho^{\text{flat}}$, where we used the fact that we assumed $\varphi_{\min} = 1$. Now, by (1.7) we conclude

$$\mathcal{L}^d(E_{\eta,\gamma} \setminus E) \leq C\rho \mathcal{F}_{\text{surf}}^{\varphi,\gamma,q}(E) \quad (2.48)$$

for $C > 0$ depending on φ . In view of (2.39) and since we can choose $0 < \eta \leq \eta_0 \ll 1$, this concludes the proof of (2.10)(ii).

Step 4.(Proof of (2.10)(iii)) First, the construction of $E_{\eta,\gamma}$ in (2.45) and (2.10)(i) imply that

$$\partial E_{\eta,\gamma} \cap \Omega \subset \bigcup_{Q_\rho \in \mathcal{Q}_\rho^\partial} (\partial(E_{\eta,\gamma}(Q_\rho)) \setminus \overline{E}) \cup \partial^{\text{rest}} E, \quad \text{where } \partial^{\text{rest}} E := (\partial E \cap \Omega) \setminus \bigcup_{Q_\rho \in \mathcal{Q}_\rho^\partial} E_{\eta,\gamma}(Q_\rho).$$

Hence, as $E_{\eta,\gamma}(Q_\rho) = \emptyset$ for $Q_\rho \in \mathcal{Q}_\rho^{\text{neigh}}$, recalling the notation in (2.33), we find

$$\mathcal{H}_\varphi^{d-1}(\partial E_{\eta,\gamma} \cap \Omega) \leq \sum_{Q_\rho \in \mathcal{Q}_\rho^{\text{acc}}} \mathcal{H}_\varphi^{d-1}(\partial(E_{\eta,\gamma}(Q_\rho)) \setminus \overline{E}) + \sum_{Q_\rho \in \mathcal{Q}_\rho^{\text{flat}}} \mathcal{H}_\varphi^{d-1}(\partial(E_{\eta,\gamma}(Q_\rho)) \setminus \overline{E}) + \mathcal{H}_\varphi^{d-1}(\partial^{\text{rest}} E). \quad (2.49)$$

We now estimate the terms on the right hand side of (2.49) separately. Let $\mathcal{Q}_{\rho,\Omega'}^{\text{flat}}$ be the subset of cubes in $\mathcal{Q}_\rho^{\text{flat}}$ intersecting Ω' . First, by construction, in particular by the fact that $\partial E \cap Q_\rho \subset \partial E \cap E_{\eta,\gamma}(Q_\rho)$ for $Q_\rho \in \mathcal{Q}_\rho^{\text{flat}}$ (recall (2.36) and the construction in Step 2), we have

$$\mathcal{H}_\varphi^{d-1}(\partial^{\text{rest}} E) \leq \mathcal{H}_\varphi^{d-1}\left((\partial E \cap \Omega) \setminus \left(\bigcup_{Q_\rho \in \mathcal{Q}_\rho^{\text{acc}}} \overline{Q_{12\rho}} \cup \bigcup_{Q_\rho \in \mathcal{Q}_{\rho,\Omega'}^{\text{flat}}} Q_\rho\right)\right). \quad (2.50)$$

We continue with the first term. Since $\mathcal{H}_\varphi^{d-1}(\partial(E_{\eta,\gamma}(Q_\rho))) \leq \varphi_{\max} 2d(12\rho)^{d-1}$ for $Q_\rho \in \mathcal{Q}_\rho^{\text{acc}}$, in view of (2.42), we calculate

$$\begin{aligned} \sum_{Q_\rho \in \mathcal{Q}_\rho^{\text{acc}}} \mathcal{H}_\varphi^{d-1}(\partial(E_{\eta,\gamma}(Q_\rho))) &\leq \frac{\varphi_{\max} 2d(12\rho)^{d-1}}{\Lambda \rho^{d-1}} \sum_{Q_\rho \in \mathcal{Q}_\rho^{\text{acc}}} \mathcal{F}_{\text{surf}}^{\varphi,\gamma,q}(\partial E \cap Q_{8\rho}) \\ &\leq \frac{\varphi_{\max} 2d12^{d-1}15^d}{\Lambda} \mathcal{F}_{\text{surf}}^{\varphi,\gamma,q}\left(\partial E \cap \bigcup_{Q_\rho \in \mathcal{Q}_\rho^{\text{acc}}} Q_{8\rho}\right), \end{aligned}$$

where in the second step we used that each point in $\bigcup_{Q_\rho \in \mathcal{Q}_\rho^{\text{acc}}} Q_{8\rho}$ is contained in at most 15^d different cubes $Q_{8\rho}$, see (1.7). By the definition of $\Lambda = \varphi_{\max} 2d12^{d-1}15^d$ at the beginning of the proof, this exactly gives

$$\sum_{Q_\rho \in \mathcal{Q}_\rho^{\text{acc}}} \mathcal{H}_\varphi^{d-1}(\partial E_{\eta,\gamma}(Q_\rho)) \leq \mathcal{F}_{\text{surf}}^{\varphi,\gamma,q}\left(\partial E \cap \bigcup_{Q_\rho \in \mathcal{Q}_\rho^{\text{acc}}} Q_{8\rho}\right). \quad (2.51)$$

Finally, for the second term on the right-hand side of (2.49) we will prove that

$$\sum_{Q_\rho \in \mathcal{Q}_\rho^{\text{flat}}} \mathcal{H}_\varphi^{d-1}(\partial(E_{\eta,\gamma}(Q_\rho)) \setminus \overline{E}) \leq \mathcal{H}_\varphi^{d-1}\left(\partial E \cap \bigcup_{Q_\rho \in \mathcal{Q}_{\rho,\Omega'}^{\text{flat}}} Q_{3\rho}\right) + C_0 \eta \mathcal{H}_\varphi^{d-1}(\partial E \cap \Omega), \quad (2.52)$$

To this end, we enumerate the cubes in $\mathcal{Q}_{\rho,\Omega'}^{\text{flat}}$ by $\{Q_\rho^1, \dots, Q_\rho^N\}$, and for each Q_ρ^n , $n = 1, \dots, N$, we denote by $(\Gamma_i^n)_{i=1}^{I_n}$ the pairwise disjoint sets in $\partial E \cap Q_{3\rho}^n$ and by $(T_i^n)_{i=1}^{I_n}$ the closed sets obtained by Lemma 2.10. Accordingly, we denote the set of indices by $\mathcal{I}_{\text{good}}^n$ and $\mathcal{I}_{\text{bad}}^n$. We let $\mathcal{J}_1 = \{1, \dots, I_1\}$, and given \mathcal{J}_{n-1} for $n \in \{2, \dots, N\}$, we define \mathcal{J}_n as the subset of $\{1, \dots, I_n\}$ which does not contain the indices $\mathcal{I}_{\text{bad}}^n(Q'_\rho)$ for $Q'_\rho \in \mathcal{N}(Q_\rho^n) \cap \{Q_\rho^1, \dots, Q_\rho^{n-1}\}$, i.e., the indices related to parts of ∂E which have been covered already by the procedure, related to one of the previous cubes $\{Q_\rho^1, \dots, Q_\rho^{n-1}\}$. Thus, as a consequence of (2.35) and (2.37), for each $n \in \{1, \dots, N\}$ and each $i \in \mathcal{J}_n$ we find sets $\Psi_i^n \subset \partial E$ such that $(\Psi_i^n)_{n,i}$ are pairwise disjoint and

$$\mathcal{H}_\varphi^{d-1}(\partial T_i^n \setminus \overline{E}) \leq \mathcal{H}_\varphi^{d-1}(\Psi_i^n) + C\eta \rho^{d-1}. \quad (2.53)$$

Indeed, if $i \in \mathcal{I}_{\text{good}}^n$, one takes $\Psi_i^n = \Gamma_i^n \cap Q_\rho$. If $i \in \mathcal{I}_{\text{bad}}^n(Q'_\rho)$, we set $\Psi_i^n = \Gamma_i^n \cap (Q_\rho \cup Q'_\rho)$. We also note that $\#\mathcal{J}_n \leq I_n \leq C = C(\varphi, \Lambda)$, see Lemma 2.10. The construction along with (2.53) shows

$$\begin{aligned} \sum_{n=1}^N \mathcal{H}_\varphi^{d-1}(\partial(E_{\eta,\gamma}(Q_\rho^n)) \setminus \overline{E}) &\leq \sum_{n=1}^N \sum_{i \in \mathcal{J}_n} \mathcal{H}_\varphi^{d-1}(\partial T_i^n \setminus \overline{E}) \leq \sum_{n=1}^N \sum_{i \in \mathcal{J}_n} (\mathcal{H}_\varphi^{d-1}(\Psi_i^n) + C\eta \rho^{d-1}) \\ &\leq \mathcal{H}_\varphi^{d-1}\left(\partial E \cap \bigcup_{Q_\rho \in \mathcal{Q}_{\rho,\Omega'}^{\text{flat}}} Q_{3\rho}\right) + C\eta \rho^{d-1} \#\mathcal{Q}_{\rho,\Omega'}^{\text{flat}}, \end{aligned}$$

where in the last step we used the fact that $(\Psi_i^n)_{n,i}$ are pairwise disjoint and also contained in $\partial E \cap \bigcup_{Q_\rho \in \mathcal{Q}_{\rho,\Omega'}^{\text{flat}}} Q_{3\rho}$. This along with (2.44) shows

$$\begin{aligned} \sum_{Q_\rho \in \mathcal{Q}_\rho^{\text{flat}}} \mathcal{H}_\varphi^{d-1}(\partial(E_{\eta,\gamma}(Q_\rho)) \setminus \overline{E}) &\leq \mathcal{H}_\varphi^{d-1}\left(\partial E \cap \bigcup_{Q_\rho \in \mathcal{Q}_{\rho,\Omega'}^{\text{flat}}} Q_{3\rho}\right) + C\eta \sum_{Q_\rho \in \mathcal{Q}_\rho^{\text{flat}}} \mathcal{H}_\varphi^{d-1}(\partial E \cap Q_{8\rho}) \\ &\leq \mathcal{H}_\varphi^{d-1}\left(\partial E \cap \bigcup_{Q_\rho \in \mathcal{Q}_{\rho,\Omega'}^{\text{flat}}} Q_{3\rho}\right) + C\eta \mathcal{H}_\varphi^{d-1}(\partial E \cap \Omega), \end{aligned} \quad (2.54)$$

where in the last step we again used that each point in $\bigcup_{Q_\rho \in \mathcal{Q}_{\rho,\Omega'}^{\text{flat}}} Q_{8\rho}$ is contained in at most 15^d different cubes $Q_{8\rho}$, see (1.7), and $Q_{8\rho} \subset \Omega$, see (2.40). As Λ itself is a constant depending only on φ , we obtain (2.52).

We now conclude the proof as follows: note that $Q_\rho \in \mathcal{Q}_\rho^{\text{flat}}$ implies $Q_{3\rho} \cap Q'_{8\rho} = \emptyset$ for all $Q'_\rho \in \mathcal{Q}_\rho^{\text{acc}}$, see (2.43). Moreover, we get that

$$\left(\partial E \cap \bigcup_{Q_\rho \in \mathcal{Q}_{\rho, \Omega'}^{\text{flat}}} Q_{3\rho} \right) \setminus \bigcup_{Q_\rho \in \mathcal{Q}_{\rho, \Omega'}^{\text{flat}}} Q_\rho \subset \bigcup_{Q_\rho \in \mathcal{Q}_\rho^{\text{acc}}} \overline{Q_{12\rho}} \cup (\partial \Omega')_{3\sqrt{d}\rho}.$$

Then, combining (2.49) and (2.50)–(2.52), and using (2.40)–(2.41), we obtain (2.10)(iii). \square

We close this subsection with the version for graphs.

Proof of Corollary 2.3. Consider $\Omega = \omega \times (-1, M+1)$ for some open and bounded $\omega \subset \mathbb{R}^{d-1}$ and $M > 0$. Suppose that $E = \{(x', x_d) \in \Omega : x' \in \omega, x_d > h(x')\}$ for a regular function $h : \omega \rightarrow [0, M]$. We start by introducing the set

$$E_{\eta, \gamma}^* = \text{int} \left(E \cup \bigcup_{Q_\rho \in \mathcal{Q}_\rho^{\text{acc}}} (\overline{Q_{12\rho}}) \right).$$

Clearly, by construction $E_{\eta, \gamma}^* \supset E_{\eta, \gamma}$. Moreover, by Lemma 2.11 we find that

$$\mathcal{H}^{d-1}(\partial E_{\eta, \gamma}^* \cap \Omega) \leq C_0 \mathcal{F}_{\text{surf}}^{\varphi, \gamma, q}(E), \quad \mathcal{L}^d(E_{\eta, \gamma}^* \setminus E) \leq C_0 \rho \mathcal{F}_{\text{surf}}^{\varphi, \gamma, q}(E)$$

for an absolute constant $C_0 > 0$, where we use the definition of ρ in (2.39). We note that the set $\Omega \setminus E_{\eta, \gamma}^*$ can be seen as the subgraph of a suitable BV -function with $\mathcal{H}^{d-1}(\overline{\partial^* E_{\eta, \gamma}^*} \setminus \partial^* E_{\eta, \gamma}^*) = 0$. The desired set $E'_{\eta, \gamma} \supset E_{\eta, \gamma}^*$ is then obtained by approximating the set $\Omega \setminus E_{\eta, \gamma}^*$ from below with a suitable smooth graph so that (2.5) holds true, see [27, Lemma 6.3]. \square

2.4. Small area implies large curvature: Proof of Lemma 2.11. This subsection is devoted to the proof of Lemma 2.11. We start with a lemma due to L. SIMON, whose original statement and proof can be found in [86, Corollary 1.3].

Lemma 2.13. *Given $R > 0$ and $\mu \in (0, 1)$, there exist $\alpha_0 = \alpha_0(\mu) > 0$ and $C_0 = C_0(\mu) > 0$ such that the following holds: consider a connected, closed, and regular two-dimensional surface Σ in \mathbb{R}^3 such that*

$$\int_{\Sigma \cap B_R} |A| d\mathcal{H}^2 < \alpha_0 R, \quad \Sigma \cap \partial B_R \neq \emptyset, \quad \text{and} \quad \Sigma \cap \partial B_{\mu R} \neq \emptyset.$$

Then, we have

$$\mathcal{H}^2(\Sigma \cap B_R) \geq C_0 R^2.$$

We proceed now with the proof of Lemma 2.11.

Proof of Lemma 2.11. We first treat the elementary case $d = 2$, and then we address the case $d = 3$ by using Lemma 2.13.

Step 1. ($d = 2$) Let $c_0 = 1$ and $c_\Lambda = (\Lambda + 1)^{-1/q} \in (0, 1)$. Consider $Q_\rho \in \mathcal{Q}_\rho$ such that $Q_{8\rho} \subset \Omega$, $\partial E \cap Q_{3\rho} \neq \emptyset$ and $\mathcal{H}^1(\partial E \cap Q_{8\rho}) < \rho$. Let γ be a connected component of $\partial E \cap Q_{8\rho}$ intersecting $\partial E \cap Q_{3\rho}$. Clearly, γ is a regular planar curve and we have

$$\text{diam}(\gamma) \leq \mathcal{H}^1(\gamma) \leq \mathcal{H}^1(\partial E \cap Q_{8\rho}) < \rho.$$

Therefore, γ is a closed curve inside the cube $Q_{8\rho}$. Hence, for all $0 < \rho \leq c_\Lambda \gamma^{1/q}$, recalling that $c_\Lambda = (\Lambda + 1)^{-1/q}$ and $q \geq 1$, Lemma A.1 yields

$$\gamma \int_{\partial E \cap Q_{8\rho}} |A|^q d\mathcal{H}^1 \geq c_\Lambda^{-q} \rho^q \int_\gamma |\kappa_\gamma|^q d\mathcal{H}^1 \geq (\Lambda + 1) \rho^q (\text{diam}(\gamma))^{1-q} \geq (\Lambda + 1) \rho^q \rho^{1-q} > \Lambda \rho.$$

Step 2. ($d = 3$) Let $c_0 = C_0(3\sqrt{3}/8)$, where $C_0(3\sqrt{3}/8)$ is the constant in Lemma 2.13, applied

for $R = 4\rho$ and $\mu = 3\sqrt{3}/8$. Moreover, for the constant $\alpha_0 = \alpha_0(3\sqrt{3}/8)$ obtained also from Lemma 2.13, we define

$$c_\Lambda := \max \left\{ c_0^{\frac{1-q}{q}} 4\alpha_0(\Lambda + 1)^{-1/q}, (4\pi)^{1/2} c_0^{1/q-1/2} (\Lambda + 1)^{-1/q} \right\}. \quad (2.55)$$

Consider $Q_\rho \in \mathcal{Q}_\rho$ such that $Q_{8\rho} \subset \Omega$, $\partial E \cap Q_{3\rho} \neq \emptyset$ and

$$\mathcal{H}^2(\partial E \cap Q_{8\rho}) < c_0 \rho^2 < C_0(3\sqrt{3}/8)(4\rho)^2. \quad (2.56)$$

Let K be a connected component of ∂E such that $K \cap Q_{3\rho} \neq \emptyset$. As ∂E is a closed surface, we note that K is a closed surface as well. We first suppose that $K \cap \partial Q_{8\rho} \neq \emptyset$. Then, the connectedness of the regular surface K and the fact that $Q_{3\rho} \subset B_{3\sqrt{3}\rho/2} \subset B_{4\rho} \subset Q_{8\rho}$ imply that

$$K \cap \partial B_{3\sqrt{3}\rho/2} \neq \emptyset, \quad K \cap \partial B_{4\rho} \neq \emptyset.$$

Therefore, in view of (2.56), by applying Lemma 2.13 (or more precisely its negation) for $R = 4\rho > 0$, $\mu = 3\sqrt{3}/8 \in (0, 1)$, and $\Sigma = K$, we deduce that

$$\int_{K \cap B_{4\rho}} |\mathbf{A}| \, d\mathcal{H}^2 \geq 4\alpha_0 \rho. \quad (2.57)$$

Using Hölder's inequality, (2.56), (2.57), and the fact that $q \geq 2 > 1$, we obtain for all $0 < \rho \leq c_\Lambda \gamma^{1/q}$ that

$$\begin{aligned} \gamma \int_{\partial E \cap Q_{8\rho}} |\mathbf{A}|^q \, d\mathcal{H}^2 &\geq c_\Lambda^{-q} \rho^q \int_{K \cap B_{4\rho}} |\mathbf{A}|^q \, d\mathcal{H}^2 \geq c_\Lambda^{-q} \rho^q (\mathcal{H}^2(K \cap B_{4\rho}))^{1-q} \left(\int_{K \cap B_{4\rho}} |\mathbf{A}| \, d\mathcal{H}^2 \right)^q \\ &\geq (c_\Lambda^{-q} \rho^q) (c_0 \rho^2)^{1-q} (4\alpha_0 \rho)^q = (4^q \alpha_0^q c_0^{1-q} c_\Lambda^{-q}) \rho^2 > \Lambda \rho^2, \end{aligned}$$

where the last step follows from the definition of c_Λ in (2.55).

If instead we have $K \cap \partial Q_{8\rho} = \emptyset$, then K is closed inside the cube $Q_{8\rho}$, i.e., $\partial(K \cap Q_{8\rho}) = \emptyset$. By a classical topological-differential geometric fact regarding a lower bound on the Willmore energy of closed surfaces, we then have that

$$\int_{K \cap Q_{8\rho}} |\mathbf{A}|^2 \, d\mathcal{H}^2 \geq 4\pi,$$

see e.g. [86, formula (0.2)] and the references therein for its simple proof. By using again Hölder's inequality, the fact that $q \geq 2$, and (2.56), as before we estimate

$$\begin{aligned} \gamma \int_{\partial E \cap Q_{8\rho}} |\mathbf{A}|^q \, d\mathcal{H}^2 &\geq c_\Lambda^{-q} \rho^q \int_{K \cap Q_{8\rho}} |\mathbf{A}|^q \, d\mathcal{H}^2 \geq c_\Lambda^{-q} \rho^q (\mathcal{H}^2(K \cap Q_{8\rho}))^{1-q/2} \left(\int_{K \cap Q_{8\rho}} |\mathbf{A}|^2 \, d\mathcal{H}^2 \right)^{q/2} \\ &\geq (c_\Lambda^{-q} \rho^q) (c_0 \rho^2)^{1-q/2} (4\pi)^{q/2} \geq (4\pi)^{q/2} c_0^{1-q/2} c_\Lambda^{-q} \rho^2 > \Lambda \rho^2, \end{aligned}$$

where the last step again follows from the definition of c_Λ in (2.55). This concludes the proof. \square

2.5. Local thickening of sets: Proof of Lemma 2.10. This subsection is devoted to the proof of Lemma 2.10. We start with a preliminary observation: given $\eta, \gamma > 0$ and $Q_\rho \in \mathcal{Q}_\rho$ for some $0 < \rho \leq \eta^7 \gamma^{1/q}$ such that $\mathcal{F}_{\text{surf}}^{\varphi, \gamma, q}(E \cap Q_{8\rho}) \leq \Lambda \rho^{d-1}$, see (2.34), then by (2.1), Hölder's inequality, and by $\min_{\mathbb{S}^{d-1}} \varphi = 1$ (which was assumed without loss of generality), we obtain

$$\begin{aligned} \int_{\partial E \cap Q_{8\rho}} |\mathbf{A}| \, d\mathcal{H}^{d-1} &\leq (\mathcal{H}^{d-1}(\partial E \cap Q_{8\rho}))^{\frac{q-1}{q}} \left(\int_{\partial E \cap Q_{8\rho}} |\mathbf{A}|^q \right)^{\frac{1}{q}} \leq (\Lambda \rho^{d-1})^{\frac{q-1}{q}} \left(\frac{\Lambda}{\gamma} \rho^{d-1} \right)^{\frac{1}{q}} \\ &\leq \Lambda \gamma^{-1/q} \rho^{d-1} \leq \Lambda \eta^7 \rho^{d-2}. \end{aligned} \quad (2.58)$$

Therefore, we can ensure that the L^1 -norm of $|\mathbf{A}|$ inside $\partial E \cap Q_{8\rho}$ is small compared to ρ^{d-2} .

Our proof fundamentally relies on the fact that, under the above bound on the curvature, $\partial E \cap Q_\rho$ is essentially a finite union of graphs of regular functions with suitable a priori C^1 -estimates. To state this result, we introduce the following notation: given an affine subspace $L \subset \mathbb{R}^d$ of codimension 1 (i.e., a line in \mathbb{R}^2 or a plane in \mathbb{R}^3) we denote by L^\perp the one-dimensional subspace spanned by a unit normal vector ν_L to L . Accordingly, for $U \subset L$ and $u: U \rightarrow L^\perp$, we define $\text{graph}(u) := \{x + u(x): x \in U\} \subset \mathbb{R}^d$. We first state the result for $d = 2$ separately, since its proof is significantly easier than for $d = 3$. Note that the parameter ε which appears in the next lemmata should not be confused with the one used below (2.3), and serves a different purpose.

Lemma 2.14 (Almost straight curves). *There exist $\varepsilon_0 > 0$ and an absolute constant $C_1 \geq 1$ such that for every $\Lambda > 0$ the following holds: for every $\varepsilon \in (0, \varepsilon_0]$, every square Q_ρ , $\rho > 0$, and every $E \in \mathcal{A}_{\text{reg}}(\mathbb{R}^2)$ satisfying*

$$\partial E \cap Q_{3\rho} \neq \emptyset, \quad \mathcal{H}^1(\partial E \cap Q_{8\rho}) \leq \Lambda\rho, \quad \text{and} \quad \int_{\partial E \cap Q_{8\rho}} |\mathbf{A}| d\mathcal{H}^1 \leq \varepsilon,$$

then there exist regular curves $(\gamma_i)_{i=1}^M$ with $M \leq \Lambda$ such that

$$\partial E \cap Q_{3\rho} = \bigcup_{i=1}^M \gamma_i \cap Q_{3\rho},$$

corresponding lines L_i and functions $u_i: U_i \rightarrow L_i^\perp$, where $U_i \subset L_i$ are closed segments with $\text{diam}(U_i) \leq C_1\rho$, such that $\text{graph}(u_i) = \gamma_i$ for $i = 1, \dots, M$, and

$$\|u_i\|_{L^\infty(U_i)} \leq C_1\varepsilon\rho, \quad \|u'_i\|_{L^\infty(U_i)} \leq C_1\varepsilon.$$

The proof is elementary, and we refer to Appendix A.1. The analogous statement in dimension $d = 3$ is more involved: it is known as the *Approximate Graphical Decomposition Lemma* proved by L. SIMON, see [86, Lemma 2.1].

Lemma 2.15 (Simon's Approximate Graphical Decomposition Lemma). *For any $\Lambda > 0$ and $\mu \in (0, 1)$ there exist $\varepsilon_S = \varepsilon_S(\Lambda, \mu) \in (0, 1)$ and a constant $C_1 = C_1(\Lambda, \mu) \geq 1$ such that for every $\varepsilon \in (0, \varepsilon_S]$, every $\rho > 0$, and every $E \in \mathcal{A}_{\text{reg}}(\mathbb{R}^3)$ satisfying $\partial E \cap B_{\mu\rho} \neq \emptyset$, and*

$$\mathcal{H}^2(\partial E \cap B_\rho) \leq \Lambda\rho^2 \quad \text{and} \quad \int_{\partial E \cap B_\rho} |\mathbf{A}| d\mathcal{H}^2 \leq \varepsilon\rho,$$

the following holds true: there exist pairwise disjoint, closed sets $P_1, \dots, P_N \subset \partial E$ with

$$\sum_{j=1}^N \text{diam}(P_j) \leq C_1\sqrt{\varepsilon}\rho$$

and functions $u_i \in C^2(\overline{U_i}; L_i^\perp)$ for $i = 1, \dots, M$, with $M \leq C_1$, such that

$$(\partial E \cap B_{\mu\rho}) \setminus \bigcup_{j=1}^N P_j = \left(\bigcup_{i=1}^M \text{graph}(u_i) \right) \cap B_{\mu\rho}.$$

Here, for every $i = 1, \dots, M$, L_i is a two-dimensional plane in \mathbb{R}^3 , $U_i \subset L_i$ is a smooth bounded domain with

$$\text{diam}(U_i) \leq C_1\rho \tag{2.59}$$

of the form $U_i = U_i^0 \setminus (\bigcup_{k=1}^{R_i} d_{i,k})$, where U_i^0 is a simply connected subdomain of L_i and $(d_{i,k})_{k=1}^{R_i}$ are pairwise disjoint closed disks in L_i , which do not intersect ∂U_i^0 . Moreover, $\text{graph}(u_i)$ is connected and u_i also satisfies the estimates

$$\sup_{x \in U_i} |u_i(x)| \leq C_1\varepsilon^{1/6}\rho, \quad \sup_{x \in U_i} |\nabla u_i(x)| \leq C_1\varepsilon^{1/6}.$$

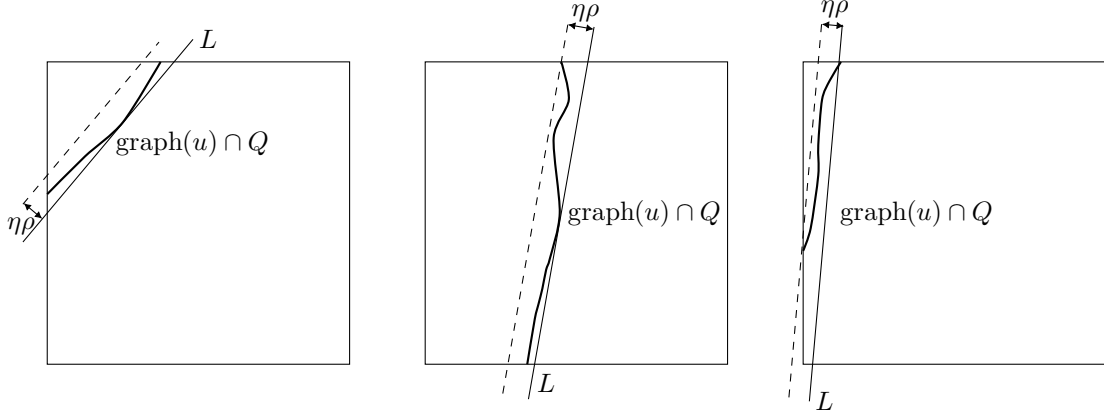


Figure 4. Different positions of planes inside a cube. In the left and in the middle cube, the two different cases of good planes are depicted whereas the rightmost figure shows a bad plane. The thick surfaces illustrate $\text{graph}(u) \cap Q_\rho$ and the dashed planes are at distance $\eta\rho$ to L , i.e., at the maximal distance of $\text{graph}(u)$ from the plane L inside Q_ρ . In the two left pictures, the area of the dashed plane inside Q_ρ and the plane L inside Q_ρ are comparable up to an error of order $\eta\rho^2$. This is the key observation for the proof of (2.61)–(2.62). In the case of a bad plane, this is in general not true.

Here, ∂U_i^0 has to be understood with respect to the relative topology of L_i . Roughly speaking, the result states that, apart from sets $(P_j)_{j=1,\dots,N}$ of small diameter, so-called *pimples*, $\partial E \cap B_{\mu\rho}$ can be written as the union of finitely many graphs of regular functions with small heights and small gradients. Compare the result to the easier statement of Lemma 2.14.

Remark 2.16 (Adaptions to the original statement). We have phrased the result slightly differently compared to the original statement in [86, Lemma 2.1], where the lemma was stated only for $\mu = 1/2$ but for general smooth, closed 2-dimensional manifolds Σ . However, it is easy to verify through the proof that it is an interior ε -regularity result, valid for every $\partial E \in C^2$ and for every $\mu \in (0, 1)$, up to adapting the constants. The estimate (2.59) is implicitly mentioned in the original statement, being a simple geometric observation, see also the proof of Lemma 2.14 in Appendix A.1 for the analogous fact in two dimensions. Finally, the original statement has the assumption $0 \in \partial E$ which however can readily be generalized to requiring that $\partial E \cap B_{\mu\rho} \neq \emptyset$.

Remark 2.17 (Result on cubes). As in [86], the lemma is phrased as an interior statement for balls in \mathbb{R}^3 . In the application below, we will apply it on cubes, by using $Q_{8\rho}$ in place of B_ρ and $Q_{3\rho}$ in place of $B_{\mu\rho}$. Indeed, to this end, it suffices to note that $B_{4\rho} \subset Q_{8\rho}$ and $Q_{3\rho} \subset B_{4\mu\rho}$ for $\mu \in (3\sqrt{3}/8, 1)$.

Both statements above involve functions which are defined with respect to suitable lines or planes, respectively. As a second preparation, we need to distinguish between *good and bad lines and planes* for a cube Q_ρ . We discuss the following definitions and properties only for planes in \mathbb{R}^3 as the analogous definitions for lines in \mathbb{R}^2 can be simply obtained by identifying lines in \mathbb{R}^2 with planes in \mathbb{R}^3 with one tangent vector given by e_3 .

Without restriction we suppose for the following arguments that Q_ρ is centered in 0, as this can always be achieved by a translation.

Definition 2.18. Let $\theta \in (0, 1/\sqrt{3})$ and let L be a plane with normal $\nu_L = (\nu_1, \nu_2, \nu_3) \in \mathbb{S}^2$ such that $(L)_{3\eta\rho} \cap Q_\rho \neq \emptyset$, see (1.5). We say that L is a θ -good plane for Q_ρ if and only if one of the following two properties holds true:

- (1) There exist $i, j \in \{1, 2, 3\}$, $i \neq j$, such that $|\nu_i|, |\nu_j| \geq \theta$;
- (2) There exists $k \in \{1, 2, 3\}$ such that $|\nu_k| \geq \theta$ and

$$\text{dist}(L \cap Q_{3\rho}, \{x_k = -\rho/2\} \cup \{x_k = \rho/2\}) \geq 20\theta\rho. \quad (2.60)$$

If L is not a θ -good plane for Q_ρ , we say that it is a θ -bad plane for Q_ρ . In the statement of Lemma 2.10, the two different possibilities, namely θ -good or θ -bad planes, are reflected in the two cases described in (2.35)(i) and (2.35)(ii), respectively. The different cases of good and bad planes are depicted in Figure 4. In the following, we denote by ν_L a unit normal vector to L whose orientation will be specified in the proof below. Recall also the shorthand notation for the anisotropic perimeter in (2.33).

Lemma 2.19 (Surface estimate for θ -good planes). *There exists $\theta \in (0, 1/\sqrt{3})$ small enough and a constant $C_\theta > 0$ such that for any $\rho > 0$ and any θ -good plane L for Q_ρ the following holds:*

- (i) By letting $S_L := Q_{(1+6\eta)\rho} \cap (L)_{3\eta\rho}$ we obtain

$$\mathcal{H}_\varphi^2(\partial^- S_L) \leq \mathcal{H}_\varphi^2(L \cap Q_\rho) + C_\theta \varphi_{\max} \eta \rho^2, \quad (2.61)$$

where $\partial^- S_L := \partial S_L \setminus (-3\eta\rho\nu_L + L)$.

- (ii) Let $u \in L^\infty(U; L^\perp)$ for some bounded domain $U \subset L$ with $\|u\|_{L^\infty(U)} \leq \eta\rho$. Let us also set $\omega_u := \Pi_L(\text{graph}(u) \cap Q_\rho)$, where Π_L denotes the orthogonal projection onto the plane L . Then

$$\mathcal{H}^2(\omega_u \triangle (L \cap Q_\rho)) \leq \mathcal{H}^2((L \cap Q_\rho) \setminus U) + C_\theta \eta \rho^2. \quad (2.62)$$

Lemma 2.20 (θ -bad planes). *There exists $\theta \in (0, 1/\sqrt{3})$ small enough such that for any $\rho > 0$ and any θ -bad plane L for Q_ρ the following holds: let $k \in \{1, 2, 3\}$ be the unique component such that $|\nu_k| \geq \theta$. Then, we have*

$$\text{either } -\frac{3\rho}{4} < x \cdot e_k < -\frac{\rho}{4} \quad \forall x \in L \cap Q_{3\rho}, \quad \text{or} \quad \frac{\rho}{4} < x \cdot e_k < \frac{3\rho}{4} \quad \forall x \in L \cap Q_{3\rho}. \quad (2.63)$$

The proofs of the above lemmata are elementary but tedious. They are deferred to Appendix A.2. We are now in the position to give the proof of Lemma 2.10.

Proof of Lemma 2.10. Let $\gamma \in (0, 1)$ and without restriction $\Lambda \geq 1$. Consider Q_ρ centered without restriction at 0 such that $Q_{12\rho} \subset \Omega$ and (2.34) holds. In the case $d = 2$, we choose $\eta_0 = \eta_0(\Lambda)$ such that $\Lambda\eta_0^7 \leq \varepsilon_0$, where $\varepsilon_0 > 0$ is the constant of Lemma 2.14. Then, by (2.34) and (2.58) it is possible to apply Lemma 2.14. In the case $d = 3$, we choose $\eta_0 = \eta_0(\Lambda)$ such that $\Lambda\eta_0 \leq \min\{C_1\varepsilon_S^{1/6}, C_1^{-6}, 2^{-(1+q/2)}c_0\}$, where ε_S and $C_1 \geq 1$ are the constants in Lemma 2.15, and c_0 is the constant in Lemma 2.11. Consequently, in view of (2.58), we have

$$\int_{\partial E \cap Q_{8\rho}} |\mathbf{A}| d\mathcal{H}^2 \leq \Lambda\eta_0\eta^6\rho^{d-2} \leq (\eta/C_1)^6\rho.$$

In particular, as $\eta \leq \eta_0 \leq C_1\varepsilon_S^{1/6}$, we get $\int_{\partial E \cap Q_{8\rho}} |\mathbf{A}| d\mathcal{H}^2 \leq \varepsilon_S\rho$. This along with (2.34) allows to apply Lemma 2.15 in the version of Remark 2.17. From now on, we only treat the case $d = 3$ since the case $d = 2$ is simpler (in the latter case the sets $(d_{i,k})_{i,k}$ and $(P_j)_j$ below in (2.65) can be chosen empty). In the following, $C > 0$ again denotes a generic absolute constant, whose value is allowed to vary from line to line.

Step 1. (Application of Lemma 2.15) By Lemma 2.15 in the version of Remark 2.17, applied for $\varepsilon := (\eta/C_1)^6 \leq \varepsilon_S$, there exist planes $L_i \subset \mathbb{R}^3$ and functions $u_i: U_i \rightarrow L_i^\perp$ for $i = 1, \dots, M$, with

$M \leq C_1$, where $U_i = U_i^0 \setminus \bigcup_{k=1}^{R_i} d_{i,k}$ for (two-dimensional) disks $(d_{i,k})_{i,k}$ in the planes L_i , as well as pairwise disjoint closed subsets $(P_j)_{j=1}^N \subset \partial E$ such that

$$\partial E \cap Q_{3\rho} = \left(\bigcup_{i=1}^M \text{graph}(u_i) \cup \bigcup_{j=1}^N P_j \right) \cap Q_{3\rho}, \quad (2.64)$$

for all $i = 1, \dots, M$,

$$\sum_{j=1}^N \text{diam}(P_j) \leq C_1(\eta/C_1)^3 \rho \leq \eta\rho, \quad (2.65)$$

and for the functions $(u_i)_{i=1, \dots, M}$ we have the C^1 -estimates

$$\sup_{x \in U_i} |u_i(x)| \leq C_1(\eta/C_1)\rho = \eta\rho \leq 2\eta\rho, \quad \sup_{x \in U_i} |\nabla u_i(x)| \leq C_1(\eta/C_1) = \eta. \quad (2.66)$$

Here, in the estimates (2.65)–(2.66) we used that $\varepsilon = (\eta/C_1)^6$ and the fact that we can choose $\eta \leq \eta_0 \leq C_1$. The nonoptimal estimate with $2\eta\rho$ is introduced for later purposes in Step 4 below. To simplify the exposition, we assume for the moment that there are no pimples in $\partial E \cap Q_{3\rho}$, i.e., by (2.64), that we have

$$\partial E \cap Q_{3\rho} = \bigcup_{i=1}^M \text{graph}(u_i) \cap Q_{3\rho}. \quad (2.67)$$

We defer the analysis of the case of $\partial E \cap Q_{3\rho}$ containing pimples to Step 4. We fix $\theta > 0$ sufficiently small such that Lemmata 2.19–2.20 are applicable. We distinguish the two cases

- (i) L_i is a θ -good plane for Q_ρ , (ii) L_i is a θ -bad plane for Q_ρ .

Now let L_i be a θ -good plane for Q_ρ and consider $u_i: U_i \subset L_i \rightarrow L_i^\perp$. Since ∂E is a compact manifold without boundary, (2.67) and the fact that $|x + u_i(x)|_\infty < \frac{3}{2}\rho$ for all $x \in L_i \cap Q_\rho$ by (2.66), imply that $U_i = U_i^0$ and $U_i \cap Q_{3\rho} \supset L_i \cap Q_\rho$. Consequently, $(L_i \setminus U_i) \cap Q_\rho = \emptyset$.

Step 2. (Good planes) In the following, for notational convenience, we drop the subscript i and simply write L for the plane, ν_L for a unit normal to L , u for the function, and U for its corresponding domain. We choose the following orientation for ν_L , which is important for the definition of $\partial^- S_L$ in Lemma 2.19(i): we denote by $\mathbf{n}(x)$ the outer unit normal to ∂E at x and choose the orientation ν_L as well as an orthonormal basis (τ_1, τ_2) of L such the normal vector $\tilde{\mathbf{n}}(x) = -(\partial_{\tau_1} u)\tau_1 - (\partial_{\tau_2} u)\tau_2 + \nu_L$ to $\text{graph}(u)$ at the point $x + u(x)$ satisfies $\mathbf{n}(x) = \tilde{\mathbf{n}}(x)/|\tilde{\mathbf{n}}(x)|$. Then, in view of (2.66), we have

$$\|\nu_L - \mathbf{n}\|_{L^\infty(U)} \leq C\eta. \quad (2.68)$$

As in Lemma 2.19, we introduce the *stripes* $S_L := Q_{(1+6\eta)\rho} \cap (L)_{3\eta\rho}$. We claim that

$$\text{dist}(\text{graph}(u) \cap Q_\rho, S_L^c) \geq \eta\rho \quad (2.69)$$

and

$$\mathcal{H}_\varphi^2(\text{graph}(u) \cap Q_\rho) \geq \mathcal{H}_\varphi^2(L \cap Q_\rho) - C_\theta \eta \rho^2 \geq \mathcal{H}_\varphi^2(\partial^- S_L) - C_\theta \eta \rho^2, \quad (2.70)$$

where $C_\theta := C(\theta, \varphi) > 0$ is now a constant depending only on θ and φ . Here, recall the notation in (2.33) and the definition of $\partial^- S_L$ in Lemma 2.19(i). To obtain (2.69), it suffices to check that

$$(a) \text{ dist}(\text{graph}(u) \cap Q_\rho, Q_{(1+6\eta)\rho}^c) \geq \eta\rho \quad \text{and} \quad (b) \text{ dist}(\text{graph}(u) \cap Q_\rho, (L)_{3\eta\rho}^c) \geq \eta\rho.$$

Item (a) is clear. To see (b), we first note that $\text{dist}(L, (L)_{3\eta\rho}^c) = 3\eta\rho$. Then, in view of (2.66), for each $y \in \text{graph}(u) \cap Q_\rho$ we have $\text{dist}(y, L) \leq \eta\rho$. Consequently,

$$\text{dist}(\text{graph}(u) \cap Q_\rho, (L)_{3\eta\rho}^c) \geq \text{dist}(L, (L)_{3\eta\rho}^c) - 2\eta\rho \geq 3\eta\rho - 2\eta\rho = \eta\rho.$$

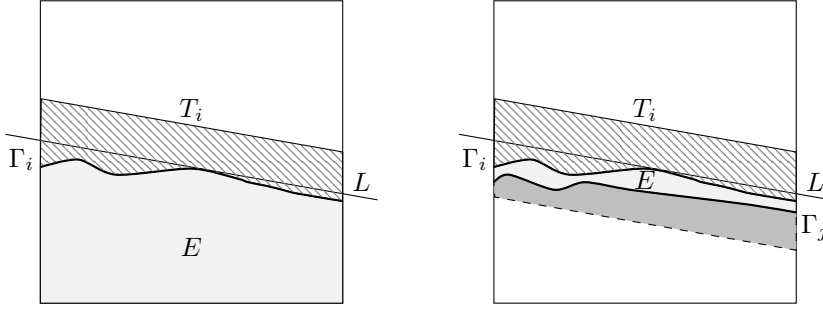


Figure 5. The two fundamental cases for the selection of the sets T_i (hatched). In the second figure, the dark gray set is another connected component of $\overline{S_L} \setminus E$ that is not selected.

Regarding (2.70) we argue as follows: set $\omega_u := \Pi_L((\text{graph}(u) \cap Q_\rho))$, where Π_L denotes the orthogonal projection onto the plane L . By Lemma 2.19(ii) and the fact that $(L \setminus U) \cap Q_\rho = \emptyset$, we have

$$\mathcal{H}^2(\omega_u \triangle (L \cap Q_\rho)) \leq C_\theta \eta \rho^2. \quad (2.71)$$

Due to (2.68) and the fact that φ is Lipschitz, being a norm, we get $\|\varphi(\nu_L) - \varphi(\mathbf{n})\|_{L^\infty(U)} \leq C'\eta$, for a constant C' depending additionally on φ . Therefore, by (2.71), and the fact that we have assumed without restriction that $\min_{\mathbb{S}^2} \varphi = 1$, we obtain

$$\begin{aligned} \mathcal{H}_\varphi^2(\text{graph}(u) \cap Q_\rho) &= \int_{\omega_u} \varphi(\mathbf{n}(x)) \sqrt{1 + |\nabla u(x)|^2} d\mathcal{H}^2(x) \geq \mathcal{H}^2(\omega_u)(\varphi(\nu_L) - C'\eta) \\ &\geq (\mathcal{H}^2(L \cap Q_\rho) - \mathcal{H}^2(\omega_u \triangle (L \cap Q_\rho)))(\varphi(\nu_L) - C'\eta) \\ &\geq \mathcal{H}_\varphi^2(L \cap Q_\rho) - C_\theta \eta \rho^2 - C_\theta \eta \rho^2, \end{aligned}$$

where in the last step we also used the obvious bound $\mathcal{H}^2(L \cap Q_\rho) \leq 3\rho^2$. Then, by Lemma 2.19(i)

$$\mathcal{H}_\varphi^2(\text{graph}(u) \cap Q_\rho) \geq \mathcal{H}_\varphi^2(L \cap Q_\rho) - C_\theta \eta \rho^2 \geq \mathcal{H}_\varphi^2(\partial^- S_L) - C_\theta \eta \rho^2.$$

This concludes the proof of (2.70).

We now set $\Gamma_i = \text{graph}(u_i) \cap Q_\rho$ and let T_i be the connected component of $\overline{S_{L_i}} \setminus E$ which contains Γ_i , see Figure 5. (From now on, for clarification we again add the index i as the definition depends on $u_i: U_i \rightarrow L_i^\perp$.) Let us verify (2.35)(i). To this end, we observe by (2.66) that

$$\partial T_i \setminus \overline{E} \subset \partial S_{L_i} \setminus (-3\eta\rho\nu_{L_i} + L_i) = \partial^- S_{L_i},$$

where the last identity is the definition of $\partial^- S_{L_i}$. Thus, (2.70) implies (2.35)(i). We close this step with the observation that for $x \notin E$

$$\text{dist}(x, \Gamma_i) \leq \text{dist}\left(x, \bigcup_{j=1}^M \text{graph}(u_j) \cap Q_\rho\right) < \eta\rho \quad \Rightarrow \quad x \in T_i. \quad (2.72)$$

In fact, by using (2.69) and by assuming that $\text{dist}(x, \Gamma_i) < \eta\rho$, we get $x \in S_{L_i}$, in particular $x \in S_{L_i} \setminus E$. If we had $x \in S_{L_i} \setminus T_i$, then we would necessarily find Γ_j , $j \neq i$, such that $\text{dist}(x, \Gamma_j) < \text{dist}(x, \Gamma_i)$, see also Figure 5. This is a contradiction.

Step 3. (Bad planes) Now we suppose that L_i is a θ -bad plane for Q_ρ . Then, there exists exactly one $k \in \{1, 2, 3\}$ such that $|\nu_k| \geq \theta$ and $|\nu_j| < \theta$ for $j \neq k$, and by Lemma 2.20 we find that (2.63) holds. Without restriction we suppose that $k = 1$ and that $x \in L_i \cap Q_{3\rho}$ implies that $-\frac{3\rho}{4} \leq x \cdot e_1 < -\frac{\rho}{4}$. In fact, the other cases can be treated along the very same lines. We let $Q'_\rho := Q_\rho - \rho e_1 \in \mathcal{N}(Q_\rho)$ be the neighboring cube of Q_ρ to the left of it, recall notation (2.32).

Due to (2.63), we have that L_i is a θ -good plane for the shifted cube $\tilde{Q}_\rho := Q_\rho - \frac{\rho}{2}e_1$. In fact, Case (2) of Definition 2.18 is satisfied, provided that $\theta > 0$ is chosen small enough. Consequently, given (2.34) and the fact that $\tilde{Q}_{8\rho} \subset \Omega$, we can repeat the above reasoning for \tilde{Q}_ρ in place of Q_ρ . Accordingly, we define $\Gamma_i = \text{graph}(u_i) \cap \tilde{Q}_\rho$ and T_i as the connected component of $\overline{S_{L_i}} \setminus E$ containing Γ_i , where now $S_{L_i} = (\tilde{Q}_\rho)_{(1+6\eta)\rho} \cap (L_i)_{3\eta\rho}$. Then (2.35)(ii) can be proved along similar lines as (2.35)(i) above, by using $\tilde{Q}_\rho \subset Q_\rho \cup Q'_\rho$. In the same way, we obtain (2.72) in this case. We now observe that (2.72) for good and bad planes yields (2.36). In particular, we also note that (2.63) and (2.70) imply

$$\mathcal{H}_\varphi^2(\text{graph}(u_i) \cap (Q_\rho \cup Q'_\rho)) \geq \frac{1}{C}\rho^2, \quad (2.73)$$

provided that $\eta_0 > 0$ is chosen sufficiently small.

Next, we confirm (2.37). To this end, we exemplarily apply the construction for the neighboring cube $Q'_\rho = Q_\rho - \rho e_1$. By Lemma 2.15 and Remark 2.17 (which are applicable by (2.34) and the fact that $Q'_{8\rho} \subset \Omega$) we find planes $L'_j \subset \mathbb{R}^3$, pairwise disjoint sets $(P'_k)_k$, open sets U'_j in L'_j , and functions u'_j such that (2.64)–(2.66) hold. Given the θ -bad plane L_i with corresponding $\text{graph}(u_i)$ for the original cube Q_ρ considered above, in view of (2.64) and (2.65) applied for both Q_ρ and Q'_ρ , and by using (2.73), we observe that there exists a unique function u'_j such that $\text{graph}(u'_j) \cap \text{graph}(u_i) \cap (Q_\rho \cup Q'_\rho) \neq \emptyset$. (In fact, since ∂E is a regular, compact manifold without boundary, different graphs cannot intersect and the graphs of the functions in the above representation are unique.) Then we observe that one could replace in Lemma 2.15 applied on Q_ρ and Q'_ρ , respectively, the $\text{graph}(u_i)$ and $\text{graph}(u'_j)$, respectively, by the union $\text{graph}(u_i) \cup \text{graph}(u'_j)$ which can again be understood as the graph of a function defined on the plane L_i . This shows that the objects Γ'_j and T'_j for L'_j can be chosen identical to Γ_i and T_i , i.e., the sets can indeed be constructed such that (2.37) is ensured.

Step 4. (Presence of pimples) Now we argue how to reduce the case of existence of pimples to the case of non-existence of pimples. As a preparation, we first show that for every pimple $P_j \subset \partial E$ such that $P_j \cap Q_{3\rho} \neq \emptyset$ there exists $i \in \{1, \dots, M\}$ such that $P_j \cap \text{graph}(u_i) \neq \emptyset$. In fact, suppose by contradiction that this was not the case. Due to the fact that Lemma 2.15 guarantees that $P_k \cap P_j = \emptyset$ for all $k \neq j$, we would get that P_j is a compact manifold without boundary. Thus, applying [86, Lemma 1.1] we get

$$\mathcal{H}^2(P_j) \leq (\text{diam}(P_j))^2 \int_{P_j} |\mathbf{H}|^2 d\mathcal{H}^2,$$

where \mathbf{H} denotes the mean curvature. As the estimate clearly still holds with \mathbf{A} in place of \mathbf{H} up to a factor of 2, we get along with Hölder's inequality for $q/2 \geq 1$, (2.1), (2.34), and (2.65) that

$$\begin{aligned} \mathcal{H}^2(P_j) &\leq 2(\text{diam}(P_j))^2 \int_{P_j} |\mathbf{A}|^2 d\mathcal{H}^2 \leq 2\eta^2 \rho^2 (\mathcal{H}^2(P_j))^{1-2/q} \left(\int_{P_j} |\mathbf{A}|^q d\mathcal{H}^2 \right)^{2/q} \\ &\leq 2\eta^2 \rho^2 (\mathcal{H}^2(P_j))^{1-2/q} (\Lambda \gamma^{-1} \rho^2)^{2/q}. \end{aligned}$$

Simplifying the above formula and using the assumption $\rho \leq \eta^7 \gamma^{1/q}$, we have

$$\mathcal{H}^2(P_j) \leq 2^{q/2} \Lambda \gamma^{-1} \rho^2 \rho^q \eta^q \leq 2^{q/2} \Lambda \eta^{8q} \rho^2 < c_0 \rho^2,$$

where the last step follows from the fact that $2^{q/2} \Lambda \eta^{8q} \leq 2^{q/2} \Lambda \eta_0 < c_0$, see the beginning of the proof for our choice of η_0 . By Lemma 2.11 applied to P_j we would then obtain the estimate $\mathcal{F}_{\text{surf}}^{\varphi, \gamma, q}(\partial E \cap Q_{8\rho}) \geq \mathcal{F}_{\text{surf}}^{\varphi, \gamma, q}(P_j) > \Lambda \rho^2$, where we used that $P_j \subset \partial E \cap Q_{8\rho}$, which follows from (2.65). This is a contradiction. Therefore, for all $j \in \{1, \dots, N\}$ there exists an index $i \in \{1, \dots, M\}$ such that $P_j \cap \text{graph}(u_i) \neq \emptyset$.

Now, omitting again the indices for simplicity, we consider a plane L and a function $u: U \subset L \rightarrow L^\perp$ satisfying (2.66), in particular $\|u\|_\infty \leq \eta\rho$. If a pimple P touches $\text{graph}(u)$, it can be covered by a cube that also touches $\text{graph}(u)$, has normal ν_L to one of its faces (the orientation of the others being irrelevant), and sidelength $2\text{diam}(P)$. Due to (2.65), performing this construction for every pimple, the additional surface introduced by the cubes is bounded by $C\eta^2\rho^2$. Furthermore, by this procedure we obtain a piecewise smooth function $\tilde{u}: U \subset L \rightarrow L^\perp$ such that $\|\tilde{u}\|_\infty \leq \|u\|_\infty + \sum_{j=1}^N \text{diam}(P_j) \leq 2\eta\rho$, i.e., (2.66) holds true, where (the classical gradient) $\nabla\tilde{u}$ is well-defined up to a set of \mathcal{H}^2 -measure zero. Additionally, due to the diameter bound on the cubes, see (2.65), we have

$$\mathcal{H}^2(\text{graph}(\tilde{u}) \cap Q_\rho) \leq \mathcal{H}^2(\text{graph}(u) \cap Q_\rho) + C\eta^2\rho^2.$$

Now Step 2 and Step 3 can be performed for the function \tilde{u} instead of the function u in order to conclude the proof. \square

Remark 2.21 (Obstacles in higher dimensions). We close this section by commenting on the current obstacles to generalize our results to higher dimensions. The two essential ingredients depending crucially on the dimension are Lemma 2.11 and Lemma 2.15 whereas the rest of our proof strategy can be carried along with very minor modifications. Lemma 2.15 can in some sense be generalized to any dimension $d \geq 2$ in the spirit of *ε -regularity results*, with respect to the L^q -norm of the second fundamental form for $q > d - 1$. The result is due to HUTCHINSON, see [3], pages 281-306, in particular Theorem 3.7 on page 295, as well as [56], and it is a *graphical representation* rather than an *approximation* result, i.e., the condition $q > d - 1$ excludes the presence of pimples. As we have seen in Lemma 2.14, for $d = 2$ this graphical representation can easily be obtained for every $q \geq 1$, while for $d = 3$ Simon's lemma also handles the case $1 \leq q \leq 2$, modulo the presence of small pimples. For $d > 3$, it would be interesting to investigate to which extent Simon's lemma can be generalized for $q = d - 1$.

The other main obstacle, however, to generalize our result to higher dimensions, especially for the critical case $q = d - 1$, is Lemma 2.11. As in the statement of Lemma 2.13, the main question consists in the validity of the implication that

$$\mathcal{H}^{d-1}(\Sigma \cap B_R) \geq C_0 R^{d-1}$$

for every connected, closed, and regular $(d - 1)$ -dimensional hypersurface Σ in \mathbb{R}^d with

$$\int_{\Sigma \cap B_R} |\mathbf{A}|^{d-2} d\mathcal{H}^{d-1} < \alpha_0 R, \quad \Sigma \cap \partial B_R \neq \emptyset, \quad \text{and} \quad \Sigma \cap \partial B_{\mu R} \neq \emptyset,$$

for suitable $\alpha_0 = \alpha_0(\mu) > 0$ and $C_0 = C_0(\mu) > 0$, $\mu \in (0, 1)$. In fact, this would allow us to repeat the proof of Lemma 2.11 for $q \geq d - 1$. Whereas the above implication holds true in $d = 2$ and $d = 3$, to the best of our knowledge it is an open question for $d > 3$. For related results in higher dimensions, yet not sufficient for our purposes, we refer to [83, Theorem 1.1] and [69, Theorem A].

3. APPLICATIONS

This section is devoted to applications of our rigidity result. We identify effective linearized models of nonlinear elastic energies in the small-strain limit in two settings, namely for a model with material voids in elastically stressed solids and for epitaxially strained elastic thin films. In the following, for $d = 2, 3$ we let $\Omega \subset \mathbb{R}^d$ be a bounded Lipschitz domain, and $W: \mathbb{R}^{d \times d} \rightarrow [0, +\infty)$ be a frame-indifferent stored elastic energy density with the usual assumptions in nonlinear elasticity.

Altogether, we suppose that W satisfies the following assumptions

- (i) Frame indifference: $W(RF) = W(F)$ for all $R \in SO(d)$, $F \in \mathbb{R}^{d \times d}$,
 - (ii) Single energy-well structure: $\{W = 0\} = SO(d)$,
 - (iii) Regularity: $W \in C^3$ in a neighborhood of $SO(d)$,
 - (iv) Coercivity: There exists $c > 0$ such that for all $F \in \mathbb{R}^{d \times d}$ it holds that
- $$W(F) \geq c \operatorname{dist}^2(F, SO(d)). \quad (3.1)$$

Notice that the above assumptions particularly imply that $DW(\operatorname{Id}) = 0$. The general approach in linearization results in many different settings (see, e.g., [1, 11, 30, 45, 46, 73, 80, 81]) is to consider sequences of deformations $(y_\delta)_{\delta > 0}$ with small elastic energy, more precisely

$$\sup_{\delta > 0} \delta^{-2} \int_{\Omega} W(\nabla y_\delta) \, dx < +\infty,$$

and to pass to the small-strain limit as $\delta \rightarrow 0$, in terms of *rescaled displacement fields*, i.e., mappings

$$u_\delta = \frac{1}{\delta}(y_\delta - \operatorname{id}). \quad (3.2)$$

These maps measure the distance of the deformations from the identity, rescaled by the typical strain $\delta > 0$. This yields a linearization of the elastic energy, which can be expressed in terms of the quadratic form $\mathcal{Q}: \mathbb{R}^{d \times d} \rightarrow [0, +\infty)$ defined by

$$\mathcal{Q}(F) := D^2W(\operatorname{Id})F : F \quad \text{for all } F \in \mathbb{R}^{d \times d}. \quad (3.3)$$

In view of (3.1), \mathcal{Q} is positive-definite on $\mathbb{R}_{\operatorname{sym}}^{d \times d}$ and vanishes on $\mathbb{R}_{\operatorname{skew}}^{d \times d}$. We will consider models containing surface energies with an additional curvature regularization as indicated in (2.1), where we choose a sequence of scaling parameters $(\gamma_\delta)_{\delta > 0} \subset (0, +\infty)$ for which we require

$$\gamma_\delta \rightarrow 0 \quad \text{and} \quad \liminf_{\delta \rightarrow 0} \left(\delta^{-\frac{q}{3d}} \gamma_\delta \right) = +\infty. \quad (3.4)$$

In fact, this allows us to define a sequence $(\kappa_\delta)_{\delta > 0} \subset (0, +\infty)$ satisfying

$$\delta \kappa_\delta^3 \rightarrow 0, \quad \gamma_\delta^{d/q} \kappa_\delta \rightarrow \infty \quad \text{as } \delta \rightarrow 0, \quad (3.5)$$

which will play a pivotal role in the linearization procedure. In the following, we will focus on a curvature regularization in terms of the second fundamental form \mathbf{A} . Under certain assumptions however, in the case $d = 3$, $q = 2$, \mathbf{A} can be replaced by the mean curvature \mathbf{H} . We refer to Corollaries 3.4 and 3.8 for details in this direction.

In our applications, it will turn out that limiting mappings lie in the space of generalized special functions of bounded deformation $GSBD^2(\Omega)$. For basic properties of $GSBD^2(\Omega)$, we refer to [29] and Appendix A.4 below. In particular, for $u \in GSBD^2(\Omega)$, we will denote by $e(u) = \frac{1}{2}(\nabla u + \nabla u^T)$ the approximate symmetric differential and by J_u the jump set of u with measure-theoretic normal ν_u . Moreover, by $L^0(\Omega; \mathbb{R}^d)$ we denote the space of \mathcal{L}^d -measurable mappings $v: \Omega \rightarrow \mathbb{R}^d$, endowed with the topology of the convergence in measure. For any $s \in [0, 1]$ and any $E \in \mathfrak{M}(\Omega)$, E^s denotes the set of points with d -dimensional density s with respect to E . By $\partial^* E$ we indicate the essential boundary of E , see [4, Definition 3.60].

We now present our two applications in Subsections 3.1–3.2. The proofs of the results are deferred to Subsections 3.3–3.4.

3.1. Material voids in elastically stressed solids. We study boundary value problems for elastically stressed solids with voids. We suppose that the boundary data are imposed on an open subset $\partial_D \Omega \subset \partial \Omega$ and are close to the identity. To this end, let $u_0 \in W^{1,\infty}(\mathbb{R}^d; \mathbb{R}^d)$, $d = 2, 3$, and for $\delta > 0$ define $y_0^\delta := \text{id} + \delta u_0$. Let further φ be a norm, $q \in [d-1, +\infty)$, and $(\gamma_\delta)_{\delta>0}$ as in (3.4). Then for the density $W: \mathbb{R}^{d \times d} \rightarrow [0, \infty)$ introduced in (3.1), we let $F_\delta: L^0(\Omega; \mathbb{R}^d) \times \mathfrak{M}(\Omega) \rightarrow [0, +\infty]$ be the functional defined by

$$F_\delta(y, E) := \frac{1}{\delta^2} \int_{\Omega \setminus \overline{E}} W(\nabla y) \, dx + \int_{\partial E \cap (\Omega \cup \partial_D \Omega)} \varphi(\nu_E) \, d\mathcal{H}^{d-1} + \gamma_\delta \int_{\partial E \cap \Omega} |A|^q \, d\mathcal{H}^{d-1}, \quad (3.6)$$

if $E \in \mathcal{A}_{\text{reg}}(\Omega)$, $y|_{\Omega \setminus \overline{E}} \in H^1(\Omega \setminus \overline{E}; \mathbb{R}^d)$, $y|_E = \text{id}$, and $\text{tr}(y) = \text{tr}(y_0^\delta)$ on $\partial_D \Omega \setminus \overline{E}$, and $F_\delta(y, E) = +\infty$ otherwise. Here, ν_E denotes again the outer unit normal to ∂E . We emphasize that the energy is determined by E and the values of y on $\Omega \setminus \overline{E}$. The condition $y|_E = \text{id}$ is for definiteness only. The relaxation of this model has been studied in [10, 79]. Here, instead, we are interested in an effective description in the small-strain limit $\delta \rightarrow 0$, in terms of displacement fields defined in (3.2). From now on, we write

$$\mathcal{F}_\delta(u, E) := F_\delta(\text{id} + \delta u, E)$$

for notational convenience. We start with a compactness result which fundamentally relies on Theorem 2.1. Note that in what follows, the set ω_u serves a totally different purpose, and should not be confused with the set under the same notation in Section 2, see for instance (2.62).

Proposition 3.1 (Compactness, void case). *For every sequence of pairs $(u_\delta, E_\delta)_{\delta>0}$ with*

$$\sup_{\delta>0} \mathcal{F}_\delta(u_\delta, E_\delta) < +\infty,$$

there exist a subsequence (not relabeled), $u \in GSBD^2(\Omega)$, sets of finite perimeter $E \in \mathfrak{M}(\Omega)$, $(E_\delta^)_{\delta>0} \subset \mathfrak{M}(\mathbb{R}^d)$ with $E_\delta \subset E_\delta^*$, as well as sets $(\omega_u^\delta)_{\delta>0}, \omega_u \subset \mathfrak{M}(\Omega)$ such that $\chi_{E_\delta} \rightarrow \chi_E$ in $L^1(\Omega)$ as $\delta \rightarrow 0$, $u \equiv 0$ on $E \cup \omega_u$, $\lim_{\delta \rightarrow 0} \mathcal{L}^d(\omega_u^\delta \triangle \omega_u) = \lim_{\delta \rightarrow 0} \mathcal{L}^d(E_\delta^* \setminus E_\delta) = 0$, and as $\delta \rightarrow 0$,*

- (i) $u_\delta \rightarrow u$ in measure on $\Omega \setminus \omega_u$,
 - (ii) $\chi_{\Omega \setminus (E_\delta^* \cup \omega_u^\delta)} e(u_\delta) \rightharpoonup \chi_{\Omega \setminus (E \cup \omega_u)} e(u)$ weakly in $L_{\text{loc}}^2(\Omega; \mathbb{R}_{\text{sym}}^{d \times d})$,
 - (iii) $\mathcal{L}^d(\{|\nabla u_\delta| > \kappa_\delta\} \setminus \omega_u) \rightarrow 0$,
 - (iv) $\liminf_{\delta \rightarrow 0} \int_{\partial E_\delta^* \cap \Omega} \varphi(\nu_{E_\delta^*}) \, d\mathcal{H}^{d-1} \leq \liminf_{\delta \rightarrow 0} \mathcal{F}_{\text{surf}}^{\varphi, \gamma_\delta, q}(E_\delta)$,
- (3.7)

where κ_δ is defined in (3.5) and $\mathcal{F}_{\text{surf}}^{\varphi, \gamma_\delta, q}$ in (2.1).

In the following, we say that a sequence $(u_\delta, E_\delta)_{\delta>0} \subset L^0(\Omega; \mathbb{R}^d) \times \mathfrak{M}(\Omega)$ converges to a pair $(u, E) \in L^0(\Omega; \mathbb{R}^d) \times \mathfrak{M}(\Omega)$ in the τ -sense and write $(u_\delta, E_\delta) \xrightarrow{\tau} (u, E)$ iff there exists a set $\omega_u \in \mathfrak{M}(\Omega)$ such that $\chi_{E_\delta} \rightarrow \chi_E$ in $L^1(\Omega)$, $u_\delta \rightarrow u$ in measure on $\Omega \setminus \omega_u$, and $u \equiv 0$ on $E \cup \omega_u$.

The compactness result is non-standard in the sense that the behavior of the sequence $(u_\delta)_{\delta>0}$ on ω_u cannot be controlled. This set is related to the fact that $\Omega \setminus \overline{E_\delta}$ might be disconnected into various connected components $(P_j^\delta)_j$ by E_δ , and on the sets not intersecting $\partial_D \Omega$ the corresponding rotations R_j^δ , obtained from (2.3), cannot be controlled. It is however essential that $|R_j^\delta - \text{Id}|$ is at most of order δ , as otherwise u_δ defined in (3.2) blows up on P_j^δ . In this sense, roughly speaking, ω_u^δ consists of the components $(P_j^\delta)_j$ not intersecting $\partial_D \Omega$. Moreover, the sets E_δ need to be replaced by the slightly larger sets E_δ^* corresponding to the sets in (2.2).

We now introduce the linearized model studied in [27]. Given $u \in GSBD^2(\Omega)$ and $E \in \mathfrak{M}(\Omega)$ with $\mathcal{H}^{d-1}(\partial^* E) < +\infty$, we first define the *boundary energy term* by

$$\mathcal{F}^{\text{bdry}}(u, E) := \int_{\partial^* E \cap \partial_D \Omega} \varphi(\nu_E) d\mathcal{H}^{d-1} + \int_{\{\text{tr}(u) \neq \text{tr}(u_0)\} \cap (\partial_D \Omega \setminus \partial^* E)} 2\varphi(\nu_\Omega) d\mathcal{H}^{d-1}, \quad (3.8)$$

which is nontrivial if the void goes up to the boundary or the mapping u does not satisfy the imposed boundary conditions. Here, ν_Ω denotes the outer unit normal to $\partial\Omega$, and $\text{tr}(u)$ indicates the trace of u at $\partial\Omega$, which is well defined for functions in $GSBD^2(\Omega)$, see Appendix A.4. Recalling the definition of \mathcal{Q} in (3.3), we introduce the *effective limiting energy* $\mathcal{F}_0: L^0(\Omega; \mathbb{R}^d) \times \mathfrak{M}(\Omega) \rightarrow [0, +\infty]$ by

$$\mathcal{F}_0(u, E) := \frac{1}{2} \int_{\Omega \setminus E} \mathcal{Q}(e(u)) dx + \int_{\partial^* E \cap \Omega} \varphi(\nu_E) d\mathcal{H}^{d-1} + \int_{J_u \setminus \partial^* E} 2\varphi(\nu_u) d\mathcal{H}^{d-1} + \mathcal{F}^{\text{bdry}}(u, E) \quad (3.9)$$

if $\mathcal{H}^{d-1}(\partial^* E) < +\infty$ and $u = \chi_{\Omega \setminus E} u \in GSBD^2(\Omega)$, and $\mathcal{F}_0(u, E) = +\infty$ otherwise.

We now address that (3.9) can be identified as the Γ -limit of (3.6) for $\delta \rightarrow 0$. In fact, the functional (3.9) is effective in two respects: first, in the small-strain limit the density of nonlinear elasticity is replaced by its linearized version \mathcal{Q} . Secondly, the fact that \mathcal{F}_δ is not lower semicontinuous in the variable E with respect to L^1 -convergence of sets is remedied by a suitable relaxation. Indeed, in the limiting process, the voids E may collapse into a discontinuity of the displacement u . In particular, this phenomenon is taken into account in the relaxed functional since collapsed surfaces are counted twice in the surface energy. Eventually, we point out that, due to the fact that $\gamma_\delta \rightarrow 0$ as $\delta \rightarrow 0$, the curvature regularization of the nonlinear energy \mathcal{F}_δ does not affect the linearized limit.

For the Γ -limsup inequality, more precisely for the application of a density result in $GSBD^2$, see [27, Lemma 5.7], we make the following geometrical assumption on the Dirichlet boundary $\partial_D \Omega$: there exists a decomposition $\partial\Omega = \partial_D \Omega \cup \partial_N \Omega \cup N$ with

$$\partial_D \Omega, \partial_N \Omega \text{ relatively open, } \mathcal{H}^{d-1}(N) = 0, \quad \partial_D \Omega \cap \partial_N \Omega = \emptyset, \quad \partial(\partial_D \Omega) = \partial(\partial_N \Omega),$$

where the outermost boundary has to be understood in the relative sense, and there exist $\bar{\sigma} > 0$ small enough and $x_0 \in \mathbb{R}^d$ such that for all $\sigma \in (0, \bar{\sigma})$ it holds that

$$O_{\sigma, x_0}(\partial_D \Omega) \subset \Omega,$$

where $O_{\sigma, x_0}(x) := x_0 + (1 - \sigma)(x - x_0)$. Recall the convergence τ introduced below Proposition 3.1.

Theorem 3.2 (Γ -convergence, void case). *Under the above assumptions, as $\delta \rightarrow 0$, we have that the sequence of functionals $(\mathcal{F}_\delta)_{\delta > 0}$ Γ -converges to \mathcal{F}_0 with respect to the convergence τ .*

Remark 3.3 (Volume of voids). (i) In the previous result, if $\mathcal{L}^d(E) > 0$, then for any $(u, E) \in L^0(\Omega; \mathbb{R}^d) \times \mathfrak{M}(\Omega)$ there exists a recovery sequence $(u_\delta, E_\delta)_{\delta > 0} \subset L^0(\Omega; \mathbb{R}^d) \times \mathfrak{M}(\Omega)$ such that $\mathcal{L}^d(E_\delta) = \mathcal{L}^d(E)$ for all $\delta > 0$. This shows that it is possible to incorporate a volume constraint on E in the Γ -convergence result.

(ii) If we impose the condition $\mathcal{L}^d(E_\delta) \rightarrow 0$ along the sequence, we obtain $E = \emptyset$, and the limiting model corresponds to an (anisotropic) *Griffith energy of brittle fracture*.

We address an alternative formulation with the mean curvature in place of the second fundamental form, in the case $d = 3, q = 2$.

Corollary 3.4 (Mean curvature regularization). *We consider (3.6) with $|\mathbf{H}|^2$ in place of $|\mathbf{A}|^2$ when $d = 3, q = 2$. We suppose that for \mathcal{F}_δ , only sets E satisfying $E \subset \subset \Omega$ and $-4\pi\chi(\partial E) \leq \lambda_\delta \gamma_\delta^{-1}$ for some $\lambda_\delta \rightarrow 0$ are admissible, where $\chi(\partial E)$ indicates the Euler characteristic of ∂E . (For instance,*

this holds if ∂E consists of connected components topologically equivalent to the sphere \mathbb{S}^2 .) Then, the statements of Proposition 3.1 and Theorem 3.2 hold.

3.2. Energies on domains with a subgraph constraint: epitaxially strained films. We now address a second application, namely deformations of an elastic material in a domain which is the subgraph of an unknown nonnegative function h . Assuming that h is defined on a smooth bounded domain $\omega \subset \mathbb{R}^{d-1}$, $d = 2, 3$, deformations y will be defined on the subgraph

$$\Omega_h^+ := \{x \in \omega \times \mathbb{R} : 0 < x_d < h(x')\},$$

where here and in the following we use the notation $x = (x', x_d)$ for $x \in \mathbb{R}^d$. To model Dirichlet boundary data on the flat surface $\omega \times \{0\}$, we will suppose that mappings are extended to the set $\Omega_h := \{x \in \omega \times \mathbb{R} : -1 < x_d < h(x')\}$ and satisfy $y = y_0^\delta := \text{id} + \delta u_0$ on $\omega \times (-1, 0]$ for a given function $u_0 \in W^{1,\infty}(\omega \times (-1, 0]; \mathbb{R}^d)$. In the application to epitaxially strained films, y_0^δ represents the interaction with the substrate and h indicates the profile of the free surface of the film. We refer to [7, 19, 27] for a thorough description of the model and a detailed account of the available literature.

For convenience, we introduce the reference domain $\Omega := \omega \times (-1, M+1)$ for some $M > 0$. For $q \in [d-1, +\infty)$, γ_δ as in (3.4), and the density $W : \mathbb{R}^{d \times d} \rightarrow [0, \infty)$ introduced in (3.1), we define the energy $G_\delta : L^0(\Omega; \mathbb{R}^d) \times L^1(\omega; [0, M]) \rightarrow \mathbb{R} \cup \{+\infty\}$ by

$$G_\delta(y, h) := \frac{1}{\delta^2} \int_{\Omega_h^+} W(\nabla y(x)) \, dx + \mathcal{H}^{d-1}(\partial\Omega_h \cap \Omega) + \gamma_\delta \int_{\partial\Omega_h \cap \Omega} |A|^q \, d\mathcal{H}^{d-1}, \quad (3.10)$$

if $h \in C^2(\omega; [0, M])$, $y|_{\Omega_h} \in H^1(\Omega_h; \mathbb{R}^d)$, $y = \text{id}$ in $\Omega \setminus \overline{\Omega_h}$, $y = y_0^\delta$ in $\omega \times (-1, 0]$, and $G_\delta(y, h) := +\infty$ otherwise. We emphasize that the two surface terms only contribute in terms of the upper surface $\partial\Omega_h \cap \Omega$ of the film, which exactly corresponds to the graph of h . In other words, the first surface term is exactly $\int_\omega \sqrt{1 + |\nabla h(x')|^2} \, dx'$. On the other hand, the curvature term can be written as $\int_\omega |\nabla^2 h(x')|^q (1 + |\nabla h(x')|^2)^{\frac{1-q}{2}} \, dx'$. Note that this model can be seen as a special case of (3.6) when we choose $E = \Omega \setminus \overline{\Omega_h}$. As in Subsection 3.1, the assumption $y = \text{id}$ in $\Omega \setminus \overline{\Omega_h}$ is for definiteness only.

The relaxation of this model has been studied in [19]. Notice that, in contrast to [7, 19], here we assume that the functions h are equibounded by a value M : this is for technical reasons only and is justified from a mechanical point of view, as indeed other physical effects come into play for very high crystal profiles. In the present work, we address the effective behavior of the model in the small-strain limit $\delta \rightarrow 0$, again in terms of displacement fields as defined in (3.2). From now on, we write

$$\mathcal{G}_\delta(u, h) := G_\delta(\text{id} + \delta u, h)$$

for notational convenience. Based on Theorem 2.1, we obtain the following compactness result.

Proposition 3.5 (Compactness, graph case). *For any sequence of pairs $(u_\delta, h_\delta)_{\delta>0}$ with*

$$\sup_{\delta>0} \mathcal{G}_\delta(u_\delta, h_\delta) < +\infty,$$

there exist a subsequence (not relabeled), sets of finite perimeter $(E_\delta^)_{\delta>0} \subset \mathfrak{M}(\Omega)$ with $\Omega \setminus \overline{\Omega_{h_\delta}} \subset E_\delta^*$, as well as $(\omega_u^\delta)_{\delta>0} \subset \mathfrak{M}(\Omega)$, and functions $u \in \text{GSBD}^2(\Omega)$, $h \in BV(\omega; [0, M])$ with $u = \chi_{\Omega_h} u$ and $u = u_0$ on $\omega \times (-1, 0]$ such that $h_\delta \rightarrow h$ in $L^1(\omega)$, $\lim_{\delta \rightarrow 0} \mathcal{L}^d(\omega_u^\delta) = \lim_{\delta \rightarrow 0} \mathcal{L}^d(E_\delta^* \cap \Omega_{h_\delta}) = 0$,*

and as $\delta \rightarrow 0$,

$$\begin{aligned}
& \text{(i)} \quad u_\delta \rightarrow u \text{ in measure on } \Omega, \\
& \text{(ii)} \quad \chi_{\Omega \setminus (E_\delta^* \cup \omega_u^\delta)} e(u_\delta) \rightarrow e(u) = \chi_{\Omega_h} e(u) \text{ weakly in } L_{\text{loc}}^2(\Omega; \mathbb{R}_{\text{sym}}^{d \times d}), \\
& \text{(iii)} \quad \mathcal{L}^d(\{|\nabla u_\delta| > \kappa_\delta\}) \rightarrow 0, \\
& \text{(iv)} \quad \liminf_{\delta \rightarrow 0} \mathcal{H}^{d-1}(\partial E_\delta^* \cap \Omega) \leq \liminf_{\delta \rightarrow 0} \mathcal{F}_{\text{surf}}^{q, \delta}(E_\delta),
\end{aligned} \tag{3.11}$$

where κ_δ is defined in (3.5), and $\mathcal{F}_{\text{surf}}^{q, \delta}$ in (2.1) for $\varphi \equiv 1$ and $\gamma = \gamma_\delta$.

We note that in contrast to Proposition 3.1 no exceptional set ω_u is needed here. Indeed, in this setting we obtain a stronger compactness result due to the graph constraint on $\partial\Omega_{h_\delta}^+ \cap \Omega$.

We now introduce the effective model studied in [27]. Recalling the definition of \mathcal{Q} in (3.3), we introduce $\mathcal{G}_0: L^0(\Omega; \mathbb{R}^d) \times L^1(\omega; [0, M]) \rightarrow [0, +\infty]$ by

$$\mathcal{G}_0(u, h) := \frac{1}{2} \int_{\Omega_h^+} \mathcal{Q}(e(u)) \, dx + \mathcal{H}^{d-1}(\partial^* \Omega_h \cap \Omega) + 2\mathcal{H}^{d-1}(J'_u \cap \Omega_h^1) \tag{3.12}$$

if $u = \chi_{\Omega_h} u \in GSBD^2(\Omega)$, $u = u_0$ in $\omega \times (-1, 0]$, $h \in BV(\omega; [0, M])$, and $\mathcal{G}_0(u, h) = +\infty$ otherwise. Here, $e(u) = \frac{1}{2}(\nabla u + \nabla u^T)$ again denotes the symmetric part of the (approximate) gradient of $u \in GSBD^2(\Omega)$, Ω_h^1 denotes the set of points with density 1, and

$$J'_u := \{(x', x_d + t) : x \in J_u, t \geq 0\}. \tag{3.13}$$

As for the functional (3.9), the energy (3.12) is effective in the sense that the density W is replaced by the linearized density \mathcal{Q} and the model accounts for “vertical cuts” $J'_u \cap \Omega_h^1$ (see [38]) which may appear along the relaxation process. Similarly to the last term in (3.9), this part is counted twice in the energy. The set $(\partial^* \Omega_h \cap \Omega) \cup (J'_u \cap \Omega_h^1)$ can be interpreted as a “generalized interface”, cf. Figure 6 for a two dimensional section of a possible limiting Ω_h . As before, due to the fact that $\gamma_\delta \rightarrow 0$ as $\delta \rightarrow 0$, the curvature regularization of the nonlinear energy \mathcal{G}_δ does not affect the linearized limit.

We work under the additional assumption that $\omega \subset \mathbb{R}^{d-1}$ is uniformly star-shaped with respect to the origin, i.e.,

$$tx \in \omega \quad \text{for all } t \in (0, 1), x \in \partial\omega.$$

This condition, however, is only of technical nature and could be dropped at the expense of more elaborated estimates, see also [19, 27]. We obtain the following result.

Theorem 3.6 (Γ -convergence, graph case). *Under the above assumptions, as $\delta \rightarrow 0$, we have that the sequence of functionals $(\mathcal{G}_\delta)_{\delta > 0}$ Γ -converges to the functional \mathcal{G}_0 with respect to the topology of $L^0(\Omega; \mathbb{R}^d) \times L^1(\omega; [0, M])$.*

Remark 3.7 (Volume constraint). We note that along the linearization process one could consider an additional volume constraint on the film, i.e., $\mathcal{L}^d(\Omega_h^+) = \int_\omega h(x') \, dx'$ is fixed.

We close this section with a result for an alternative setting where in (3.10) the second fundamental form is replaced by the mean curvature, again in the case $d = 3$, $q = 2$.

Corollary 3.8 (Mean curvature regularization). *We consider (3.10) with $|\mathbf{H}|^2$ in place of $|\mathbf{A}|^2$ when $d = 3$, $q = 2$. We suppose that for \mathcal{G}_δ only functions h are admissible such that $\Gamma_h := \partial\Omega_h \cap \Omega$ satisfies that $\partial\Gamma_h$ is C^2 and that*

$$\int_{\partial\Gamma_h} \kappa_{h,g} \, d\mathcal{H}^1 \leq \lambda_\delta \gamma_\delta^{-1}$$

for some $\lambda_\delta \rightarrow 0$ as $\delta \rightarrow 0$, where $\kappa_{h,g}$ denotes the geodesic curvature of $\partial\Gamma_h$. Then, the statements of Proposition 3.5 and Theorem 3.6 hold.

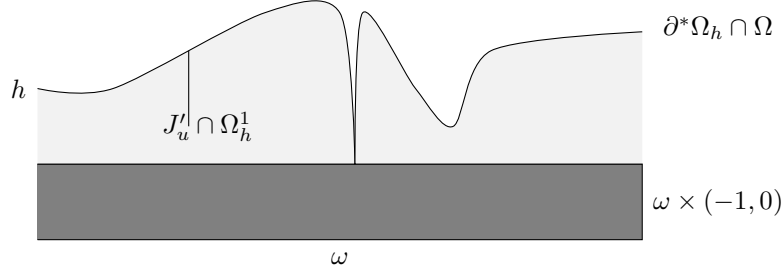


Figure 6. Possible limiting set Ω_h .

The next subsections are devoted to the proofs announced in this section. As the proofs for both applications are similar, we proceed simultaneously. We first address the compactness statements in Subsection 3.3, and afterwards the Γ -convergence results in Subsection 3.4.

3.3. Compactness results. We start with the proof of Proposition 3.1. Afterwards, we present the small adaptations necessary for the proof of Proposition 3.5.

Proof of Proposition 3.1. Consider a sequence $(u_\delta, E_\delta)_{\delta>0}$ with $\mathcal{F}_\delta(u_\delta, E_\delta) \leq C'$ for some $C' > 0$ for all $\delta > 0$. As $\min_{\mathbb{S}^{d-1}} \varphi > 0$, it holds that $\sup_{\delta>0} \mathcal{H}^{d-1}(\partial E_\delta) < +\infty$. Thus, a compactness result for sets of finite perimeter (see [4, Theorem 3.39]) implies that there exists a set of finite perimeter $E \subset \Omega$ with $\mathcal{H}^{d-1}(\partial^* E) < +\infty$ such that $\chi_{E_\delta} \rightarrow \chi_E$ in $L^1(\Omega)$, up to a subsequence (not relabeled).

We now proceed with the compactness for the deformations. We start by introducing sets for a suitable formulation of the Dirichlet boundary conditions: choose an open set $V \supset \Omega$ such that V and $V \setminus \overline{\Omega}$ are Lipschitz sets and $V \cap \partial\Omega = \partial_D\Omega$. Our goal is to apply Theorem 2.1 in the version of Corollary 2.2 for the sets $U = \Omega$ and $U_D = V \setminus \Omega$. To this end, we introduce the functions \hat{y}_δ by

$$\hat{y}_\delta = \begin{cases} \text{id} + \delta(u_\delta - u_0) & \text{on } U = \Omega, \\ \text{id} & \text{on } U_D = V \setminus \Omega. \end{cases} \quad (3.14)$$

Note that \hat{y}_δ are Sobolev functions when restricted to $V \setminus \overline{E}$ since $V \cap \partial\Omega = \partial_D\Omega$ and $\text{tr}(\hat{y}_\delta) = \text{tr}(y_0^\delta - \delta u_0) = \text{id}$ on $\partial_D\Omega \setminus \overline{E}$, by the fact that $\mathcal{F}_\delta(u_\delta, E_\delta) < +\infty$. Then, by the triangle inequality, (3.1), and the fact that $\mathcal{F}_\delta(u_\delta, E_\delta) \leq C'$, we get that

$$\int_{V \setminus \overline{E}} \text{dist}^2(\nabla \hat{y}_\delta(x), SO(d)) \, dx \leq C' \delta^2 \quad (3.15)$$

for a constant $C' > 0$ also depending on u_0 . We want to apply Theorem 2.1 on $(\hat{y}_\delta, E_\delta)$. To this end, in view of the fact that $\gamma_\delta \rightarrow 0$ as $\delta \rightarrow 0$, see (3.4), and the definition of κ_δ in (3.5), by a suitable diagonal argument we can find a sequence $(\eta_\delta)_{\delta>0}$ with $\eta_\delta \rightarrow 0$ and smooth sets $\tilde{\Omega}_\delta \subset \subset V$ such that, as $\delta \rightarrow 0$,

$$(i) \quad C_{\eta_\delta} \kappa_\delta^{-2} \gamma_\delta^{-2d/q} \rightarrow 0, \quad (ii) \quad \sup_{\delta>0} C_{\eta_\delta} \delta^{1/3} < +\infty, \quad (3.16)$$

$$(i) \quad \mathcal{L}^d(V \setminus \tilde{\Omega}_\delta) \rightarrow 0, \quad (ii) \quad \sup_{\delta>0} \mathcal{H}^{d-1}(\partial \tilde{\Omega}_\delta) < +\infty, \quad (3.17)$$

where C_{η_δ} is the constant in (2.3). We then apply Theorem 2.1 for η_δ and γ_δ , for V in place of Ω , and for $\tilde{\Omega}_\delta$. We use the notation $\mathcal{F}_{\text{surf}}^{\varphi, \gamma_\delta, q}$ introduced in (2.1) and note that $\mathcal{F}_{\text{surf}}^{\varphi, \gamma_\delta, q}(E_\delta) \leq C'$ for every $\delta > 0$. Now, by applying (2.2)–(2.3) and using that $\gamma_\delta \rightarrow 0$, $\eta_\delta \rightarrow 0$ as $\delta \rightarrow 0$, we get

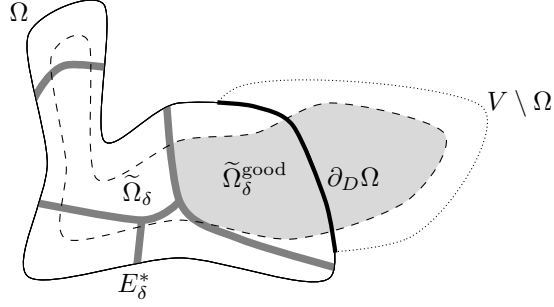


Figure 7. The sets relevant for the definition of v_δ : the thick curve indicates the set $\partial_D \Omega$ and E_δ^* is depicted in gray. The region delimited by the dashed curve is $\tilde{\Omega}_\delta$. The region enclosed by the dotted curve is $V \setminus \Omega$. The set $\tilde{\Omega}_\delta^{\text{good}}$ is depicted in light gray.

that there exist sets $(E_\delta^*)_{\delta>0}$ with $E_\delta \subset E_\delta^* \subset V$, $\partial E_\delta^* \cap \Omega$ is a union of finitely many regular hypersurfaces for every $\delta > 0$, and

$$(i) \quad \lim_{\delta \rightarrow 0} \mathcal{L}^d(E_\delta^* \setminus E_\delta) = 0, \quad (ii) \quad \liminf_{\delta \rightarrow 0} \int_{\partial E_\delta^* \cap V} \varphi(\nu_{E_\delta^*}) d\mathcal{H}^{d-1} \leq \liminf_{\delta \rightarrow 0} \mathcal{F}_{\text{surf}}^{\varphi, \gamma_\delta, q}(E_\delta), \quad (3.18)$$

such that for the finitely many connected components of $\tilde{\Omega}_\delta \setminus E_\delta^*$, denoted by $(\tilde{\Omega}_j^{\eta_\delta, \gamma_\delta})_j$, there exist corresponding rotations $(R_j^{\eta_\delta, \gamma_\delta})_j \subset SO(d)$ such that by (3.15)

$$(i) \quad \sum_j \int_{\tilde{\Omega}_j^{\eta_\delta, \gamma_\delta}} |\text{sym}((R_j^{\eta_\delta, \gamma_\delta})^T \nabla \hat{y}_\delta - \text{Id})|^2 dx \leq C_0 C' \delta^2, \quad (3.19)$$

$$(ii) \quad \sum_j \int_{\tilde{\Omega}_j^{\eta_\delta, \gamma_\delta}} |(R_j^{\eta_\delta, \gamma_\delta})^T \nabla \hat{y}_\delta - \text{Id}|^2 dx \leq C' C_{\eta_\delta} \gamma_\delta^{-2d/q} \delta^2.$$

In fact, for (3.19)(i) we used that $C_{\eta_\delta} \delta^2 \gamma_\delta^{-5d/q} = (\delta^{-q/3d} \gamma_\delta)^{-5d/q} \cdot C_{\eta_\delta} \delta^{1/3} \rightarrow 0$ by (3.4) and (3.16)(ii). In view of Corollary 2.2 and (3.14), we can choose $R_j^{\eta_\delta, \gamma_\delta} = \text{Id}$ whenever we have $\mathcal{L}^d(U_D \cap \tilde{\Omega}_j^{\eta_\delta, \gamma_\delta}) > 0$. We denote the union of the components with this property by $\Omega_\delta^{\text{good}}$. Note that

$$\Omega_\delta^{\text{good}} \supset (U_D \cap \tilde{\Omega}_\delta) \setminus E_\delta^*. \quad (3.20)$$

We introduce the mappings $(v_\delta)_{\delta>0} \in GSBD^2(V)$ by

$$v_\delta = \begin{cases} u_\delta & \text{on } \Omega_\delta^{\text{good}} \cap \Omega, \\ u_0 & \text{on } \Omega_\delta^{\text{good}} \cap (V \setminus \Omega), \\ 0 & \text{on } E_\delta^* \cup (V \setminus \tilde{\Omega}_\delta), \\ \frac{1}{\delta} e_1 & \text{on } \tilde{\Omega}_\delta \setminus (\Omega_\delta^{\text{good}} \cup E_\delta^*), \end{cases} \quad (3.21)$$

where e_1 denotes the first coordinate vector, see Figure 7 for the different regions in the definition of v_δ . By (3.14), (3.19), (3.21), the definition of $\Omega_\delta^{\text{good}}$, and the triangle inequality, we find for all $\delta > 0$ that

$$(i) \quad \|e(v_\delta)\|_{L^2(V)}^2 \leq C', \quad (ii) \quad \|\nabla v_\delta\|_{L^2(V)}^2 \leq C' C_{\eta_\delta} \gamma_\delta^{-2d/q}, \quad (3.22)$$

where C' depends additionally on u_0 . As $J_{v_\delta} \subset (\partial E_\delta^* \cap V) \cup \partial \tilde{\Omega}_\delta$, (3.17)(ii), (3.18), (3.22), and the fact that $\min_{\mathbb{S}^{d-1}} \varphi > 0$ imply that

$$\sup_{\delta>0} (\|e(v_\delta)\|_{L^2(V)}^2 + \mathcal{H}^{d-1}(J_{v_\delta})) < +\infty.$$

By a compactness result in $GSBD^2$, see Theorem A.3, letting

$$\omega_u := \{x \in V : |v_\delta(x)| \rightarrow \infty \text{ as } \delta \rightarrow 0\}, \quad (3.23)$$

we get that ω_u is a set of finite perimeter, and we find $v \in GSBD^2(V)$ with $v = 0$ on ω_u , such that (again up to a subsequence, not relabeled) v_δ converges in measure to v on $V \setminus \omega_u$. (In the language of [27, Subsection 3.4] we say that $v_\delta \rightarrow v$ weakly in $GSBD_\infty^2(V)$.) Moreover, we note that $v = 0$ a.e. on E which follows from the convergence in measure, the fact that $\chi_{E_\delta} \rightarrow \chi_E$, (3.18)(i), and (3.21). Thus, $v = 0$ a.e. on $\omega_u \cup E$. We also find that

$$v = u_0 \quad \text{on } U_D = V \setminus \Omega \quad (3.24)$$

by (3.17)(i), (3.18)(i), (3.20), (3.21), and the fact that $E \subset \Omega$. Therefore, we get $\omega_u \subset U = \Omega$. We denote the restriction of v to Ω by u , and note that then $u = 0$ on $\omega_u \cup E$. We also observe that

$$\mathcal{L}^d(\Omega \setminus (\omega_u \cup \Omega_\delta^{\text{good}} \cup E_\delta)) \rightarrow 0 \quad \text{as } \delta \rightarrow 0. \quad (3.25)$$

In fact, $\mathcal{L}^d(\Omega \setminus \tilde{\Omega}_\delta) \rightarrow 0$ by (3.17)(i), $\mathcal{L}^d(E_\delta^* \setminus E_\delta) \rightarrow 0$ by (3.18)(i), and $\mathcal{L}^d((\tilde{\Omega}_\delta \setminus (\Omega_\delta^{\text{good}} \cup E_\delta^*)) \setminus \omega_u) \rightarrow 0$ by (3.21) and (3.23).

We now show properties (3.7). First of all, (3.7)(iv) follows directly from (3.18)(ii). Since $\mathcal{F}_\delta(u_\delta, E_\delta) < +\infty$ for all $\delta > 0$, we have $u_\delta = \chi_{\Omega \setminus E_\delta} u_\delta$. Then, using (3.21) as well as (3.25), we get that $\mathcal{L}^d((\Omega \setminus \omega_u) \cap \{v_\delta \neq u_\delta\}) \rightarrow 0$ as $\delta \rightarrow 0$ and thus $u_\delta \rightarrow v = u$ in measure on $\Omega \setminus \omega_u$. This shows (3.7)(i). To see (3.7)(iii), we again use that $\mathcal{L}^d((\Omega \setminus \omega_u) \cap \{v_\delta \neq u_\delta\}) \rightarrow 0$ as $\delta \rightarrow 0$, as well as (3.16)(i) and (3.22)(ii) to calculate

$$\begin{aligned} \limsup_{\delta \rightarrow 0} \mathcal{L}^d(\{|\nabla u_\delta| > \kappa_\delta\} \setminus \omega_u) &\leq \limsup_{\delta \rightarrow 0} \mathcal{L}^d(\{|\nabla v_\delta| > \kappa_\delta\} \setminus \omega_u) \leq \limsup_{\delta \rightarrow 0} \kappa_\delta^{-2} \int_V |\nabla v_\delta|^2 dx \\ &\leq C' \limsup_{\delta \rightarrow 0} C_{\eta_\delta} \kappa_\delta^{-2} \gamma_\delta^{-2d/q} = 0. \end{aligned}$$

It therefore remains to define the sets $(\omega_u^\delta)_{\delta>0} \subset \mathfrak{M}(\Omega)$ and to prove (3.7)(ii). Let $V' \subset\subset V$. Since $\chi_{E_\delta} \rightarrow \chi_E$ in $L^1(\Omega)$, (3.18)(i) also implies that $\chi_{E_\delta^*} \rightarrow \chi_E$ in $L^1(V)$. Moreover, for $\delta > 0$ small depending on V' , we have $v_\delta = 0$ on E_δ^* and $v_\delta|_{V' \setminus \overline{E_\delta^*}} \in H^1(V' \setminus \overline{E_\delta^*}; \mathbb{R}^d)$, see (3.17)(i) and (3.21). This along with the fact that $(v_\delta)_{\delta>0}$ converges weakly to v in $GSBD_\infty^2(V)$, means that we can apply [27, Theorem 5.1] on the set V' for $(v_\delta)_{\delta>0}$ and $(E_\delta^*)_{\delta>0}$ to find

$$\chi_{V' \setminus (E_\delta^* \cup \omega_u)} e(v_\delta) \rightharpoonup \chi_{V' \setminus (E \cup \omega_u)} e(v) \quad \text{weakly in } L^2(V'; \mathbb{R}^{d \times d}), \quad (3.26)$$

as well as

$$\int_{J_v \cap E^0 \cap V'} 2\varphi(\nu_v) d\mathcal{H}^{d-1} + \int_{\partial^* E \cap V'} \varphi(\nu_E) d\mathcal{H}^{d-1} \leq \liminf_{\delta \rightarrow 0} \int_{\partial E_\delta^* \cap V'} \varphi(\nu_{E_\delta^*}) d\mathcal{H}^{d-1}, \quad (3.27)$$

where E^0 denotes the set of points with density zero for E and ν_v is a measure-theoretical unit normal to J_v . Define $\omega_u^\delta := \omega_u \cup ((\Omega \cap \tilde{\Omega}_\delta) \setminus (\Omega_\delta^{\text{good}} \cup E_\delta^*))$, and note that $\mathcal{L}^d(\omega_u^\delta \triangle \omega_u) \rightarrow 0$ by (3.18)(i) and (3.25). As $e(v_\delta) = 0$ on $\Omega \setminus \Omega_\delta^{\text{good}}$ and $u_\delta = v_\delta$ on $\Omega_\delta^{\text{good}} \cap \Omega$, see (3.21), by recalling (3.17)(i), for $\delta > 0$ small enough we get a.e. on V that

$$\chi_{(V' \cap \Omega) \setminus (E_\delta^* \cup \omega_u)} e(v_\delta) = \chi_{(V' \cap \Omega_\delta^{\text{good}} \cap \Omega) \setminus (E_\delta^* \cup \omega_u)} e(u_\delta) = \chi_{(V' \cap \Omega) \setminus (E_\delta^* \cup \omega_u^\delta)} e(u_\delta).$$

By using (3.26) and recalling that by definition $u = v$ on Ω , we obtain (3.7)(ii) as $V' \subset\subset V$ was arbitrary. This concludes the proof of (3.7)(ii). For later purposes, we also directly discuss the implications of the estimate (3.27) in the subsequent remark. \square

Remark 3.9. In the setting of the previous result, we also have

$$\int_{J_u \setminus \partial^* E} 2\varphi(\nu_u) d\mathcal{H}^{d-1} + \int_{\partial^* E \cap \Omega} \varphi(\nu_E) d\mathcal{H}^{d-1} + F^{\text{bdry}}(u, E) \leq \liminf_{\delta \rightarrow 0} F_{\text{surf}}^{\varphi, \gamma_\delta, q}(E_\delta), \quad (3.28)$$

where F^{bdry} is defined in (3.8) and $F_{\text{surf}}^{\varphi, \gamma_\delta, q}$ in (2.1). Indeed, note that $J_u \cap E^0 = J_u \setminus \partial^* E$ since $u = 0$ on E . Then, by the fact that $u = v$ on Ω , $E \subset \Omega$, $V \cap \partial\Omega = \partial_D \Omega$, and (3.24), we observe

$$\int_{J_u \setminus \partial^* E} 2\varphi(\nu_u) d\mathcal{H}^{d-1} + \int_{\partial^* E \cap \Omega} \varphi(\nu_E) d\mathcal{H}^{d-1} + F^{\text{bdry}}(u, E) = \int_{J_v \cap E^0} 2\varphi(\nu_v) d\mathcal{H}^{d-1} + \int_{\partial^* E \cap V} \varphi(\nu_E) d\mathcal{H}^{d-1}.$$

Then, in view of (3.18)(ii) and (3.27) for a sequence $(V_n)_{n \in \mathbb{N}} \subset \subset V$ with $\mathcal{L}^d(V \setminus V_n) \rightarrow 0$ as $n \rightarrow \infty$ we get (3.28).

Proof of Proposition 3.5. Consider $(u_\delta, h_\delta)_{\delta > 0}$ with $\sup_{\delta > 0} \mathcal{G}_\delta(u_\delta, h_\delta) < +\infty$. First, by this energy bound, (3.10), and a standard compactness argument, we find $h \in BV(\omega; [0, M])$ such that $h_\delta \rightarrow h$ in $L^1(\omega)$, up to a subsequence (not relabeled). For the compactness of $(u_\delta)_{\delta > 0}$, we proceed as in the proof of Proposition 3.1, applied for $V := \omega \times (-2, M+1)$, i.e., $U_D := \omega \times (-2, -1]$, and $E_\delta := \Omega \setminus \overline{\Omega_{h_\delta}}$. The only point to prove is that ω_u given in (3.23) satisfies $\mathcal{L}^d(\omega_u) = 0$. In fact, then (3.11) for a limit $u \in GSBD^2(\Omega)$ follows from (3.7). Eventually, since $u_\delta = \chi_{\Omega_{h_\delta}} u_\delta$ and $u_\delta = u_0$ on $\omega \times (-1, 0]$, by the fact that $\mathcal{G}_\delta(u_\delta, h_\delta) < +\infty$ (see (3.10)), (3.11)(i) shows $u = \chi_{\Omega_h} u$ and $u = u_0$ on $\omega \times (-1, 0]$.

Let us now check that $\mathcal{L}^d(\omega_u) = 0$. To this end, we apply Corollary 2.2 once again, now in the version for graphs, see Corollary 2.3. We denote the corresponding set $E'_{\eta_\delta, \gamma_\delta}$ by E'_δ for simplicity and we let $h'_\delta: \omega \rightarrow \mathbb{R}$ be such that $\Omega_{h'_\delta} = \Omega \setminus \overline{E'_\delta}$. We note that $E'_\delta \supset E_\delta^*$ and thus $h'_\delta \leq h_\delta$. This along with (2.5)(i) implies $h'_\delta \rightarrow h$ in $L^1(\omega)$ since $\eta_\delta, \gamma_\delta \rightarrow 0$. In view of (3.22), (2.5)(ii) applied for $\varphi \equiv 1$, and the fact that $E'_\delta \supset E_\delta^*$ we get $v_\delta|_{\Omega_{h'_\delta}} \in H^1(\Omega_{h'_\delta}; \mathbb{R}^d)$ and

$$\sup_{\delta > 0} \int_{\Omega_{h'_\delta}^+} |e(v_\delta)|^2 dx + \int_\omega \sqrt{1 + |\nabla h'_\delta|^2} dx' < +\infty.$$

Therefore, by [27, Theorem 2.5] we find that $u = \chi_{\Omega_h} u \in GSBD^2(\Omega)$ is such that $\chi_{\Omega_{h'_\delta}} v_\delta \rightarrow u$ in measure. (Indeed, u coincides with the limiting function identified above.) As $v_\delta = 0$ on E_δ and $\mathcal{L}^d(E'_\delta \setminus E_\delta) \rightarrow 0$ by (2.5)(i), we conclude that ω_u defined in (3.23) satisfies $\mathcal{L}^d(\omega_u) = 0$. \square

3.4. Derivation of effective linearized limits by Γ -convergence. We start with two results on the linearization of nonlinear elastic energies which are by now classical, see e.g. [1, 11, 30, 45, 46, 73, 80, 81]. For completeness, however, we include short proofs, in particular due to the fact that our setting, involving varying sets $(E_\delta)_{\delta > 0}$, is slightly different compared to the above mentioned works. Recall the quadratic form \mathcal{Q} defined in (3.3).

Lemma 3.10. *Let $(u_\delta)_{\delta > 0} \subset GSBD^2(\Omega)$, $u \in GSBD^2(\Omega)$, and let $(\Theta_\delta)_{\delta > 0}, \Theta \in \mathfrak{M}(\Omega)$ be such that $\chi_{\Theta_\delta} e(u_\delta) \rightharpoonup \chi_\Theta e(u)$ weakly in $L^2(\Omega, \mathbb{R}_{\text{sym}}^{d \times d})$, $\mathcal{L}^d(\{|\nabla u_\delta| > \kappa_\delta\} \cap \Theta) \rightarrow 0$, and $u = 0$ on $\Omega \setminus \Theta$, where κ_δ is defined in (3.5). Then,*

$$\liminf_{\delta \rightarrow 0} \frac{1}{\delta^2} \int_\Omega W(\text{Id} + \delta \nabla u_\delta) dx \geq \frac{1}{2} \int_\Omega \mathcal{Q}(e(u)) dx.$$

Proof. We define $\vartheta_\delta \in L^\infty(\Omega)$ by $\vartheta_\delta(x) = \chi_{[0, \kappa_\delta]}(|\nabla u_\delta(x)|)$, and note that $\mathcal{L}^d(\{|\nabla u_\delta| > \kappa_\delta\} \cap \Theta) \rightarrow 0$ implies $\vartheta_\delta \rightarrow 1$ boundedly in measure on Θ , as $\delta \rightarrow 0$. By the regularity and the structural hypotheses of W we get $W(\text{Id} + F) = \frac{1}{2} \mathcal{Q}(\text{sym}(F)) + \Phi(F)$, where $\Phi: \mathbb{R}^{d \times d} \rightarrow \mathbb{R}$ is a function

satisfying $|\Phi(F)| \leq C|F|^3$ for all $F \in \mathbb{R}^{d \times d}$ with $|F| \leq 1$. Then, the fact that (3.5) implies $\delta\kappa_\delta \rightarrow 0$ and hence $0 < \delta\kappa_\delta \leq 1$ for $\delta > 0$ sufficiently small, together with the fact that $W \geq 0$, imply that

$$\begin{aligned} \liminf_{\delta \rightarrow 0} \frac{1}{\delta^2} \int_{\Omega} W(\text{Id} + \delta \nabla u_\delta) \, dx &\geq \liminf_{\delta \rightarrow 0} \frac{1}{\delta^2} \int_{\Theta} \vartheta_\delta W(\text{Id} + \delta \nabla u_\delta) \, dx \\ &= \liminf_{\delta \rightarrow 0} \int_{\Theta} \vartheta_\delta \left(\frac{1}{2} \mathcal{Q}(e(u_\delta)) + \frac{1}{\delta^2} \Phi(\delta \nabla u_\delta) \right) \, dx \\ &\geq \liminf_{\delta \rightarrow 0} \left(\frac{1}{2} \int_{\Theta} \vartheta_\delta \mathcal{Q}(\chi_{\Theta_\delta} e(u_\delta)) \, dx - C \int_{\Theta} \vartheta_\delta \delta |\nabla u_\delta|^3 \, dx \right). \end{aligned}$$

The second term converges to zero since $\vartheta_\delta \delta |\nabla u_\delta|^3$ is uniformly controlled by $\delta\kappa_\delta^3$, where $\delta\kappa_\delta^3 \rightarrow 0$ by (3.5). As $\chi_{\Theta_\delta} e(u_\delta) \rightharpoonup \chi_{\Theta} e(u)$ weakly in $L^2(\Omega, \mathbb{R}_{\text{sym}}^{d \times d})$, by the convexity of \mathcal{Q} , and the fact that ϑ_δ converges to 1 boundedly in measure on Θ , we conclude that

$$\liminf_{\delta \rightarrow 0} \frac{1}{\delta^2} \int_{\Omega} W(\text{Id} + \delta \nabla u_\delta) \, dx \geq \frac{1}{2} \int_{\Theta} \mathcal{Q}(e(u)) \, dx = \int_{\Omega} \frac{1}{2} \mathcal{Q}(e(u)) \, dx,$$

where the last step follows from the fact that $u = 0$ on $\Omega \setminus \Theta$. This concludes the proof. \square

Lemma 3.11. *Let $(\Theta_\delta)_{\delta>0}$ be a sequence of open subsets of Ω and let $(u_\delta)_{\delta>0} \in H^1(\Theta_\delta; \mathbb{R}^d)$ be such that*

$$\|\nabla u_\delta\|_{L^\infty(\Theta_\delta)} \leq \delta^{-1/4}. \quad (3.29)$$

Then, as $\delta \rightarrow 0$, we have for $y_\delta := \text{id} + \delta u_\delta$ that

$$\lim_{\delta \rightarrow 0} \left| \frac{1}{\delta^2} \int_{\Theta_\delta} W(\nabla y_\delta) \, dx - \frac{1}{2} \int_{\Theta_\delta} \mathcal{Q}(e(u_\delta)) \, dx \right| = 0.$$

Proof. As in the previous proof, we use that $W(\text{Id} + F) = \frac{1}{2} \mathcal{Q}(\text{sym}(F)) + \Phi(F)$ with $|\Phi(F)| \leq C|F|^3$ for $|F| \leq 1$. Then, for $y_\delta = \text{id} + \delta u_\delta$, we compute

$$\begin{aligned} \frac{1}{\delta^2} \int_{\Theta_\delta} W(\nabla y_\delta) \, dx &= \frac{1}{\delta^2} \int_{\Theta_\delta} W(\text{Id} + \delta \nabla u_\delta) \, dx = \int_{\Theta_\delta} \left(\frac{1}{2} \mathcal{Q}(e(u_\delta)) + \frac{1}{\delta^2} \Phi(\delta \nabla u_\delta) \right) \, dx \\ &= \frac{1}{2} \int_{\Theta_\delta} \mathcal{Q}(e(u_\delta)) \, dx + \int_{\Theta_\delta} O(\delta |\nabla u_\delta|^3) \, dx. \end{aligned}$$

The result now follows by taking limits and using (3.29). \square

We now proceed with the Γ -convergence results. The proofs essentially rely on the above preparations, the estimates in Subsection 3.3, and the results in the linearized setting obtained in [27, Section 2]. We start with Theorem 3.2.

Proof of Theorem 3.2. We first address the lower bound and afterwards the upper bound.

Step 1. (Lower bound) Suppose that $(u_\delta, E_\delta) \xrightarrow{\tau} (u, E)$, i.e., there exist a set of finite perimeter $\omega_u \in \mathfrak{M}(\Omega)$ such that $\chi_{E_\delta} \rightarrow \chi_E$ in $L^1(\Omega)$, $u_\delta \rightarrow u$ in measure on $\Omega \setminus \omega_u$, and $u \equiv 0$ on $E \cup \omega_u$. Without restriction, we can assume that $\sup_{\delta>0} \mathcal{F}_\delta(u_\delta, E_\delta) < +\infty$. In view of Proposition 3.1, this yields $u = \chi_{\Omega \setminus E} u \in GSB D^2(\Omega)$, $\mathcal{H}^{d-1}(\partial^* E) < +\infty$, and that (3.7) holds. Therefore, we obtain $\mathcal{F}_0(u, E) < +\infty$. Now, the lower bound for the surface energy follows directly from Remark 3.9. For the elastic part, we use (3.7)(ii),(iii) and apply Lemma 3.10 for $\Theta_\delta = \Omega' \setminus (E_\delta^* \cup \omega_u^\delta)$ and $\Theta = \Omega' \setminus (E \cup \omega_u)$, for arbitrary $\Omega' \subset \subset \Omega$.

Step 2. (Recovery sequence) By [27, Theorem 2.2], for each $E \in \mathfrak{M}(\Omega)$ with $\mathcal{H}^{d-1}(\partial^* E) < +\infty$ and each $u = \chi_{\Omega \setminus E} u \in GSB D^2(\Omega)$, there exists a sequence of smooth sets $(E_\delta)_{\delta>0}$ with $\chi_{E_\delta} \rightarrow \chi_E$

in $L^1(\Omega)$ and a sequence u_δ with $u_\delta|_{\Omega \setminus \overline{E_\delta}} \in H^1(\Omega \setminus \overline{E_\delta}; \mathbb{R}^d)$, $u_\delta|_{E_\delta} = 0$, and $\text{tr}(u_\delta) = \text{tr}(u_0)$ on $\partial_D \Omega \setminus \overline{E_\delta}$ such that $u_\delta \rightarrow u$ in $L^0(\Omega; \mathbb{R}^d)$ and

$$\lim_{\delta \rightarrow 0} \left(\frac{1}{2} \int_{\Omega \setminus \overline{E_\delta}} \mathcal{Q}(e(u_\delta)) \, dx + \int_{\partial E_\delta \cap (\Omega \cup \partial_D \Omega)} \varphi(\nu_{E_\delta}) \, d\mathcal{H}^{d-1} \right) = \mathcal{F}_0(u, E). \quad (3.30)$$

Strictly speaking, [27, Theorem 2.2] only ensures that ∂E_δ is Lipschitz, see [27, (2.2)], but in the proof it is shown that ∂E_δ can be chosen of class C^∞ , see [27, Proposition 5.4]. By a density argument and the fact that Ω is Lipschitz, without relabeling of functions and sets, it is not restrictive to further assume that each u_δ is Lipschitz on $\Omega \setminus \overline{E_\delta}$. By a diagonal argument we may further suppose without restriction that

$$\|\nabla u_\delta\|_{L^\infty(\Omega \setminus \overline{E_\delta})} \leq \delta^{-1/4}, \quad \int_{\partial E_\delta \cap \Omega} |\mathbf{A}_\delta|^q \, d\mathcal{H}^{d-1} \leq \gamma_\delta^{-1/2},$$

where \mathbf{A}_δ denotes the second fundamental form associated to ∂E_δ . Here, we use that $\gamma_\delta^{-1/2} \rightarrow \infty$, see (3.4). Then, in view of (3.6) and (3.30), by applying Lemma 3.11 for $\Theta_\delta = \Omega \setminus \overline{E_\delta}$ and by using again that $\gamma_\delta \rightarrow 0$ as $\delta \rightarrow 0$, we conclude that $\lim_{\delta \rightarrow 0} \mathcal{F}_\delta(u_\delta, E_\delta) = \lim_{\delta \rightarrow 0} F_\delta(y_\delta, E_\delta) = \mathcal{F}_0(u, E)$, where $y_\delta = \text{id} + \delta u_\delta$. This concludes the construction of recovery sequences. Eventually, [27, Theorem 2.2] also shows that a volume constraint can be incorporated, which yields Remark 3.3(i). \square

We now proceed with the proof of Theorem 3.6. To this end, we recall the notion of σ_{sym}^2 -convergence introduced in [27, Section 4], in a slightly simplified version. In the following, we use the notation $A \tilde{\subset} B$ if $\mathcal{H}^{d-1}(A \setminus B) = 0$ and $A \cong B$ if $A \tilde{\subset} B$ and $B \tilde{\subset} A$.

Definition 3.12 (σ_{sym}^2 -convergence). Let $U \subset \mathbb{R}^d$ be open, $U' \supset U$ be open with $\mathcal{L}^d(U' \setminus U) > 0$. Consider a sequence $(\Gamma_n)_{n \in \mathbb{N}} \subset \overline{U} \cap U'$ with $\sup_{n \in \mathbb{N}} \mathcal{H}^{d-1}(\Gamma_n) < +\infty$. We suppose that for each $C > 0$ the sets

$$\mathcal{X}_{C,n} := \left\{ v \in GSBD^2(U') : v = 0 \text{ in } U' \setminus U, \|e(v)\|_{L^2(U')} \leq C, J_v \tilde{\subset} \Gamma_n \right\} \quad (3.31)$$

are equi-precompact in $L^0(U'; \mathbb{R}^d)$, in the sense that every sequence $(v_n)_{n \in \mathbb{N}}$ with $v_n \in \mathcal{X}_{C,n}$ admits a converging subsequence in $L^0(U'; \mathbb{R}^d)$. Then, we say that $(\Gamma_n)_{n \in \mathbb{N}}$ σ_{sym}^2 -converges to Γ satisfying $\Gamma \subset \overline{U} \cap U'$ and $\mathcal{H}^{d-1}(\Gamma) < +\infty$ if there holds:

- (i) for any $C > 0$ and any sequence $(v_n)_{n \in \mathbb{N}}$ with $v_n \in \mathcal{X}_{C,n}$, if a subsequence $(v_{n_k})_{k \in \mathbb{N}}$ converges in measure to $v \in GSBD^2(U')$, then $J_v \tilde{\subset} \Gamma$.
- (ii) there exists a function $v \in GSBD^2(U')$ and a sequence $(v_n)_{n \in \mathbb{N}}$ with $v_n \in \mathcal{X}_{C,n}$ for some $C > 0$ such that $v_n \rightarrow v$ in measure on U' and $J_v \cong \Gamma$.

Our definition is simplified compared to [27, Section 4] as we assume a compactness property for the sets in (3.31). Indeed, all involved sequences converge in measure on U' , and therefore we can neglect the set G_∞ appearing in [27, Definition 4.1], which is related to the set where a sequence $(v_n)_{n \in \mathbb{N}}$ as in (i) may converge to infinity. In a similar fashion, the space $GSBD_\infty^2$ introduced in [27, Subsection 3.4] is not needed. Note that imposing boundary conditions in (3.31) is fundamental for compactness, by excluding nonzero constant functions. We refer to [27, Section 4] for a more general discussion on this notion and mention here only the fundamental compactness result, see [27, Theorem 4.2].

Theorem 3.13 (Compactness of σ_{sym}^2 -convergence). *Let $U \subset \mathbb{R}^d$ be open, $U' \supset U$ be open with $\mathcal{L}^d(U' \setminus U) > 0$. Then, every sequence $(\Gamma_n)_{n \in \mathbb{N}} \subset \overline{U} \cap U'$ satisfying the assumptions in Definition 3.12 has a σ_{sym}^2 -convergent subsequence (not relabeled) with limit Γ satisfying the inequality $\mathcal{H}^{d-1}(\Gamma) \leq \liminf_{n \rightarrow \infty} \mathcal{H}^{d-1}(\Gamma_n)$.*

Moreover, the following lower semicontinuity result can be shown.

Lemma 3.14 (Lower semicontinuity of surfaces). *Let $\Omega = \omega \times (-1, M + 1)$. Let $(D_\delta)_{\delta>0}$ be a sequence of Lipschitz sets such that $\Gamma_\delta := \Omega \cap \partial D_\delta$ are σ_{sym}^2 -converging to Γ in the sense of Definition 3.12 with respect to the sets $U = \omega \times (-\frac{1}{2}, M)$ and $U' = \Omega$. Suppose that there exists a function $h \in BV(\omega; [0, M])$ such that $\mathcal{L}^d((\Omega \setminus D_\delta) \triangle \Omega_h) \rightarrow 0$ as $\delta \rightarrow 0$. Then, we have*

$$\mathcal{H}^{d-1}(\partial^* \Omega_h \cap \Omega) + 2\mathcal{H}^{d-1}(\Gamma \cap \Omega_h^1) \leq \liminf_{\delta \rightarrow 0} \mathcal{H}^{d-1}(\Gamma_\delta).$$

Proof. For the proof we refer to [27, Subsection 6.1], in particular to [27, (6.4), (6.6)]. Note that there the proof was only performed in the case that $\partial D_\delta \cap \Omega$ are graphs, but this assumption is not needed since the argument relies on the lower semicontinuity result in [27, Theorem 5.1]. \square

We are now in the position to give the proof of Theorem 3.6.

Proof of Theorem 3.6. We first address the lower bound and afterwards the upper bound.
Step 1. (Lower bound) Suppose that $u_\delta \rightarrow u$ in $L^0(\Omega; \mathbb{R}^d)$ and that $h_\delta \rightarrow h$ in $L^1(\omega)$. Without restriction, we can assume that $\sup_{\delta>0} \mathcal{G}_\delta(u_\delta, h_\delta) < +\infty$. By Proposition 3.5 this implies that $h \in BV(\omega; [0, M])$, $u = \chi_{\Omega_h} u \in GSBD^2(\Omega)$, as well as $u = u_0$ on $\omega \times (-1, 0]$. Therefore, $\mathcal{G}_0(u, h) < +\infty$. Moreover, (3.11) holds. The lower bound for the elastic energy follows by (3.11)(ii),(iii) and by Lemma 3.10 applied for $\Theta_\delta = \Omega' \setminus (E_\delta^* \cup \omega_u^\delta)$ and $\Theta = \Omega'$ for arbitrary $\Omega' \subset \subset \Omega$. Therefore, it remains to prove that

$$\mathcal{H}^{d-1}(\partial^* \Omega_h \cap \Omega) + 2\mathcal{H}^{d-1}(J'_u \cap \Omega_h^1) \leq \liminf_{\delta \rightarrow 0} \left(\mathcal{H}^{d-1}(\partial \Omega_{h_\delta} \cap \Omega) + \gamma_\delta \int_{\partial \Omega_{h_\delta} \cap \Omega} |\mathbf{A}_\delta|^q d\mathcal{H}^{d-1} \right),$$

where \mathbf{A}_δ denotes the second fundamental form corresponding to $\partial \Omega_{h_\delta} \cap \Omega$, and J'_u is defined in (3.13). To this end, we define

$$\Gamma_\delta := \partial E_\delta^* \cap \Omega,$$

where $(E_\delta^*)_{\delta>0}$ are given in (3.11), and note that $\sup_{\delta>0} \mathcal{H}^{d-1}(\Gamma_\delta) < +\infty$ by (3.11)(iv) (up to a subsequence, not relabeled). We let $U = \omega \times (-\frac{1}{2}, M)$ and $U' = \Omega = \omega \times (-1, M + 1)$. By [27, Theorem 2.5] and Corollary 2.3 for $\varphi \equiv 1$, we now observe that the sets given in (3.31) are equi-precompact in $L^0(U'; \mathbb{R}^d)$. In fact, given $v_\delta \in \mathcal{X}_{C,\delta}$, we define $w_\delta := \chi_{E_\delta^*} v_\delta$, where $\partial E_\delta^* \cap \Omega$ is the graph of a function, see Corollary 2.3. By (2.5)(ii) and the fact that $\sup_{\delta>0} \|e(w_\delta)\|_{L^2(\Omega)} < +\infty$, we can apply [27, Theorem 2.5] to find that $(w_\delta)_{\delta>0}$ converges in measure on Ω to some $w \in L^0(\Omega; \mathbb{R}^d)$. By (2.5)(i) we conclude $v_\delta \rightarrow w$ in measure, as well. Therefore, as $(\mathcal{X}_{C,\delta})_{\delta>0}$ are equi-precompact, we can apply Theorem 3.13 to deduce that $(\Gamma_\delta)_{\delta>0}$ σ_{sym}^2 -converges (up to a subsequence) to some $\Gamma \subset \overline{U} \cap U'$. By combining (3.11)(iv) and Lemma 3.14 for $D_\delta = E_\delta^*$ (note that indeed $\mathcal{L}^d((\Omega \setminus E_\delta^*) \triangle \Omega_h) \rightarrow 0$ as $\delta \rightarrow 0$ by Proposition 3.5) we get

$$\mathcal{H}^{d-1}(\partial^* \Omega_h \cap \Omega) + 2\mathcal{H}^{d-1}(\Gamma \cap \Omega_h^1) \leq \liminf_{\delta \rightarrow 0} \left(\mathcal{H}^{d-1}(\partial \Omega_{h_\delta} \cap \Omega) + \gamma_\delta \int_{\partial \Omega_{h_\delta} \cap \Omega} |\mathbf{A}_\delta|^q d\mathcal{H}^{d-1} \right). \quad (3.32)$$

Thus, to conclude the proof, it remains to check that $J'_u \cap \Omega_h^1 \subset \Gamma \cap \Omega_h^1$ up to an \mathcal{H}^{d-1} -negligible set. To this end, we follow [27, Subsection 6.1]: consider the sequence of mappings $v_\delta := \psi \chi_{\Omega \setminus E_\delta^*} u_\delta$, where $\psi \in C^\infty(\Omega)$ with $\psi = 1$ in a neighborhood of $\Omega^+ = \Omega \cap \{x_d > 0\}$ and $\psi = 0$ on $\omega \times (-1, -\frac{1}{2})$. Moreover, for $t > 0$, we let $v'_\delta(x) := \chi_{\Omega \setminus E_\delta^*}(x) v_\delta(x', x_d - t)$, extended by zero in $\omega \times (-1, -1 + t)$. Defining $v'(x) = \psi \chi_{\Omega_h}(x) u(x', x_d - t)$, we observe that v'_δ converge to v' in measure on U' since $u_\delta \rightarrow u$ in measure on U' , see (3.11)(i). We also observe that $v'_\delta = 0$ on $U' \setminus U = \omega \times ((-1, -\frac{1}{2}] \cup$

$[M, M + 1)$). Thus, applying Definition 3.12(i) on the sequence $(v'_\delta)_{\delta>0}$, which clearly satisfies $J_{v'_\delta} \widetilde{\subset} \Gamma_\delta$, we obtain $J_{v'} \widetilde{\subset} \Gamma$. This shows

$$(J_u + te_d) \cap \Omega_h^1 = J_{v'} \cap \Omega_h^1 \subset \Gamma \cap \Omega_h^1.$$

Since $t \geq 0$ was arbitrary, recalling the definition of $J'_u = \{(x', x_d + t) : x \in J_u, t \geq 0\}$, see (3.13), we indeed find $J'_u \cap \Omega_h^1 \subset \Gamma \cap \Omega_h^1$. In view of (3.32), this concludes the proof of the lower bound.

Step 2. (Recovery sequence) By applying [27, Theorem 2.4], for each $h \in BV(\omega; [0, M])$ and for each $u = \chi_{\Omega_h} u \in GSBD^2(\Omega)$ with $u = u_0$ on $\omega \times (-1, 0]$ there exists a sequence $(h_\delta)_{\delta>0} \subset C^\infty(\omega; [0, M])$ and mappings $(u_\delta)_{\delta>0}$ with $u_\delta|_{\Omega_{h_\delta}} \in H^1(\Omega_{h_\delta}; \mathbb{R}^d)$, $u_\delta = 0$ on $\Omega \setminus \Omega_{h_\delta}$, and $u_\delta = u_0$ on $\omega \times (-1, 0]$ such that $h_\delta \rightarrow h$ in $L^1(\omega)$, $u_\delta \rightarrow u$ in $L^0(\Omega; \mathbb{R}^d)$, and

$$\lim_{\delta \rightarrow 0} \left(\frac{1}{2} \int_{\Omega_{h_\delta}^+} \mathcal{Q}(e(u_\delta)) \, dx + \mathcal{H}^{d-1}(\partial \Omega_{h_\delta} \cap \Omega) \right) = \mathcal{G}_0(u, h). \quad (3.33)$$

Strictly speaking, [27, Theorem 2.4] only ensures that h_δ is a C^1 -function, but in the proof recovery sequences are constructed for profiles of regularity C^∞ , see [27, Lemma 6.4]. Moreover, by a density argument we can assume that each u_δ is Lipschitz on $\Omega_{h_\delta}^+$. By a diagonal argument we may further suppose without restriction that

$$\|\nabla u_\delta\|_{L^\infty(\Omega_{h_\delta}^+)} \leq \delta^{-1/4}, \quad \int_{\partial \Omega_{h_\delta} \cap \Omega} |\mathbf{A}_\delta|^q \, d\mathcal{H}^{d-1} \leq \gamma_\delta^{-1/2},$$

where we use that $\gamma_\delta^{-1/2} \rightarrow +\infty$ as $\delta \rightarrow 0$. By (3.10), (3.33), the fact that $\gamma_\delta \rightarrow 0$, and by applying Lemma 3.11 for $\Theta_\delta := \Omega_{h_\delta}^+$, we conclude that $\lim_{\delta \rightarrow 0} \mathcal{G}_\delta(u_\delta, h_\delta) = \mathcal{G}_0(u, h)$. Eventually, [27, Remark 6.8] also shows that a volume constraint on the film can be taken into account, as mentioned in Remark 3.7. \square

We close with the short proofs of Corollaries 3.4 and 3.8.

Proof. In view of the above proofs, we observe that replacing $|\mathbf{A}_\delta|^2$ by $|\mathbf{H}_\delta|^2$ does not affect the Γ -limit, but is only relevant for the compactness results in Propositions 3.1 and 3.5, respectively. To proceed as above, in particular in order to obtain (3.7)(iv) and (3.11)(iv), it suffices to check that, under the assumptions given in Corollaries 3.4 and 3.8, it holds

$$\liminf_{\delta \rightarrow 0} \gamma_\delta \int_{\partial E_\delta \cap \Omega} |\mathbf{A}_\delta|^2 \, d\mathcal{H}^{d-1} \leq \liminf_{\delta \rightarrow 0} \gamma_\delta \int_{\partial E_\delta \cap \Omega} |\mathbf{H}_\delta|^2 \, d\mathcal{H}^{d-1}.$$

We refer to the cases (a) and (b) discussed in Remark 2.4. \square

ACKNOWLEDGEMENTS

This work was supported by the DFG project FR 4083/1-1 and by the Deutsche Forschungsgemeinschaft (DFG, German Research Foundation) under Germany's Excellence Strategy EXC 2044 -390685587, Mathematics Münster: Dynamics–Geometry–Structure.

APPENDIX A. SOME AUXILIARY LEMMATA

A.1. Two elementary lemmata on planar curves.

Lemma A.1. *Let $q \geq 1$. For every closed, planar C^2 -curve γ it holds that*

$$\int_\gamma |\kappa_\gamma|^q \, d\mathcal{H}^1 \geq (\text{diam } \gamma)^{1-q},$$

where κ_γ denotes the curvature of the curve.

Proof. Let $\gamma = (\gamma_1, \gamma_2): [0, L_\gamma] \mapsto \mathbb{R}^2$ be an arc-length parametrization of γ , where L_γ denotes the length of the curve. Without restriction, after a possible translation, we assume that $\gamma(0) = \gamma(L_\gamma) = 0$. Let also $s_0 \in [0, L_\gamma]$ be such that $|\gamma(s_0)| = \|\gamma\|_{L^\infty}$. Since $|\dot{\gamma}| \equiv 1$ in this parametrization, by integration by parts and Hölder's inequality, we get

$$\begin{aligned} L_\gamma &= \int_0^{L_\gamma} |\dot{\gamma}|^2 ds = - \int_0^{L_\gamma} \gamma \cdot \ddot{\gamma} ds \leq \|\gamma\|_{L^\infty} \int_0^{L_\gamma} |\ddot{\gamma}| ds \\ &= |\gamma(s_0) - \gamma(0)| \int_0^{L_\gamma} |\kappa_\gamma| ds \leq \text{diam} \gamma \cdot L_\gamma^{1-1/q} \left(\int_0^{L_\gamma} |\kappa_\gamma|^q ds \right)^{1/q}. \end{aligned}$$

This, along with the obvious fact that $L_\gamma \geq \text{diam} \gamma$ for every closed curve γ concludes the proof. \square

We proceed with the proof of Lemma 2.14.

Proof of Lemma 2.14. Clearly, $\partial E \cap Q_{8\rho}$ can be written as a finite union of pairwise disjoint curves $(\gamma_i)_{i=1}^N$. We denote by $(\gamma_i)_{i=1}^M$ the subset of those curves intersecting $Q_{3\rho}$. It suffices to establish the desired properties for one curve only, denoted by γ for simplicity. Additionally, we show that

$$\mathcal{H}^1(\gamma \cap Q_{8\rho}) \geq \rho. \quad (\text{A.1})$$

The latter, along with the assumption that $\mathcal{H}^1(\partial E \cap Q_{8\rho}) \leq \Lambda\rho$, shows that $M \leq \Lambda$.

Without restriction, we let $\gamma = (\gamma_1, \gamma_2): [0, L_\gamma] \mapsto \mathbb{R}^2$ be an arc-length parametrization of γ , where L_γ denotes the length of the curve. Let $L := \gamma(0) + \mathbb{R}\dot{\gamma}(0)$. Without restriction, up to an isometry we suppose that $L = \mathbb{R}(1, 0)$, i.e., $\gamma(0) = 0$, $\dot{\gamma}(0) = (1, 0)$, for notational convenience. As $\int_{\partial E \cap Q_{8\rho}} |\mathbf{A}| d\mathcal{H}^1 \leq \varepsilon$, we get that

$$|\dot{\gamma}(s) - \dot{\gamma}(0)| = \left| \int_0^s \ddot{\gamma}(t) dt \right| \leq \int_0^{L_\gamma} |\ddot{\gamma}(t)| dt = \int_\gamma |\kappa_\gamma| d\mathcal{H}^1 \leq \varepsilon \leq \varepsilon_0 \text{ for all } s \in [0, L_\gamma].$$

Thus, provided that ε_0 is chosen sufficiently small, we get $\dot{\gamma}_1 \geq 1/2$ and $|\dot{\gamma}_2| \leq \varepsilon$. Consequently, γ is the graph of a regular function $u: U \rightarrow L^\perp$ for a closed segment $U \subset L$ containing $\gamma(0) = 0$ satisfying $u(\gamma(0)) = u'(\gamma(0)) = 0$, more precisely $u(x) = \gamma_2(\gamma_1^{-1}(x))e_2$. This implies $u' = \dot{\gamma}_2/\dot{\gamma}_1 e_2$ and thus $\|u'\|_\infty \leq 2\varepsilon$.

Then, the fundamental theorem of calculus along with the fact that $u(\gamma(0)) = 0$ and that $\mathcal{H}^1(U) = \text{diam}(U) \leq 8\sqrt{2}\rho$ yields $\|u\|_\infty \leq \|u'\|_\infty \mathcal{H}^1(U) \leq C_1 \varepsilon \rho$. It remains to show (A.1). In fact, by $\|u\|_\infty \leq C_1 \varepsilon \rho$, provided that $\varepsilon_0 > 0$ is small enough, we observe that $L \cap Q_{4\rho} \neq \emptyset$. Therefore, $\mathcal{H}^1(L \cap Q_{6\rho}) \geq \rho$, which along with $\|u\|_\infty \leq C_1 \varepsilon \rho$ implies the estimate. \square

A.2. Lemmata on good and bad planes. In this subsection, we give the proofs of Lemmata 2.19–2.20. Let $0 < \theta < 1/\sqrt{3}$. Without restriction, let Q_ρ be the cube centered at 0, and let L be a plane with normal $\nu = (\nu_1, \nu_2, \nu_3) \in \mathbb{S}^2$ such that $(L)_{3\eta\rho} \cap Q_\rho \neq \emptyset$, see (1.5). Before we start with the proofs, we observe the following elementary property: suppose that there exists $k \in \{1, 2, 3\}$ such that $|\nu_j| \leq \theta$ for both $j \neq k$. Then, we get

$$|(x - y) \cdot e_k| \leq 18\theta\rho \quad \text{for all } x, y \in L \cap Q_{3\rho}. \quad (\text{A.2})$$

Indeed, suppose without restriction (up to an appropriate reflection if necessary) that $\nu_1 > \theta$ and $|\nu_2|, |\nu_3| \leq \theta$. Thus, we have $\nu_1 \geq \sqrt{1 - 2\theta^2}$, and an elementary computation yields

$$|e_1 - \nu|^2 \leq 2\theta^2 + (1 - \sqrt{1 - 2\theta^2})^2 \leq 4\theta^2$$

as $0 < \theta \leq 1/\sqrt{2}$. Then, there exists $R_\nu \in SO(3)$ with $R_\nu \nu = e_1$ such that $|R_\nu - \text{Id}|^2 = 3|e_1 - \nu|^2 \leq 12\theta^2$, i.e., $|R_\nu - \text{Id}| \leq 2\sqrt{3}\theta$. We fix two arbitrary points $x, y \in L \cap Q_{3\rho}$, and observe that $(x - y) \cdot \nu = 0$. Therefore, we compute

$$|(x - y) \cdot e_1| = |(x - y) \cdot R_\nu \nu| \leq |(x - y) \cdot \nu| + |x - y| |R_\nu - \text{Id}| \leq 2\sqrt{3}\theta |x - y| \leq 18\theta\rho,$$

where in the last step we used that $x, y \in Q_{3\rho}$, and therefore $|x - y| \leq 3\sqrt{3}\rho$.

Proof of Lemma 2.19. The main step of the proof consists in showing the following statement: There exists $\theta \in (0, 1/\sqrt{3})$ small enough and a constant $C_\theta > 0$ such that for any Q_ρ and any θ -good plane L for Q_ρ the following holds: given a function $v \in L^\infty(V; L^\perp)$ for some bounded domain $V \subset L$ with $\|v\|_{L^\infty(V)} \leq 3\eta\rho$, for all $\rho \leq r \leq (1 + 6\eta)\rho$ we get that

$$\mathcal{H}^2(\omega_v^r \Delta(L \cap Q_\rho)) \leq \mathcal{H}^2((L \cap Q_\rho) \setminus V) + C_\theta \eta \rho^2, \quad (\text{A.3})$$

where $\omega_v^r := \Pi_L((\text{graph}(v) \cap Q_r))$ and Π_L denotes the orthogonal projection onto the plane L .

Step 1. (Reduction to (A.3)) In fact, once (A.3) has been shown, the statement can be derived as follows: (2.62) is immediate from (A.3). For (2.61), observe that $(\partial^- S_L)_{\text{int}} := \partial^- S_L \cap \text{int}(Q_{(1+6\eta)\rho})$ can be expressed as the graph of the constant function $z: L \rightarrow L^\perp$ given by $z \equiv 3\eta\rho\nu$, i.e., $(\partial^- S_L)_{\text{int}} = \text{graph}(z) \cap \text{int}(Q_{(1+6\eta)\rho}) = \omega_z^{(1+6\eta)\rho} + 3\eta\rho\nu$. Then, by (A.3) for $V = L$ we obtain

$$\mathcal{H}^2((\partial^- S_L)_{\text{int}}) = \mathcal{H}^2(\omega_z^{(1+6\eta)\rho}) \leq \mathcal{H}^2(\omega_z^{(1+6\eta)\rho} \Delta(L \cap Q_\rho)) + \mathcal{H}^2(L \cap Q_\rho) \leq \mathcal{H}^2(L \cap Q_\rho) + C_\theta \eta \rho^2.$$

As the normal vector is constant equal to $\pm\nu$ both on $(\partial^- S_L)_{\text{int}}$ and $L \cap Q_\rho$, we also get

$$\mathcal{H}_\varphi^2((\partial^- S_L)_{\text{int}}) \leq \mathcal{H}_\varphi^2(L \cap Q_\rho) + C_\theta \varphi_{\max} \eta \rho^2,$$

where we recall the notation in (2.33). Consequently, to conclude the argument, we need to check that

$$\mathcal{H}^2(\partial^- S_L \setminus (\partial^- S_L)_{\text{int}}) \leq C_\theta \eta \rho^2. \quad (\text{A.4})$$

Then, (2.61) indeed follows. To this end, note that the set $\partial^- S_L \setminus (\partial^- S_L)_{\text{int}}$ consists of the six (possibly empty) sets $(L)_{3\eta\rho} \cap \overline{Q_{(1+6\eta)\rho}} \cap \{\pm x_k = \frac{1}{2}(1 + 6\eta)\rho\}$, for $k \in \{1, 2, 3\}$. We derive the estimate only for one of these sets. Without restriction let $W := (L)_{3\eta\rho} \cap \overline{Q_{(1+6\eta)\rho}} \cap \{x_3 = \frac{1}{2}(1 + 6\eta)\rho\}$ and suppose that $W \neq \emptyset$. First, provided that η_0 is chosen small with respect to θ , we note that this set is nonempty only if (2.60) for $k = 3$ does not hold. Therefore, as L is a θ -good plane, we necessarily have $|\nu_1| \geq \theta$ or $|\nu_2| \geq \theta$ and thus $|\nu_3| \leq \sqrt{1 - \theta^2}$.

Let $W_t := W \cap \{x: (x - x_0) \cdot \nu = t\}$ for some arbitrary $x_0 \in L$. Note that $\mathcal{H}^1(W_t) = 0$ for $|t| > 3\eta\rho$ and $\mathcal{H}^1(W_t) \leq \sqrt{2}(1 + 6\eta)\rho$. Then, by the coarea formula (see [66], formula (18.25), applied with slicing direction ν in place of e_n and e_3 as unit normal to the surface W) we get

$$\sqrt{1 - (\nu \cdot e_3)^2} \mathcal{H}^2(W) = \int_W \sqrt{1 - (\nu \cdot e_3)^2} d\mathcal{H}^2 = \int_{\mathbb{R}} \mathcal{H}^1(W_t) dt \leq 6\eta\rho \cdot \sqrt{2}(1 + 6\eta)\rho \leq C_\theta \eta \rho^2.$$

By using the fact that $\sqrt{1 - (\nu \cdot e_3)^2} \geq \theta$ and by repeating the estimate for all six sets, we indeed get (A.4). A similar argument shows that

$$\mathcal{H}^2(L \cap (\overline{Q_{(1+12\eta)\rho}} \setminus Q_\rho)) \leq C_\theta \eta \rho^2. \quad (\text{A.5})$$

We omit the details.

Step 2. (Proof of (A.3), preparations) Let us now show (A.3). For convenience, we extend v to a function w defined on $L \cap \overline{Q_{(1+12\eta)\rho}}$ satisfying $\|w\|_\infty \leq 3\eta\rho$. It suffices to show that for all $\rho \leq r \leq (1 + 6\eta)\rho$

$$\mathcal{H}^2(\omega_w^r \Delta(L \cap Q_\rho)) \leq C_\theta \eta \rho^2, \quad (\text{A.6})$$

as then the statement readily follows from the fact that

$$\omega_v^r \Delta(L \cap Q_\rho) \subset (\omega_w^r \Delta(L \cap Q_\rho)) \cup ((L \cap \overline{Q_{(1+12\eta)\rho}}) \setminus V)$$

and that by (A.5) we have

$$\mathcal{H}^2((L \cap \overline{Q_{(1+12\eta)\rho}}) \setminus V) \leq \mathcal{H}^2((L \cap Q_\rho) \setminus V) + C_\theta \eta \rho^2.$$

We start with the observation that, in view of $\|w\|_\infty \leq 3\eta\rho$, for all $\rho \leq r \leq (1+6\eta)\rho$ it holds that

$$L \cap \overline{Q_{(1-6\eta)\rho}} \subset \overline{\omega_w^r} \subset L \cap \overline{Q_{(1+12\eta)\rho}}. \quad (\text{A.7})$$

Indeed, given $x \in L \cap \overline{Q_\lambda}$ for $0 < \lambda \leq (1+6\eta)\rho$, then for every $i \in \{1, 2, 3\}$ we estimate

$$|(x + w(x)) \cdot e_i| \leq |x \cdot e_i| + \|w\|_\infty \leq \frac{\lambda}{2} + 3\eta\rho.$$

Consequently, $x + w(x) \in \text{graph}(w) \cap \overline{Q_{\lambda+6\eta\rho}}$. Choosing $\lambda = (1-6\eta)\rho$ and $\lambda = (1+6\eta)\rho$, we obtain the left and the right inequality, respectively. For notational convenience, we let $\Sigma_w^r := \omega_w^r \Delta(L \cap Q_\rho)$. We treat the two possible cases in the definition of θ -good planes separately.

Step 3. (Proof of (A.6), Case (1)) Let L be a θ -good plane belonging to Case (1) in Definition 2.18. Without restriction we suppose that $\arg\min_{i=1,2,3} |\nu_i| = 3$. This implies that $|\nu_3| \leq 1/\sqrt{3}$ and $|\nu_1|, |\nu_2| \geq \theta$. For $t \in \mathbb{R}$ and $\rho \leq r \leq (1+6\eta)\rho$, we introduce the sets

$$Q_r^t := Q_r \cap \{x_3 = t\}, \quad \omega^{r,t} := \overline{\omega_w^r} \cap \{x_3 = t\} \quad \text{and} \quad L^t := (L \cap \overline{Q_\rho}) \cap \{x_3 = t\}.$$

By the fact that $|\nu_3| \leq 1/\sqrt{3}$, the second inclusion in (A.7), and by the coarea formula we have for $\rho_\eta := (1+12\eta)\rho$ that

$$\sqrt{\frac{2}{3}} \mathcal{H}^2(\Sigma_w^r) \leq \int_{\Sigma_w^r} \chi_{Q_{\rho_\eta}} \sqrt{1 - (\nu \cdot e_3)^2} d\mathcal{H}^2 = \int_{\mathbb{R}} \mathcal{H}^1(\Sigma_w^r \cap Q_{\rho_\eta}^t) dt \leq \int_{-\rho_\eta/2}^{\rho_\eta/2} \mathcal{H}^1(\omega^{r,t} \Delta L^t) dt, \quad (\text{A.8})$$

where we use that ν is a unit normal to Σ_w^r . We now proceed with estimating $\mathcal{H}^1(\omega^{r,t} \Delta L^t)$ for $|t| \leq \rho_\eta/2$. To this end, fixing some $z \in L$, we first introduce a parametrization of the one dimensional sets $\omega^{r,t}$ and L^t . First, for $s \in \mathbb{R}$ we introduce

$$X^t(s) := \left(s, -\frac{\nu_1}{\nu_2} s + b_{t,\nu}, t \right), \quad \text{where} \quad b_{t,\nu} := \frac{z \cdot \nu - t\nu_3}{\nu_2}, \quad (\text{A.9})$$

and we observe that $L \cap \{x_3 = t\} = \{X^t(s) : s \in \mathbb{R}\}$ since $X^t(s) \cdot \nu = z \cdot \nu$. Thus, for $|t| \leq \rho/2$ it holds that

$$L^t = \{X^t(s) : s \in I_L^t\}, \quad \text{where} \quad I_L^t := \left[-\frac{\rho}{2}, \frac{\rho}{2} \right] \cap \left[-\frac{|\nu_2|}{|\nu_1|} \frac{\rho}{2} + \frac{\nu_2}{\nu_1} b_{t,\nu}, \frac{|\nu_2|}{|\nu_1|} \frac{\rho}{2} + \frac{\nu_2}{\nu_1} b_{t,\nu} \right]$$

and $L^t = \emptyset$ for $|t| > \rho/2$. In a similar fashion, we obtain $\omega^{r,t} = \emptyset$ for $|t| > \rho_\eta/2$ and for $|t| \leq \rho_\eta/2$ we get $\omega^{r,t} = \{X^t(s) : s \in I_\omega^{r,t}\}$, where

$$I_\omega^{r,t} := \left\{ s : |s + w_1(X^t(s))| \leq \frac{r}{2}, \left| \left(-\frac{\nu_1}{\nu_2} s + b_{t,\nu} \right) + w_2(X^t(s)) \right| \leq \frac{r}{2}, \tilde{s} + w_3(X^t(s)) = t \text{ for some } \tilde{s} \right\}$$

where w_k denotes the k -th component of w . Here, we have again used the second inclusion in (A.7). By the area formula we get

$$\mathcal{H}^1(\omega^{r,t} \Delta L^t) \leq \sqrt{1 + \left(\frac{\nu_1}{\nu_2} \right)^2} \mathcal{H}^1(I_\omega^{r,t} \Delta I_L^t) \quad \text{for all } |t| \leq \rho_\eta/2.$$

Then, from (A.8) and the fact that $|\nu_1| \leq 1, |\nu_2| \geq \theta$ we derive

$$\mathcal{H}^2(\Sigma_w^r) \leq \sqrt{\frac{3}{2}} \int_{-\frac{\rho_\eta}{2}}^{\frac{\rho_\eta}{2}} \mathcal{H}^1(\omega^{r,t} \Delta L^t) dt \leq \frac{\sqrt{3}}{\theta} \int_{-\frac{\rho_\eta}{2}}^{\frac{\rho_\eta}{2}} \mathcal{H}^1(I_\omega^{r,t} \Delta I_L^t) dt. \quad (\text{A.10})$$

A careful inspection of the definition of $I_\omega^{r,t}$ and I_L^t implies that

$$\mathcal{H}^1(I_\omega^{r,t} \setminus I_L^t) \leq \begin{cases} (r - \rho) + 2\|w\|_\infty + \frac{|\nu_2|}{|\nu_1|}((r - \rho) + 2\|w\|_\infty + 2b_{\max}), & \text{if } |t| \leq \frac{\rho}{2}; \\ r + 2\|w\|_\infty, & \text{if } \frac{\rho}{2} < |t| \leq \frac{\rho_\eta}{2}, \end{cases} \quad (\text{A.11})$$

where $b_{\max} := \max_{s, s': |s-s'| \leq \|w\|_\infty} |b_{s,\nu} - b_{s',\nu}|$, as well as

$$\mathcal{H}^1(I_L^t \setminus I_\omega^{r,t}) \leq \begin{cases} 2\|w\|_\infty + \frac{|\nu_2|}{|\nu_1|}(2\|w\|_\infty + 2b_{\max}), & \text{if } |t| \leq \frac{\rho}{2} - \|w\|_\infty; \\ \rho, & \text{if } \frac{\rho}{2} - \|w\|_\infty < |t| \leq \frac{\rho}{2}. \end{cases} \quad (\text{A.12})$$

Combining (A.11)–(A.12) and using that $b_{\max} \leq \|w\|_\infty \frac{|\nu_3|}{|\nu_2|}$ (see (A.9)), as well as the fact that $|\nu_1| \geq \theta$, $\theta \leq |\nu_2| \leq 1$, $|\nu_3| \leq 1$, and $r \leq \rho_\eta$ we get

$$\begin{aligned} \int_{-\frac{\rho_\eta}{2}}^{\frac{\rho_\eta}{2}} \mathcal{H}^1(I_\omega^{r,t} \triangle I_L^t) dt &\leq (2\rho - 2\|w\|_\infty) \left((\rho_\eta - \rho) + 2\|w\|_\infty + \frac{1}{\theta} \left((\rho_\eta - \rho) + 2\|w\|_\infty \left(1 + \frac{1}{\theta}\right) \right) \right) \\ &\quad + (\rho_\eta - \rho)(\rho_\eta + 2\|w\|_\infty) + 2\|w\|_\infty \rho, \end{aligned}$$

and, since $\|w\|_\infty \leq 3\eta\rho$ and $\rho_\eta = (1 + 12\eta)\rho$, we conclude by recalling (A.10) that

$$\mathcal{H}^2(\omega_w^r \triangle (L \cap Q_\rho)) = \mathcal{H}^2(\Sigma_w^r) \leq C_\theta \eta \rho^2$$

for a constant $C_\theta > 0$. This concludes the proof of (A.6) in Case (1).

Step 4. (Proof of (A.6), Case (2)) Let now L be a θ -good plane for Q_ρ belonging to Case (2) in Definition 2.18, i.e., there exists $k \in \{1, 2, 3\}$ such that $|\nu_k| \geq \theta$ and

$$\text{dist}(L \cap Q_{3\rho}, \{x_k = -\rho/2\} \cup \{x_k = \rho/2\}) \geq 20\theta\rho. \quad (\text{A.13})$$

Without restriction, we suppose that $k = 3$ and that $|\nu_1|, |\nu_2| < \theta$ as otherwise Case (1) of the definition applies. We start by observing that (A.7) yields the estimate

$$\begin{aligned} \mathcal{H}^2(\omega_w^r \triangle (L \cap Q_\rho)) &\leq \mathcal{H}^2((L \cap \overline{Q_{(1+12\eta)\rho}}) \setminus (L \cap Q_\rho)) + \mathcal{H}^2((L \cap Q_\rho) \setminus (L \cap \overline{Q_{(1-6\eta)\rho}})) \\ &= \mathcal{H}^2(L \cap \overline{Q_{(1+12\eta)\rho}}) - \mathcal{H}^2(L \cap \overline{Q_{(1-6\eta)\rho}}). \end{aligned} \quad (\text{A.14})$$

for $\rho \leq r \leq (1 + 6\eta)\rho$. In view of (A.13) and the fact that $\text{dist}(L, Q_\rho) \leq 3\eta\rho$ by definition, (A.2) implies for η_0 small with respect to θ that

$$L \cap ([-r/2, r/2]^2 \times \mathbb{R}) \subset \overline{Q_r} \quad \text{for all } (1 - 6\eta)\rho \leq r \leq 3\rho. \quad (\text{A.15})$$

Let us denote by $h_L: \mathbb{R}^2 \rightarrow \mathbb{R}$ the affine function with $\text{graph}(h_L) = L$. Observe that $\nabla h_L \equiv (-\nu_1/\nu_3, -\nu_2/\nu_3)$ and therefore

$$\sqrt{1 + |\nabla h_L|^2} = 1/|\nu_3|. \quad (\text{A.16})$$

Now, by the area formula, (A.15), and (A.16) we find

$$\mathcal{H}^2(L \cap \overline{Q_{(1+12\eta)\rho}}) = \int_{(-\rho/2-6\eta\rho, \rho/2+6\eta\rho)^2} \sqrt{1 + |\nabla h_L|^2} d\mathcal{H}^2 = \frac{(1 + 12\eta)^2}{|\nu_3|} \rho^2,$$

and in a similar fashion

$$\mathcal{H}^2(L \cap \overline{Q_{(1-6\eta)\rho}}) = \frac{(1 - 6\eta)^2}{|\nu_3|} \rho^2.$$

Combining the previous two equalities with (A.14), we conclude

$$\mathcal{H}^2(\omega_w^r \triangle (L \cap Q_\rho)) \leq ((1 + 12\eta)^2 \rho^2 - (1 - 6\eta)^2 \rho^2) / |\nu_3| \leq C_\theta \eta \rho^2$$

for a constant $C_\theta > 0$ depending only on θ , where in the last step we used that $|\nu_3| \geq \sqrt{1 - 2\theta^2}$. This concludes the proof of (A.6). \square

Proof of Lemma 2.20. Let L be θ -bad plane for Q_ρ . Let $k \in \{1, 2, 3\}$ be such that $|\nu_k| \geq \theta$ and $|\nu_j| \leq \theta$ for $j \neq k$. Since (2.60) does not hold, we get $\text{dist}(L \cap Q_{3\rho}, \{x_k = \pm\rho/2\}) < 20\theta\rho$, where \pm is a placeholder for $+$ or $-$. Thus, we find $x_0 \in L \cap Q_{3\rho}$ such that $|(x_0 \pm \rho/2) \cdot e_k| < 20\theta\rho$. This along with (A.2) shows that $|(x \pm \rho/2) \cdot e_k| < 38\theta\rho$ for all $x \in L \cap Q_{3\rho}$. For $\theta < 1/152$, we obtain the statement. \square

A.3. Rigidity estimate on cubic sets. We finally give the proof of Proposition 2.9. Recall the notation introduced in (2.12).

Proof of Proposition 2.9. For convenience, we drop the index r and simply write Q for cubes $Q \in \mathcal{Q}_r$. Let us fix $Q, Q' \in \mathcal{Q}_r(U)$ with $\mathcal{H}^{d-1}(\partial Q \cap \partial Q') > 0$. By applying [49, Theorem 3.1] for y and $\text{int}(Q)$ or $\text{int}(Q \cup Q')$ respectively, there exist $R_Q, R_{Q,Q'} \in SO(d)$ such that

$$\int_Q |\nabla y - R_Q|^2 dx \leq C \int_Q \text{dist}^2(\nabla y, SO(d)) dx, \quad (\text{A.17})$$

$$\int_{Q \cup Q'} |\nabla y - R_{Q,Q'}|^2 dx \leq C \int_{Q \cup Q'} \text{dist}^2(\nabla y, SO(d)) dx \quad (\text{A.18})$$

for an absolute constant $C > 0$. Then, due to (A.17) and (A.18), we have

$$\begin{aligned} r^d |R_Q - R_{Q,Q'}|^2 &= \int_Q |R_Q - R_{Q,Q'}|^2 dx \leq 2 \left(\int_Q |R_Q - \nabla y|^2 dx + \int_{Q \cup Q'} |R_{Q,Q'} - \nabla y|^2 dx \right) \\ &\leq C \int_{Q \cup Q'} \text{dist}^2(\nabla y, SO(d)) dx. \end{aligned}$$

The same argument can be repeated with Q' in place of Q for a corresponding $R_{Q'} \in SO(d)$ to obtain an estimate on $|R_{Q'} - R_{Q,Q'}|^2$. Then, we obtain

$$r^d |R_Q - R_{Q'}|^2 \leq C \int_{Q \cup Q'} \text{dist}^2(\nabla y, SO(d)) dx. \quad (\text{A.19})$$

Based on this, we compare R_Q and $R_{Q'}$ for arbitrary $Q, Q' \in \mathcal{Q}_r(U)$, $Q \neq Q'$. We show that

$$r^d \max_{Q, Q'} |R_Q - R_{Q'}|^2 \leq CN \int_{(U)^r} \text{dist}^2(\nabla y, SO(d)) dx, \quad (\text{A.20})$$

where for notational convenience we have set $N := \#\mathcal{Q}_r(U)$. To this end, we consider $Q, Q' \in \mathcal{Q}_r(U)$, $Q \neq Q'$, and let $\{Q_0, \dots, Q_M\} \subset \mathcal{Q}_r(U)$ be a simple path, i.e., $Q_0 = Q$, $Q_M = Q'$, $Q_i \neq Q_j$ for all $i \neq j$ and $\mathcal{H}^{d-1}(\partial Q_i \cap \partial Q_{i+1}) > 0$ for all $i = 0, \dots, M-1$. Here, we use that $(U)^r$ is connected. Clearly, we have $M \leq N$. Then, due to (A.19) and the Cauchy-Schwarz inequality, we obtain

$$\begin{aligned} r^d |R_Q - R_{Q'}|^2 &= r^d \left| \sum_{i=0}^{M-1} (R_{Q_{i+1}} - R_{Q_i}) \right|^2 \leq r^d M \sum_{i=0}^{M-1} |R_{Q_{i+1}} - R_{Q_i}|^2 \\ &\leq CN \sum_{i=0}^{M-1} \int_{Q_i \cup Q_{i+1}} \text{dist}^2(\nabla y, SO(d)) dx \leq CN \int_{(U)^r} \text{dist}^2(\nabla y, SO(d)) dx. \end{aligned}$$

As the choice of the cubes $Q, Q' \in \mathcal{Q}_r(U)$ was arbitrary, we indeed get (A.20). We are now in the position to prove the statement for $R = R_{Q^*} \in SO(d)$ for some arbitrary $Q^* \in \mathcal{Q}_r(U)$. Indeed, by

using (A.17) and (A.20) we have

$$\begin{aligned}
\int_{(U)^r} |\nabla y - R|^2 dx &= \sum_{Q \in \mathcal{Q}_r(U)} \int_Q |\nabla y - R|^2 dx \leq 2 \sum_{Q \in \mathcal{Q}_r(U)} \left(\int_Q |\nabla y - R_Q|^2 dx + r^d \max_{Q, Q'} |R_Q - R_{Q'}|^2 \right) \\
&\leq 2C \sum_{Q \in \mathcal{Q}_r(U)} \int_Q \text{dist}^2(\nabla y, SO(d)) dx + 2Nr^d \max_{Q, Q'} |R_Q - R_{Q'}|^2 \\
&\leq C \int_{(U)^r} \text{dist}^2(\nabla y, SO(d)) dx + CN^2 \int_{(U)^r} \text{dist}^2(\nabla y, SO(d)) dx \\
&\leq CN^2 \int_{(U)^r} \text{dist}^2(\nabla y, SO(d)) dx.
\end{aligned}$$

In view of $N = \#\mathcal{Q}_r(U)$, this concludes the proof of (2.15). It remains to observe that one can choose $R = \text{Id}$ if there exists $Q \in \mathcal{Q}_r(U)$ with $\mathcal{L}^d(Q \cap \{\nabla y = \text{Id}\}) \geq cr^d$. Indeed, by (A.17) one gets $\mathcal{L}^d(Q \cap \{\nabla y = \text{Id}\})|R_Q - \text{Id}|^2 \leq C \int_Q \text{dist}^2(\nabla y, SO(d)) dx$ and therefore (A.17) holds for Id in place of R_Q , for C also depending on c . This, along with the fact that $R = R_{Q^*} \in SO(d)$ can be chosen for an arbitrary $Q^* \in \mathcal{Q}_r(U)$ concludes the proof. \square

A.4. Generalized special functions of bounded deformation. Let $U \subset \mathbb{R}^d$ be open. A function $v \in L^1(U; \mathbb{R}^d)$ belongs to the space of *functions of bounded deformation*, denoted by $BD(U)$, if the distribution $\text{Ev} := \frac{1}{2}(\text{D}v + (\text{D}v)^T)$ is a bounded $\mathbb{R}_{\text{sym}}^{d \times d}$ -valued Radon measure on U , where $\text{D}v = (\text{D}_1 v, \dots, \text{D}_d v)$ is the distributional differential. For $v \in BD(U)$, the jump set J_v is countably \mathcal{H}^{d-1} -rectifiable (in the sense of [4, Definition 2.57]) and it holds that $\text{Ev} = \text{E}^a v + \text{E}^c v + \text{E}^j v$, where $\text{E}^a v$ is absolutely continuous with respect to \mathcal{L}^d , $\text{E}^c v$ is singular with respect to \mathcal{L}^d and such that $|\text{E}^c v|(B) = 0$ if $\mathcal{H}^{d-1}(B) < \infty$, while $\text{E}^j v$ is concentrated on J_v . The density of $\text{E}^a v$ with respect to \mathcal{L}^d is denoted by $e(v)$. The space $SBD(U)$ is the subspace of all functions $v \in BD(U)$ such that $\text{E}^c v = 0$.

We now come to the definition of the space of *generalized functions of bounded deformation* $GBD(U)$ and of *generalized special functions of bounded deformation* $GSBD(U) \subset GBD(U)$. These spaces have been introduced and investigated in [29]. We first state the definition, see [29, Definitions 4.1 and 4.2].

Definition A.2. Let $U \subset \mathbb{R}^d$ be a bounded open set, and let $v: U \rightarrow \mathbb{R}^d$ be measurable. We introduce the notation

$\Pi^\xi := \{y \in \mathbb{R}^d: y \cdot \xi = 0\}$, $B_y^\xi := \{t \in \mathbb{R}: y + t\xi \in B\}$ for any $y \in \mathbb{R}^d$, $B \subset \mathbb{R}^d$, $\xi \in \mathbb{S}^{d-1}$ fixed, and for every $t \in B_y^\xi$ we let

$$v_y^\xi(t) := v(y + t\xi), \quad \widehat{v}_y^\xi(t) := v_y^\xi(t) \cdot \xi.$$

Then, $v \in GBD(U)$ iff there exists a nonnegative bounded Radon measure λ_v on U such that $\widehat{v}_y^\xi \in BV_{\text{loc}}(U_y^\xi)$ for \mathcal{H}^{d-1} -a.e. $y \in \Pi^\xi$, and for every Borel set $B \subset U$

$$\int_{\Pi^\xi} \left(|\text{D}\widehat{v}_y^\xi|(B_y^\xi \setminus J_{\widehat{v}_y^\xi}^1) + \mathcal{H}^0(B_y^\xi \cap J_{\widehat{v}_y^\xi}^1) \right) d\mathcal{H}^{d-1}(y) \leq \lambda_v(B),$$

where $J_{\widehat{v}_y^\xi}^1 := \{t \in J_{\widehat{v}_y^\xi}: |\widehat{u}_y^\xi|(t) \geq 1\}$. Moreover, v belongs to $GSBD(U)$ iff $v \in GBD(U)$ and $\widehat{v}_y^\xi \in SBV_{\text{loc}}(U_y^\xi)$ for every $\xi \in \mathbb{S}^{d-1}$ and for \mathcal{H}^{d-1} -a.e. $y \in \Pi^\xi$.

Every $v \in GBD(U)$ has an *approximate symmetric gradient* $e(v) \in L^1(U; \mathbb{R}_{\text{sym}}^{d \times d})$ and an *approximate jump set* J_v which is still countably \mathcal{H}^{d-1} -rectifiable (cf. [29, Theorem 9.1, Theorem 6.2]). The notation for $e(v)$ and J_v , which is the same as that one in the SBD case, is consistent: in

fact, if v lies in $SBD(U)$, the objects coincide, up to negligible sets of points with respect to \mathcal{L}^d and \mathcal{H}^{d-1} , respectively. The subspace $GSBD^2(U)$ is given by

$$GSBD^2(U) := \{v \in GBD(U) : e(v) \in L^2(U; \mathbb{R}_{\text{sym}}^{d \times d}), \mathcal{H}^{d-1}(J_v) < \infty\}.$$

If U has Lipschitz boundary, for each $v \in GBD(U)$ the traces on ∂U are well defined, see [29, Theorem 5.5], in the sense that for \mathcal{H}^{d-1} -a.e. $x \in \partial U$ there exists $\text{tr}(v)(x) \in \mathbb{R}^d$ such that

$$\lim_{\varepsilon \rightarrow 0} \varepsilon^{-d} \mathcal{L}^d(U \cap B_\varepsilon(x) \cap \{|v - \text{tr}(v)(x)| > \varrho\}) = 0 \quad \text{for all } \varrho > 0.$$

We close this short subsection with a compactness result in $GSBD^2(U)$, see [17, Theorem 1.1].

Theorem A.3 ($GSBD^2$ compactness). *Let $U \subset \mathbb{R}^d$ be an open, bounded set, and let $(u_n)_n \subset GSBD^2(U)$ be a sequence satisfying*

$$\sup_{n \in \mathbb{N}} (\|e(u_n)\|_{L^2(U)} + \mathcal{H}^{d-1}(J_{u_n})) < +\infty.$$

Then, there exists a subsequence, still denoted by $(u_n)_n$, such that the set $\omega_u := \{x \in U : |u_n(x)| \rightarrow \infty\}$ has finite perimeter, and there exists $u \in GSBD^2(U)$ with $u = 0$ on ω_u such that

- (i) $u_n \rightarrow u$ in $L^0(U \setminus \omega_u; \mathbb{R}^d)$,
- (ii) $e(u_n) \rightharpoonup e(u)$ weakly in $L^2(U \setminus \omega_u; \mathbb{R}_{\text{sym}}^{d \times d})$,
- (iii) $\liminf_{n \rightarrow \infty} \mathcal{H}^{d-1}(J_{u_n}) \geq \mathcal{H}^{d-1}(J_u \cup (\partial^* \omega_u \cap U))$.

In the language of [27, Subsection 3.4], we say that $u_n \rightarrow u$ weakly in $GSBD_\infty^2(U)$.

REFERENCES

- [1] R. ALICANDRO, G. DAL MASO, G. LAZZARONI, M. PALOMBARO. *Derivation of a linearised elasticity model from singularly perturbed multiwell energy functionals*. Arch. Ration. Mech. Anal. **230** (2018), 1–45.
- [2] L. AMBROSIO, A. COSCIA, G. DAL MASO. *Fine properties of functions with bounded deformation*. Arch. Ration. Mech. Anal. **139** (1997), 201–238.
- [3] W.K. ALLARD, F.J. ALMGREN. *Geometric measure theory and the calculus of variations*. Proceedings of Symposia in Pure Mathematics American Mathematical Society, Vol. **44**, (1986).
- [4] L. AMBROSIO, N. FUSCO, D. PALLARA. *Functions of bounded variation and free discontinuity problems*. Oxford University Press, Oxford 2000.
- [5] S. ANGENT, M.E. GURTIN. *Multiphase thermomechanics with interfacial structure. II. Evolution of anisothermal interface*. Arch. Ration. Mech. Anal. **108** (1989), 323–391.
- [6] M. BONACINI. *Epitaxially strained elastic films: the case of anisotropic surface energies*. ESAIM Control Optim. Calc. Var. **19** (2013), 167–189.
- [7] E. BONNETIER, A. CHAMBOLLE. *Computing the equilibrium configuration of epitaxially strained crystalline films*. SIAM J. Appl. Math. **62** (2002), 1093–1121.
- [8] B. BOURDIN, G.A. FRANCFORT, J.J. MARIGO. *The variational approach to fracture*. J. Elasticity **91** (2008), 5–148.
- [9] A. BRAIDES. *Γ -convergence for Beginners*. Oxford University Press, Oxford 2002.
- [10] A. Braides, A. Chambolle, M. Solci. *A relaxation result for energies defined on pairs set-function and applications*. ESAIM Control Optim. Calc. Var. **13** (2007), 717–734.
- [11] A. BRAIDES, M. SOLCI, E. VITALI. *A derivation of linear elastic energies from pair-interaction atomistic systems*. Netw. Heterog. Media **2** (2007), 551–567.
- [12] M. BURGER, H. HAUSSE, C. STÖCKER, A. VOIGT. *A level set approach to anisotropic flows with curvature regularization*. J. Comput. Phys. **225** (2007), 183–205.
- [13] F. CAGNETTI, A. CHAMBOLLE, L. SCARDIA. *Korn and Poincaré-Korn inequalities for functions with small jump set*. Math. Ann., to appear. Available at: <https://cvgmt.sns.it/paper/4636/>.
- [14] A. CHAMBOLLE, S. CONTI, G. FRANCFORT. *Korn-Poincaré inequalities for functions with a small jump set*. Indiana Univ. Math. J. **65** (2016), 1373–1399.
- [15] A. CHAMBOLLE, S. CONTI, F. IURLANO. *Approximation of functions with small jump sets and existence of strong minimizers of Griffith's energy*. J. Math. Pures Appl. **128** (2019), 119–139.

- [16] A. CHAMBOLLE, V. CRISMALE. *A density result in $GSBD^p$ with applications to the approximation of brittle fracture energies*. Arch. Ration. Mech. Anal. **232** (2019), 1329–1378.
- [17] A. CHAMBOLLE, V. CRISMALE. *Compactness and lower semicontinuity in $GSBD$* . J. Eur. Math. Soc. (JEMS) **23** (2021), 701–719.
- [18] A. CHAMBOLLE, A. GIACOMINI, M. PONSIGLIONE. *Piecewise rigidity*. J. Funct. Anal. **244** (2007), 134–153.
- [19] A. Chambolle, M. Solci. *Interaction of a bulk and a surface energy with a geometrical constraint*. SIAM J. Math. Anal. **39** (2007), 77–102.
- [20] N. CHAUDHURI, S. MÜLLER. *Rigidity estimate for two incompatible wells*. Calc. Var. Partial Differential Equations **19** (2004), 379–390.
- [21] M. CHERMISI, S. CONTI. *Multiwell rigidity in nonlinear elasticity*. SIAM J. Math. Anal. **42** (2010), 1986–2012.
- [22] S. CONTI, G. DOLZMANN, AND S. MÜLLER. *Korn's second inequality and geometric rigidity with mixed growth conditions*. Calc. Var. Partial Differential Equations **50** (2014), 437–454.
- [23] S. CONTI, M. FOCARDI, F. IURLANO. *Integral representation for functionals defined on SBD^p in dimension two*. Arch. Ration. Mech. Anal. **223** (2017), 1337–1374.
- [24] S. CONTI, A. GARRONI. *Sharp rigidity estimates for incompatible fields as a consequence of the Bourgain Brezis div-curl result*. C. R. Math. Acad. Sci. Paris **359** (2021), 155–160.
- [25] S. CONTI, B. SCHWEIZER. *Rigidity and gamma convergence for solid-solid phase transitions with $SO(2)$ invariance*. Comm. Pure Appl. Math. **59** (2006), 830–868.
- [26] G. CORTESANI, R. TOADER. *A density result in SBV with respect to non-isotropic energies*. Nonlinear Analysis **38** (1999), 585–604.
- [27] V. CRISMALE, M. FRIEDRICH. *Equilibrium configurations for epitaxially strained films and material voids in three-dimensional linear elasticity*. Arch. Ration. Mech. Anal. **237** (2020), 1041–1098.
- [28] G. DAL MASO. *An introduction to Γ -convergence*. Birkhäuser, Boston · Basel · Berlin 1993.
- [29] G. DAL MASO. *Generalized functions of bounded deformation*. J. Eur. Math. Soc. (JEMS) **15** (2013), 1943–1997.
- [30] G. DAL MASO, M. NEGRI, D. PERCIVALE. *Linearized elasticity as Γ -limit of finite elasticity*. Set-valued Anal. **10** (2002), 165–183.
- [31] E. DAVOLI, M. FRIEDRICH. *Two-well rigidity and multidimensional sharp-interface limits for solid-solid phase transitions*. Calc. Var. Partial Differential Equations **59** (2020), Art. 44.
- [32] E. DAVOLI, P. PIOVANO. *Analytical validation of the Young-Dupré law for epitaxially-strained thin films*. Math. Models Methods Appl. Sci. **29** (2019), 2183–2223.
- [33] E. DE GIORGI, L. AMBROSIO. *Un nuovo funzionale del calcolo delle variazioni*. Acc. Naz. Lincei, Rend. Cl. Sci. Fis. Mat. Natur. **82** (1988), 199–210.
- [34] C. DE LELLIS, L.J. SZEKELYHIDI. *Simple proof of two well rigidity*. C. R. Math. Acad. Sci. Paris **343** (2006), 367–370.
- [35] A. DI CARLO, M.E. GURTIN, P. PODIO-GUIDUGLI. *A regularized equation for anisotropic motion-by-curvature*. SIAM J. Appl. Math. **52** (1992), 1111–1119.
- [36] L.C. EVANS, R.F. GARIEPY. *Measure theory and fine properties of functions (Revised Version)*. CRC Press, Boca Raton 2015.
- [37] I. FONSECA, N. FUSCO, G. LEONI, V. MILLOT. *Material voids in elastic solids with anisotropic surface energies*. J. Math. Pures Appl. **96** (2011), 591–639.
- [38] I. FONSECA, N. FUSCO, G. LEONI, M. MORINI. *Equilibrium configurations of epitaxially strained crystalline films: existence and regularity results*. Arch. Ration. Mech. Anal. **186** (2007), 477–537.
- [39] I. FONSECA, N. FUSCO, G. LEONI, M. MORINI. *Motion of elastic thin films by anisotropic surface diffusion with curvature regularization*. Arch. Ration. Mech. Anal. **205** (2012), 425–466.
- [40] I. FONSECA, N. FUSCO, G. LEONI, M. MORINI. *Motion of three-dimensional elastic films by anisotropic surface diffusion with curvature regularization*. Anal. PDE **8** (2015), 373–423.
- [41] M. FRIEDRICH. *A Korn-type inequality in SBD for functions with small jump sets*. Math. Models Methods Appl. Sci. **27** (2017), 2461–2484.
- [42] M. FRIEDRICH. *A piecewise Korn inequality in SBD and applications to embedding and density results*. SIAM J. Math. Anal. **50** (2018), 3842–3918.
- [43] M. FRIEDRICH. *A derivation of linearized Griffith energies from nonlinear models*. Arch. Ration. Mech. Anal. **225** (2017), 425–467.
- [44] M. FRIEDRICH. *Griffith energies as small strain limit of nonlinear models for nonsimple brittle materials*. Mathematics in Engineering **2** (2020), 75–100.
- [45] M. FRIEDRICH, M. KRUIŽÍK. *On the passage from nonlinear to linearized viscoelasticity*. SIAM J. Math. Anal. **50** (2018), 4426–4456.
- [46] M. FRIEDRICH, B. SCHMIDT. *A quantitative geometric rigidity result in SBD* . Preprint, 2015. *ArXiv: 1503.06821*.

- [47] M. JESENKO, B. SCHMIDT. *Geometric linearization of theories for incompressible elastic materials and applications*. Math. Models Methods Appl. Sci. **31** (2021), 829–860.
- [48] G. FRIESECKE, R.D. JAMES, M.G. MORA, S. MÜLLER. *Derivation of nonlinear bending theory for shells from three-dimensional nonlinear elasticity by Gamma-convergence*. C. R. Math. Acad. Sci. Paris **336** (2003), 697–702.
- [49] G. FRIESECKE, R.D. JAMES, S. MÜLLER. *A theorem on geometric rigidity and the derivation of nonlinear plate theory from three-dimensional elasticity*. Comm. Pure Appl. Math. **15** (2002), 1461–1506.
- [50] G. FRIESECKE, R.D. JAMES, S. MÜLLER. *A hierarchy of plate models derived from nonlinear elasticity by Gamma-Convergence*. Arch. Ration. Mech. Anal. **180** (2006), 183–236.
- [51] H. GAO, W.D. NIX. *Surface roughening of heteroepitaxial thin films*. Ann. Rev. Mater. Sci. **29** (1999), 173–209.
- [52] M.A. GRINFELD. *Instability of the separation boundary between a non-hydrostatically stressed elastic body and a melt*. Soviet Physics Doklady **31** (1986), 831–834.
- [53] M.A. GRINFELD. *The stress driven instability in elastic crystals: mathematical models and physical manifestations*. J. Nonlinear Sci. **3** (1993), 35–83.
- [54] M.E. GURTIN, M.E. JABBOUR. *Interface evolution in three dimensions with curvature-dependent energy and surface diffusion: interface-controlled evolution, phase transitions, epitaxial growth of elastic films*. Arch. Ration. Mech. Anal. **163** (2002), 171–208.
- [55] C. HERRING. *Some theorems on the free energies of crystal surfaces*. Phys. Rev. **82** (1951), 87–93.
- [56] J.E. HUTCHINSON. *Some regularity theory for curvature varifolds*. Miniconference on geometry and partial differential equation, Proc. Centre Math. Analysis, Austral. Nat. Univ. **12** (1987), 60–66.
- [57] R.L. JERRARD, A. LORENT. *On multiwell Liouville theorems in higher dimension*. Adv. Calc. Var. **6** (2013), 247–298.
- [58] F. JOHN. *Rotation and strain*. Comm. Pure Appl. Math. **14** (1961), 391–413.
- [59] S. KHOLMATOV, P. PIOVANO. *A unified model for stress-driven rearrangement instabilities*. Arch. Ration. Mech. Anal. **238** (2020), 415–488.
- [60] R.V. KOHN. *New integral estimates for deformations in terms of their nonlinear strains*. Arch. Ration. Mech. Anal. **78** (1982), 131–172.
- [61] L. KREUTZ, P. PIOVANO. *Microscopic validation of a variational model of epitaxially strained crystalline films*. SIAM J. Math. Anal. **53** (2021), 453–490.
- [62] G. LAUTERI, S. LUCKHAUS. *Geometric rigidity estimates for incompatible fields in dimension ≥ 3* . Preprint, 2017. *ArXiv: 1703.03288*.
- [63] G. LAZZARONI, R. TOADER. *A model for crack propagation based on viscous approximation*. Math. Models Methods Appl. Sci. **21** (2011), 2019–2047.
- [64] M. LEWICKA, M.G. MORA, M.R. PAKZAD. *Shell theories arising as low energy Γ -limit of 3d nonlinear elasticity*. Ann. Sc. Norm. Super. Pisa, Cl. Sci. **IX** (2010), 1–43.
- [65] A. LORENT. *A two well Liouville Theorem*. ESAIM Control Optim. Calc. Var. **11** (2005), 310–356.
- [66] F. MAGGI. *Sets of finite perimeter and geometric variational problems: an introduction to Geometric Measure Theory 135*, Cambridge University Press, 2012.
- [67] E. MAININI, D. PERCIVALE. *Variational linearization of pure traction problems in incompressible elasticity*. Z. Angew. Math. Phys. **71** (2020), Art. 146.
- [68] A. MIELKE, U. STEFANELLI. *Linearized plasticity is the evolutionary Γ -limit of finite plasticity*. J. Eur. Math. Soc. (JEMS) **15** (2013), 923–948.
- [69] U. MENNE, C. SCHARRER. *A novel type of Sobolev-Poincaré inequality for submanifolds of Euclidean space*. Preprint, 2017. *ArXiv: 1709.05504*.
- [70] M.G. MORA, S. MÜLLER. *Derivation of the nonlinear bending-torsion theory for inextensible rods by Γ -convergence*. Calc. Var. Partial Differential Equations **18** (2003), 287–305.
- [71] M.G. MORA, S. MÜLLER. *A nonlinear model for inextensible rods as a low energy Γ -limit of three-dimensional nonlinear elasticity*. Ann. Inst. H. Poincaré Anal. Non Linéaire **21** (2004), 271–293.
- [72] S. MÜLLER, L. SCARDIA, C.I. ZEPPIERI. *Geometric rigidity for incompatible fields and an application to strain-gradient plasticity*. Indiana Univ. Math. J. **63** (2014), 1365–1396.
- [73] M. NEGRI, R. TOADER. *Scaling in fracture mechanics by Bažant’s law: from finite to linearized elasticity*. Math. Models Methods Appl. Sci. **25** (2015), 1389–1420.
- [74] J.A. NITSCHKE. *On Korn’s second inequality*. RAIRO Anal. Numér. **15** (1981), 237–248.
- [75] P. PIOVANO. *Evolution of elastic thin films with curvature regularization via minimizing movements*. Calc. Var. Partial Differential Equations **49** (2014), 337–367.
- [76] A. RÄTZ, A. RIBALTA, A. VOIGT. *Surface evolution of elastically stressed films under deposition by a diffuse interface model*. J. Comput. Phys. **214** (2006), 187–208.

- [77] Y.G. RESHETNYAK. *Liouville's theory on conformal mappings under minimal regularity assumptions*. Sibirskii Math. J. **8** (1967), 69–85.
- [78] L. RONDÌ. *A variational approach to the reconstruction of cracks by boundary measurements*. J. Math. Pures Appl. **87** (2007), 324–342.
- [79] M. SANTILLI, B. SCHMIDT. *Two phase models for elastic membranes with soft inclusions*. Preprint, 2021. *ArXiv: 2106.01120*.
- [80] B. SCHMIDT. *Linear Γ -limits of multiwell energies in nonlinear elasticity theory*. Continuum Mech. Thermodyn. **20** (2008), 375–396.
- [81] B. SCHMIDT. *On the derivation of linear elasticity from atomistic models*. Netw. Heterog. Media **4** (2009), 789–812.
- [82] B. SCHMIDT. *A Griffith-Euler-Bernoulli theory for thin brittle beams derived from nonlinear models in variational fracture mechanics*. Math. Models Methods Appl. Sci. **27** (2017), 1685–1726.
- [83] P. TOPPING. *Relating diameter and mean curvature for submanifolds of Euclidean space*, Commentarii Mathematici Helvetici **83** (2008), 539–546.
- [84] R.A. TOUPIN. *Elastic materials with couple stresses*. Arch. Ration. Mech. Anal. **11** (1962), 385–414.
- [85] M. SIEGEL, M.J. MIKSIŠ, P.W. VOORHEES. *Evolution of material voids for highly anisotropic surface energy*. J. Mech. Phys. Solids **52** (2004), 1319–1353.
- [86] L. SIMON. *Existence of surfaces minimizing the Willmore functional*. Comm. in Anal. and Geom. **1** (1993), 281–326.
- [87] B.J. SPENCER. *Asymptotic derivation of the glued-wetting-layer model and contact-angle condition for Stranski-Krastanow islands*. Physical Review B **59** (1999), 2011–2017.

(Manuel Friedrich) WWU MÜNSTER, GERMANY
Email address: `manuel.friedrich@uni-muenster.de`

(Leonard Kreutz) WWU MÜNSTER, GERMANY
Email address: `lkreutz@uni-muenster.de`

(Konstantinos Zemas) WWU MÜNSTER, GERMANY
Email address: `konstantinos.zemas@uni-muenster.de`