

AliMe MKG: A Multi-modal Knowledge Graph for Live-streaming E-commerce

Guohai Xu*

Hehong Chen*

guohai.xgh@alibaba-inc.com

hehong.chh@alibaba-inc.com

DAMO Academy, Alibaba Group

Feng-Lin Li[†]

Fu Sun

fenglun.lfl@alibaba-inc.com

fusun.sf@alibaba-inc.com

DAMO Academy, Alibaba Group

Yunzhou Shi

Zhixiong Zeng

yunzhou.syz@alibaba-inc.com

zengzhixiong.zzx@alibaba-inc.com

DAMO Academy, Alibaba Group

Wei Zhou

fayi.zw@alibaba-inc.com

DAMO Academy, Alibaba Group

Zhongzhou Zhao

zhongzhou.zhaozz@alibaba-inc.com

DAMO Academy, Alibaba Group

Ji Zhang

zj122146@alibaba-inc.com

DAMO Academy, Alibaba Group

ABSTRACT

Live streaming is becoming an increasingly popular trend of sales in E-commerce. The core of live-streaming sales is to encourage customers to purchase in an online broadcasting room. To enable customers to better understand a product without jumping out, we propose **AliMe MKG**, a multi-modal knowledge graph that aims at providing a cognitive profile for products, through which customers are able to seek information about and understand a product. Based on the MKG, we build an online live assistant that highlights product search, product exhibition and question answering, allowing customers to skim over item list, view item details, and ask item-related questions. Our system has been launched online in the Taobao app, and currently serves hundreds of thousands of customers per day.

CCS CONCEPTS

• **Information systems** → **Graph-based database models**; • **Computing methodologies** → **Information extraction**; **Matching**.

KEYWORDS

Knowledge Graph, Multi-modality, Live-streaming, E-commerce

ACM Reference Format:

Guohai Xu, Hehong Chen, Feng-Lin Li, Fu Sun, Yunzhou Shi, Zhixiong Zeng, Wei Zhou, Zhongzhou Zhao, and Ji Zhang. 2021. AliMe MKG: A Multi-modal Knowledge Graph for Live-streaming E-commerce. In *Proceedings of the 30th ACM International Conference on Information and Knowledge Management (CIKM '21)*, November 1–5, 2021, Virtual Event, QLD, Australia. ACM, New York, NY, USA, 5 pages. <https://doi.org/10.1145/3459637.3481983>

*Both authors contributed equally to this research.

[†]Feng-Lin Li is the corresponding author.

Permission to make digital or hard copies of all or part of this work for personal or classroom use is granted without fee provided that copies are not made or distributed for profit or commercial advantage and that copies bear this notice and the full citation on the first page. Copyrights for components of this work owned by others than ACM must be honored. Abstracting with credit is permitted. To copy otherwise, or republish, to post on servers or to redistribute to lists, requires prior specific permission and/or a fee. Request permissions from permissions@acm.org.

CIKM '21, November 1–5, 2021, Virtual Event, QLD, Australia

© 2021 Association for Computing Machinery.

ACM ISBN 978-1-4503-8446-9/21/11...\$15.00

<https://doi.org/10.1145/3459637.3481983>

1 INTRODUCTION

In recent years, live streaming is becoming an increasingly popular trend of sales in E-commerce. In a live streaming, an anchor will introduce the listed items¹ in an attractive way, and offer certain discounts or coupons, to facilitate user interaction and volume of transaction. If a customer is interested in a particular item, s/he could further view its details, and ask specific questions. Being different from traditional purchasing process, where customers make purchasing decision through product search and evaluation on an E-commerce website, it is more natural for customers of live streaming to purchase within an online broadcasting room.

To support this new purchasing mode, we need to provide rich and attractive information that details the important aspects of each product item in an online broadcasting room. It is better for such information to constitute a cognitive product profile, through which customers are able to truly understand a product: why they need, when and where can they use, how to use, what is the effect, etc. Also, as customers may have specific questions about an item during browsing, we also need to help an anchor to answer questions, to respond to users and provide a better user experience.

To this end, we establish **AliMe MKG**, a multi-modal knowledge graph that centers on and aggregates rich information about items. Based on the knowledge graph, we further build an online live assistant that highlights product search, product exhibition and question answering, allowing customers to conveniently seek information in an online broadcasting room, including but not limited to skimming over item list, viewing item details, and asking item-related questions.

Our system has been launched online in the Taobao APP, and currently serves hundreds of thousands of customers per day. In this paper, we introduce how we construct our multi-modal knowledge graph through cross-modal information fusion, and demonstrate its value through its application in the live assistant.

2 MULTI-MODAL KNOWLEDGE GRAPH

In this section, we introduce our multi-modal knowledge graph, including core ontology, construction process, experimental results and statistics.

¹We use items and products interchangeably in this paper.

2.1 KG Ontology

We show our core ontology in Figure 1. Three commonly accepted concepts, namely “User”, “Item” and “Scenario”, are adopted from classic buying process: a user intent to buy some items at/for a certain scenario. The concept “Property_value” captures property values of items (e.g., “bisabolol 红没药醇” is the property value of ingredient of “cleansing foam 洁面泡沫”). “Problem” and “POI (Point of Interest)” are adopted from AliMe KG [5], our previous domain knowledge graph: “Problem” refers to a problematic state that a user is at (e.g., “pimple 长痘痘”); “POI” captures users’ need or solution to user problem (“antiacne 清痘抑痘”). The new concept “Image” is a visual entity that graphically represents a textual scenario, user problem, property value or POI, and is the key contribution of this work.

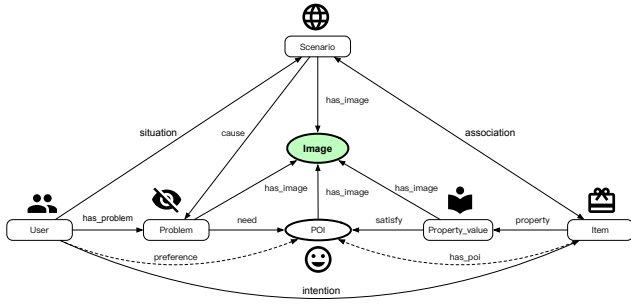


Figure 1: The core ontology of AliMe MKG.

There are three types of newly added links: *cause*, which relates scenario to problem (e.g., “changeover period between autumn and winter 秋冬换季” - *cause* - “dry skin 皮肤干”); *need*, which relates problem to POI (e.g., “pimple 长痘痘” - *need* - “antiacne 清痘抑痘”); and *satisfy*, which links property value and POI (e.g., “bisabolol 红没药醇” - *satisfy* - “antiacne 清痘抑痘”). These links are established based on domain knowledge, while the dotted ones are added or predicted through KG completion. For instance, if a user has a problem “pimple”, which needs “antiacne”, we will add a preference link between the user and “antiacne”. In addition, we use “has_image” to link an image to a corresponding textual entity.

2.2 KG Construction

We present our KG construction process in Figure 2. In general, it includes three phases: textual knowledge extraction, image extraction and cross-modal fusion.

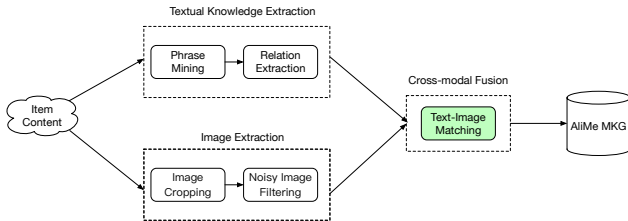


Figure 2: The construction process of AliMe MKG.

2.2.1 Textual Knowledge Extraction. As in AliMe KG [5], (Item, property, Property_value) triples are imported from the Alibaba product knowledge graph, POIs are extracted from E-commerce content (i.e., item detail pages and articles) using phrase mining and binary BERT classifier, and the relation between property values and POIs are acquired through relation extraction. Finally, the relation between an item and a POI can be inferred as follows: if an item has a property value that satisfy a specific POI, then the item will have that POI.

2.2.2 Image Extraction. We extract images mainly from item detail pages at present. Initially collected images can be overlong on size or convey time sensitive information (e.g., a promotion will be offline after a certain time point). We first cut overlong images into pieces based on image content using edge detection, filter noisy images through image classification, optical character recognition (OCR) together with heuristic rules (e.g., the area proportion of OCR text, the number of OCR text blocks).

2.2.3 Cross-Modal Fusion. We treat the linking of images to textual entities as a text-image matching problem. Inspired by the noticeable success of pre-trained language models (e.g., BERT [1]) in NLP, the pre-training for vision-language tasks has also attracted increasing attention in recent years. On observing the limitation of pre-defined and mismatching categories of region detection [4], and the effectiveness of directly applying Transformer to images [2], we choose to learn from image patches rather than bounding boxes, to represent an image.

Model Pre-training. As shown in Figure 3, we follow LightningDOT [7] to adopt a two-stream Transformer architecture that removes the time-consuming cross-modal attention to accelerate inference. For image input (the left branch), we employ vision Transformer (ViT) [2] as the feature extractor. Specifically, we first reshape an image $x \in \mathbb{R}^{H \times W \times C}$ into a sequence of flattened 2-D patches $x_p \in \mathbb{R}^{N \times (P^2 \times C)}$, where (H, W) is the resolution of the original image, C is the number of channels, (P, P) is the resolution of each image patch and $N = HW/P^2$ is the number of patches, and then provide the sequence of linear embeddings V_1, \dots, V_N of these patches along with corresponding segment and position embeddings as input to ViT. Moreover, to represent the whole image, we add a “[CLS]” token to the beginning of the patch list. For text input, we employ StructBERT [8] as our backbone and follow the BERT convention to use the “[CLS]” token to represent the whole text.

We pre-train our model with a large amount of image-sentence pairs and three objectives, namely Masked Language Modeling (MLM), Masked Patch Feature Regression (MPFR) and Cross-modal Retrieval (CMR). In the MLM task, we consider the paired image i as complementary information when reconstructing masked tokens in a sentence t through adding the embedding of the whole image to that of the masked tokens. In the MPFR task, our model learns to regress the output of each masked patch to its visual feature through an MSE (mean square error) loss, and exploits the global text representation when reconstructing masked patches in a similar spirit. Finally, in the CMR task, we use dot product to measure the similarity score between a text t and an image i . Specifically, we calculate the dot product between the embedding of “[CLS]” tokens

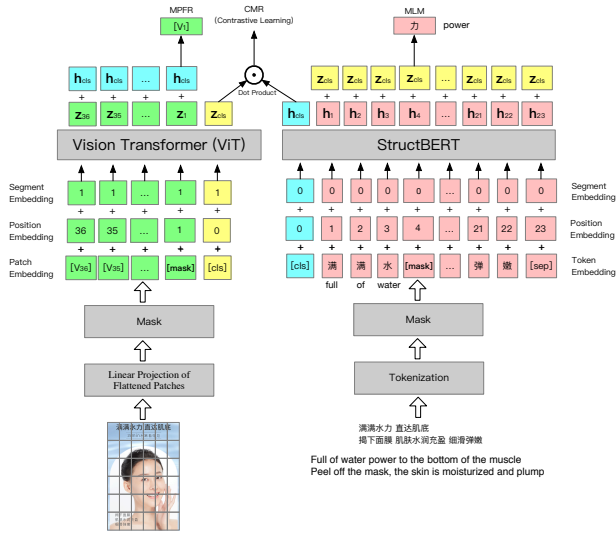


Figure 3: The overview of our cross-modal matching model.

respectively from ViT and StructBERT. To better capture the supervision signal, we employ a bi-directional variant of contrastive loss that is proposed in LightningDOT [7]: give a batch of m matched image-text pairs (i, t) , we treat image i as the query and the other $m - 1$ texts $\{t_2, t_3, \dots, t_m\}$ as negatives, and perform similarly by taking text t as the query.

To perform pre-training, we collect more than 6 million image-sentence pairs from items’ detail pages. Operationally, the pairs are constructed through pairing an image with its OCR text. Heuristic rules are also employed to prune low quality text and images.

Model Fine-tuning. For the downstream text-image matching task, we fine-tune the pre-trained multi-modal model with task-specific datasets. Finally, we will obtain triples that describe the “has_image” relation between textual and image entities through model matching.

2.3 The Performance of Cross-Modal Matching

We compared our cross-modal matching (aka CMM) approach with Pixel-BERT [4], which employs ResNet50 [3] to extract image features, and feeds the text and visual features into a single-stream Transformer network for image-text matching. For fair comparison, we also pre-trained Pixel-BERT with the same amount of image-text pairs in E-commerce. Instead of sampling pixels, we use all extracted pixel features during our pre-training. Also, we compared the linear projection of patches with ResNet50 on image feature extraction when using ViT as the image encoder in our approach.

Table 1: Experimental results of cross-modal matching

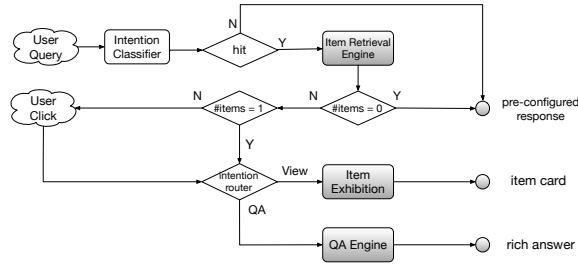


Figure 5: The overall processing flow of Live Assistant.

Item Retrieval Engine. Given a customer query q that is related to product(s), the engine will parse the query, and search for and rank related items. If there are more than one item, it will return the ranked list, and ask users for their selection. To enable our model to better understand products, we employ a offline NER model to identify the key aspects of items from their titles and detail pages, e.g., category, brand, functionality, etc., and add the identified semantic types into product profiles in our KG. During item search, we employ FLAT [6], a light-weight NER model to identify pre-defined semantic types from the query q , and calculate an enhanced similarity score between q and each item based on their tokens and identified semantic types.

Item Exhibition. Once a specific item is chosen, our live assistant will retrieve a rich set of information about the item from our multi-modal KG, and properly display them in a pop-up window. Roughly, item information is organized into three categories: appearance, POI and comment. The core elements of our MKG, including scenarios, POIs, item images and property values, are exhibited according to the pre-defined structure.

QA Engine. To help an anchor to answer questions, we designed a hybrid approach that employs both KBQA (question answering over knowledge base) and DeepQA (question answering over frequently asked question). In KBQA, we adopt an NER model to identify properties from customer questions, and retrieve corresponding property values and associated images from our MKG. To improve readability, we synthesize a natural language sentence instead of delivering a single property value. If there is no identified property in q or no answer in the MKG, we use a text matching model to find the most similar FAQ and return the corresponding answer.

4 DEMONSTRATION

Our system has been launched online in the Taobao app, and currently serves hundreds of thousands of customers per day

We demonstrate the key features of our system in Figure 6. Figure 6 (a) shows a list of items that are retrieved based on a user query “Can I see the lipstick?” and shown in a pop-up window. Users are able to skim over the item list and choose the one that interests them most. Once an item is chosen, the important images, POIs and properties of the item will be exhibited, as shown in figure 6 (b). Figure 6 (c) demonstrates the richness of our KBQA answer, which contains a textual description and a size chart, and answers a question about the size of a specific T-shirt.



Figure 6: A demonstration of Live Assistant.

We also show an innovative application of our multi-modal KG in short video production in Figure 7. By following the cognitive path in Figure 4, we generate a nature language utterance for each node, and organize the associated images according to the given order, and finally produce a short video through using templates. The generated short videos can be played in the item card as in Figure 6 (b). Such knowledge-based short videos tell the core selling points of a product item in an attractive and cognitive manner, hence are more convincing on affecting customers’ buying decision. Moreover, with our knowledge graph, the productivity of such knowledge-based video producing can be largely improved, making its large-scale application feasible.



Figure 7: A demonstration of short video generation based on our MKG.

5 CONCLUSION

In this work, we present AliMe MKG, a multi-modal knowledge graph that aggregates rich product information, and introduce its innovative applications in live-streaming E-commerce. Providing cognitive product profiles to customers is of value and challenging. Many interesting problems, such as acquiring encyclopedic or scene-ized knowledge, personalized exhibition, knowledge enhanced text generation will be further explored to enrich our multi-modal KG and polish our online live assistant.

REFERENCES

- [1] Jacob Devlin, Ming-Wei Chang, Kenton Lee, and Kristina Toutanova. 2018. Bert: Pre-training of deep bidirectional transformers for language understanding. *arXiv preprint arXiv:1810.04805* (2018).
- [2] Alexey Dosovitskiy, Lucas Beyer, Alexander Kolesnikov, Dirk Weissenborn, Xi-aohua Zhai, Thomas Unterthiner, Mostafa Dehghani, Matthias Minderer, Georg Heigold, Sylvain Gelly, et al. 2020. An image is worth 16x16 words: Transformers for image recognition at scale. *arXiv preprint arXiv:2010.11929* (2020).
- [3] Kaiming He, Xiangyu Zhang, Shaoqing Ren, and Jian Sun. 2016. Deep Residual Learning for Image Recognition. In *2016 IEEE Conference on Computer Vision and Pattern Recognition, CVPR 2016, Las Vegas, NV, USA, June 27-30, 2016*. IEEE Computer Society, 770–778. <https://doi.org/10.1109/CVPR.2016.90>
- [4] Zhicheng Huang, Zhaoyang Zeng, Bei Liu, Dongmei Fu, and Jianlong Fu. 2020. Pixel-BERT: Aligning Image Pixels with Text by Deep Multi-Modal Transformers. *CoRR abs/2004.00849* (2020). [arXiv:2004.00849](https://arxiv.org/abs/2004.00849) <https://arxiv.org/abs/2004.00849>
- [5] Feng-Lin Li, Hehong Chen, Guohai Xu, Tian Qiu, Feng Ji, Ji Zhang, and Haiqing Chen. 2020. AliMe KG: Domain Knowledge Graph Construction and Application in E-commerce. *CoRR abs/2009.11684* (2020). [arXiv:2009.11684](https://arxiv.org/abs/2009.11684) <https://arxiv.org/abs/2009.11684>
- [6] Xiaonan Li, Hang Yan, Xipeng Qiu, and Xuanjing Huang. 2020. FLAT: Chinese NER Using Flat-Lattice Transformer. In *Proceedings of the 58th Annual Meeting of the Association for Computational Linguistics, ACL 2020, Online, July 5-10, 2020*, Dan Jurafsky, Joyce Chai, Natalie Schluter, and Joel R. Tetreault (Eds.). Association for Computational Linguistics, 6836–6842. <https://doi.org/10.18653/v1/2020.acl-main.611>
- [7] Siqi Sun, Yen-Chun Chen, Linjie Li, Shuohang Wang, Yuwei Fang, and Jingjing Liu. 2021. LightningDOT: Pre-training Visual-Semantic Embeddings for Real-Time Image-Text Retrieval. In *Proceedings of the 2021 Conference of the North American Chapter of the Association for Computational Linguistics: Human Language Technologies*. 982–997.
- [8] Wei Wang, Bin Bi, Ming Yan, Chen Wu, Jiangnan Xia, Zuyi Bao, Liwei Peng, and Luo Si. 2020. StructBERT: Incorporating Language Structures into Pre-training for Deep Language Understanding. In *8th International Conference on Learning Representations, ICLR 2020, Addis Ababa, Ethiopia, April 26-30, 2020*. OpenReview.net. <https://openreview.net/forum?id=BJgQ4lSFPH>