

Multiple Hierarchies from a Warped Extra Dimension

Seung J. Lee¹, Yuichiro Nakai² and Motoo Suzuki²

¹*Department of Physics, Korea University, Seoul 136-713, Korea*

²*Tsung-Dao Lee Institute and School of Physics and Astronomy,
Shanghai Jiao Tong University, 800 Dongchuan Road, Shanghai, 200240 China*

Abstract

Theories beyond the Standard Model often contain mass scales hierarchically different from the electroweak scale and the Planck scale. It has been shown that such hierarchical mass scales can be realized as typical energy scales of multiple 3-branes in a 5D warped spacetime. We present a mechanism for stabilizing the intervals between the multiple 3-branes in the warped extra dimension, by introducing a single 5D scalar field with brane-localized potentials. We discuss the radion stabilization by solving the Einstein equation and the scalar field equation of motion so that a backreaction effect on the geometry due to the presence of the scalar field is taken into account. Perturbations from the background configuration are then considered with proper identification of multiple radion degrees of freedom. By solving their equations of motion, we compute the mass spectrum of the radion-scalar field system and the radion couplings to brane-localized matter fields, which are found to be suppressed by typical energy scales and radion profiles at the branes. We also compute the mass spectrum of Kaluza-Klein gravitons and their profiles in the extra dimension. Some applications of the setup are briefly described. Our analysis provides a solid ground to build 5D warped extra dimension models with multiple 3-branes.

1 Introduction

Laws of nature spread over a wide range of energy scales. There is a huge hierarchy between the Planck scale and the electroweak scale whose stability under radiative corrections is problematic in the Standard Model (SM). Moreover, the existence of new mass scales hierarchically different from the Planck scale and the electroweak scale is often indicated by theories of physics beyond the SM. For instance, the (invisible) axion solution to the strong CP problem [1–7] introduces an energy scale where the Peccei-Quinn (PQ) symmetry is spontaneously broken. If supersymmetry (SUSY) is realized in nature, it must be broken at an intermediate scale [8]. In addition, dark matter may indicate the existence of a new mass scale hierarchically smaller than the electroweak scale [9].

A large hierarchy between two energy scales is naturally generated in the Randall-Sundrum (RS) model [10] whose geometry consists of AdS_5 bulk spacetime bounded by two 3-branes with positive and negative tensions called the UV and IR branes, respectively. Due to a warp factor, the energy scale of the IR brane is exponentially smaller than that of the UV brane. In the original RS model, the distance between the two branes is a free parameter, and the corresponding modulus field called *radion* is massless. The radion stabilization has been explored in refs. [11–21], among which the Goldberger-Wise (GW) mechanism [11] is the most popular. The GW mechanism introduces a bulk scalar field with potentials localized on the UV and IR branes. The potentials make the scalar field develop nonzero vacuum expectation values (VEVs) on the branes. The GW scalar field then obtains a nontrivial bulk profile so that a radion potential is generated. Properties of the radion field in the GW mechanism have been investigated in [22, 23] by using a naive ansatz which ignores the radion wavefunction and the backreaction of the GW field on the geometry, and a more rigorous treatment of these effects has been presented in [24]. The AdS/CFT correspondence [25–27] tells us that the RS model can be understood by a nearly-conformal strongly-coupled 4D field theory [28, 29]. How the presence of couplings of the bulk SM fields to the GW scalar modifies the identification of the parameters on the two sides of the AdS/CFT correspondence has been presented in ref. [30]. The introduction of the GW scalar field corresponds to a small relevant deformation of the 4D CFT which triggers spontaneous breaking of the conformal symmetry at the IR scale.

The RS model is generalized by introducing more than two 3-branes with positive or negative tensions in a 5D warped spacetime to realize multiple hierarchical mass scales. The energy scale of each brane is exponentially different from those of the other branes.

Depending on the size of a bulk cosmological constant in each subregion bounded by two branes, the warp factor of each subregion can take a different value. Corresponding to each interval between two branes, a radion degree of freedom exists. Such multi-brane setups have been considered in [31–37], originally motivated by cosmology in warped extra dimension models. Refs. [38, 39] have studied the wavefunction and mass spectrum of a bulk matter field. One can also find applications to the flavor structure of the SM [40–43] and collider phenomenology [44–46]. Further applications of the multi-brane setups are likely to be considered, and there is a huge potential for innovation in model-building of physics beyond the SM. However, thorough studies of multi-brane models with stabilized radions have not been conducted so far. Refs. [47, 48] initiated to analyze the dynamics of radions in a three 3-brane system without considering their stabilization. Ref. [49] applied the GW mechanism to the stabilization of radions in a three 3-brane system different from what we consider here in terms of bulk cosmological constants and signs of brane tensions, and they used the naive ansatz ignoring the radion wavefunctions and the backreaction of the GW field on the geometry. Therefore, a more complete investigation of multi-brane models is necessary.

In this paper, we discuss the stabilization of radions in multi-brane models through a simple extension of the GW mechanism with introducing a single 5D scalar field. Each bulk subregion bounded by two branes has a different cosmological constant in general which leads to a different warp factor. For the sake of simplicity, our main focus is on a 5D model with three 3-branes whose tensions are positive, positive and negative. They are identified as the UV, intermediate and IR branes, respectively. Generalization to any number of branes with positive or negative tensions is straightforward and briefly described. The Einstein equation and the scalar field equation of motion are simultaneously solved so that the radion wavefunctions and the backreaction effect on the geometry are taken into account. We then consider perturbations from the background configuration and compute the mass spectrum of the radion-scalar field system by solving the equations of motion. The radion couplings to brane-localized matter fields are also presented. Moreover, we compute the mass spectrum of Kaluza-Klein (KK) gravitons and their profiles in the extra dimension. In the dual CFT picture of the three 3-brane model, the presence of the intermediate brane can be understood as spontaneous breaking of a conformal symmetry, but the resulting 4D dual theory flows into a new conformal fixed point [44]. The conformal symmetry is spontaneously broken again at the IR scale.

The rest of the paper is organized as follows. In section 2, the setup is introduced and the radion stabilization with a single 5D scalar field is presented. Our discussion focuses

on the three 3-brane model, but we also comment on generalization to an arbitrary number of branes. In section 3, perturbations from the background configuration are considered and their equations of motion are presented. Then, in section 4, we compute the KK mass spectrum of the radion-scalar field system and also the spectrum of KK gravitons by solving the equations of motion. Section 5 finds nonzero masses of two radions in the three 3-brane model by taking account of the backreaction effect of the GW scalar field background. In section 6, we present the radion effective action and the radion couplings to brane-localized matter fields. Section 7 is devoted to conclusions and discussions. A few applications of the three 3-brane model are briefly described. Appendix A presents the radion stabilization for the three 3-brane model by using the naive ansatz. We consider a general case that each bulk subregion bounded by two branes has a different cosmological constant. Some other details are discussed in appendices B and C.

2 Background configuration

We consider a spacetime geometry described by $\mathbb{R}^4 \times S_1/\mathbb{Z}_2$ with the metric,

$$ds^2 = g_{MN} dx^M dx^N = e^{-2A(y)} \eta_{\mu\nu} dx^\mu dx^\nu - dy^2. \quad (2.1)$$

Here, $M = (\mu, y)$ with μ running from 0 to 3, $\eta_{\mu\nu}$ is the flat 4D metric, $y \in [0, y_{\text{IR}}]$ denotes the coordinate for the S_1/\mathbb{Z}_2 orbifold and $A(y)$ is some function of y . The left panel of Fig. 1 shows a schematic picture of the orbifold extra dimension. Two 3-branes extending over \mathbb{R}^4 , which we call UV and IR branes, reside on the orbifold fixed points, $y = y_{\text{UV}} = 0$ and $y = y_{\text{IR}}$, respectively. In addition, we introduce another intermediate 3-brane placed at a point $y = y_{\text{I}}$ between the boundaries. We would like to stabilize the distance between the UV and intermediate branes y_{I} and the distance between the intermediate and IR branes $y_{\text{IR}} - y_{\text{I}}$. As in the case of the GW mechanism for the two 3-brane model, a bulk real scalar field plays that role. The action with the scalar field labeled by ϕ (the GW field) is given by

$$\begin{aligned} S = & -2M_5^3 \int d^4x dy \sqrt{g} R + \int d^4x dy \sqrt{g} \left(\frac{1}{2} \nabla \phi \nabla \phi - V(\phi) \right) \\ & - \int d^4x \sqrt{|g_{\text{UV}}^{\text{in}}|} \chi_{\text{UV}} - \int d^4x \sqrt{|g_{\text{I}}^{\text{in}}|} \chi_{\text{I}} - \int d^4x \sqrt{|g_{\text{IR}}^{\text{in}}|} \chi_{\text{IR}}, \end{aligned} \quad (2.2)$$

where M_5 is the five-dimensional Planck mass, $R = g^{MN} R_{MN}$ is the Ricci scalar, \sqrt{g} and $\sqrt{|g^{\text{in}}|}$ are the volume elements of the bulk metric and the induced metric on each brane,

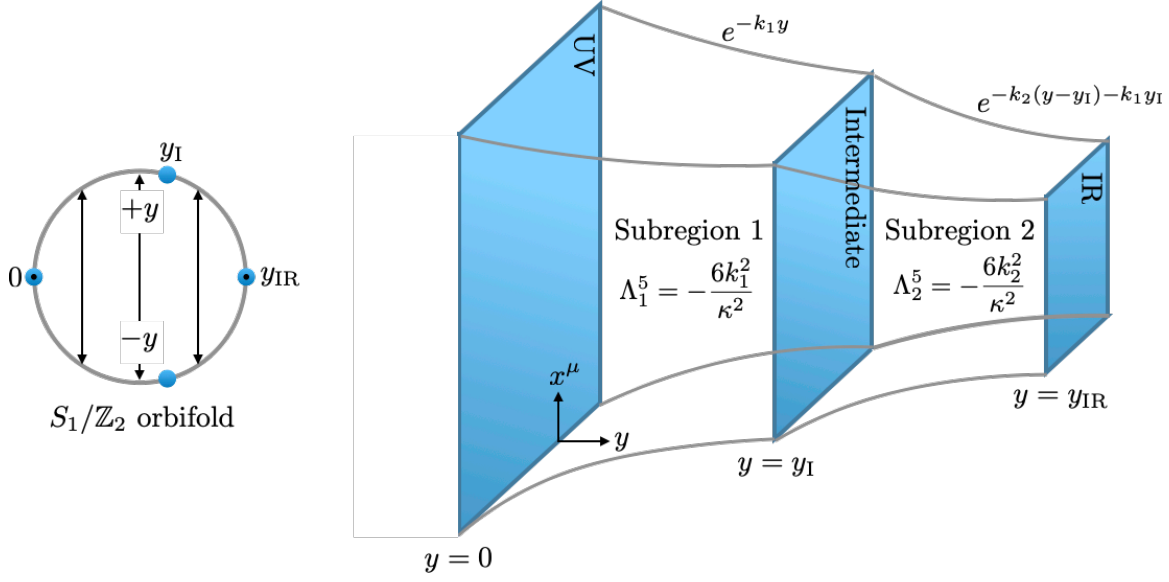


Figure 1: Schematic pictures of the three 3-brane system. The left panel denotes the S_1/\mathbb{Z}_2 orbifold extra dimension where $+y$ and $-y$ are identified and $y = \{0, y_I, y_{IR}\}$ are the fixed points. The UV, intermediate and IR branes sit on $y = \{0, y_I, y_{IR}\}$, respectively. In the right panel, we refer to the bulk region between the UV and intermediate (intermediate and IR) branes as the subregion 1 (subregion 2). The bulk cosmological constants $\Lambda_{1,2}^5$ and the warp factors, $e^{-k_1 y}$ and $e^{-k_2(y-y_I)-k_1 y_I}$, in the subregions 1, 2 are different in general.

respectively, and χ 's are brane-localized potentials. The subscripts UV, I, IR indicate the UV, intermediate and IR branes, respectively. $V(\phi)$ denotes the potential of the scalar field which includes bulk cosmological constants. Following the superpotential method discussed in ref. [50], we assume the potential takes a specific form,

$$V(\phi) = \frac{1}{8} \left(\frac{\partial W}{\partial \phi} \right)^2 - \frac{\kappa^2}{6} W(\phi)^2, \quad (2.3)$$

where $\kappa^2 = (4M_5^3)^{-1}$ and $W(\phi)$ is given by different forms for the bulk region between the UV and intermediate branes (subregion 1) and for the region between the intermediate and IR branes (subregion 2),

$$W(\phi) = \begin{cases} \frac{6k_1}{\kappa^2} - u_1 \phi^2 & (\text{subregion 1}) \\ \frac{6k_2}{\kappa^2} - u_2 \phi^2 & (\text{subregion 2}) \end{cases}. \quad (2.4)$$

Here, $k_{1,2}$ and $u_{1,2}$ are positive constants with mass dimension 1. Inserting these expressions into Eq. (2.3), the bulk cosmological constants for the subregions 1, 2 are given

by

$$\Lambda_1^5 = -\frac{6k_1^2}{\kappa^2} \quad (\text{subregion 1}), \quad \Lambda_2^5 = -\frac{6k_2^2}{\kappa^2} \quad (\text{subregion 2}). \quad (2.5)$$

Note that the two bulk cosmological constants $\Lambda_{1,2}$ are different in general. The brane-localized potentials are taken as

$$\begin{aligned} \chi_{\text{UV}}(\phi) &= W(\phi_{\text{UV}}) + \frac{\partial W(\phi_{\text{UV}})}{\partial \phi}(\phi - \phi_{\text{UV}}) + \gamma_{\text{UV}}^2(\phi - \phi_{\text{UV}})^2, \\ \chi_{\text{I}}(\phi) &= \frac{1}{2} [W(\phi_{\text{I}+}) - W(\phi_{\text{I}-})] + \frac{1}{2} \left[\frac{\partial W(\phi_{\text{I}+})}{\partial \phi} - \frac{\partial W(\phi_{\text{I}-})}{\partial \phi} \right] (\phi - \phi_{\text{I}}) + \gamma_{\text{I}}^2(\phi - \phi_{\text{I}})^2, \\ \chi_{\text{IR}}(\phi) &= -W(\phi_{\text{IR}}) - \frac{\partial W(\phi_{\text{IR}})}{\partial \phi}(\phi - \phi_{\text{IR}}) + \gamma_{\text{IR}}^2(\phi - \phi_{\text{IR}})^2, \end{aligned} \quad (2.6)$$

where all the γ^2 's are constants with mass dimension 1 and $\phi_{\text{UV}, \text{I}, \text{IR}}$ are values of ϕ at the UV, intermediate and IR branes, respectively. For the intermediate brane, the subscripts I+ and I- indicate values in the limit of $y = \lim_{\epsilon \rightarrow 0+} [y_{\text{I}} - \epsilon]$ and $y = \lim_{\epsilon \rightarrow 0-} [y_{\text{I}} - \epsilon]$. The setup is summarized in the right panel of Fig. 1.

Let us now find a background configuration for $A(y)$ and $\phi(x, y)$. The scalar field respects the 4D Lorentz invariance,

$$\phi(x, y) = \phi_0(y). \quad (2.7)$$

Then, the Einstein equation,

$$R_{MN} = \kappa^2 \left(T_{MN} - \frac{1}{3} g_{MN} T \right), \quad (2.8)$$

with the trace of the energy-momentum tensor $T = g^{KL} T_{KL}$ and the field equation for ϕ lead to coupled equations,

$$\begin{aligned} 4A'^2 - A'' &= -\frac{2}{3} \kappa^2 V(\phi_0) - \frac{\kappa^2}{3} \sum_i \chi_i(\phi_0) \delta(y - y_i), \\ A'^2 &= \frac{\kappa^2 \phi_0'^2}{12} - \frac{\kappa^2}{6} V(\phi_0), \\ \phi_0'' &= 4A'\phi_0' + \frac{\partial V(\phi_0)}{\partial \phi_0} + \sum_i \frac{\partial \chi_i(\phi_0)}{\partial \phi_0} \delta(y - y_i), \end{aligned} \quad (2.9)$$

where the prime ' denotes the partial derivative with respect to y i.e. $\partial/\partial y$ and $i = \text{UV}, \text{I}, \text{IR}$. In the above equations, we match the singular terms on each brane by imposing the following boundary conditions:

$$[A']|_{y=y_i} = \frac{\kappa^2}{3} \chi_i(\phi_0), \quad [\phi_0']|_{y=y_i} = \frac{\partial \chi_i(\phi_0)}{\partial \phi_0}. \quad (2.10)$$

Here, we have defined $[X]|_{y=y_i} \equiv \lim_{\epsilon \rightarrow +0} [X(y_i + \epsilon) - X(y_i - \epsilon)]$. With the potential form of Eq. (2.3), a solution to the first-order differential equations,

$$\phi'_0 = \frac{1}{2} \frac{\partial W(\phi_0)}{\partial \phi_0}, \quad A' = \frac{\kappa^2}{6} W(\phi_0), \quad (2.11)$$

gives a solution to the coupled equations (2.9) satisfying the boundary conditions (2.10). By using the explicit forms of $W(\phi)$ in Eq. (2.4) and the brane-localized potentials (2.6), the solution is obtained as

$$\begin{aligned} \phi_0(y) &= \begin{cases} \phi_{\text{UV}} e^{-u_1 y} & (\text{subregion 1}) \\ \phi_{\text{UV}} e^{-u_2 y + y_{\text{I}}(u_2 - u_1)} & (\text{subregion 2}), \end{cases} \\ A(y) &= \begin{cases} k_1 y + \frac{\kappa^2 \phi_{\text{UV}}^2}{12} e^{-2u_1 y} & (\text{subregion 1}) \\ k_2 y + y_{\text{I}}(k_1 - k_2) + \frac{\kappa^2 \phi_{\text{UV}}^2}{12} e^{-2u_2 y + 2y_{\text{I}}(u_2 - u_1)} & (\text{subregion 2}). \end{cases} \end{aligned} \quad (2.12)$$

We can see that the first term in the solution of $A(y)$ for each subregion gives a warp factor (see also the right panel of Fig. 1). The last term indicates a backreaction effect from the GW field. It should be also noted that, if we take $k_2 = k_1$ and ignore the terms including the GW field, the intermediate brane disappears and the RS geometry of the two 3-brane model is obtained. From the solution of $\phi_0(y)$ for the subregion 1, the distance between the UV and intermediate branes is related to the values of ϕ on the branes,

$$y_{\text{I}} = \frac{1}{u_1} \log [\phi_{\text{UV}} / \phi_{\text{I}}]. \quad (2.13)$$

Similarly, the solution of $\phi_0(y)$ for the subregion 2 gives the distance between the intermediate and IR branes,

$$y_{\text{IR}} - y_{\text{I}} = \frac{1}{u_2} \log [\phi_{\text{I}} / \phi_{\text{IR}}]. \quad (2.14)$$

Therefore, all the distances between the 3-branes are determined in terms of the values of ϕ on the branes by solving the Einstein equation and the scalar field equation of motion simultaneously. The 4D Planck scale is now given by

$$M_{\text{pl}}^2 = \frac{M_5^3}{k_1} \left[1 - e^{-2k_1 y_{\text{I}}} \left(\frac{1}{k_1} - \frac{1}{k_2} \right) - \frac{e^{-2k_2(y_{\text{IR}} - y_{\text{I}}) - 2k_1 y_{\text{I}}}}{k_2} \right]. \quad (2.15)$$

In appendix A, we present the determination of the brane separations by following the similar way as the original discussion of the GW mechanism [11, 23] using the naive ansatz for the metric in an effective theory approach.




Figure 2: Schematic pictures of the $N + 1$ 3-brane system. The left panel denotes the S_1/\mathbb{Z}_2 orbifold extra dimension where $+y$ and $-y$ are identified and $y = 0, y_N$ are the fixed points. The $N + 1$ 3-branes are located at $y = 0, y_1, y_2, \dots, y_{N-1}, y_N$. In the right panel, Λ_p^5 denotes the bulk cosmological constant in the subregion p defined in $y_{p-1} < y < y_p$. The brane tension $\bar{\chi}_p$ for the brane at $y = y_p$ is obtained by ignoring the effect of the GW field on the brane-localized potential.

The discussion can be generalized by placing $N + 1$ 3-branes at points $y = y_0 (= 0), y_1, y_2, \dots, y_{N-1}, y_N$ where y_0, y_N are the orbifold fixed points (see the left panel of Fig. 2). The potential of the GW scalar field including bulk cosmological constants is assumed to have the same form as Eq. (2.3) with $W(\phi)$ for the subregion p defined in $y_{p-1} < y < y_p$,

$$W_p(\phi) = \frac{6k_p}{\kappa^2} - u_p \phi^2 \quad (\text{subregion } p) , \quad (2.16)$$

where k_p, u_p are positive constants with mass dimension 1. The bulk cosmological constant for the subregion p is then given by

$$\Lambda_p^5 = -\frac{6k_p^2}{\kappa^2} \quad (\text{subregion } p) . \quad (2.17)$$

The brane-localized potentials are also generalized as

$$\begin{aligned} \chi_0(\phi) &= W_1(\phi_{0,1}(0)) + \frac{\partial W_1(\phi_{0,1}(0))}{\partial \phi} (\phi - \phi_{0,1}(0)) + \gamma_0^2 (\phi - \phi_{0,1}(0))^2 , \\ &\dots \\ \chi_p(\phi) &= \frac{1}{2} [W_{p+1}(\phi_{0,p+1}(y_p)) - W_p(\phi_{0,p}(y_p))] \end{aligned} \quad (2.18)$$

$$\begin{aligned}
& + \frac{1}{2} \left[\frac{\partial W_{p+1}(\phi_{0,p+1}(y_p))}{\partial \phi} - \frac{\partial W_p(\phi_{0,p}(y_p))}{\partial \phi} \right] (\phi - \phi_{0,p}(y_p)) + \gamma_p^2 (\phi - \phi_{0,p}(y_p))^2 , \\
& \dots \\
\chi_N(\phi) & = -W_N(\phi_{0,N}(y_N)) - \frac{\partial W_N(\phi_{0,N}(y_N))}{\partial \phi} (\phi - \phi_{0,N}(y_N)) + \gamma_N^2 (\phi - \phi_{0,N}(y_N))^2 .
\end{aligned}$$

Here, *e.g.* $\phi_{0,p}(y_p)$ denotes the value of ϕ on the brane placed at $y = y_p$. The setup is illustrated schematically in the right panel of Fig. 2. Solving the Einstein equation and the scalar field equation of motion, $\phi_0(y)$ and $A(y)$ for the subregion p are given by

$$\begin{aligned}
\phi_{0,p}(y) & = \phi_{0,1}(0) e^{-u_p y + \sum_{q=1}^p (u_q - u_{q-1}) y_{q-1}} , \\
A_p(y) & = -k_p y + \sum_{q=1}^p (k_q - k_{q-1}) y_{q-1} + \frac{\kappa^2}{12} \phi_{0,p}(y)^2 .
\end{aligned} \tag{2.19}$$

As in the case of the three 3-brane model, the first two terms in the solution of $A_p(y)$ give a warp factor while the last term indicates a backreaction effect from the GW field. The distance between the branes at y_{p-1} and y_p is determined as

$$y_p - y_{p-1} = \frac{1}{u_p} \log [\phi_{0,p}(y_{p-1}) / \phi_{0,p}(y_p)] , \tag{2.20}$$

in terms of the scalar field values on the branes $\phi_{0,p}(y_{p-1}), \phi_{0,p}(y_p)$.

3 Perturbations about the background

We now discuss perturbations about the background configuration obtained in the previous section. Our focus here is on spin-0 fluctuations relevant for the stabilization of the inter-brane separations. We derive the (linearized) equations of motion and boundary conditions that the fluctuations obey. The similar discussion in the two 3-brane system with a GW field was presented in ref. [24]. We extend the method to discuss the three 3-brane system.

The spin-0 fluctuations are introduced by taking a general ansatz,

$$\begin{aligned}
\phi & = \phi_0(y) + \hat{\phi}(x, y) , \\
ds^2 & = e^{-2A(y)} [(1 - 2F(x, y)) \eta_{\mu\nu} + E(x, y)_{,\mu\nu}] dx^\mu dx^\nu - [1 + 2G(x, y)] dy^2 .
\end{aligned} \tag{3.1}$$

Here, $\hat{\phi}(x, y)$, $F(x, y)$, $E(x, y)$, $G(x, y)$ denote the fluctuations, and $E_{,\mu\nu} = \partial_\mu \partial_\nu E$. We note that one of the fluctuations $E(x, y)$ is trivial in the two 3-brane system and it can

be taken to zero over the whole spacetime (see *e.g.* ref. [51, 24]). In the three 3-brane model, on the other hand, a non-trivial distribution of $E(x, y)$ is required to obtain non-trivial solutions to the equations that the perturbations obey, as we will see later. By using Eq. (3.1) and defining $\tilde{T}_{MN} = T_{MN} - \frac{1}{3}Tg_{MN}$, the linearized Einstein equation for the fluctuations is given by

$$\delta R_{MN} = \kappa^2 \delta \tilde{T}_{MN} , \quad (3.2)$$

where

$$\begin{aligned} \delta R_{\mu\nu} &= \eta_{\mu\nu} \square F + \eta_{\mu\nu} e^{-2A} \left[-F'' + A''(2F + 2G) + A'(8F' + G') \right. \\ &\quad \left. + A'^2(-8G - 8F) - \frac{1}{2}A' \square E' \right] \\ &\quad + 2F_{,\mu\nu} - G_{,\mu\nu} + e^{-2A} \left[\frac{1}{2}E''_{,\mu\nu} - A''E_{,\mu\nu} + 4A'^2E_{,\mu\nu} - 2A'E'_{,\mu\nu} \right] , \\ \delta R_{\mu 5} &= 3F'_{,\mu} - 3A'G_{,\mu} , \\ \delta R_{55} &= e^{2A} \square G + 4F'' + A'(-8F' - 4G') - \frac{1}{2} \square E'' + A' \square E' , \\ \delta \tilde{T}_{\mu\nu} &= -\frac{1}{3}e^{-2A} \sum_i \delta(y - y_i) \left[\eta_{\mu\nu} \left(\frac{\partial \chi_i}{\partial \phi} \hat{\phi} - 2F\chi_i - G\chi_i \right) + E_{,\mu\nu} \chi_i \right] \\ &\quad - \frac{2}{3}e^{-2A} \left[\eta_{\mu\nu} \left(\frac{\partial V}{\partial \phi} \hat{\phi} - 2FV \right) + E_{,\mu\nu} V \right] , \\ \delta \tilde{T}_{55} &= 2\phi'_0 \hat{\phi}' + \frac{2}{3} \left[2GV + \frac{\partial V}{\partial \phi} \hat{\phi} \right] + \frac{4}{3} \sum_i \delta(y - y_i) \left[G\chi_i + \frac{\partial \chi_i}{\partial \phi} \hat{\phi} \right] , \\ \delta \tilde{T}_{\mu 5} &= \partial_\mu \hat{\phi} \phi'_0 , \end{aligned} \quad (3.3)$$

with $i = \text{UV, I, IR}$ and $\square \equiv \eta^{\mu\nu} \partial_\mu \partial_\nu$. The linearized field equation for $\hat{\phi}$ gives

$$\begin{aligned} -\hat{\phi}'' + e^{2A} \square \hat{\phi} + 4A' \hat{\phi}' + \frac{\partial^2 V}{\partial \phi^2} \hat{\phi} \\ = - \sum_i \delta(y - y_i) \left[\frac{\partial^2 \chi_i}{\partial \phi^2} \hat{\phi} + G \frac{\partial \chi_i}{\partial \phi} \right] - 2G \frac{\partial V}{\partial \phi} - (G' + 4F' - \frac{1}{2} \square E') \phi'_0 . \end{aligned} \quad (3.4)$$

They are the coupled field equations we will solve.

The boundary conditions that the perturbations obey on the branes are obtained by matching the delta functions in the Einstein equation (3.2) with Eq. (3.3) and the field

equation (3.4),

$$[F']|_{y=y_i} - \frac{1}{8}[\square E']|_{y=y_i} = \frac{1}{3}\kappa^2 \left(G\chi_i + \frac{\partial\chi_i}{\partial\phi}\hat{\phi} \right), \quad (3.5)$$

$$[E']|_{y=y_i} = 0, \quad (3.6)$$

$$[F']|_{y=y_i} = \frac{\kappa^2}{3}\chi_i G + \frac{\kappa^2}{3}\frac{\partial\chi_i}{\partial\phi}\hat{\phi}, \quad (3.7)$$

$$[\hat{\phi}']|_{y=y_i} = \frac{\partial^2\chi_i}{\partial\phi^2}\hat{\phi} + \frac{\partial\chi_i}{\partial\phi}G. \quad (3.8)$$

The last condition (3.8) is simplified by considering steep brane-localized potentials χ_i as in the case of the two 3-brane system [24]. In the limit of $\partial^2\chi_i/\partial\phi^2 \gg 1$, Eq. (3.8) is reduced to $\hat{\phi}|_{y=y_i} = 0$. We will use this condition in the following discussion. From the linearized Einstein equation $\delta R_{\mu 5} = \kappa^2 \delta \tilde{T}_{\mu 5}$, we require $3F' - 3A'G = \hat{\phi}\phi'$ which leads to the conditions on the branes, $(F' - A'G)|_{y=y_i} = 0$. Then, by using Eq. (2.10), the boundary condition (3.7) is automatically satisfied. The boundary condition (3.5) is reduced to (3.7) by using Eq. (3.6). Finally, the condition (3.6) leads to $E'|_{y=y_{UV}, y_{IR}} = 0$. Then, the boundary conditions for the perturbations are summarized as

$$\hat{\phi}|_{y=y_{UV}, y_I, y_{IR}} = 0, \quad (3.9)$$

$$F' - GA'|_{y=y_{UV}, y_I, y_{IR}} = 0, \quad (3.10)$$

$$E'|_{y=y_{UV}, y_{IR}} = 0, \quad (3.11)$$

$$[E']|_{y=y_I} = 0, \quad (3.12)$$

$$[F]|_{y=y_{UV}, y_I, y_{IR}} = [G]|_{y=y_{UV}, y_I, y_{IR}} = 0. \quad (3.13)$$

Eq. (3.9) and Eq. (3.10) are also obtained in the two 3-brane system [24]. The conditions in Eq. (3.11) and Eq. (3.12) were mentioned in [47, 48] where the three 3-brane system without the GW field is discussed. Eq. (3.13) comes from the continuity of the metric.

In the bulk spacetime, we obtain the following equations from the Einstein equation (3.2) with Eq. (3.3) and the field equation (3.4):

$$\begin{aligned} \square F + e^{-2A} \left(-F'' + A''(2F + 2G) + A'(8F' + G') + A'^2(-8G - 8F) - \frac{1}{2}\square E'A' \right) \\ = -\frac{2}{3}\kappa^2 e^{-2A} \left(\frac{\partial V}{\partial\phi}\hat{\phi} - 2FV(\phi_0) \right), \end{aligned} \quad (3.14)$$

$$2F_{,\mu\nu} - G_{,\mu\nu} + e^{-2A} \left(\frac{1}{2} E''_{,\mu\nu} - A'' E_{,\mu\nu} + 4A'^2 E_{,\mu\nu} - 2A' E'_{,\mu\nu} \right) = -\frac{2}{3} \kappa^2 e^{-2A} E_{,\mu\nu} V , \quad (3.15)$$

$$3F'_{,\mu} - 3A' G_{,\mu} = \kappa^2 \partial_\mu \hat{\phi} \phi'_0 , \quad (3.16)$$

$$e^{2A} \square G + 4F'' + A'(-8F' - 4G') - \frac{1}{2} \square E'' + A' \square E' = \kappa^2 \left(2\phi'_0 \hat{\phi}' + \frac{2}{3} \left(2GV + \frac{\partial V}{\partial \phi} \hat{\phi} \right) \right) , \quad (3.17)$$

$$-\hat{\phi}'' + e^{2A} \square \hat{\phi} + 4A' \hat{\phi}' + \frac{\partial^2 V}{\partial \phi^2} \hat{\phi} = -2G \frac{\partial V}{\partial \phi} - (G' + 4F') \phi'_0 . \quad (3.18)$$

The first equation (3.14) is found by matching the terms that are proportional to $\eta_{\mu\nu}$ in $\delta R_{\mu\nu} = \kappa^2 \delta \tilde{T}_{\mu\nu}$. The second equation (3.15) is given by matching the remaining terms. The third, fourth and fifth equations (3.16), (3.17), (3.18) are obtained, respectively, via $\delta R_{\mu 5} = \kappa^2 \delta \tilde{T}_{\mu 5}$, $\delta R_{55} = \kappa^2 \delta \tilde{T}_{55}$ and the field equation for ϕ . Eq. (3.15) and Eq. (3.16) are satisfied for any $_{,\mu\nu}$ and $_{,\mu}$. Then, we find

$$G = 2F + e^{-2A} \left(\frac{1}{2} E'' - A'' E + 4A'^2 E - 2A' E' \right) + \frac{2}{3} \kappa^2 e^{-2A} E V , \quad (3.19)$$

$$\hat{\phi} = \frac{1}{\kappa^2 \phi'_0} (3F' - 3A' G) , \quad (3.20)$$

which determine G and $\hat{\phi}$ in terms of the fluctuations F and E . By inserting these expressions for G and $\hat{\phi}$ into $e^{2A} \times$ Eq. (3.14) + Eq. (3.17), we obtain

$$f'' - f' \left(2A' + 2 \frac{\phi''_0}{\phi'_0} \right) - f \left(4A'' - 4A' \frac{\phi''_0}{\phi'_0} \right) = e^{2A} \square f , \quad (3.21)$$

where we redefine F as

$$F(x, y) \equiv f(x, y) + \frac{A'}{2e^{2A}} E' . \quad (3.22)$$

Note that Eq. (3.21) does *not* include the fluctuation E explicitly and it has the same form obtained for the two 3-brane system in [24]. By solving the equation for f with the boundary conditions, we can compute the KK mass spectrum, radion masses and radion couplings to matter fields as we will perform in the subsequent sections. We still do not use the equation for the $\hat{\phi}$ field in Eq. (3.18), but it is automatically satisfied by the other equations. In terms of f and E , the boundary condition in Eq. (3.10) is rewritten as $f' + (1/2)e^{-2A} A'' E' - 2A' f|_{y=y_{\text{UV}}, y_{\text{IR}}} = 0$. On the UV and IR branes, $E'|_{y=y_{\text{UV}}, y_{\text{IR}}} = 0$ are the boundary conditions, thus we obtain

$$f'_1 - 2A'_1 f_1|_{y=y_{\text{UV}}} = 0 , \quad (3.23)$$

$$f_2' - 2A_2' f_2|_{y=y_{\text{IR}}} = 0 . \quad (3.24)$$

Here, the labels 1, 2 denote functions defined in the bulk region between the UV and intermediate branes (subregion 1) and the region between the intermediate and IR branes (subregion 2), respectively. These conditions are the same as those of the two 3-brane model. On the other hand, for the intermediate brane, $E'(y_I)$ is determined from Eq. (3.12) and Eq. (3.13). By substituting the obtained $E'(y_I)$ into Eq. (3.10), the boundary conditions on the intermediate brane are

$$f_1' - 2A_1' f_1 + \frac{f_1 - f_2}{A_2' - A_1'} A_1'' \Big|_{y=y_I} = 0 , \quad (3.25)$$

$$f_2' - 2A_2' f_2 + \frac{f_1 - f_2}{A_2' - A_1'} A_2'' \Big|_{y=y_I} = 0 . \quad (3.26)$$

Note that the function f can be discontinuous around the intermediate brane, $y = y_I$, while the fluctuation F is required to be continuous from the continuity of the metric. A nonzero E' in Eq. (3.22) on the intermediate brane makes it possible.

In summary, we have obtained a bulk equation for f in each subregion,

$$f_1'' - f_1' \left(2A_1' + 2 \frac{\phi_{0,1}''}{\phi_{0,1}'} \right) - f_1 \left(4A_1'' - 4A_1' \frac{\phi_{0,1}''}{\phi_{0,1}'} \right) = -m^2 e^{2A_1} f_1 \quad (\text{subregion 1}) , \quad (3.27)$$

$$f_2'' - f_2' \left(2A_2' + 2 \frac{\phi_{0,2}''}{\phi_{0,2}'} \right) - f_2 \left(4A_2'' - 4A_2' \frac{\phi_{0,2}''}{\phi_{0,2}'} \right) = -m^2 e^{2A_2} f_2 \quad (\text{subregion 2}) , \quad (3.28)$$

where $\square f_{1,2} = -m^2 f_{1,2}$ have been used. These equations are solved under the boundary conditions at the orbifold fixed points (3.23), (3.24) and the conditions at the intermediate brane in Eq. (3.25) and Eq. (3.26). The above discussion can be generalized to the $N + 1$ 3-brane system mentioned in the previous section, and the bulk equations and the boundary conditions for that case are summarized in appendix B.

Before closing this section, we comment on one interesting feature of the present problem. As discussed in ref. [24], the bulk equation for f can be transformed into the Schrödinger-like equation. By changing the coordinate $dz e^{-A(z)} = dy$ with $A(z) = A(y(z))$ and rescaling the field as $f_s = e^{3/2 A_s} \phi_{0,s}' \tilde{f}_s$ ($s = 1, 2$), the bulk equations (3.27), (3.28) are rewritten as

$$\begin{aligned} -\frac{d^2}{dz^2} \tilde{f}_s + \left\{ \frac{9}{4} \left(\frac{dA_s}{dz} \right)^2 + \frac{5}{2} \frac{d^2 A_s}{dz^2} - \frac{dA_s}{dz} \frac{d^2 \phi_{0,s}/dz^2}{d\phi_{0,s}/dz} \right. \\ \left. + 2 \left(\frac{d^2 \phi_{0,s}/dz^2}{d\phi_{0,s}/dz} \right)^2 - \frac{d^3 \phi_{0,s}/dz^3}{d\phi_{0,s}/dz} \right\} \tilde{f}_s = m^2 \tilde{f}_s . \end{aligned} \quad (3.29)$$

This expression has the same form as the Schrödinger equation, $\hat{O}\tilde{f}_s = m^2\tilde{f}_s$ where \hat{O} includes derivatives of \tilde{f}_s with respect to z . In appendix C, we derive the following condition that the hermiticity of the differential operator is satisfied,

$$\left[\tilde{f}_{1:n_2} \frac{d}{dz} \tilde{f}_{1:n_1}^* - \tilde{f}_{1:n_1}^* \frac{d}{dz} \tilde{f}_{1:n_2} \right]_{z=z_{UV}}^{z=z_I} + \left[\tilde{f}_{2:n_2} \frac{d}{dz} \tilde{f}_{2:n_1}^* - \tilde{f}_{2:n_1}^* \frac{d}{dz} \tilde{f}_{2:n_2} \right]_{z=z_I}^{z=z_{IR}} = 0, \quad (3.30)$$

where $\tilde{f}_{s:n_1}, \tilde{f}_{s:n_2}$ denote eigenfunctions for Eq. (3.29), $[X(z)]_{z=z_B}^{z=z_A} \equiv X(z_A) - X(z_B)$, and the integration range is divided into two parts, *i.e.* the subregions 1, 2. Let us see if this hermiticity condition is actually satisfied or not. The boundary conditions in Eq. (3.10) lead to

$$\begin{aligned} -\tilde{f}_1 \frac{dA_1}{dz} + 2 \frac{d\tilde{f}_1}{dz} + \frac{2\tilde{f}_1 d^2\phi_{0,1}/dz^2}{d\phi_{0,1}/dz} + \frac{e^{-3A_1/2} dE_1/dz ((dA_1/dz)^2 + d^2A_1/dz^2)}{d\phi_{0,1}/dz} \Big|_{z=z_{UV}, z_I} &= 0, \\ -\tilde{f}_2 \frac{dA_2}{dz} + 2 \frac{d\tilde{f}_2}{dz} + \frac{2\tilde{f}_2 d^2\phi_{0,2}/dz^2}{d\phi_{0,2}/dz} + \frac{e^{-3A_2/2} dE_2/dz ((dA_2/dz)^2 + d^2A_2/dz^2)}{d\phi_{0,2}/dz} \Big|_{z=z_I, z_{IR}} &= 0. \end{aligned} \quad (3.31)$$

The hermiticity condition (3.30) is satisfied if $dE_{1,2}/dz = 0$ hold on all the branes because $d\tilde{f}_{1,2}/dz$ are, respectively, proportional to $\tilde{f}_{1,2}$ and the factors of proportionality are the same among different eigenfunctions as seen via the above boundary conditions. However, $dE_{1,2}/dz$ can be nonzero on the intermediate brane, and hence the hermiticity condition is not satisfied in general. It means that the orthogonality between eigenfunctions with different eigenvalues is not guaranteed. The non-hermiticity of the differential operator has been already discussed in the two 3-brane model [24], but in this case the non-hermiticity appears for $\hat{\phi} \neq 0$ on the boundaries, which is also true for the three 3-brane model. In Sec. 5, we will encounter the non-hermiticity due to $dE_{1,2}/dz|_{y=y_I} \neq 0$ when we obtain two radion solutions and their masses (the non-hermitian physics is reviewed in *e.g.* ref. [52]).

4 KK mass spectra

In this section, we compute the mass spectrum of KK modes of the radion-GW scalar system by solving the bulk equations for f in Eqs. (3.27) and (3.28) with the boundary conditions on the UV and IR branes (3.23), (3.24) and the conditions on the intermediate brane (3.25), (3.26). Here, $\kappa\phi_{UV} \ll 1$ is assumed and the backreaction effect from the GW scalar field background is neglected. As we will see in the next section, to calculate

radion masses, it is required to solve the equations at the next-to-leading order of $\kappa\phi_{\text{UV}}$. We also compute the mass spectrum of KK gravitons by extending the computation in the two 3-brane model [24] to the present system with three 3-branes.

4.1 The radion-scalar system

Our strategy is to solve the bulk equation for each of the subregions 1, 2 with the UV or IR boundary condition and then match the two solutions for the subregions 1, 2 on the intermediate brane by taking account of the boundary conditions. In the subregion 1 between the UV and intermediate branes, neglecting the GW scalar field background and using the explicit solution of $A(y)$ in Eq. (2.12), the bulk equation (3.27) for f_1 is reduced to

$$f_1'' - 2(k_1 + u_1)f_1' + 4k_1u_1f_1 = -m^2e^{2k_1y}f_1, \quad (4.1)$$

and the boundary condition on the UV brane (3.23) is

$$f_1'(0) - 2k_1f_1(0) = 0. \quad (4.2)$$

Then, the solution is found as

$$f_1(y) = c_1 e^{y(k_1+u_1)} \left[J_{1-\frac{u_1}{k_1}}(\mathcal{Z}_{k_1}(y)) \left\{ mJ_{\frac{u_1}{k_1}}(\mathcal{Z}_{k_1}(0)) - mJ_{\frac{u_1}{k_1}-2}(\mathcal{Z}_{k_1}(0)) \right. \right. \\ \left. \left. + 2(k_1 - u_1)J_{\frac{u_1}{k_1}-1}(\mathcal{Z}_{k_1}(0)) \right\} - 2mJ_{2-\frac{u_1}{k_1}}(\mathcal{Z}_{k_1}(0))J_{\frac{u_1}{k_1}-1}(\mathcal{Z}_{k_1}(y)) \right], \quad (4.3)$$

where c_1 is a constant, $J_n(\cdot)$ represents the Bessel function of the first kind of order n , and we have defined

$$\mathcal{Z}_{k_1}(y) \equiv \frac{e^{k_1y}m}{k_1}, \quad \mathcal{Z}_{k_2}(y) \equiv \frac{e^{k_2(y-y_1)+k_1y_1}m}{k_2}. \quad (4.4)$$

On the other hand, in the subregion 2 between the intermediate and IR branes, the bulk equation for f_2 in Eq. (3.28) and the boundary condition on the IR brane (3.24) are, respectively, given by

$$f_2'' - 2(k_2 + u_2)f_2' + 4k_2u_2f_2 = -m^2e^{2k_2y}f_2, \quad (4.5)$$

$$f_2'(y_{\text{IR}}) - 2k_2f_2(y_{\text{IR}}) = 0. \quad (4.6)$$

The solution is obtained as

$$\begin{aligned}
f_2(y) = c_2 e^{y(k_2+u_2)-k_2 y_I} & \left[m e^{k_1 y_I + k_2 y_{IR}} J_{1-\frac{u_2}{k_2}}(\mathcal{Z}_{k_2}(y)) J_{\frac{u_2}{k_2}}(\mathcal{Z}_{k_2}(y_{IR})) \right. \\
& + J_{1-\frac{u_2}{k_2}}(\mathcal{Z}_{k_2}(y)) \left\{ 2(k_2 - u_2) e^{k_2 y_I} J_{\frac{u_2}{k_2}-1}(\mathcal{Z}_{k_2}(y_{IR})) - m e^{k_1 y_I + k_2 y_{IR}} J_{\frac{u_2}{k_2}-2}(\mathcal{Z}_{k_2}(y_{IR})) \right\} \\
& \left. - 2m e^{k_1 y_I + k_2 y_{IR}} J_{\frac{u_2}{k_2}-1}(\mathcal{Z}_{k_2}(y)) J_{2-\frac{u_2}{k_2}}(\mathcal{Z}_{k_2}(y_{IR})) \right] \quad (4.7)
\end{aligned}$$

where c_2 is a constant.

Having obtained the solutions (4.3), (4.7) for the two subregions, let us connect them by using the boundary conditions at the intermediate brane (3.25), (3.26) which are rewritten as

$$b_1(y_I) \equiv f_1'(y_I) - 2k_1 f_1(y_I) = 0, \quad (4.8)$$

$$b_2(y_I) \equiv f_2'(y_I) - 2k_2 f_2(y_I) = 0. \quad (4.9)$$

Here, we have ignored the backreaction effect from the GW scalar field background. For massive modes with $m > 0$, Eq. (4.9) can be satisfied with $f_2(y) = 0$ ($c_2 = 0$ in Eq. (4.7)) which indicates that f_2 is zero for the whole subregion 2. The condition (4.8) then determines m . The left panel of Fig. 3 shows $b_1(y_I)$ as a function of m . We can see from the figure that the lowest KK excitation has $m \sim k_1 e^{-k_1 y_I}$, and the masses for higher KK excitations are also found. The other massive modes are obtained by taking $f_1(y) = 0$ ($c_1 = 0$ in Eq. (4.3)) for the whole subregion 1 to satisfy Eq. (4.8). In this case, the condition (4.9) leads to masses around $m \sim k_2 e^{-k_2 y_{IR} + y_I(k_2 - k_1)}$, as seen in the right panel of Fig. 3. Therefore, we have obtained a set of eigenfunctions f , which are nonzero in only one bulk subregion p ($= 1$ or 2), with mass eigenvalues $m \sim k_p e^{-A(y_p)}$. Note that these eigenfunctions for the KK modes with different mass eigenvalues are orthogonal to each other because the hermiticity condition in Eq. (3.30) is satisfied with the boundary conditions in Eqs. (4.2), (4.6), (4.8), (4.9).

Zero mode solutions to the bulk equations with $m = 0$ are given by $f_p \propto e^{2k_p y}$ in a subregion p ($= 1$ or 2) and $f_{p'} = 0$ in the other subregion p' ($= 2$ or 1). The two solutions automatically satisfy the boundary conditions at the intermediate brane (4.8), (4.9) as well as the conditions at the UV and IR branes. These zero modes are understood as two radion degrees of freedom which correspond to the fluctuations of two branes (*e.g.* the IR and intermediate branes) relative to the third brane (*e.g.* the UV brane). As we will see in the next section, they become massive once the backreaction effect from the GW scalar field background is included, and the mass eigenstates are given by linear combinations of the two solutions where the backreaction effect is ignored.

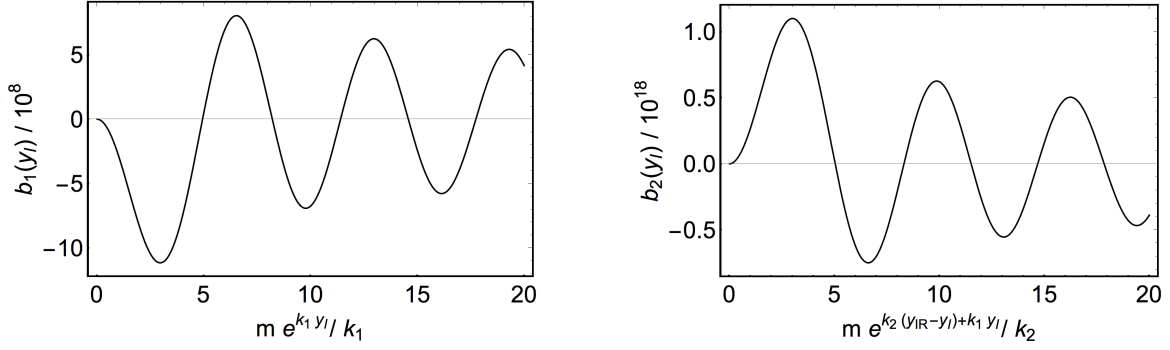


Figure 3: The normalized $b_1(y_I)$ in Eq. (4.8) and $b_2(y_I)$ in Eq. (4.9) as functions of the normalized mass parameters, $m e^{k_1 y_I} / k_1$ and $m e^{k_2 (y_{\text{IR}} - y_I) + k_1 y_I} / k_2$, respectively. Here, we take $k_1 y_I = 10$, $k_2 y_I = 20$, $k_2 y_{\text{IR}} = 40$, $u_1 / k_1 = 0.15$, $u_2 / k_2 = 0.075$ as reference values.

4.2 KK gravitons

We can introduce spin-2 fluctuations, *i.e.* gravitons, by changing the metric of Eq. (2.1), $\eta_{\mu\nu} \rightarrow \eta_{\mu\nu} + e^{2A(y)} h_{\mu\nu}$, where $h_{\mu\nu} = h_{\nu\mu}$ is a symmetric tensor satisfying the transverse ($\eta^{\mu\nu} \partial_\mu h_{\nu\rho} = 0$) and traceless ($\eta^{\mu\nu} h_{\mu\nu} = 0$) conditions. In the linearized Einstein equation for the fluctuations, the tensor modes do not mix with the spin-0 modes of F, G, E and $\hat{\phi}$. By ignoring the backreaction effect from the GW scalar field background, the bulk equations for the tensor modes are obtained via $\delta R_{\mu\nu} = \kappa^2 \delta \tilde{T}_{\mu\nu}$ in the subregions 1 and 2, respectively,

$$h''_{1\mu\nu} - 4k_1^2 h_{1\mu\nu} + m^2 e^{2k_1 y} h_{1\mu\nu} = 0, \quad (4.10)$$

$$h''_{2\mu\nu} - 4k_2^2 h_{2\mu\nu} + m^2 e^{2k_2 y + 2y_I(k_1 - k_2)} h_{2\mu\nu} = 0. \quad (4.11)$$

Here, the subscripts 1, 2 indicate the functions in the subregions 1, 2 and $\square h_{p\mu\nu} = -m^2 h_{p\mu\nu}$ ($p = 1, 2$) have been used. The prime ' denotes a derivative with respect to y . The other equations, $\delta R_{\mu 5} = \kappa^2 \delta \tilde{T}_{\mu 5}$ and $\delta R_{55} = \kappa^2 \delta \tilde{T}_{55}$, are automatically satisfied for the transverse and traceless tensor modes [51]. The boundary conditions on the UV, intermediate and IR branes are obtained through $\delta R_{\mu\nu} = \kappa^2 \delta \tilde{T}_{\mu\nu}$, matching the singularities on the branes,

$$h'_{1\mu\nu} + 2k_1 h_{1\mu\nu}|_{y=y_{\text{UV}}} = 0, \quad (4.12)$$

$$h'_{1\mu\nu} - h'_{2\mu\nu} + 2(k_1 - k_2) h_{1\mu\nu}|_{y=y_I} = 0, \quad (4.13)$$

$$h'_{2\mu\nu} + 2k_2 h_{2\mu\nu}|_{y=y_{\text{IR}}} = 0, \quad (4.14)$$

which are equivalent to the Israel junction conditions. The first and third conditions are the same as those of the two 3-brane model [51]. We also require the continuity of the

tensor around the intermediate brane,

$$h_{1\mu\nu} - h_{2\mu\nu}|_{y=y_I} = 0 . \quad (4.15)$$

In the following, we take an ansatz $h_{1,2\mu\nu}(x, y) = h_{1,2}(y)\chi_{\mu\nu}(x)$, where $\chi_{\mu\nu}(x)$ satisfies the transverse and traceless conditions, and solve the equations to determine $h_{1,2}(y)$.

We first solve the equations for $m = 0$. The bulk equation (4.10) for the subregion 1 and the boundary condition at the UV brane (4.12) lead to

$$h_1(y) = c_{0,h_1} e^{-2k_1 y} , \quad (4.16)$$

where c_{0,h_1} is a constant. On the other hand, the bulk equation (4.11) for the subregion 2 and the boundary condition at the IR brane (4.14) give

$$h_2(y) = c_{0,h_2} e^{-2k_2 y - 2y_I(k_1 - k_2)} , \quad (4.17)$$

where c_{0,h_2} is a constant. The continuity condition around the intermediate brane (4.15), *i.e.* $[h]|_{y=y_I} = 0$, requires $c_{0,h_1} = c_{0,h_2}$. In this case, the boundary condition at the intermediate brane (4.13) is automatically satisfied. The field value of the zero mode is exponentially suppressed further away from the UV brane.

Next, let us discuss massive tensor modes. By solving the bulk equation (4.10) and the boundary condition at the UV brane (4.12), we obtain

$$h_1(y) = 2c_{m,h_1} \left[J_2(\mathcal{Z}_{k_1}(y)) - \frac{J_1(\mathcal{Z}_{k_1}(0)) Y_2(\mathcal{Z}_{k_1}(y))}{Y_1(\mathcal{Z}_{k_1}(0))} \right] , \quad (4.18)$$

for the subregion 1. Here, $Y_n(\cdot)$ denotes the Bessel function of the second kind of order n and c_{m,h_1} is a constant. On the other hand, we solve the bulk equation (4.11) for the subregion 2 with the IR boundary condition (4.14) and the connection $[h]|_{y=y_I} = 0$ and get

$$h_2(y) = 2c_{m,h_2} \left[J_2(\mathcal{Z}_{k_2}(y)) - \frac{J_1(\mathcal{Z}_{k_2}(y_{\text{IR}})) Y_2(\mathcal{Z}_{k_2}(y))}{Y_1(\mathcal{Z}_{k_2}(y_{\text{IR}}))} \right] , \quad (4.19)$$

where c_{m,h_2} and c_{m,h_1} are related as

$$\begin{aligned} c_{m,h_2} = c_{m,h_1} & \left[\left\{ Y_1(\mathcal{Z}_{k_1}(0)) J_2(\mathcal{Z}_{k_1}(y_I)) - J_1(\mathcal{Z}_{k_1}(0)) Y_2(\mathcal{Z}_{k_1}(y_I)) \right\} Y_1(\mathcal{Z}_{k_2}(y_{\text{IR}})) \right] \\ & \left/ \left[Y_1(\mathcal{Z}_{k_1}(0)) \left\{ J_2(\mathcal{Z}_{k_2}(y_I)) Y_1(\mathcal{Z}_{k_2}(y_{\text{IR}})) - Y_2(\mathcal{Z}_{k_2}(y_I)) J_1(\mathcal{Z}_{k_2}(y_{\text{IR}})) \right\} \right] \right] . \end{aligned} \quad (4.20)$$

The last equation to be satisfied is the junction condition on the intermediate brane in Eq. (4.13),

$$\begin{aligned}
0 = & J_1(\mathcal{Z}_{k_2}(y_{\text{IR}})) \left[Y_1(\mathcal{Z}_{k_1}(0)) J_2(\mathcal{Z}_{k_1}(y_{\text{I}})) Y_1(\mathcal{Z}_{k_2}(y_{\text{I}})) \right. \\
& + Y_2(\mathcal{Z}_{k_2}(y_{\text{I}})) \left\{ J_1(\mathcal{Z}_{k_1}(0)) Y_1(\mathcal{Z}_{k_1}(y_{\text{I}})) - Y_1(\mathcal{Z}_{k_1}(0)) J_1(\mathcal{Z}_{k_1}(y_{\text{I}})) \right\} \\
& \left. - J_1(\mathcal{Z}_{k_1}(y_{\text{I}})) Y_2(\mathcal{Z}_{k_1}(y_{\text{I}})) Y_1(\mathcal{Z}_{k_2}(y_{\text{I}})) \right] \\
& + Y_1(\mathcal{Z}_{k_2}(y_{\text{IR}})) \left[Y_1(\mathcal{Z}_{k_1}(0)) J_1(\mathcal{Z}_{k_1}(y_{\text{I}})) J_2(\mathcal{Z}_{k_2}(y_{\text{I}})) \right. \\
& \left. - J_1(\mathcal{Z}_{k_1}(0)) Y_1(\mathcal{Z}_{k_1}(y_{\text{I}})) J_2(\mathcal{Z}_{k_2}(y_{\text{I}})) \right. \\
& \left. + J_1(\mathcal{Z}_{k_2}(y_{\text{I}})) \left\{ J_1(\mathcal{Z}_{k_1}(0)) Y_2(\mathcal{Z}_{k_1}(y_{\text{I}})) - Y_1(\mathcal{Z}_{k_1}(0)) J_2(\mathcal{Z}_{k_1}(y_{\text{I}})) \right\} \right] \equiv \frac{b_h(m)}{2e^{k_1 y_{\text{I}}} m^2} .
\end{aligned} \tag{4.21}$$

The masses of KK excitation states are determined by the values of m where the function $b_h(m)$ crosses zero. This function has the following form,

$$\begin{aligned}
b_h(m) = & J_1(\mathcal{Z}_{k_2}(y_{\text{IR}})) a_1(\mathcal{Z}_{k_1}(0), \mathcal{Z}_{k_1}(y_{\text{I}}), \mathcal{Z}_{k_2}(y_{\text{I}})) \\
& + Y_1(\mathcal{Z}_{k_2}(y_{\text{IR}})) a_2(\mathcal{Z}_{k_1}(0), \mathcal{Z}_{k_1}(y_{\text{I}}), \mathcal{Z}_{k_2}(y_{\text{I}})) ,
\end{aligned} \tag{4.22}$$

where $a_{1,2}(\cdot, \cdot, \cdot)$ are oscillating functions of m . In this expression, $J_1(\mathcal{Z}_{k_2}(y_{\text{IR}}))$ and $Y_1(\mathcal{Z}_{k_2}(y_{\text{IR}}))$ are the most rapidly oscillating, which indicates that the mass of the first KK excitation state is determined around $\mathcal{Z}_{k_2}(y_{\text{IR}}) \sim 1$, *i.e.* $m \sim k_2 e^{-k_2(y_{\text{IR}} - y_{\text{I}}) - k_1 y_{\text{I}}}$. In fact, Fig. 4 shows b_h as a function of the normalized mass parameter $m e^{k_2(y_{\text{IR}} - y_{\text{I}}) + k_1 y_{\text{I}}} / k_2$ and that it is actually the case. Thus, the first few excited states have masses comparable to the typical mass scale of the IR brane. The similar result was discussed in [37].

5 Masses of radions

In section 4.1, it was found that two independent zero mode solutions for spin-0 fluctuations, which correspond to two radions in our three 3-brane setup. We here take account of the backreaction effect from the GW scalar field background and find nonzero radion masses. In the same way as what we did to get the masses of KK modes, we first solve the bulk equations in the two subregions with the boundary conditions on the UV and IR branes. Then, the two solutions in different regions are connected by the boundary conditions on the intermediate brane, which determines the radion masses. We will see

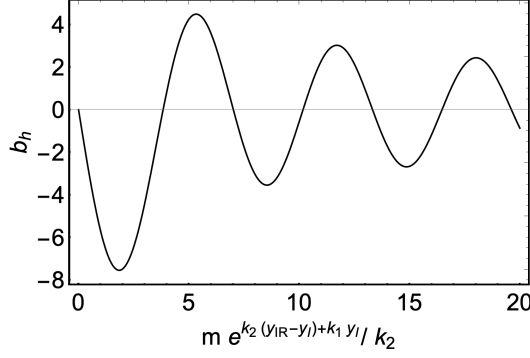


Figure 4: The function b_h defined in Eq. (4.21) as a function of the normalized mass parameter $m e^{k_2(y_{IR}-y_I)+k_1 y_I} / k_2$. The KK graviton masses are determined via $b_h = 0$. Here, we take $k_1 y_I = 10$, $k_2 y_I = 20$, $k_2 y_{IR} = 40$ as reference values. The first excitation mode is obtained around $m \sim 4k_2 e^{-k_2(y_{IR}-y_I)-k_1 y_I}$.

that one radion mass is close to the typical mass scale of the IR brane and another is at the order of the typical mass scale of the intermediate brane. Radion couplings to brane-localized matter fields will be discussed in the next section.

Let us expand the fluctuation f_1 defined in Eq. (3.22) for the subregion 1 between the UV and intermediate branes in terms of $l^2 \equiv \kappa^2 \phi_{UV}^2 / 2$ and rewrite it as

$$f_1(y) \equiv c_{f1} e^{2k_1 y} + l^2 e^{2k_1 y} d_1(y) , \quad (5.1)$$

where the first term in the right hand side represents the solution at the 0-th order of l^2 with an undetermined constant c_{f1} and the second term gives a perturbation. By substituting this expression into the bulk equation in Eq. (3.27), the 0-th order equation is automatically satisfied, and we obtain the following equation at the first order of l^2 ,

$$3e^{2u_1 y} d_1''(y) + 6e^{2u_1 y} (k_1 + u_1) d_1'(y) + 4c_{f1} (k_1 - u_1) u_1 + 3c_{f1} e^{2(k_1+u_1)y} m^2 = 0 . \quad (5.2)$$

Here, we have redefined $m^2 \rightarrow l^2 m^2$. Note that this equation does not include terms proportional to d_1 and only includes terms with derivatives with respect to y , *i.e.* d_1' and d_1'' . The boundary condition on the UV brane in Eq. (3.23) is given by

$$2c_{f1} u_1 + 3d_1'(0) = 0 . \quad (5.3)$$

The solution to the equations (5.2), (5.3) is obtained as

$$d_1'(y) = -\frac{c_{f1} e^{-2y(k_1+u_1)}}{6k_1(2k_1+u_1)} \left[8k_1^2 u_1 e^{2k_1 y} + 3k_1 m^2 (e^{2y(2k_1+u_1)} - 1) - 4u_1^3 (e^{2k_1 y} - 1) - 4k_1 u_1^2 (e^{2k_1 y} - 2) \right] . \quad (5.4)$$

On the other hand, for the subregion 2 between the intermediate and IR branes, we rewrite f_2 as

$$f_2(y) \equiv c_{f2} e^{2(k_2 y + y_I(k_1 - k_2))} + l^2 e^{2(k_2 y + y_I(k_1 - k_2))} d_2(y) . \quad (5.5)$$

The first term represents the solution at the 0-th order of l^2 with a constant c_{f2} and the second term gives a perturbation. By substituting this expression into Eq. (3.28), the 0-th order equation is automatically satisfied, and we find

$$\begin{aligned} & 3c_{f2} m^2 e^{2(k_2(y - y_I) + y_I(k_1 + u_1) + u_2 y)} - 4c_{f2} u_2 (u_2 - k_2) e^{2u_2 y_I} \\ & + 3d_2''(y) e^{2u_2 y + 2u_1 y_I} + 6(k_2 + u_2) d_2'(y) e^{2u_2 y + 2u_1 y_I} = 0 , \end{aligned} \quad (5.6)$$

at the first order of l^2 . This is also the first-order differential equation for d_2' as in the case of d_1' . The boundary condition on the IR brane in Eq. (3.24) is

$$2c_{f2} u_2 + 3d_2'(y_{\text{IR}}) e^{2y_I u_1 + 2u_2(y_{\text{IR}} - y_I)} = 0 . \quad (5.7)$$

We solve the equations (5.6), (5.7) as

$$\begin{aligned} d_2'(y) = & - \frac{c_{f2} e^{-2(k_2(y + y_I) + u_2(y + y_{\text{IR}}) + u_1 y_I)}}{6k_2(2k_2 + u_2)} \left[3k_2 m^2 e^{4k_2 y + 2y_I(k_1 + u_1) + 2u_2(y + y_{\text{IR}})} \right. \\ & - 4u_2 (-2k_2^2 + k_2 u_2 + u_2^2) e^{2k_2(y + y_I) + 2u_2(y_I + y_{\text{IR}})} \\ & \left. - 3k_2 m^2 e^{4y_{\text{IR}}(k_2 + u_2) + 2y_I(k_1 + u_1)} + 4u_2^2(2k_2 + u_2) e^{2(k_2 + u_2)(y_I + y_{\text{IR}})} \right] . \end{aligned} \quad (5.8)$$

Next, let us use the boundary conditions on the intermediate brane in Eq. (3.25) and Eq. (3.26) that are rewritten in terms of $d_1'(y_I)$ and $d_2'(y_I)$,

$$- \frac{2u_1^2(c_{f1} - c_{f2})}{k_1 - k_2} + 2c_{f1} u_1 + 3e^{2u_1 y_I} d_1'(y_I) = 0 , \quad (5.9)$$

$$- \frac{2u_2^2(c_{f1} - c_{f2})}{k_1 - k_2} + 2c_{f2} u_2 + 3e^{2u_1 y_I} d_2'(y_I) = 0 . \quad (5.10)$$

By substituting $d_1'(y_I)$ in Eq. (5.4) into the condition (5.9), we get

$$\begin{aligned} c_{f1} = & 4c_{f2} k_1 u_1^2 (2k_1 + u_1) e^{2k_1 y_I} \\ & \times \left[k_2 \left\{ -3k_1 m^2 (e^{2y_I(2k_1 + u_1)} - 1) + 4u_1^3 (e^{2k_1 y_I} - 1) + 8k_1 u_1^2 (e^{2k_1 y_I} - 1) \right\} \right. \\ & \left. + k_1 \left\{ 3k_1 m^2 (e^{2y_I(2k_1 + u_1)} - 1) + 8k_1 u_1^2 + 4u_1^3 \right\} \right]^{-1} . \end{aligned} \quad (5.11)$$

Note that $c_{f1} = c_{f2}$ is satisfied for $k_1 = k_2$. By using Eq. (5.8) and Eq. (5.11), the condition (5.10) leads to

$$\alpha m^4 + \beta m^2 + \gamma = 0, \quad (5.12)$$

where

$$\begin{aligned} \alpha &= 9k_1k_2(k_2 - k_1) \left(e^{2y_I(2k_1+u_1)} - 1 \right) \left(e^{2y_I(3k_1+2k_2+u_1+u_2)} - e^{2y_I(3k_1+u_1)+2y_{IR}(2k_2+u_2)} \right), \\ \beta &= 12 \left[k_2u_1^2(2k_1+u_1) \left(k_2 \left(e^{2k_1y_I} - 1 \right) + k_1 \right) \left(e^{2y_I(3k_1+u_1)+2y_{IR}(2k_2+u_2)} - e^{2y_I(3k_1+2k_2+u_1+u_2)} \right) \right. \\ &\quad + k_1u_2^2(k_1 - k_2)(2k_2+u_2) \left(e^{2y_I(2k_1+u_1)} - 1 \right) \left(e^{2k_2y_I} - e^{2k_2y_{IR}} \right) e^{2y_I(2k_1+k_2+u_2)} \\ &\quad \left. + k_1k_2u_2^2(2k_2+u_2) \left(e^{2y_I(2k_1+u_1)} - 1 \right) e^{2y_I(2(k_1+k_2)+u_2)} \right], \\ \gamma &= 16u_1^2u_2^2(2k_1+u_1)(2k_2+u_2)e^{2y_I(2k_1+k_2+u_2)} \left[k_1e^{2k_2y_I} - e^{2k_2y_{IR}} \left(k_2 \left(e^{2k_1y_I} - 1 \right) + k_1 \right) \right]. \end{aligned} \quad (5.13)$$

This is a quadratic equation for m^2 to have two solutions corresponding to the two radion masses.

Before solving the equation (5.12) with the coefficients (5.13) numerically, we first derive approximate analytical expressions for the two radion masses in a small back-reaction limit. They are obtained by solving Eq. (5.10) with the use of Eq. (5.8) and Eq. (5.11). We here assume $e^{k_2y_{IR}} \gg e^{k_1y_I} \gg 1$ and $m^2 \ll k_1^2e^{-2k_1y_I}$ and obtain the following approximated expressions for $d'_2(y_I)$ in Eq. (5.8) and c_{f2} from Eq. (5.11),

$$\begin{aligned} d'_2(y_I) &\simeq -\frac{c_{f2}e^{-2(2k_2+u_2+u_1)y_I}}{6k_2(2k_2+u_2)} \left[3e^{2(k_1+u_1)y_I+2(2k_2+u_2)y_{IR}} k_2 m^2 \right. \\ &\quad \left. - 4e^{2u_2y_I+2k_2(y_I+y_{IR})} u_2^2(2k_2+u_2) \right], \end{aligned} \quad (5.14)$$

$$c_{f2} \simeq c_{f1} \frac{3e^{2(k_1+u_1)y_I} m^2 k_1(k_1 - k_2) + 4k_2u_1^2(2k_1+u_1)}{4k_1u_1^2(2k_1+u_1)}. \quad (5.15)$$

We assume that the first and second radion masses are around the typical energy scales of the intermediate and IR branes, respectively. This assumption will be justified later when the analytical results are compared to the numerical computations. Let us first find the analytic expression for the radion mass around the IR brane energy scale. We consider the parameter space $k_1 \sim k_2 \gtrsim u_2 \sim u_1$ for simplicity. For c_{f2} in Eq. (5.15), by using $m^2 \ll k_1^2e^{-2k_1y_I}$ and neglecting the term with m^2 in the numerator, the even

simpler form is obtained,

$$c_{f2}^{\text{IR}} \simeq c_{f1}^{\text{IR}} \frac{k_2}{k_1}, \quad (5.16)$$

where the dependence on m^2 vanishes compared to Eq. (5.15) and the label IR is used to denote the lighter radion. By substituting c_{f2}^{IR} and Eq. (5.14) into Eq. (5.10), we find a linear equation for m^2 leading to

$$m_{r_{\text{IR}}}^2 \simeq \frac{4}{3} l^2 u_2^2 \left(2 + \frac{u_2}{k_2} \right) e^{-2((k_2+u_2)y_{\text{IR}}+(k_1-k_2+u_1-u_2)y_{\text{I}})}. \quad (5.17)$$

Here, we have recovered l^2 in m^2 . This formula is quite similar to the one obtained in the two 3-brane model [24] while the exponential factor is different. The radion mass is suppressed compared to the typical mass scale of the IR brane $\sim k_2 e^{-k_2(y_{\text{IR}}-y_{\text{I}})-k_1 y_{\text{I}}}$ by a factor of about $l e^{-u_2 y_{\text{IR}}-y_{\text{I}}(u_1-u_2)} (u_2/k_2)$. In appendix A, we also compute the radion mass by using the naive ansatz for the radion field, where the radion mass-squared is proportional to $(u_2/k_2)^{3/2}$ while the above $m_{r_{\text{IR}}}^2/k_2^2$ is proportional to $(u_2/k_2)^2 (2 + u_2/k_2)$. In more detail, the factor in the mass-squared is different by about $e^{-2u_2 y_{\text{IR}}-2y_{\text{I}}(u_1-u_2)} (u_2/k_2)^{1/2}$.

Next, we shall discuss the radion mass around the intermediate brane. In this mass range, the first term in Eq. (5.14) is dominant, and $d'_2(y_{\text{I}})$ is reduced to

$$d_2^{\text{I}'}(y_{\text{I}}) \simeq \frac{c_{f2}^{\text{I}}}{2(2k_2 + u_2)} m^2 e^{2((2k_2+u_2)y_{\text{IR}}-(2k_2-k_1+u_2)y_{\text{I}})}, \quad (5.18)$$

where the label I has been added to denote the heavier radion. By substituting this expression for $d_2^{\text{I}'}(y_{\text{I}})$ and Eq. (5.15) into Eq. (5.10), we obtain a quadratic equation for m^2 . Then, for $e^{(2k_2+u_2)y_{\text{I}}}/e^{(2k_2+u_2)y_{\text{IR}}} \ll 1$, the heavier radion mass-squared is approximately given by

$$m_{r_{\text{I}}}^2 \simeq \frac{4}{3} l^2 u_1^2 \frac{k_2(2k_1 + u_1)}{k_1(k_2 - k_1)} e^{-2(k_1+u_1)y_{\text{I}}}. \quad (5.19)$$

Note that the mass-squared goes to infinity in the limit of $k_2 \rightarrow k_1$. This feature is not an artifact of the approximation but is actually seen in the numerical computation as we will show later. For $k_2 < k_1$, the mass-squared $m_{r_{\text{I}}}^2$ becomes tachyonic, and, therefore, we require $k_2 > k_1$. The same condition was obtained in [48] where the radion kinetic terms without including the GW field are computed and it is shown that one radion becomes a ghost for $k_2 < k_1$. This condition is also in accordance with the parameter space that the brane tension on the intermediate brane becomes negative. The calculation of the same radion mass-squared using the naive ansatz in appendix A also shows the $(k_2 - k_1)$

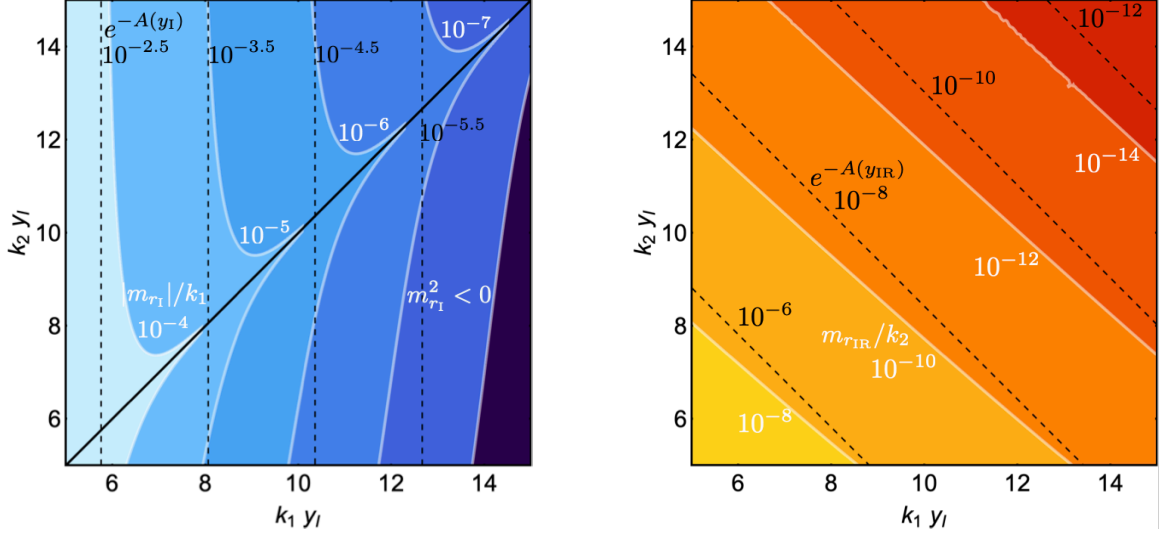


Figure 5: The heavier (left) and lighter (right) radion masses in the three 3-brane model. Here, we take $l = 0.3$, $u_1 y_I = 1.5$, $u_2 y_I = 1.5$ and $y_{IR}/y_I = 2$ as reference values. In the left panel, the white solid contours denote the heavier radion mass of $m_{r_I}/k_1 = 10^{-4}$, 10^{-5} , 10^{-6} , 10^{-7} . The black dashed lines correspond to the typical mass scale at the intermediate brane of $e^{-k_1 y_I} = 10^{-2.5}$, $10^{-3.5}$, $10^{-4.5}$, $10^{-5.5}$ from the left to the right, respectively. The solid black line denotes $k_1 = k_2$. The radion mass is tachyonic in the region of $k_2 < k_1$. Besides, $|m_{r_I}|$ goes to infinity in the limit of $k_2 \rightarrow k_1$. In the right panel, the white contours represent the lighter radion mass of $m_{r_{IR}}/k_2 = 10^{-8}$, 10^{-10} , 10^{-12} , 10^{-14} from the bottom left to the top right. The black dashed lines correspond to the typical mass scale at the IR brane of $e^{-k_2(y_{IR}-y_I)-k_1 y_I} = 10^{-6}$, 10^{-8} , 10^{-10} , 10^{-12} from the bottom left to the top right.

dependence in the denominator. Eq. (5.19) is different from that obtained through the naive ansatz by a factor of about $e^{-2y_I u_1} (u_1/k_1)^{1/2}$.

Let us now see numerical solutions to the quadratic equation (5.12) for m^2 with the coefficients (5.13). The left and right panels of Fig. 5 show the heavier and lighter radion masses, respectively. For the heavier radion, the mass becomes tachyonic in the region of $k_2 < k_1$, as obtained via the analytical expression in Eq. (5.19). Besides, $|m_{r_I}|$ goes to infinity in the limit of $k_2 \rightarrow k_1$. Fig. 5 also indicates that the heavier (lighter) radion mass is generally more than one order of magnitude smaller than the typical mass scale on the intermediate (IR) brane, which is consistent with the approximate analytical expressions. Such feature has been also seen in ref. [44] in the context of the dual 4D CFT.

For later convenience, we here comment on the ratio of the coefficients c_{f1}^I/c_{f2}^I for the heavier radion mass solution. In the approximated expression (5.15),

$$c_{f1}^I = \frac{4 c_{f2}^I k_1 u_1^2 (2k_1 + u_1)}{-3e^{2(k_1+u_1)y_I} k_1 (k_2 - k_1) m^2 + 4k_2 u_1^2 (2k_1 + u_1)} , \quad (5.20)$$

we can check that the denominator of the right-hand side is zero by using the approximated mass-squared formula (5.19). The finite result is obtained by taking account of the terms neglected to get the simple formula. In the next section, we evaluate c_{f1}^I/c_{f2}^I by including the subdominant terms and discuss radion couplings to brane-localized matter fields.

6 The radion effective action

We here discuss radion couplings to matter fields localized on branes. Firstly, the kinetic terms for two radions in the three 3-brane model are found. Then, the radion-matter couplings are computed in the basis that the radion kinetic terms are canonically normalized. It will be shown that the lighter (heavier) radion has a dominant coupling to matter fields on the IR (intermediate) brane compared to that of the heavier (lighter) radion.

As in the case of the two 3-brane model [24], the kinetic terms of the two radions in the three 3-brane model are calculated through the Ricci scalar and bulk cosmological constant terms in the action (2.2),

$$\begin{aligned}
S_r = \sum_{i=I,IR} \bigg[& -2M_5^3 \int d^4x dy \sqrt{g(F_i, G_i, E_i)} R(F_i, G_i, E_i) - \int d^4x dy \sqrt{g(F_i, G_i, E_i)} \Lambda^5 \\
& - \sum_{p=UV,I,IR} \int d^4x \sqrt{|g_p^{in}(F_i, G_i, E_i)|} \chi_i \\
& + \sum_{p=I,IR} \int d^4x \sqrt{|g_p^{in}(F_i, G_i, E_i)|} g_p^{in\mu\nu}(F_i, G_i, E_i) T_{\mu\nu}(x, y_p) \bigg], \tag{6.1}
\end{aligned}$$

where the dependence on the fluctuations is written explicitly. The label $i = I, IR$ denotes the solutions for the heavier and lighter radions in the mass eigenstate basis, respectively, and the summation is taken over for the two radion solutions. Note that they are not orthogonal to each other. The hermiticity condition (3.30) is not satisfied for the radion mass eigenstates because both of them live in the whole bulk and E' is nonzero on the intermediate brane. Still, the action (6.1) leads to two independent equations of motion for the fluctuations labeled by $i = I, IR$, each of which is consistent with the equation of motion (3.21). The radion kinetic terms also arise from the kinetic term of the GW scalar field, but their contributions are subdominant due to the suppression of l^2 .

Considering Eq. (3.22) with Eqs. (5.1), (5.5), we can express the two solutions for

the fluctuation F as

$$F_I(x, y) = \begin{cases} \left(c_{f1}^I e^{2k_1 y} + \frac{A'_1}{2e^{2A_1}} E'_{1I} \right) r_I(x) & \text{(subregion 1)} \\ \left(c_{f2}^I e^{2k_2 y + 2y_I(k_1 - k_2)} + \frac{A'_2}{2e^{2A_2}} E'_{2I} \right) r_I(x) & \text{(subregion 2)} \end{cases}, \quad (6.2)$$

$$F_{IR}(x, y) = \begin{cases} \left(c_{f1}^{IR} e^{2k_1 y} + \frac{A'_1}{2e^{2A_1}} E'_{1IR} \right) r_{IR}(x) & \text{(subregion 1)} \\ \left(c_{f2}^{IR} e^{2k_2 y + 2y_I(k_1 - k_2)} + \frac{A'_2}{2e^{2A_2}} E'_{2IR} \right) r_{IR}(x) & \text{(subregion 2)} \end{cases}. \quad (6.3)$$

Here, $r_{I,IR}(x)$ denote the heavier and lighter radion fields, respectively, and $c_{f1}^{I,IR}/c_{f2}^{I,IR}$ are given via Eq. (5.11). We only consider the terms at the zero-th order of l^2 because the terms of $\mathcal{O}(l^2)$ give subdominant contributions to the radion kinetic terms. By substituting these solutions into the action (6.1) and integrating over y , we find

$$\begin{aligned} -S \supset & 4M_5^3 \int d^4x r_I \square r_I (c_{f2}^I)^2 \left[\frac{3(c^I)^2(-1 + e^{2k_1 y_I})}{k_1} + \frac{3e^{2k_1 y_I}(-1 + e^{2k_2(y_{IR} - y_I)})}{k_2} \right. \\ & \left. + \frac{6(c^I - 1)^2 e^{2k_1 y_I}}{k_1 - k_2} \right] \\ & + r_{IR} \square r_{IR} (c_{f2}^{IR})^2 \left[\frac{3(c^{IR})^2(-1 + e^{2k_1 y_I})}{k_1} + \frac{3e^{2k_1 y_I}(-1 + e^{2k_2(y_{IR} - y_I)})}{k_2} \right. \\ & \left. + \frac{6(c^{IR} - 1)^2 e^{2k_1 y_I}}{k_1 - k_2} \right] \\ \equiv & \sum_i \int d^4x M_{\text{pl}}^2 \frac{1}{2} (\partial r_i)^2 (c_{f2}^i)^2 K_i^2 = \sum_i \int d^4x \frac{1}{2} (\partial \tilde{r}_i)^2, \end{aligned} \quad (6.4)$$

where $c^i \equiv c_{f1}^i/c_{f2}^i$, $M_{\text{pl}}^2 \approx M_5^3/k_1$ denotes the 4D Planck scale and K_i are dimensionless coefficients. Eq. (3.19) has been used to express G_i in terms of F_i and E_i . In the last equality, we have defined canonically normalized radion fields $\tilde{r}_i(x) \equiv M_{\text{pl}} c_{f2}^i K_i r_i(x)$. Note that the bulk profiles of the fluctuations E_i are not necessary to obtain Eq. (6.4). For the kinetic term of the radion r_I , the first and third terms are dominant, and it is approximated as

$$4M_5^3 \int d^4x r_I \square r_I (c_{f2}^I)^2 \left[\frac{3(c^I)^2 (e^{2k_1 y_I})(k_1 + k_2)}{k_1(k_1 - k_2)} \right]. \quad (6.5)$$

This expression indicates that the r_I kinetic term becomes negative for $k_2 < k_1$ where the radion is a ghost. This condition is the same as that leading to the tachyonic radion mass in Eq. (5.19).

Input			Output		
	Sample A	Sample B		Sample A	Sample B
y_I	10	10	\tilde{m}_{r_I}	0.24	0.24
y_{IR}	15	20	$\tilde{C}_{y_I}(m_{r_I})$	-0.47	-0.47
k_1	0.3	0.3	$\tilde{C}_{y_{IR}}(m_{r_I})$	1.7×10^{-5}	1.27×10^{-9}
k_2	0.6	0.6	$\tilde{m}_{r_{IR}}$	0.066	0.051
u_1	0.05	0.05	$\tilde{C}_{y_I}(m_{r_{IR}})$	5.7×10^{-5}	1.8×10^{-6}
u_2	0.05	0.05	$\tilde{C}_{y_{IR}}(m_{r_{IR}})$	0.58	0.58

Table 1: The radion couplings to matter fields living on the intermediate and IR branes. Two example cases are considered as sample A and sample B. The left table summarizes input parameters in unit of M_5 . In the right table, \tilde{m}_{r_I} and $\tilde{m}_{r_{IR}}$ are, respectively, the normalized heavier and lighter radion masses defined as $\tilde{m}_{r_I} \equiv m_{r_I}(k_1 e^{-k_1 y_I})^{-1}$ and $\tilde{m}_{r_{IR}} \equiv m_{r_{IR}}(k_2 e^{-k_2(y_{IR}-y_I)-k_1 y_I})^{-1}$. The normalized radion couplings to matter fields on the intermediate and IR brane $\tilde{C}_{y_I}(m_{r_I})$, $\tilde{C}_{y_{IR}}(m_{r_I})$, $\tilde{C}_{y_I}(m_{r_{IR}})$, $\tilde{C}_{y_{IR}}(m_{r_{IR}})$ are defined as $C_{y_j}(m_{r_i}) \equiv \frac{1}{M_{\text{pl}} e^{-A(y_j)}} \tilde{C}_{y_j}(m_{r_i})$ where the factor $M_{\text{pl}} e^{-A(y_j)}$ in the denominator denotes the typical mass scale of the brane at $y = y_j$. The results in the table indicate that the heavier (lighter) radion dominantly couples to matter fields on the intermediate (IR) brane.

The radion-matter interaction terms are written for matter fields living on the intermediate and IR branes, respectively, as

$$- \sqrt{g^{in}} g^{in\mu\nu} T_{\mu\nu}|_{y=y_I} = 2F_{1i}(x, y_I) \hat{T}(x, y_I) \equiv C_{y_I}(m_{r_i}) \tilde{r}_i(x) \hat{T}(x, y_I), \quad (6.6)$$

$$- \sqrt{g^{in}} g^{in\mu\nu} T_{\mu\nu}|_{y=y_{IR}} = 2F_{2i}(x, y_{IR}) \hat{T}(x, y_{IR}) \equiv C_{y_{IR}}(m_{r_i}) \tilde{r}_i(x) \hat{T}(x, y_{IR}), \quad (6.7)$$

where $i = I, IR$ and $\hat{T}(x, y_p)$ is the normalized trace of the energy momentum tensor of matter fields on a brane, *i.e.* $\hat{T} = e^{-2A} \eta^{\mu\nu} T_{\mu\nu}$.¹ The constant $C_{y_j}(m_{r_i})$ denotes the radion-matter coupling at $y = y_j$ for the radion with mass m_{r_i} . In the basis that the radion kinetic terms are canonically normalized, these couplings are given by

$$C_{y_I}(m_{r_i}) = \frac{2}{K_i M_{\text{pl}}} \frac{c^i A'_2 - A'_1}{A'_2 - A'_1} e^{2A_1(y_I)}, \quad (6.8)$$

¹We use the normalized trace of $T_{\mu\nu}$ to consider canonically normalized fields in \hat{T} . For example, a real scalar field χ on a brane at $y = y_i$ is included as $T_{\mu\nu} \supset \frac{1}{2} \partial_\mu \chi \partial_\nu \chi$. Then, the action is $S \supset \int d^4x \sqrt{g(y_i)} g^{\mu\nu}(y_i) T_{\mu\nu} \supset \int d^4x e^{-2A(y_i)} \eta^{\mu\nu} (1 - 2F(y_i)) \frac{1}{2} \partial_\mu \chi \partial_\nu \chi$. Thus, the canonically normalized field $\tilde{\chi}$ is obtained by $\chi \equiv e^A \tilde{\chi}$.

$$C_{y_{\text{IR}}}(m_{r_i}) = \frac{2}{K_i M_{\text{pl}}} e^{2A_2(y_{\text{IR}})} . \quad (6.9)$$

Tab. 1 shows the radion couplings to matter fields living on the intermediate and IR branes for some example parameters. We can see that a radion couples to matter fields on a brane as $\sim \frac{1}{M_{\text{pl}} e^{-A(y_j)}} \tilde{r}_i(x) \hat{T}(x, y_j)$ where the factor $M_{\text{pl}} e^{-A(y_j)}$ in the denominator denotes the typical mass scale of the brane at $y = y_j$. Furthermore, the lighter radion coupling to matter fields on the intermediate brane is suppressed compared to that on the IR brane as the lighter radion is localized toward the IR brane. The suppression of the lighter radion coupling to matter fields on the intermediate brane has been also discussed in ref. [44] through the dual CFT picture. In our analysis, a further suppression could be seen when *e.g.* $(y_{\text{IR}} - y_{\text{I}})/y_{\text{I}} \ll 1$ is not satisfied.

7 Discussions

We have presented the stabilization of two radions in warped extra dimension models with multiple 3-branes through a simple extension of the GW mechanism by introducing a single 5D scalar field. The metric for each bulk subregion bounded by two 3-branes has a different warp factor in general. We have mainly focused on the three 3-brane set-up for simplicity, but it was straightforward to generalize the discussion to models with any number of 3-branes as shown in Appendix B. The stabilization of radions was shown by solving the Einstein equation and the scalar field equation of motion simultaneously so that the backreaction effect from the GW scalar field background is taken into account. We then considered perturbations from the background configuration and computed the mass spectrum of the radion-scalar field system and also the spectrum of KK gravitons by solving the equations of motion. Nonzero masses of radions were found by taking account of the backreaction effect of the GW scalar field background. The lighter radion has a mass close to the typical mass scale of the IR brane while the heavier radion has a mass at the order of the scale of the intermediate brane. The radion couplings to brane-localized matter fields have been also calculated. It was shown that the lighter (heavier) radion has a dominant coupling to matter fields on the IR (intermediate) brane.

Warped extra dimension models with multiple 3-branes have a huge potential for innovation in model-building of physics beyond the SM which often indicates the existence of new mass scales hierarchically different from both the Planck scale and the electroweak scale. Since the typical energy scale of each brane is exponentially different from those of the other branes, multiple 3-brane models enable us to explain multiple hierarchical mass scales naturally. For instance, the PQ solution to the strong CP problem

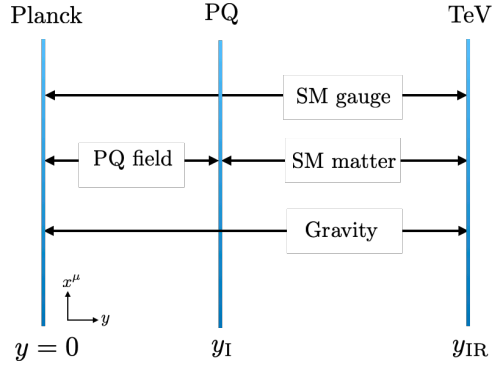


Figure 6: The three 3-brane model to realize a natural and high-quality axion solution to the strong CP problem. The typical mass scales of the UV, intermediate and IR branes are identified as the Planck, PQ breaking and TeV scales. The $U(1)_{PQ}$ gauge field and a PQ breaking scalar field live in the bulk subregion between the Planck and PQ branes while the SM fields live in the other subregion between the PQ and TeV branes. A pair of KSVZ (anti-)quarks charged under the $U(1)_{PQ}$ live on the intermediate brane. Gravity propagates in the whole bulk spacetime.

introduces an intermediate energy scale where the $U(1)_{PQ}$ symmetry is spontaneously broken. Without any mechanism, this new energy scale leads to another naturalness problem as in the case of the SM Higgs field: the $U(1)_{PQ}$ breaking scale is unstable under radiative corrections and its smallness compared to the Planck scale requires a fine-tuning. Furthermore, the usual PQ solution suffers from the so-called axion quality problem. The $U(1)_{PQ}$ global symmetry must be realized to an extraordinarily high degree while it has been discussed that quantum gravity effects do not respect such a global symmetry. Our three 3-brane model can address these problems as well as the electroweak naturalness problem simultaneously. As described in Fig. 6, we can identify the typical mass scales of the UV, intermediate and IR branes as the Planck, PQ breaking and TeV scales. A scalar field, which spontaneously breaks the $U(1)_{PQ}$ (gauge) symmetry, lives in the bulk subregion between the Planck and PQ branes while the SM fields live in the other subregion between the PQ and TeV branes. Following the two 3-brane model discussed in ref. [53] (see also ref. [54] for a dual 4D realization with SUSY), a PQ brane-localized potential drives a nonzero VEV for the PQ breaking scalar field localized toward the PQ brane. In the same way as the original RS model for the electroweak breaking, the naturalness problem for the PQ breaking scale can be addressed. Since the bulk $U(1)_{PQ}$ gauge symmetry is broken at the UV brane, we generally expect $U(1)_{PQ}$ -violating Planck suppressed operators. However, the scalar field profile is exponentially small at the UV brane, and hence these dangerous operators are suppressed enough to achieve the high-quality axion. The correct axion-gluon coupling

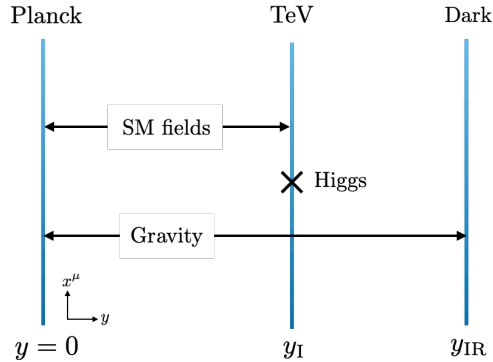


Figure 7: The three 3-brane model to introduce a dark sector. The typical mass scales of the UV, intermediate and IR branes are identified as the Planck, TeV and some smaller dark sector mass scales. Here, we call the IR brane as the dark brane. The SM fields live in the bulk subregion between the Planck and TeV branes, while the SM Higgs field is localized at the TeV brane. Gravity propagates in the whole bulk spacetime.

to solve the strong CP problem is introduced by for example a pair of (anti-)quarks charged under the $U(1)_{\text{PQ}}$ which live on the PQ brane in the same way as the so-called KSVZ axion model [4, 5]. The SM Higgs field lives on (or is localized toward) the TeV brane so that the electroweak naturalness problem is addressed as usual.

Another interesting possibility in the three 3-brane model framework is to identify the typical mass scales of the UV, intermediate and IR branes as the Planck, TeV and some smaller scales. We call the IR brane in this case as the *dark brane*. As described in Fig. 7, the SM fields live in the bulk subregion between the Planck and TeV branes. The SM Higgs field is localized at the TeV brane so that the electroweak naturalness problem is addressed. Only gravity (and possibly some new light particles feebly interacting with the SM fields) can live in the subregion between the TeV and dark branes [44, 55] (see also ref. [56] for a dual 4D description where the lighter radion is roughly identified as the lightest scalar glueball). The mass scale of the dark brane can be exponentially smaller than the TeV scale. In this case, since the lighter radion coupling to the SM fields is suppressed, its lifetime is long enough to become a dark matter candidate.

The RS model has been known to predict a characteristic cosmological history. The system at a high temperature is described by the de-compactified AdS-Schwarzschild (AdS-S) spacetime where the IR brane is replaced by an event horizon [57]. Then, as the Universe cools down, a phase transition from the AdS-S spacetime to the compactified RS spacetime takes place. In the dual 4D picture, it can be understood as a confinement-deconfinement phase transition. The phase transition is typically of the strong first order and experiences a supercooling phase before nucleation of true vacuum

bubbles develops. During such a transition, detectable gravitational waves (GWs) are generated. The cosmological history of multiple 3-brane models is even more fascinating. As the Universe cools down, multiple confinement-deconfinement phase transitions take place. Correspondingly, sizable GWs with multiple peak frequencies are produced. The three 3-brane setup in Fig. 6 predicts a first-order phase transition at the temperature of the PQ breaking scale, which generates GWs detectable at LIGO [58] (see ref. [59] for the case of the two 3-brane model), as well as a first-order transition at the temperature of the electroweak scale which produces GWs to be observed at future space-based GW observers such as TianQin [60], Taiji [61], eLISA [62], DECIGO [63] and BBO [64]. On the other hand, the three 3-brane model in Fig. 7 predicts a first-order phase transition at the temperature of the electroweak scale and also a first-order transition at some low temperature which leads to low frequency GWs. Interestingly, pulsar timing data recently reported by the NANOGrav collaboration may indicate the existence of a stochastic GW background around $f \sim 10^{-8}$ Hz [65]. It has been pointed out in ref. [66] that the reported signal can be interpreted as GWs from a strong first-order phase transition at which the temperature of the SM sector is $\mathcal{O}(1 - 100)$ MeV. Such a phase transition can be a natural consequence of the three 3-brane model.

Acknowledgements

We would like to thank Sungwoo Hong, Ryo Namba and Tsutomu Yanagida for useful discussions. S.L. was supported by the National Research Foundation of Korea (NRF) grant funded by the Korea government (MEST) (No. NRF-2021R1A2C1005615). S.L. was also supported by the Visiting Professorship at Korea Institute for Advanced Study.

A Radion dynamics via the naive ansatz

In this appendix, we discuss the stabilization of two radions for the three 3-brane system in a similar way as the original discussion of the GW mechanism [11, 23]. In the main text, the brane separation distances in Eqs. (2.13) and (2.14) were obtained by solving the Einstein equation and the GW field equation of motion simultaneously. Here, we will solve a bulk equation for the GW scalar field in a background metric without the backreaction effect. By inserting the solution to the action and integrating over the extra dimension, the effective potential for the brane separation distances is obtained. The distances are then fixed at the minimum of the potential. We will also compute the masses of radions. In the main text, they were found by solving the equations of spin-

0 fluctuations including the backreaction effect from the GW scalar field background. Instead, we take a naive ansatz for the metric and compute the radion masses through the effective potential. The condition to avoid tachyonic masses of radions is obtained from the kinetic terms.

A.1 Stabilization of distances

Let us consider a bulk real scalar field Φ as the GW field whose action is given by²

$$S = \frac{1}{2} \int d^4x \int dy \sqrt{g} (g^{MN} \partial_M \Phi \partial_N \Phi - m_\Phi^2 \Phi^2) \\ - \int d^4x \int dy \sqrt{g} \left[\lambda_{UV} (\Phi^2 - v_{UV}^2)^2 \delta(y) \right. \\ \left. + \lambda_I (\Phi^2 - v_I^2)^2 \delta(y - y_I) + \lambda_{IR} (\Phi^2 - v_{IR}^2)^2 \delta(y - y_{IR}) \right], \quad (\text{A.1})$$

where m_Φ denotes a mass parameter for the GW field, λ_p ($p = UV, I, IR$) are dimensionless couplings and v_p are parameters with mass dimension 3/2. The mass parameter m_Φ may be different for the subregion 1, 2 as in the case of the main text, and we label them as $m_{\Phi_{1,2}}$, respectively. The terms in the second and third lines represent brane-localized potentials. We use the metric in Eq. (2.1) without including the backreaction effect from the GW field. The bulk equation of motion for Φ is

$$\Phi'' - 4A'\Phi' - m_\Phi^2 \Phi = 0. \quad (\text{A.2})$$

Then, we obtain the following general solution in the bulk,

$$\Phi(y) = e^{2A'y} \left[\tilde{A} e^{\nu A'y} + \tilde{B} e^{-\nu A'y} \right]. \quad (\text{A.3})$$

Here, the constants $(\tilde{A}, \tilde{B}, \nu) \equiv (\tilde{A}_1, \tilde{B}_1, \nu_1)$ and $(\tilde{A}_2, \tilde{B}_2, \nu_2)$ for $0 < y < y_I$ and $y_I < y < y_{IR}$, respectively, and we have defined $\nu_1^2 \equiv 4 + m_{\Phi_1}^2/A'^2 = 4 + m_{\Phi_1}^2/k_1^2$ and $\nu_2^2 \equiv 4 + m_{\Phi_2}^2/A'^2 = 4 + m_{\Phi_2}^2/k_2^2$. Inserting the solution into the action (A.1) and integrating over y , we find the effective potential,

$$V(y_I, y_{IR}) = \left(-e^{-2k_1 y_I \nu_1} + 1 \right) k_1 \left\{ \tilde{A}_1^2 e^{2k_1 y_I \nu_1} (2 + \nu_1) + \tilde{B}_1^2 (\nu_1 - 2) \right\} \\ - \left(e^{4y_I(k_2 - k_1) - 2k_2 y_{IR} \nu_2} - e^{4y_I(k_2 - k_1) - 2k_2 y_I \nu_2} \right) \\ \times k_2 \left\{ \tilde{A}_2^2 e^{2k_2(y_I + y_{IR})\nu_2} (\nu_2 + 2) + \tilde{B}_2^2 (\nu_2 - 2) \right\} \\ + \lambda_{UV} (\Phi^2(0) - v_{UV}^2)^2 + \lambda_I (\Phi^2(y_I) - v_I^2)^2 + \lambda_{IR} (\Phi^2(y_{IR}) - v_{IR}^2)^2. \quad (\text{A.4})$$

²We here use a notation for the GW field different from that of the main text.

By taking the limit $\lambda_{\text{UV,I,IR}} \rightarrow \infty$, we obtain the Dirichlet boundary conditions,

$$\Phi(0) = v_{\text{UV}}, \quad \Phi(y_{\text{I}}) = v_{\text{I}}, \quad \Phi(y_{\text{IR}}) = v_{\text{IR}}. \quad (\text{A.5})$$

The general solution (A.3) must satisfy these boundary conditions. Note that the condition at the intermediate brane is imposed on the solutions for both subregions. Then, $\tilde{A}_{1,2}, \tilde{B}_{1,2}$ are determined as

$$\tilde{A}_1 = \frac{X^{2+\nu_1}(-v_{\text{I}} + v_{\text{UV}}X^{\nu_1-2})}{-1 + X^{2\nu_1}}, \quad \tilde{B}_1 = \frac{-v_{\text{UV}} + v_{\text{I}}X^{2+\nu_1}}{-1 + X^{2\nu_1}}, \quad (\text{A.6})$$

$$\tilde{A}_2 = \frac{Y^{2+\nu_2}(v_{\text{IR}} - v_{\text{I}}X^{k_2/k_1(2-\nu_2)}Y^{\nu_2-2})}{1 - Y^{2\nu_2}/X^{2k_2\nu_2/k_1}}, \quad \tilde{B}_2 = \frac{-v_{\text{I}}X^{2k_2/k_1+k_2\nu_2/k_1} + v_{\text{IR}}Y^{2+\nu_2}}{-X^{2k_2\nu_2/k_1} + Y^{2\nu_2}}, \quad (\text{A.7})$$

where we have defined $X \equiv e^{-k_1 y_{\text{I}}}$ and $Y \equiv e^{-k_2 y_{\text{IR}}}$. Inserting these constants into the effective potential (A.4) for the brane separation distances, we find

$$\begin{aligned} V &= V_1 + V_2, \\ V_1 &= 4k_1 X^4 (v_{\text{I}} - v_{\text{UV}}X^{\epsilon_1})^2 \left(1 + \frac{\epsilon_1}{4}\right) + \epsilon_1 k_1 v_{\text{UV}}^2 - \epsilon_1 k_1 v_{\text{UV}} X^{4+\epsilon_1} (2v_{\text{I}} - v_{\text{UV}}X^{\epsilon_1}), \\ V_2 &= 4k_2 Z^4 \left\{ v_{\text{IR}} - v_{\text{I}} \left(\frac{Z}{X}\right)^{\epsilon_2} \right\}^2 \left(1 + \frac{\epsilon_2}{4}\right) \\ &\quad + \epsilon_2 k_2 v_{\text{I}}^2 X^4 - \epsilon_2 k_2 v_{\text{I}} Z^4 \left(\frac{Z}{X}\right)^{\epsilon_2} \left\{ 2v_{\text{IR}} - v_{\text{I}} \left(\frac{Z}{X}\right)^{\epsilon_2} \right\}, \end{aligned} \quad (\text{A.8})$$

with $\epsilon_{1,2} \equiv \nu_{1,2} - 2$ and $Z \equiv YX^{k_2/k_1-1} = e^{-k_2(y_{\text{IR}}-y_{\text{I}})-k_1 y_{\text{I}}}$. Here, $X \gg Z$ has been used to reduce the expression, and the terms of $\mathcal{O}(\epsilon^2)$ have been ignored. Ignoring the terms of $\mathcal{O}(\epsilon)$ in the potential V_1 and assuming $0 < v_{\text{I}}/v_{\text{UV}} < 1$, the first term of V_1 leads to the minimum at

$$X^{\epsilon_1} = \frac{v_{\text{I}}}{v_{\text{UV}}}, \quad (\text{A.9})$$

which can stabilize the distance y_{I} . Similarly, ignoring the terms of $\mathcal{O}(\epsilon)$ in the potential V_2 and assuming $0 < v_{\text{IR}}/v_{\text{I}} < 1$, the first term of V_2 gives the minimum at

$$\left(\frac{Z}{X}\right)^{\epsilon_2} = \frac{v_{\text{IR}}}{v_{\text{I}}}, \quad (\text{A.10})$$

which can stabilize the distance $(y_{\text{IR}} - y_{\text{I}})$. The brane separation distances obtained in Eqs. (A.9), (A.10) are similar to those found in the main text. The potential similar to Eq. (A.8) has been discussed in the multi-brane setup of refs. [45, 49].

A.2 Masses of radions

We now calculate the radion masses in the three 3-brane model by extending the discussion of the two 3-brane setup. In the subregion $0 \leq y \leq y_I$, we take an ansatz for the metric,

$$ds^2 = e^{-2k_1\phi T_1(x)} \eta_{\mu\nu} dx^\mu dx^\nu - T_1(x)^2 d\phi^2, \quad (\text{A.11})$$

with $0 \leq \phi \leq \phi_I$. This metric ansatz is the same as that of the two 3-brane setup [23]. On the other hand, for the subregion $y_I \leq y \leq y_{IR}$, we use an ansatz,

$$ds^2 = e^{-2(k_2(\phi' - \phi'_I)T_2(x) + k_1\phi_I T_1(x))} \eta_{\mu\nu} dx^\mu dx^\nu - T_2(x)^2 d\phi'^2, \quad (\text{A.12})$$

with $\phi'_I \leq \phi' \leq \phi'_{IR}$. Then, the action is given by

$$\begin{aligned} S &= -4M_5^3 \int d^4x \int_0^{\phi_I} d\phi \sqrt{g} e^{-4k_1\phi T_1(x)} T_1(x) R \\ &\quad - 4M_5^3 \int d^4x \int_{\phi'_I}^{\phi'_{IR}} d\phi' \sqrt{g} e^{-4(k_2(\phi' - \phi'_I)T_2(x) + k_1\phi_I T_1(x))} T_2(x) R \\ &= 24M_5^3 \left(\frac{1}{k_1} - \frac{1}{k_2} \right) \int d^4x \sqrt{g} \frac{1}{2} \eta^{\mu\nu} (\partial_\mu e^{-k_1\phi_I T_1}) (\partial_\nu e^{-2k_1\phi_I T_1}) \\ &\quad + \frac{24M_5^3}{k_2} \int d^4x \sqrt{g} \frac{1}{2} \eta^{\mu\nu} (\partial_\mu e^{-k_2(\phi'_{UV} - \phi'_I)T_2(x) - k_1\phi_I T_1(x)}) \\ &\quad \times (\partial_\nu e^{-k_2(\phi'_{UV} - \phi'_I)T_2(x) - k_1\phi_I T_1(x)}) . \end{aligned} \quad (\text{A.13})$$

For one radion degree of freedom to have the correct kinetic term, we require

$$k_2 > k_1. \quad (\text{A.14})$$

This condition is consistent with that obtained in ref. [48] or the condition to avoid a tachyonic radion mass presented in the main text (see Sec. 5). We redefine $T_{1,2}(x)$ as

$$\varphi_1 \equiv f_1 e^{-k_1\phi_I T_1}, \quad f_1 = \sqrt{24M_5^3 \left(\frac{1}{k_1} - \frac{1}{k_2} \right)}, \quad (\text{A.15})$$

$$\varphi_2 \equiv f_2 e^{-k_2(\phi'_{UV} - \phi'_I)T_2(x) - k_1\phi_I T_1(x)}, \quad f_2 = \sqrt{\frac{24M_5^3}{k_2}}, \quad (\text{A.16})$$

Eq. (A.13) is then rewritten as

$$S = \int d^4x \sqrt{g} \left[\frac{1}{2} \eta^{\mu\nu} \partial_\mu \varphi_1 \partial_\nu \varphi_1 + \frac{1}{2} \eta^{\mu\nu} \partial_\mu \varphi_2 \partial_\nu \varphi_2 \right]. \quad (\text{A.17})$$

As the canonically normalized radion fields $\varphi_{1,2}$ have been found, their masses $m_{\varphi_{1,2}}$ are calculated through the potential (A.8). That is, we identify X as φ/f_1 in V_1 and compute $\partial_{\varphi_1}^2 V_1$ around the potential minimum to find the mass m_{φ_1} in the same manner as the case of the two 3-brane model [22]. The other radion mass m_{φ_2} is also obtained via the potential V_2 by identifying Z as φ_2/f_2 and taking $X = e^{-k_1 y_I}$. Then, we find

$$m_{\varphi_1}^2 = \frac{2}{3} \epsilon_1^{3/2} \frac{v_I^2}{M_5^3} \frac{k_1^2 k_2}{k_2 - k_1} e^{-2k_1 y_I} \sim \frac{16}{3} l^2 \left(\frac{u_1}{k_1} \right)^{3/2} \frac{k_1^2 k_2}{k_2 - k_1} e^{-2A(y_I)} , \quad (\text{A.18})$$

$$m_{\varphi_2}^2 = \frac{2}{3} \epsilon_2^{3/2} \frac{k_2^2 v_{\text{IR}}^2}{M_5^3} e^{-2(k_2(y_{\text{IR}} - y_I) + k_1 y_I)} \sim \frac{16}{3} l^2 \left(\frac{u_2}{k_2} \right)^{3/2} k_2^2 e^{-2A(y_{\text{IR}})} , \quad (\text{A.19})$$

at the leading order of $\epsilon_{1,2}$. The last expressions in both equations are written in terms of the parameters defined in the main text, identifying them as $m_{\Phi_{1,2}}^2 \sim 4u_{1,2}k_{1,2}$, $v_{\text{UV,I,IR}} \sim \phi(y_{\text{UV,I,IR}})$ and $\epsilon_{1,2} \approx (1/4)m_{\Phi_{1,2}}^2/k_{1,2}^2 \sim u_{1,2}/k_{1,2}$. We have also used $v_{\text{IR}}^2/M_5^3 \sim v_{\text{UV}}^2/M_5^3 \sim 8l^2$. The obtained $m_{\varphi_{1,2}}^2$ have the similar orders of magnitude as the results in Eq. (5.19) and Eq. (5.17). However, their scalings of $\epsilon_{1,2}$ are different from Eq. (5.19) and Eq. (5.17). The similar differences have been also seen in the case of the two 3-brane model [24].

B Perturbations in the $N + 1$ 3-brane system

In section 3, we have obtained the bulk equation for the fluctuation f in each subregion for the three 3-brane model as in Eqs. (3.27), (3.28). The bulk equations are solved with the boundary conditions (3.23), (3.24), (3.25), (3.26). The discussion can be generalized to the $N + 1$ 3-brane system presented in section 2. As described in Fig. 2, $N + 1$ 3-branes are placed at points $y = y_0 (= 0), y_1, y_2, \dots, y_{N-1}, y_N$ where y_0, y_N are the orbifold fixed points. The bulk equation for the fluctuation f_p defined in the subregion p ($y_{p-1} < y < y_p$) is given by

$$f_p'' - f_p' \left(2A_p' + 2 \frac{\phi_{0,p}''}{\phi_{0,p}'} \right) - f_p \left(4A_p'' - 4A_p' \frac{\phi_{0,p}''}{\phi_{0,p}'} \right) = -m^2 e^{2A_p} f_p \quad (\text{subregion } p) . \quad (\text{B.1})$$

Here, $\square f_p = -m^2 f_p$ is used. A set of bulk equations are solved under the boundary conditions at the orbifold fixed points,

$$f_1' - 2A_1' f_1|_{y=0} = 0 , \quad (\text{B.2})$$

$$f_N' - 2A_N' f_N|_{y=y_N} = 0 , \quad (\text{B.3})$$

and the conditions at the intermediate branes,

$$f'_q - 2A'_q f_q + \frac{f_q - f_{q+1}}{A'_{q+1} - A'_q} A''_q \Big|_{y=y_q} = 0 , \quad (\text{B.4})$$

$$f'_{q+1} - 2A'_{q+1} f_{q+1} + \frac{f_q - f_{q+1}}{A'_{q+1} - A'_q} A''_{q+1} \Big|_{y=y_q} = 0 , \quad (\text{B.5})$$

with $q = 1, \dots, N-1$.

C The hermiticity condition

We here derive the hermiticity condition presented in Eq. (3.30). Eq. (3.29) has the form of the Schrödinger equation,

$$\left[\frac{d^2}{dz^2} + H_s(z) \right] \tilde{f}_{s:n} = -m_n^2 \tilde{f}_{s:n} , \quad (\text{C.1})$$

where $H_s(z)$ is a function of z and does not include a derivative with respect to z , the subscript s denotes a function for the subregion s and $:n$ represents the eigenfunction with eigenvalue m_n^2 . Let us now consider two modes $n = n_1, n_2$, and it is easy to find the following relation,

$$\begin{aligned} & \sum_{s=1,2} \int_{\text{subregion } s} dz \left\{ \tilde{f}_{s:n_2} \left(\frac{d^2}{dz^2} + H_s(z) \right) \tilde{f}_{s:n_1}^* - \tilde{f}_{s:n_1}^* \left(\frac{d^2}{dz^2} + H_s(z) \right) \tilde{f}_{s:n_2} \right\} \\ &= (m_{n_2}^2 - m_{n_1}^{*2}) \sum_{s=1,2} \int_{\text{subregion } s} dz \tilde{f}_{s:n_1}^* \tilde{f}_{s:n_2} . \end{aligned} \quad (\text{C.2})$$

If the operator, $\frac{d^2}{dz^2} + H_s(z)$, is hermitian, the left-hand side of this relation must be zero. By integration by parts, the left-hand side is reduced to

$$\begin{aligned} & \sum_{s=1,2} \int_{\text{subregion } s} dz \left\{ \frac{d}{dz} \left(\tilde{f}_{s:n_2} \frac{d}{dz} \tilde{f}_{s:n_1}^* - \tilde{f}_{s:n_1}^* \frac{d}{dz} \tilde{f}_{s:n_2} \right) \right\} \\ &= \left[\tilde{f}_{1:n_2} \frac{d}{dz} \tilde{f}_{1:n_1}^* - \tilde{f}_{1:n_1}^* \frac{d}{dz} \tilde{f}_{1:n_2} \right]_{z=z_{\text{UV}}}^{z=z_1} + \left[\tilde{f}_{2:n_2} \frac{d}{dz} \tilde{f}_{2:n_1}^* - \tilde{f}_{2:n_1}^* \frac{d}{dz} \tilde{f}_{2:n_2} \right]_{z=z_1}^{z=z_{\text{IR}}} , \end{aligned} \quad (\text{C.3})$$

where $z = z_{\text{UV,IR}}$ denote the positions of the UV, intermediate and IR branes, respectively. In the second line of the above equation, the square brackets represent *e.g.* $[X(z)]_{z=z_{\text{UV}}}^{z=z_1} \equiv X(z_1) - X(z_{\text{UV}})$ for $X(z)$ of a function of z . Thus, the hermiticity condition is

$$\left[\tilde{f}_{1:n_2} \frac{d}{dz} \tilde{f}_{1:n_1}^* - \tilde{f}_{1:n_1}^* \frac{d}{dz} \tilde{f}_{1:n_2} \right]_{z=z_{\text{UV}}}^{z=z_1} + \left[\tilde{f}_{2:n_2} \frac{d}{dz} \tilde{f}_{2:n_1}^* - \tilde{f}_{2:n_1}^* \frac{d}{dz} \tilde{f}_{2:n_2} \right]_{z=z_1}^{z=z_{\text{IR}}} = 0 . \quad (\text{C.4})$$

Then, for $n_1 = n_2$, the right-hand side of the relation (C.2) leads to

$$m_{n_1} = m_{n_1}^* , \quad (\text{C.5})$$

which indicates the real eigenvalues. For $m_{n_1}^* \neq m_{n_2}$, the hermiticity condition requires

$$\sum_s \int_{\text{subregion } s} dz \tilde{f}_{s:n_1}^* \tilde{f}_{s:n_2} = 0 . \quad (\text{C.6})$$

Thus, two eigenfunctions with different eigenvalues are orthogonal if the hermiticity condition (C.4) is satisfied. See also the main text for the hermiticity and orthogonality.

References

- [1] R. D. Peccei and H. R. Quinn, “CP Conservation in the Presence of Instantons,” *Phys. Rev. Lett.* **38** (1977) 1440–1443.
- [2] S. Weinberg, “A New Light Boson?,” *Phys. Rev. Lett.* **40** (1978) 223–226.
- [3] F. Wilczek, “Problem of Strong P and T Invariance in the Presence of Instantons,” *Phys. Rev. Lett.* **40** (1978) 279–282.
- [4] J. E. Kim, “Weak Interaction Singlet and Strong CP Invariance,” *Phys. Rev. Lett.* **43** (1979) 103.
- [5] M. A. Shifman, A. I. Vainshtein, and V. I. Zakharov, “Can Confinement Ensure Natural CP Invariance of Strong Interactions?,” *Nucl. Phys. B* **166** (1980) 493–506.
- [6] M. Dine, W. Fischler, and M. Srednicki, “A Simple Solution to the Strong CP Problem with a Harmless Axion,” *Phys. Lett. B* **104** (1981) 199–202.
- [7] A. R. Zhitnitsky, “On Possible Suppression of the Axion Hadron Interactions. (In Russian),” *Sov. J. Nucl. Phys.* **31** (1980) 260.
- [8] S. P. Martin, “A Supersymmetry primer,” *Adv. Ser. Direct. High Energy Phys.* **18** (1998) 1–98, [arXiv:hep-ph/9709356](#).
- [9] M. Battaglieri *et al.*, “US Cosmic Visions: New Ideas in Dark Matter 2017: Community Report,” in *U.S. Cosmic Visions: New Ideas in Dark Matter*. 7, 2017. [arXiv:1707.04591 \[hep-ph\]](#).

- [10] L. Randall and R. Sundrum, “A Large mass hierarchy from a small extra dimension,” *Phys. Rev. Lett.* **83** (1999) 3370–3373, [arXiv:hep-ph/9905221](#).
- [11] W. D. Goldberger and M. B. Wise, “Modulus stabilization with bulk fields,” *Phys. Rev. Lett.* **83** (1999) 4922–4925, [arXiv:hep-ph/9907447](#).
- [12] J. Garriga, O. Pujolas, and T. Tanaka, “Radion effective potential in the brane world,” *Nucl. Phys. B* **605** (2001) 192–214, [arXiv:hep-th/0004109](#).
- [13] W. D. Goldberger and I. Z. Rothstein, “Quantum stabilization of compactified AdS(5),” *Phys. Lett. B* **491** (2000) 339–344, [arXiv:hep-th/0007065](#).
- [14] R. Hofmann, P. Kanti, and M. Pospelov, “(De)stabilization of an extra dimension due to a Casimir force,” *Phys. Rev. D* **63** (2001) 124020, [arXiv:hep-ph/0012213](#).
- [15] I. H. Brevik, K. A. Milton, S. Nojiri, and S. D. Odintsov, “Quantum (in)stability of a brane world AdS(5) universe at nonzero temperature,” *Nucl. Phys. B* **599** (2001) 305–318, [arXiv:hep-th/0010205](#).
- [16] M. A. Luty and R. Sundrum, “Hierarchy stabilization in warped supersymmetry,” *Phys. Rev. D* **64** (2001) 065012, [arXiv:hep-th/0012158](#).
- [17] A. Flachi and D. J. Toms, “Quantized bulk scalar fields in the Randall-Sundrum brane model,” *Nucl. Phys. B* **610** (2001) 144–168, [arXiv:hep-th/0103077](#).
- [18] S. Nojiri, S. D. Odintsov, and S. Ogushi, “Quantum stabilization of thermal brane worlds in M theory,” *Phys. Lett. B* **506** (2001) 200–206, [arXiv:hep-th/0102082](#).
- [19] J. Garriga and A. Pomarol, “A Stable hierarchy from Casimir forces and the holographic interpretation,” *Phys. Lett. B* **560** (2003) 91–97, [arXiv:hep-th/0212227](#).
- [20] N. Haba and T. Yamada, “Revisiting Quantum Stabilization of the Radion in Randall-Sundrum Model,” [arXiv:1903.10160 \[hep-ph\]](#).
- [21] K. Fujikura, Y. Nakai, and M. Yamada, “A more attractive scheme for radion stabilization and supercooled phase transition,” *JHEP* **02** (2020) 111, [arXiv:1910.07546 \[hep-ph\]](#).
- [22] C. Csaki, M. Graesser, L. Randall, and J. Terning, “Cosmology of brane models with radion stabilization,” *Phys. Rev. D* **62** (2000) 045015, [arXiv:hep-ph/9911406](#).

- [23] W. D. Goldberger and M. B. Wise, “Phenomenology of a stabilized modulus,” *Phys. Lett. B* **475** (2000) 275–279, [arXiv:hep-ph/9911457](#).
- [24] C. Csaki, M. L. Graesser, and G. D. Kribs, “Radion dynamics and electroweak physics,” *Phys. Rev. D* **63** (2001) 065002, [arXiv:hep-th/0008151](#).
- [25] J. M. Maldacena, “The Large N limit of superconformal field theories and supergravity,” *Int. J. Theor. Phys.* **38** (1999) 1113–1133, [arXiv:hep-th/9711200](#).
- [26] S. S. Gubser, I. R. Klebanov, and A. M. Polyakov, “Gauge theory correlators from noncritical string theory,” *Phys. Lett. B* **428** (1998) 105–114, [arXiv:hep-th/9802109](#).
- [27] E. Witten, “Anti-de Sitter space and holography,” *Adv. Theor. Math. Phys.* **2** (1998) 253–291, [arXiv:hep-th/9802150](#).
- [28] N. Arkani-Hamed, M. Porrati, and L. Randall, “Holography and phenomenology,” *JHEP* **08** (2001) 017, [arXiv:hep-th/0012148](#).
- [29] R. Rattazzi and A. Zaffaroni, “Comments on the holographic picture of the Randall-Sundrum model,” *JHEP* **04** (2001) 021, [arXiv:hep-th/0012248](#).
- [30] Z. Chacko, R. K. Mishra, D. Stolarski, and C. B. Verhaaren, “Interactions of a Stabilized Radion and Duality,” *Phys. Rev. D* **92** no. 5, (2015) 056004, [arXiv:1411.3758 \[hep-ph\]](#).
- [31] J. D. Lykken and L. Randall, “The Shape of gravity,” *JHEP* **06** (2000) 014, [arXiv:hep-th/9908076](#).
- [32] H. Hatanaka, M. Sakamoto, M. Tachibana, and K. Takenaga, “Many brane extension of the Randall-Sundrum solution,” *Prog. Theor. Phys.* **102** (1999) 1213–1218, [arXiv:hep-th/9909076](#).
- [33] I. I. Kogan, S. Mouslopoulos, A. Papazoglou, G. G. Ross, and J. Santiago, “A Three three-brane universe: New phenomenology for the new millennium?,” *Nucl. Phys. B* **584** (2000) 313–328, [arXiv:hep-ph/9912552](#).
- [34] R. Gregory, V. A. Rubakov, and S. M. Sibiryakov, “Opening up extra dimensions at ultra large scales,” *Phys. Rev. Lett.* **84** (2000) 5928–5931, [arXiv:hep-th/0002072](#).

- [35] I. I. Kogan and G. G. Ross, “Brane universe and multigravity: Modification of gravity at large and small distances,” *Phys. Lett. B* **485** (2000) 255–262, [arXiv:hep-th/0003074](#).
- [36] S. Mouslopoulos and A. Papazoglou, “‘+-+’ brane model phenomenology,” *JHEP* **11** (2000) 018, [arXiv:hep-ph/0003207](#).
- [37] I. I. Kogan, S. Mouslopoulos, A. Papazoglou, and G. G. Ross, “Multi-brane worlds and modification of gravity at large scales,” *Nucl. Phys. B* **595** (2001) 225–249, [arXiv:hep-th/0006030](#).
- [38] S. Mouslopoulos, “Bulk fermions in multibrane worlds,” *JHEP* **05** (2001) 038, [arXiv:hep-th/0103184](#).
- [39] I. I. Kogan, S. Mouslopoulos, A. Papazoglou, and G. G. Ross, “Multilocalization in multibrane worlds,” *Nucl. Phys. B* **615** (2001) 191–218, [arXiv:hep-ph/0107307](#).
- [40] I. Oda, “Mass hierarchy from many domain walls,” *Phys. Lett. B* **480** (2000) 305–311, [arXiv:hep-th/9908104](#).
- [41] I. Oda, “Mass hierarchy and trapping of gravity,” *Phys. Lett. B* **472** (2000) 59–66, [arXiv:hep-th/9909048](#).
- [42] G. R. Dvali and M. A. Shifman, “Families as neighbors in extra dimension,” *Phys. Lett. B* **475** (2000) 295–302, [arXiv:hep-ph/0001072](#).
- [43] G. Moreau, “Realistic neutrino masses from multi-brane extensions of the Randall-Sundrum model?,” *Eur. Phys. J. C* **40** (2005) 539–554, [arXiv:hep-ph/0407177](#).
- [44] K. Agashe, P. Du, S. Hong, and R. Sundrum, “Flavor Universal Resonances and Warped Gravity,” *JHEP* **01** (2017) 016, [arXiv:1608.00526](#) [[hep-ph](#)].
- [45] K. S. Agashe, J. Collins, P. Du, S. Hong, D. Kim, and R. K. Mishra, “LHC Signals from Cascade Decays of Warped Vector Resonances,” *JHEP* **05** (2017) 078, [arXiv:1612.00047](#) [[hep-ph](#)].
- [46] C. Csaki and L. Randall, “A Diphoton Resonance from Bulk RS,” *JHEP* **07** (2016) 061, [arXiv:1603.07303](#) [[hep-ph](#)].

- [47] L. Pilo, R. Rattazzi, and A. Zaffaroni, “The Fate of the radion in models with metastable graviton,” *JHEP* **07** (2000) 056, [arXiv:hep-th/0004028](#).
- [48] I. I. Kogan, S. Mouslopoulos, A. Papazoglou, and L. Pilo, “Radion in multibrane world,” *Nucl. Phys. B* **625** (2002) 179–197, [arXiv:hep-th/0105255](#).
- [49] D. Choudhury, D. P. Jatkar, U. Mahanta, and S. Sur, “On stability of the three 3-brane model,” *JHEP* **09** (2000) 021, [arXiv:hep-ph/0004233](#).
- [50] O. DeWolfe, D. Z. Freedman, S. S. Gubser, and A. Karch, “Modeling the fifth-dimension with scalars and gravity,” *Phys. Rev. D* **62** (2000) 046008, [arXiv:hep-th/9909134](#).
- [51] C. Charmousis, R. Gregory, and V. A. Rubakov, “Wave function of the radion in a brane world,” *Phys. Rev. D* **62** (2000) 067505, [arXiv:hep-th/9912160](#).
- [52] Y. Ashida, Z. Gong, and M. Ueda, “Non-Hermitian physics,” *Adv. Phys.* **69** no. 3, (2021) 249–435, [arXiv:2006.01837 \[cond-mat.mes-hall\]](#).
- [53] P. Cox, T. Gherghetta, and M. D. Nguyen, “A Holographic Perspective on the Axion Quality Problem,” *JHEP* **01** (2020) 188, [arXiv:1911.09385 \[hep-ph\]](#).
- [54] Y. Nakai and M. Suzuki, “Axion Quality from Superconformal Dynamics,” *Phys. Lett. B* **816** (2021) 136239, [arXiv:2102.01329 \[hep-ph\]](#).
- [55] H. Cai, G. Cacciapaglia, and S. J. Lee, “Massive gravitons as FIMP dark matter candidates,” [arXiv:2107.14548 \[hep-ph\]](#).
- [56] H. Georgi and Y. Nakai, “Diphoton resonance from a new strong force,” *Phys. Rev. D* **94** no. 7, (2016) 075005, [arXiv:1606.05865 \[hep-ph\]](#).
- [57] P. Creminelli, A. Nicolis, and R. Rattazzi, “Holography and the electroweak phase transition,” *JHEP* **03** (2002) 051, [arXiv:hep-th/0107141](#).
- [58] **LIGO Scientific** Collaboration, J. Aasi *et al.*, “Advanced LIGO,” *Class. Quant. Grav.* **32** (2015) 074001, [arXiv:1411.4547 \[gr-qc\]](#).
- [59] L. Delle Rose, G. Panico, M. Redi, and A. Tesi, “Gravitational Waves from Supercool Axions,” *JHEP* **04** (2020) 025, [arXiv:1912.06139 \[hep-ph\]](#).
- [60] **TianQin** Collaboration, J. Luo *et al.*, “TianQin: a space-borne gravitational wave detector,” *Class. Quant. Grav.* **33** no. 3, (2016) 035010, [arXiv:1512.02076 \[astro-ph.IM\]](#).

- [61] W.-R. Hu and Y.-L. Wu, “The Taiji Program in Space for gravitational wave physics and the nature of gravity,” *Natl. Sci. Rev.* **4** no. 5, (2017) 685–686.
- [62] **eLISA** Collaboration, P. A. Seoane *et al.*, “The Gravitational Universe,” [arXiv:1305.5720 \[astro-ph.CO\]](#).
- [63] N. Seto, S. Kawamura, and T. Nakamura, “Possibility of direct measurement of the acceleration of the universe using 0.1-Hz band laser interferometer gravitational wave antenna in space,” *Phys. Rev. Lett.* **87** (2001) 221103, [arXiv:astro-ph/0108011](#).
- [64] G. M. Harry, P. Fritschel, D. A. Shaddock, W. Folkner, and E. S. Phinney, “Laser interferometry for the big bang observer,” *Class. Quant. Grav.* **23** (2006) 4887–4894. [Erratum: *Class.Quant.Grav.* 23, 7361 (2006)].
- [65] **NANOGrav** Collaboration, Z. Arzoumanian *et al.*, “The NANOGrav 12.5 yr Data Set: Search for an Isotropic Stochastic Gravitational-wave Background,” *Astrophys. J. Lett.* **905** no. 2, (2020) L34, [arXiv:2009.04496 \[astro-ph.HE\]](#).
- [66] Y. Nakai, M. Suzuki, F. Takahashi, and M. Yamada, “Gravitational Waves and Dark Radiation from Dark Phase Transition: Connecting NANOGrav Pulsar Timing Data and Hubble Tension,” *Phys. Lett. B* **816** (2021) 136238, [arXiv:2009.09754 \[astro-ph.CO\]](#).