

Logarithmic Extensions to Inflation Universality Classes

Eric V. Linder^{1,2}

¹*Berkeley Center for Cosmological Physics & Berkeley Lab,
University of California, Berkeley, CA 94720, USA*

²*Energetic Cosmos Laboratory, Nazarbayev University, Nur-Sultan 010000, Kazakhstan*
(Dated: January 22, 2022)

The values of, and connection between, the cosmological observables of the primordial power spectrum tilt n_s and the inflationary tensor to scalar ratio r are key guideposts to the physics of inflation. Universality classes can be defined for the tilt from the scale free value proportional to $1/N$, where N is the number of e-folds. We examine the consequences of a $\ln N$ next to leading order correction rather than an expansion in $1/N$, or introducing a new parameter. While nominally this can lower r for some too-high r simple inflation models (e.g. large field models), there is an interesting cancellation preventing such models from coming back into favor. On the other branch of the universality class, near Starobinsky inflation, r can be raised, making it easier to detect.

I. INTRODUCTION

Inflation – a period of cosmic acceleration in the very early and energetic universe – is on the brink of being tested in new detail through the detection of primordial gravitational waves. These tensor modes reveal the energy scale of inflation, and together with the scalar (density) perturbations give key indications of the inflationary physics. The tensor to scalar ratio r and the scalar power spectrum slope n_s form a parameter space with different classes of models lying in different regions of it.

A useful and intriguing approach is to explore universality classes rather than individual models of the inflationary potential or slow roll parameters. This has the philosophy that the scalar tilt $n_s - 1$ should be a function purely of the number of e-folds of inflation N , without additional scales entering.

Traditionally the ansatz has meant taking an expansion such that $n_s - 1 \sim 1/N$ plus higher order terms in powers of $1/N$. Here we keep the philosophy of N being the determining factor, but allow for $\ln N$ corrections to the leading order – still without introducing any other scale. We explore the effects of the next to leading order term, in particular on the n_s – r plane, and implications for experimental limits.

II. THE n_s – r RELATION

For slow roll inflation one has a hierarchy of derivatives of the scalar field potential, or Hubble parameter, and from these one can compute the observables of the scalar tilt $n_s - 1$ and tensor to scalar ratio r . While one can work within a specific model of the potential $V(\phi)$ or expansion $H(\phi)$, many classes of inflation theory exhibit a universality relation $n_s(N)$. One can start instead with that more model independent approach as the ansatz, as advocated early by [1–5] and many others since then. (But see [6] for the limitations of such an ansatz.)

The tensor to scalar ratio r is given by a differential equation under the slow roll assumption,

$$\frac{d \ln r}{dN} - \frac{r}{8} = n_s - 1. \quad (1)$$

The standard universality relation has

$$n_s - 1 = -\frac{\alpha}{N}, \quad (2)$$

where α is of order one, and with this we can solve Eq. (1) for r .

A. $\alpha = \text{constant}$

When α is constant, one has the well known solution

$$r = \frac{8(\alpha - 1)}{N + cN^\alpha}, \quad (3)$$

where c is a constant of integration. This gives two asymptotic branches, where $r \sim N^{-1}$ and where $r \sim N^{-\alpha}$. Since under slow roll $r = 16\epsilon$ and the slow roll parameter

$$\epsilon = -d \ln H / dN = \frac{1}{2} \left(\frac{dV/d\phi}{V} \right)^2, \quad (4)$$

then by converting N to ϕ ,

$$\phi = \int dN \sqrt{2\epsilon}, \quad (5)$$

one can see that the first case corresponds to

$$V(\phi) \sim \phi^{2(\alpha-1)}, \quad (6)$$

and the second case is

$$V(\phi) \sim \phi^{(2-2\alpha)/(2-\alpha)} \quad [\alpha \neq 2] \quad (7)$$

$$V(\phi) \sim \left(1 - e^{-\phi\sqrt{2/c}} \right) \quad [\alpha = 2], \quad (8)$$

(rolling off the nearly flat plateau at large ϕ in the $\alpha = 2$ case).

B. Logarithmic running of α

However, α generally gets terms beyond the leading order constant term. For $\alpha(N)$, Eq. (1) can be solved to give [5]

$$\frac{r}{8} = \left[-e^{\int (dN'/N') \alpha(N')} \int dN' e^{-\int (dN''/N'') \alpha(N'')} + c e^{\int (dN'/N') \alpha(N')} \right]^{-1}, \quad (9)$$

where c is again an integration constant and the integrals are evaluated up to a N e-folds.

The point of universality is to not introduce any time dependence or scale other than the e-fold scale N . Thus we expect that higher order terms inducing a variation of $\alpha(N)$ should be in some series expansion in N with coefficients of order one. The natural ansatz is $\alpha(N) = \alpha_0 + \alpha_1/N + \alpha_2/N^2 + \dots$. This has been studied for many cases and arises from, for example, hilltop inflation [2].

One could also consider $\ln N$ effects, and indeed Starobinsky inflation [7] has $\alpha(N) = 2 - 3 \ln N/N$. Since $\ln N/N > 1/N$ then we expect this correction to play a larger role in altering the relation in the n_s - r plane than a simple $1/N$ next to leading order term. However, there is potentially an even larger next to leading order term: $1/\ln N > \ln N/N$. This is the term we consider in this paper:

$$\alpha(N) = \alpha_0 + \frac{\alpha_1}{(\ln N)^s}, \quad (10)$$

where the next to leading order term is suppressed by $(\ln N)^s$.

Using Eq. (9) this gives, for $s \neq 1$,

$$\frac{r}{8} = \left[-N^{\alpha_0} e^{[\alpha_1/(1-s)](\ln N)^{1-s}} \int dN N^{-\alpha_0} e^{-[\alpha_1/(1-s)](\ln N)^{1-s}} + c N^{\alpha_0} e^{[\alpha_1/(1-s)](\ln N)^{1-s}} \right]^{-1}. \quad (11)$$

The $s = 1$ case is simpler, with

$$\frac{r}{8} = \left[-N^{\alpha_0} (\ln N)^{\alpha_1} \int dN N^{-\alpha_0} (\ln N)^{-\alpha_1} + c N^{\alpha_0} (\ln N)^{\alpha_1} \right]^{-1}. \quad (12)$$

For simplicity, we consider two analytic cases: Case A with $s = 1$ and $\alpha_1 = -1$, and Case B with arbitrary s and $\alpha_0 = 1$.

Case A yields

$$\frac{r}{8} = \left[\frac{N}{(\alpha_0 - 1)} + \frac{N}{(\alpha_0 - 1)^2 \ln N} + \frac{c N^{\alpha_0}}{\ln N} \right]^{-1}. \quad (13)$$

This is interesting: the first branch gains an extra (positive) term in the denominator, lowering r for a given α_0 , while the second branch has a $\ln N$ suppression, raising r .

Figure 1 shows the behavior in the n_s - r plane for the standard relation (leading order term only), and for Case A with the next to leading order $1/\ln N$ term, i.e. Eq. (13). In the region of greatest interest, $0.96 \lesssim n_s \lesssim 0.97$, the second branch dominates for $c \sim 1$ (here we took $c = 1$). Indeed the next to leading order term enhances the value of r for a given n_s , making inflationary gravitational waves easier to detect.

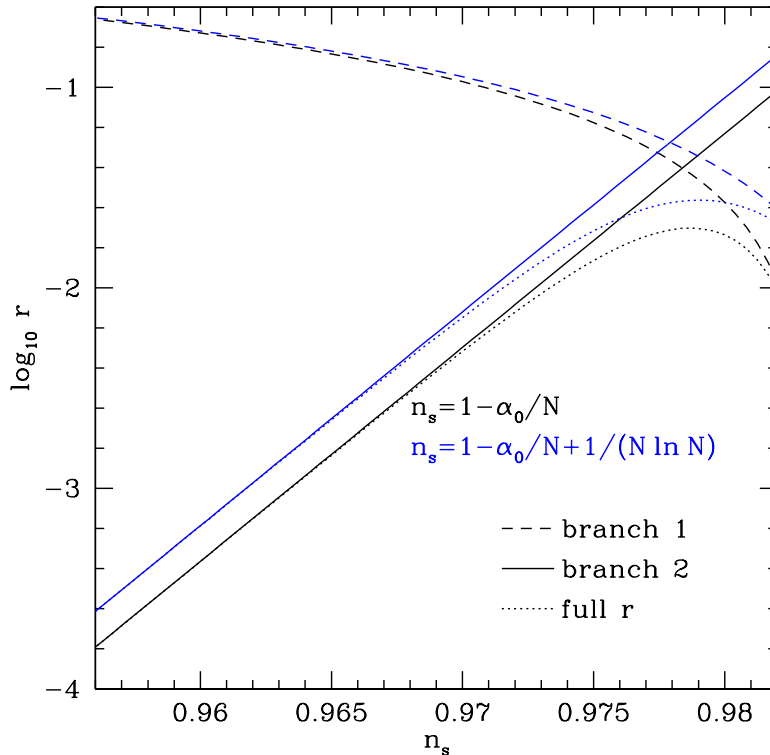


FIG. 1. Relation between r and n_s for inflation models following the standard leading order ansatz (black) or including a next to leading order $1/\ln N$ term (blue; Case A: $s = 1$, $\alpha_1 = -1$). Asymptotic branches due to the two terms are shown, dashed and solid (with $c = 1$) respectively, while the dotted curves give the full sum. Curves are shown for $N = 60$ and α_0 runs from 3 to 1.05, from slightly off the left side to slightly off the right side.

The next to leading order term gives a multiplicative enhancement of r on the second branch by a factor $\ln N \approx 4$ (we show results for $N = 60$) for fixed α_0 . However, it shifts n_s as well, so the vertical and horizon displacements combine to give a smaller gain in r , by $(\ln N)/e \sim 1.5$. Since the first branch has shallower slope, the horizontal shift actually erases the expected lowering of r , giving a slight enhancement. In any case, this region of relatively high r is disfavored by data, especially after the new BICEP/KECK results, $r < 0.036$ at 95% confidence level [8].

To clarify the shift induced in r we plot the r - α_0 plane for Case A in Fig. 2; this gives a purer picture of r but note that a given value of α_0 will have differing values of n_s between the curves using leading order alone and those including the next to leading order. The factor of four enhancement for the second branch and the reduction by a factor $1 + 1/[(\alpha_0 - 1) \ln N]$ for the first branch are clear.

Turning to Case B, with arbitrary s but $\alpha_0 = 1$, gives

$$\frac{r}{8} = \left[\frac{N(\ln N)^s}{\alpha_1} + cN e^{[\alpha_1/(1-s)](\ln N)^{1-s}} \right]^{-1}, \quad (14)$$

or when $s = 1$,

$$\frac{r}{8} = \left[\frac{N \ln N}{(\alpha_1 - 1)} + cN (\ln N)^{\alpha_1} \right]^{-1}. \quad (15)$$

For integer $s > 1$, we find n_s too high to be viable, and a low r , so the $s = 1$ case is most relevant, with a large enough α_1 to give a viable $n_s - 1 = -1/N - \alpha_1/(N \ln N)$.

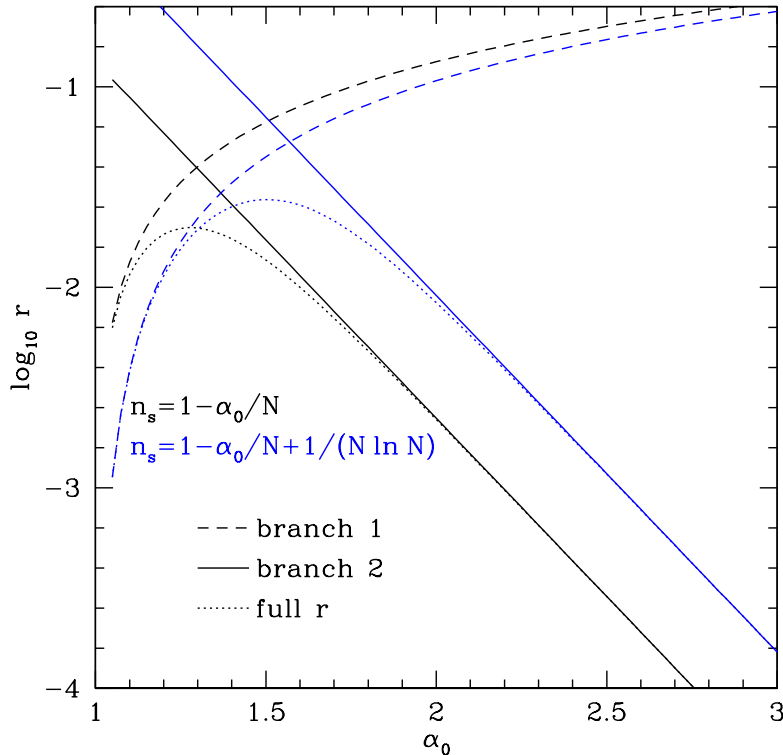


FIG. 2. As Fig. 1 for Case A but now in the r - α_0 plane, so n_s runs along the curves. Values $\alpha_0 \approx 2$ give $n_s \approx 0.96$ – 0.97 .

Figure 3 shows the results for Case B ranging over $\alpha_1 = 1.05$ – 5 . Again the second branch is the dominant one for viably small r . In fact, the constraint on n_s forces smaller r than in the previous models, with $n_s = 0.970$ (0.973) having $\alpha_1 = 3.2$ (2.5) and $r = 1.4 \times 10^{-3}$ (3.6×10^{-3}).

III. CONCLUSIONS

The ansatz $n_s - 1 \sim 1/N$ is an attractive quasi model independent, or universality class, approach to inflation. It has the virtue that no scale enters different from order one other than the number of e-folds of inflation. Beyond leading order terms that also depend only on N have the same property. Here we examined the largest possible next to leading order term, $1/\ln N$.

Logarithmic terms in the expansion also appear, though in a different form, in well known inflation theories such as Starobinsky inflation. Here we explore what impact this larger correction can have on the power spectrum tilt n_s and tensor to scalar ratio r . Equation (10) gives our basic ansatz, and Eqs. (13) and (15) the solutions of most interest. For viable values of n_s and r , the second branch is most relevant, and we find that for Case A the next to leading order term can make inflationary gravitational waves more detectable by increasing r by a factor ~ 1.5 for a given measured value of n_s .

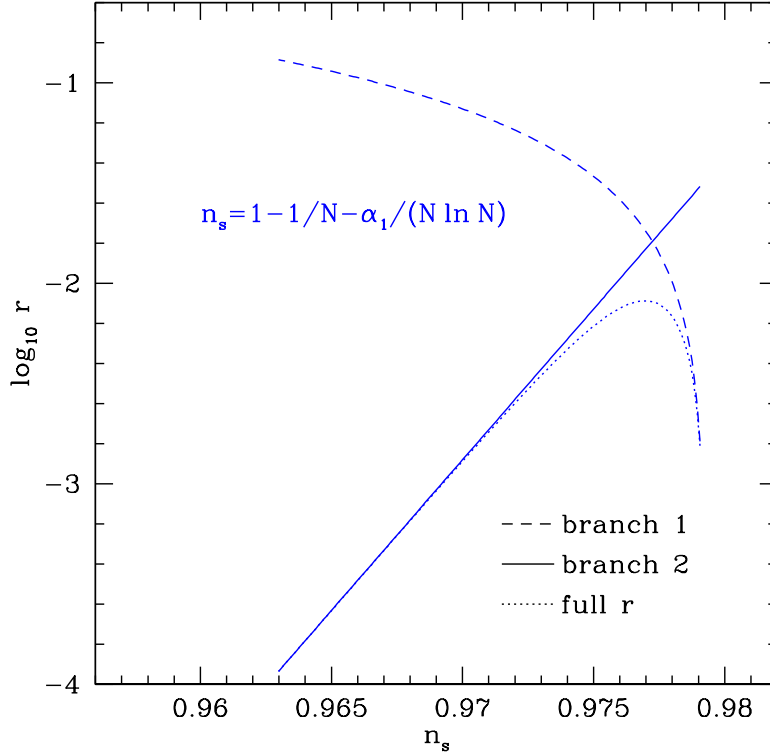


FIG. 3. As Fig. 1 but now with α_1 free and fixing $\alpha_0 = 1$ to get a simple solution. Curves run over $\alpha_1 = 1.05$ (right endpoints) to 5 (left endpoints).

ACKNOWLEDGMENTS

This work is supported in part by the Energetic Cosmos Laboratory and by the U.S. Department of Energy, Office of Science, Office of High Energy Physics, under contract no. DE-AC02-05CH11231.

-
- [1] V. Mukhanov, Quantum Cosmological Perturbations: Predictions and Observations, Eur. Phys. J. C 73, 2486 (2013) [[arXiv:1303.3925](#)]
 - [2] D. Roest, Universality classes of inflation, JCAP 1401, 007 (2014) [[arXiv:1309.1285](#)]
 - [3] J. Garcia-Bellido, D. Roest, The large-N running of the spectral index of inflation, Phys. Rev. D 89, 103527 (2014) [[arXiv:1402.2059](#)]
 - [4] L. Boubekur, E. Giusarma, O. Mena, H. Ramírez, Phenomenological approaches of inflation and their equivalence, Phys. Rev. D 91, 083006 (2015) [[arXiv:1411.7237](#)]
 - [5] P. Creminelli, S. Dubovsky, D. López Nacir, M. Simonović, G. Trevisan, G. Villadoro, M. Zaldarriaga, Implications of the scalar tilt for the tensor-to-scalar ratio, Phys. Rev. D 92, 123528 (2015) [[arXiv:1412.0678](#)]
 - [6] J. Martin, C. Ringeval, V. Vennin, Shortcomings of New Parametrizations of Inflation, Phys. Rev. D 94, 123521 (2016) [[arXiv:1609.04739](#)]
 - [7] A.A. Starobinsky, A new type of isotropic cosmological models without singularity, Phys. Lett. B 91, 99 (1980)
 - [8] BICEP/Keck Collaboration, BICEP/Keck XIII: Improved Constraints on Primordial Gravitational Waves using Planck, WMAP, and BICEP/Keck Observations through the 2018 Observing Season, Phys. Rev. Lett. 127, 151301 (2021) [[arXiv:2110.00483](#)]