

Self-Annotated Training for Controllable Image Captioning

Zhangzi Zhu, Tianlei Wang, and Hong Qu
University of Electronic Science and Technology of China

202021080414@std.uestc.edu.cn

Abstract

The Controllable Image Captioning (CIC) task aims to generate captions conditioned on designated control signals. Several structure-related control signals are proposed to control the semantic structure of sentences, such as sentence length and Part-of-Speech tag sequences. However, due to the fact that the accuracy-based reward focuses mainly on contents rather than semantic structures, existing reinforcement training methods are not applicable to structure-related CIC models. The lack of reinforcement training leads to exposure bias and the inconsistency between the optimizing function and evaluation metrics. In this paper, we propose a novel reinforcement training method for structure-related control signals: Self-Annotated Training (SAT), to improve both the accuracy and controllability of CIC models. In SAT, a recursive annotation mechanism (RAM) is designed to force the input control signal to match the actual output sentence. Moreover, we propose an extra alignment reward to finetune the CIC model trained after SAT method, which further enhances the controllability of models. On the MSCOCO benchmark, we conduct extensive experiments on different structure-related control signals and on different baseline models, the results of which demonstrate the effectiveness and generalizability of our methods.

1 Introduction

Image captioning, which belongs to the intersection of computer vision and natural language processing, is an important part of applying artificial intelligence to many life scenes. The generated texts can be used for the image search task and visually impaired people assistance. Captioning generation is a particularly challenging task which requires models not only to recognize salient objects, attributes and relationships in an image, but also to describe various information through fluent natural language. Thanks to the proposal of encoder-decoder framework (Vinyals et al. 2015) and attention mechanism (Xu et al. 2015), current captioning models (Pan et al. 2020; Luo et al. 2021; Ji et al. 2020; Song et al. 2020) have already outperformed humans in several accuracy-based evaluation metrics.

In recent years, many efforts (Chen et al. 2021; Cornia, Baraldi, and Cucchiara 2020; Chen et al. 2020; Deng et al.

Copyright © 2022, Association for the Advancement of Artificial Intelligence (www.aaai.org). All rights reserved.


		GT: an elephant walking through the weeds in the forest. control signal: length = 9	
method	captions	acc.	con.
XE	an elephant is walking through a field of grass.	×	✓
RL	an elephant walking through a forest with trees in it.	✓	×
SAT	an elephant walking through the grass in the forest.	✓	✓

Table 1: In the task of sentence length, we show the comparisons of structure-related CIC models trained with (a) cross-entropy training (XE), (b) conventional reinforcement training (RL), and (c) our self-annotated training (SAT). As we can see, only the model trained with our SAT method achieves both high accuracy and controllability.

2020) have been made to endow captioning models with human-like controllability, called Controllable Image Captioning (CIC). They introduce various control signals into CIC. As classified in (Chen et al. 2021), control signals can be roughly divided into two categories: 1) *Content-related*: the control signal is related to the contents of images, such as guiding objects (Zheng, Li, and Wang 2019), image regions (Cornia, Baraldi, and Cucchiara 2020), abstract scene graphs (Chen et al. 2020) and verb-specific semantic roles (Chen et al. 2021). 2) *Structure-related*: the control signal is related to the semantic structures of sentences, including sentence length (Deng et al. 2020) and Part-of-Speech (POS) tags (Deshpande et al. 2019). Trained with cross-entropy loss, existing CIC models have achieved satisfactory performance in terms of controllability.

Nevertheless, current structure-related CIC works are unable to combine with reinforcement training methods (Renzie et al. 2016; Gao et al. 2019), which prevents models from generating more accurate sentences. It has been proved that models trained only with cross-entropy loss suffer from

exposure bias (Ranzato et al. 2015), since in the training stage, the word at each time step is generated conditioned on ground truth words while in the testing stage, the word is generated based on previously predicted words of the model. Besides, the inconsistency between the cross entropy loss in the training stage and non-differentiable evaluation metrics in the testing stage also leads to unsatisfactory results. Therefore, reinforcement training, which can solve the above problems, is crucial for structure-related CIC models.

For content-related CIC tasks, only the models in (Cornia, Baraldi, and Cucchiara 2020; Chen et al. 2021) are trained with REINFORCE algorithm, where control signals aligned with ground truth captions are used as inputs. Under the guidance of these content-related control signals, the content of the generated sentence is trained to approach the ground truth caption, so that CIC models are able to learn content-related controllability. However, this method can only be applied to content-related control signals since the reward in reinforcement learning is designed to measure the content similarity between two sentences. For structure-related control signals, the reward makes the generated sentence approach the ground truth sentence in contents rather than semantic structures. Therefore, CIC models fail to learn structure-related controllability with ground truth annotations during conventional reinforcement training (Fig. 1).

In this paper, we propose a novel reinforcement training method, *Self-Annotated Training* (SAT), for structure-related control signals. The main difference between our SAT and the method in (Cornia, Baraldi, and Cucchiara 2020) is the source of input control signals. During reinforcement training, control signals in (Cornia, Baraldi, and Cucchiara 2020) come from ground truth captions, while ours are from generated sentences of CIC models. For this purpose, we design a recursive annotation mechanism (RAM) which forces the input control signal to match the actual output sentence. Moreover, we propose an extra alignment reward to finetune the CIC model trained after SAT method. Under the extra supervision of the alignment reward, the controllability of the CIC model is further enhanced. Experiments on MSCOCO dataset (Lin et al. 2014) demonstrate that SAT can effectively improve the accuracy and controllability of captioning models controlled by structure-related signals. Besides, we conduct quantitative experiments on different structure-related control signals and on different baseline models, which show the generalizability of our SAT method.

In summary, we mainly make the following contributions in this paper:

- We propose a novel reinforcement training method for structure-related CIC: *Self-Annotated Training* (SAT), which can be easily incorporated into existing captioning models to make them generate more accurate and controllable sentences. To the best of our knowledge, SAT is the first reinforcement training method for structure-related CIC models.
- We propose an extra alignment reward to finetune the CIC model trained after SAT method. Under the extra supervision of the alignment reward, the controllability

of the CIC model is further improved.

- We perform extensive experiments on different structure-related control signals and on different baseline models, which demonstrate the effectiveness and generalizability of our methods.

2 Related Work

2.1 Image Captioning

Existing captioning models follow an encoder-decoder framework which is first introduced to image captioning tasks by (Vinyals et al. 2015). In (Xu et al. 2015; Huang et al. 2019), attention mechanism is used to select the target area of interest that needs special attention at each time step. To enhance the diversity, GAN-based methods (Dognin et al. 2019; Dai et al. 2017; Chen et al. 2018) are introduced in image captioning. Models proposed in (Zheng, Li, and Wang 2019; Ge et al. 2019) change the order of the sentence generation, starting from the middle or the end of sentences. Two-step networks are designed in (Song et al. 2020; Guo et al. 2019) to generate refined captions from raw information. In (Yang et al. 2018; Chen et al. 2020; Shi et al. 2020), scene graphs are employed to further explore the objects, attributes and relationships in the image, which improve the overall performance of captioning models. In order to solve the long-term dependency problem in the previous LSTM architectures, Transformer-based models (Luo et al. 2021; Cornia et al. 2020; Guo et al. 2020; Li et al. 2019) using multi-head self- and encoder-decoder attention mechanisms are explored. Regarding the training strategy, reinforcement learning methods (Rennie et al. 2016; Gao et al. 2019) are proposed to optimize non-differentiable metrics, solving the problem of exposure bias. In this paper, we expand the scope of application of reinforcement training from conventional captioning tasks to CIC tasks. With our self-annotated training, the accuracy and controllability of CIC models are further improved.

2.2 Controllable Image Captioning

In addition to the conventional captioning task, another related route is to generate controllable captions, which is called controllable image captioning (CIC). CIC models aim to generate captions conditioned on designed control signals. As classified in (Chen et al. 2021), control signals can be roughly divided into two categories: 1) *Content-related*: the control signal is related to the contents of images. Models in (Zheng, Li, and Wang 2019) generate sentences starting from a guiding object in order to contain the given word. Models in (Cornia, Baraldi, and Cucchiara 2020) describe images conditioned on a given sequence or set of image regions to control which objects are described and their orders. In (Chen et al. 2020), Abstract Scene Graphs (ASG) are taken as the control signal to control sentences at a more fine-grained level. (Chen et al. 2021) proposes a new control signal, Verb-specific Semantic Roles (VSR), which meets both event-compatible and sample-suitable requirements. 2) *Structure-related*: the control signal is related to the semantic structures of sentences. To explore length-aware image captioning models, sentence length is studied in (Deng et al.

2020; Luo and Shakhnarovich 2020) as the signal of “length level”. Models in (Deshpande et al. 2019) employ signals of Part-of-Speech (POS) tag sequences to make generated sentences diverse. However, existing reinforcement training methods are not applicable to structure-related CIC models above. In this work, we propose the SAT method, the first reinforcement training method for structure-related signals, to achieve high accuracy and controllability of models.

3 Preliminaries

3.1 Embedding Method

β_{len}	length	β_{ten}	tense
0	≤ 8	5	no v
1	$= 9$	6	be + v
2	$= 10$	7	v-ing
3	$= 11$	8	v
4	≥ 12	9	v-ed

Table 2: Specific settings of control levels for sentence length and tense.

In this work, we conduct experiments on structure-related control signals of sentence attributes, including sentence length and tense. For each caption, we divide it into a length level β_{len} and a tense level β_{ten} according to its attribute. The specific settings of control levels for sentence length and tense are shown in Table 2. We try to make the number of samples at each level evenly distributed.

Take the task of controlling the sentence length and tense simultaneously as an example. Given an input caption $Y = \{y_1, y_2, \dots, y_T\}$, we first obtain the control signal $\beta = \{\beta_{len}, \beta_{ten}\}$ according to the attribute of Y . For each element in β , an embedding matrix $W \in \mathbb{R}^{k \times d}$ (k is the number of levels in Table 2 and d is the embedding dimension) is employed to embed it to a d -dimensional vector space:

$$\begin{aligned} e_{len} &= W^T \Pi_{len}, \\ e_{ten} &= W^T \Pi_{ten}, \end{aligned} \quad (1)$$

where Π_{len} and Π_{ten} are the one-hot representations of β_{len} and β_{ten} respectively. After obtaining the length level embedding e_{len} and the tense level embedding e_{ten} , we calculate the control level embedding e_β as (remove another part when only one element is desired to be controlled):

$$e_\beta = e_{len} + e_{ten}. \quad (2)$$

Then, each word y_i in caption Y is represented by adding the control level embedding e_β with word embedding e_{y_i} and, optionally (for Transformer-based (Vaswani et al. 2017) decoder), positional embedding e_{p_i} :

$$x_i = e_\beta + e_{y_i} + e_{p_i}. \quad (3)$$

Finally, x_i replaces original word embedding as the input of the decoder of captioning models. By integrating the control signal information into the word embedding, CIC models naturally associate the input control signal with the output sentence, thus learning the meaning of the control signal.

3.2 Training Strategy

Cross Entropy Training (XE) Given an image I , a target ground truth sequence $y_{1:T}^*$, the paired control signal β and the captioning model with parameters θ , we minimize the following cross-entropy loss:

$$L_{XE}(\theta) = - \sum_{t=1}^T \log(p_\theta(y_t^* | y_{1:t-1}^*, I, \beta)), \quad (4)$$

where β depends on the attribute of the ground truth sequence.

CIDEr Score Optimization (RL) After pretrained with cross-entropy loss, CIC models are further trained by REINFORCE algorithm. The training process is to minimize the negative expected reward:

$$L_{RL}(\theta) = -\mathbb{E}_{y_{1:T} \sim p_\theta} [r(y_{1:T})], \quad (5)$$

where the reward $r(\cdot)$ is calculated according to the score of the evaluation metric (e.g. CIDEr (Vedantam, Zitnick, and Parikh 2015)). As in (Rennie et al. 2016), the gradient can be approximated as:

$$\nabla_\theta L_{RL}(\theta) \approx -\frac{1}{k} \sum_{i=1}^k (r(Y_i^s) - b) \nabla_\theta \log(p_\theta(Y_i^s | I, \beta_i)), \quad (6)$$

where Y_i^s represents the i -th sampled caption and $b = (\sum_i r(Y_i^s))/k$ is the baseline, computed as the mean of the rewards obtained by the sampled captions. In this stage, the input control signal β_i is calculated from the attribute of the i -th ground truth caption aligned with image I .

4 Method

In this section, we first elaborate on the specific process of Self-Annotated Training (SAT) in Section 4.1. Then, we introduce how to finetune the CIC model after SAT in Section 4.2.

4.1 Self-Annotated Training (SAT)

By reviewing the cross-entropy training method, we can find that the main reason why models learn controllability well is the consistency of inputs and outputs, that is, the input control signal can match the output sentence of the model (during cross-entropy training output sentences of models are ground truth captions). In this case, CIC models are able to naturally associate the input control signal with the output sentence, thus learning the meaning of the control signal. Therefore, during reinforcement training, control signals should be aligned with actual output sentences which are generated by sample methods rather than ground truth captions. However, output sentences generated by sample methods require control signals as the input. The control signals, in turn, are calculated based on output sentences. They are prerequisites to each other, which brings great obstacles to the actual operation. Therefore, how to design an algorithm to solve the above problem is crucial.

Figure 1 (a) gives an overview of our proposed SAT method. Its central idea is that the control signal is from

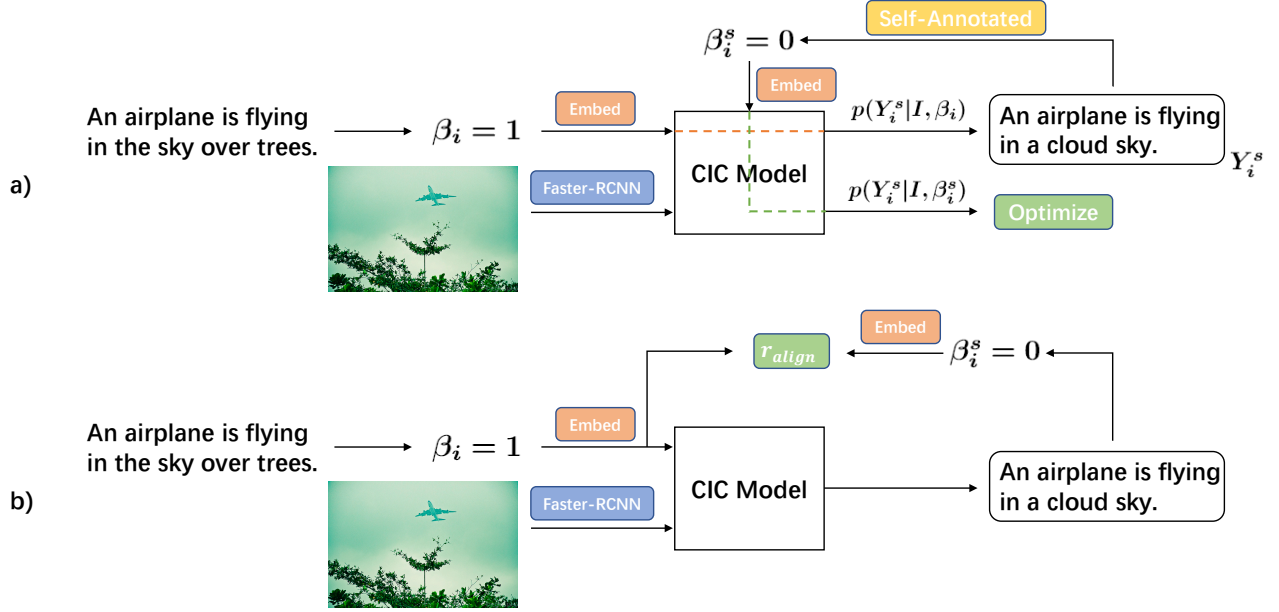


Figure 1: Overview of our (a) self-annotated training, (b) finetuning method, in the task of sentence length.

actual sampled sentences rather than ground truth captions. Given an image I and its k paired ground truth captions $G = \{G_1, G_2, \dots, G_k\}$, for each ground truth G_i , we first calculate the control signal β_i for caption G_i according to its attribute. Then, a single Monte-Carlo sample is used to generate a sampled sentence Y_i^s and its corresponding distribution $p(Y_i^s | I, \beta_i)$ conditioned on both the input image I and the control signal β_i . It is worth noting that the attribute of Y_i^s is not necessarily consistent with the control signal β_i due to the limited capability of the CIC model. Therefore, using Eq. (6) directly for reinforcement training will fail to improve the controllability of the model since the fact that accuracy-based reward only evaluates the content similarity instead of structure-related consistency.

In order to force the input control signal to match the output sampled sentence, a recursive annotation mechanism (RAM) is designed. After obtaining the sampled sentence Y_i^s , we compute the control signal β_i^s for Y_i^s . Then, the model regards Y_i^s as the target caption and predicts output distributions $p(Y_i^s | I, \beta_i^s)$ conditioned on I and β_i^s , the process of which is the same as that in cross-entropy training. In this case, the input control signal β_i^s is forced to match the output sampled sentence Y_i^s . Therefore, when the sampled sentence Y_i^s which returns higher reward than baseline is encouraged to generate, the controllability of the CIC model is also enhanced. It should be noted that due to the existence of dropout, $p(Y_i^s | I, \beta_i)$ is probably different from $p(Y_i^s | I, \beta_i^s)$ even when β_i and β_i^s are the same. In this situation, we tend to retain the actual sampled output distribution $p(Y_i^s | I, \beta_i)$ instead of $p(Y_i^s | I, \beta_i^s)$, since considering the negative impact of exposure bias. The final output distri-

bution $p'(Y_i^s | I, \beta_i^s)$ is updated as:

$$p'(Y_i^s | I, \beta_i^s) = \begin{cases} p(Y_i^s | I, \beta_i), & \beta_i = \beta_i^s \\ p(Y_i^s | I, \beta_i^s), & \beta_i \neq \beta_i^s. \end{cases} \quad (7)$$

After that, the CIDEr reward is calculated between Y_i^s and all ground truth captions paired with image I , and finally sent into Eq. (6) with $p'(Y_i^s | I, \beta_i^s)$.

In fact, we find that samples resulting in lower rewards than baseline make the training process unstable. The reason for this phenomenon is that suppressing the output probability of sentences which are not sampled by the model itself leads to instability in the training process. Therefore, we discard the optimization of these sentences and change Eq. (6) to:

$$\nabla_{\theta} L_{RL}(\theta) = -\frac{1}{k} \sum_{i=1}^k [r(Y_i^s) - b]_+ \nabla_{\theta} \log(p'_{\theta}(Y_i^s | I, \beta_i^s)), \quad (8)$$

where $[x]_+ = \max(x, 0)$. Algorithm 1 summarizes the entire process.

4.2 Finetuning

After the CIC model converges with self-annotated training, we propose a finetuning method to further improve the controllability of the model. Our work is inspired by the extra reward proposed in (Cornia, Baraldi, and Cucchiara 2020). It is designed to evaluate the alignment with respect to the input control signal, thus enhancing the controllability of the model. However, the extra reward is so tailored for the specific task that it is difficult to imitate the construction of it on other tasks.

In this paper, we propose a general construction of reward for structure-related controllability (Figure 1 (b)). Following

Algorithm 1: Training Procedure of SAT Method

Input: given an image I , paired ground truth captions $G = \{G_1, G_2, \dots, G_k\}$

Output: controllable captioner C

```
1: for epoch in  $[M, N)$  do
2:   for each ground truth caption  $G_i$  do
3:     Calculate the control signal  $\beta_i$  based on  $G_i$ .
4:     Use a single Monte-Carlo sample to generate a caption  $Y_i^s = C(I, \beta_i)$  and its corresponding distribution  $p(Y_i^s|I, \beta_i)$ .
5:     Calculate the control signal  $\beta_i^s$  based on  $Y_i^s$ .
6:     Generate the output distribution  $p(Y_i^s|I, \beta_i^s)$ .
7:     Change the output distribution  $p(Y_i^s|I, \beta_i^s)$  to  $p'(Y_i^s|I, \beta_i^s)$  as in Eq. (7).
8:     Calculate reward  $r(Y_i^s)$  based on  $Y_i^s$  and  $G$ .
9:   end for
10:  Optimize  $C$  with Eq. (8).
11: end for
```

the mathematics notation in Section 4.1, β_i and β_i^s are given from steps 2 to 5 of Algorithm 1. We first compute their embedding vectors $e_i = \{e_{len}, e_{ten}\}$ and $e_i^s = \{e_{len}^s, e_{ten}^s\}$ as in Eq. (1). Then, the extra reward, which evaluates the alignment between the input control signal β_i and the attribute β_i^s of the output sentence, is formulated as the form of Euclidean distance:

$$r_{align} = -\frac{\|e_{len} - e_{len}^s\|_2 + \|e_{ten} - e_{ten}^s\|_2}{2\sqrt{d}}, \quad (9)$$

where d is the embedding dimension. The final reward $r(Y_i^s)$ is a weighted sum of CIDEr score and the alignment score:

$$r(Y_i^s) = r_{cider} + \lambda r_{align}, \quad (10)$$

where λ is a trade-off parameter to balance the contributions between accuracy and controllability. In the finetuning stage, the CIC model is optimized by conventional reinforcement training with Eq. (6) instead of SAT method. The generalizability of our finetuning method comes from that as long as control signals can be encoded into vectors, our method is able to evaluate the alignment reward. Under the extra supervision of the alignment reward, the controllability of CIC models is improved.

5 Experiments

5.1 Datasets and Evaluation Metrics

We use the MSCOCO 2014 captions dataset (Lin et al. 2014) to evaluate our proposed methods. MSCOCO dataset includes 164,062 images labeled with 5 captions each. Following the Karpathy data split (Karpathy and Fei-Fei 2016) which has been widely used in prior work, we choose 113,287 for training, 5,000 images for validation and 5,000 images for test. We measure the caption quality by using five evaluation metrics, including BLEU (Papineni et al. 2002), ROUGE-L (Lin 2004), METEOR (Denkowski and Lavie 2014), CIDEr (Vedantam, Zitnick, and Parikh 2015) and SPICE (Anderson et al. 2016). Following the approach

in (Chen et al. 2021), we adopt a new metric Control Precision (CP) to measure the alignment with the input control signal.

5.2 Implementation Details

We choose AoANet (Huang et al. 2019) as our baseline model and follow (Huang et al. 2019) to set its hyperparameters. Specifically, we extract image features by employing Faster-RCNN (Ren et al. 2015) pretrained on Visual Genome (Krishna et al. 2017), thus obtaining a 2048-dimensional feature vector for each region. The input word embedding size and the hidden state size are all set to 1024. We adopt Adam optimizer to minimize the cross-entropy loss for 30 epochs, and then use self-annotated training with a fixed learning rate of 5×10^{-6} for another 20 epochs. After that, AoANet is further trained with the finetuning method for 5 epochs. The batch size is set to 10 and the beam size is set to 2. The trade-off coefficient λ in Eq. (10) is set to 1.

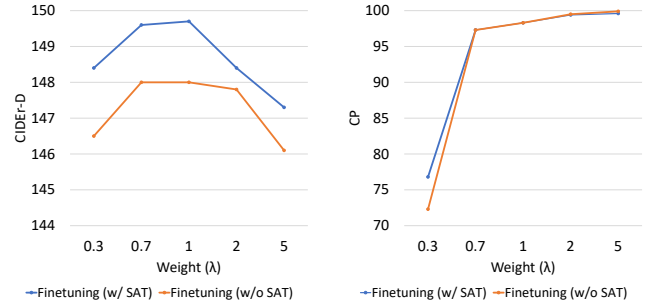


Figure 2: Performances evaluation of our finetuning method with different trade-off coefficients λ . The left one shows the CIDEr-D score while the right one shows the control precision.

5.3 Quantitative Analysis

By reviewing the previous works for CIC tasks, we find that content-related works (Cornia, Baraldi, and Cucchiara 2020; Chen et al. 2020, 2021) prefer to use “1 caption to 1 ground truth” to test the results of CIC models. “1 caption to 1 ground truth” means the accuracy-based metrics are calculated between the generated sentence and the single ground truth caption which provides the control signal. By contrast, structure-related works (Deshpande et al. 2019; Deng et al. 2020) prefer to adopt “1 caption to 5 ground truth”, which means the accuracy-based metrics are calculated between the generated sentence and all ground truth captions aligned with the image. On the surface, “1 caption to 1 ground truth” pays more attention to controllability while “1 caption to 5 ground truth” pays more attention to accuracy. In order to fully demonstrate the performance of our method, we show the results in both situations. Note that in the following sections except Section 5.3, the symbol “SAT” represents the whole process of SAT + Finetuning.

Ablative Analysis. To examine the impact of our proposed SAT method and finetuning method, we choose

Training strategy			1 caption to 1 ground truth						1 caption to 5 ground truth						con.
XE/RL	SAT	Finetune	B-1	B-4	M	R	C	S	B-1	B-4	M	R	C	S	CP
XE	×	×	45.3	15.9	19.7	41.8	147.6	28.2	74.5	33.8	27.9	56.1	111.3	21.3	97.6
RL	×	×	39.6	14.2	18.6	42.0	140.7	28.0	74.0	36.1	27.0	57.0	116.4	20.6	28.7
RL	×	✓	45.8	15.2	19.8	42.1	148.0	28.4	76.8	34.7	28.2	56.9	120.3	21.8	98.3
RL	✓	×	45.9	15.6	19.9	42.2	150.4	28.6	77.0	35.0	28.3	57.0	120.5	21.8	97.7
RL	✓	✓	45.9	15.4	19.9	42.2	149.7	28.7	77.4	35.0	28.3	57.1	121.9	22.0	98.3

Table 3: Ablation study on AoNet baseline model in the task of controlling sentence length and tense simultaneously, where B-1, B-4, M, R, C, S, CP and con. represent BLEU1, BLEU4, METEOR, ROUGE-L, CIDEr-D, SPICE, Control Precision and controllability respectively. All values are reported as percentage (%).

Task		Training	1 caption to 1 ground truth						1 caption to 5 ground truth						con.
Length	Tense	Method	B-1	B-4	M	R	C	S	B-1	B-4	M	R	C	S	CP
✓	×	XE	42.3	12.6	18.5	38.8	122.1	26.3	74.8	34.2	28.2	56.5	113.1	21.5	99.9
		SAT	43.5	12.8	19.0	39.8	129.1	26.9	77.7	36.1	28.7	57.4	124.2	22.1	99.9
×	✓	XE	42.7	14.8	19.1	41.2	139.1	28.4	77.7	36.5	27.9	57.0	116.1	21.2	98.2
		SAT	44.4	15.2	19.7	42.3	145.1	29.1	80.1	38.0	28.8	58.5	125.7	22.6	98.8
✓	✓	XE	45.3	15.9	19.7	41.8	147.6	28.2	74.5	33.8	27.9	56.1	111.3	21.3	97.6
		SAT	45.9	15.4	19.9	42.2	149.7	28.7	77.4	35.0	28.3	57.1	121.9	22.0	98.3

Table 4: Evaluation of AoNet w/ or w/o our SAT method in different tasks.

AoNet (Huang et al. 2019) as our baseline model and conduct ablation studies in the task of controlling the sentence length and tense simultaneously. The total training epochs of all RL-based methods are set to be the same. It should be noted that the CIDEr-D score contains the term of length penalty, which plays a similar role of our alignment reward. In order to better show the ability of our methods, we remove this item when calculating the CIDEr-D reward during RL-based training. After all, the length penalty is not applicable to other structure-related tasks and cannot be relied on all the time, but both our methods are.

From the Table 3 we can observe that: 1) Trained with the RL method which is adopted in (Cornia, Baraldi, and Cucchiara 2020) instead of our SAT or finetuning method, the performance of CIC models is far from satisfactory in terms of controllability. Although the reward is calculated only in relation to the ground truth caption that provides the control signal, the model fails to associate the input control signal with the true meaning of structure-related attributes, obtaining only 28.7 % control precision. Improving the accuracy-based metrics under condition of “ 1 caption to 5 ground truth ” and falling in terms of controllability prove our point: the reward of conventional RL method focuses more on contents instead of semantic structures. 2) The introduction of SAT or finetuning method brings an improvement both in accuracy and controllability. Specifically, SAT method boosts the CIDEr-D score from 147.6 / 111.3 to 150.4 / 120.5 in two evaluation conditions respectively, and slightly improves the control precision. Based on the reinforcement training which enhances the accuracy of CIC models, our finetuning method improves the control precision from 97.6 % to 98.3% by introducing an extra alignment reward. 3) When the two methods are combined together, the CIC model achieves both high accuracy (from

147.6 to 149.7 and 111.3 to 121.9 CIDEr-D score in “ 1 caption to 1 ground truth ” and “ 1 caption to 5 ground truth ” respectively) and controllability (from 97.6 % to 98.3 % control precision). The experiments above validate the effectiveness of our SAT and finetuning method.

Model Selection with λ . In our proposed finetuning method, we combine two rewards together with a trade-off coefficient λ in Eq. (10). Figure 2 shows the results of our finetuning method with different λ . It is obvious that the control precision rises with the increase of λ , both achieving more than 99 % control precision when the λ is set to 5, which verifies the effectiveness of the alignment reward in controllability. However, focusing too much on controllability reduces the accuracy of CIC models. As in Figure 2 (a), when λ is too large the CIDEr-D score drops by almost 2. Since both models achieve their best CIDEr-D performances at $\lambda = 1$, we eventually select $\lambda = 1$ for our finetuning method. By comparing the results between Finetuning (w/ SAT) and Finetuning (w/o SAT), we find that the model trained after SAT method is 1.5 higher in CIDEr-D on average than that without using SAT method, which demonstrates the necessity of our SAT method.

Generalizability on Different tasks. Table 4 reports the generalizability of our SAT method in different tasks, including sentence length, sentence tense and their combination. As it can be observed, our SAT method significantly outperforms the XE method in all accuracy-based evaluation metrics, especially in the single task. Meanwhile, our SAT method maintains the high controllability, improving the control precision compared with the XE method. The performance above prove the effectiveness and generalizability of our SAT method.

image				
length	≤ 8	a man playing tennis on a tennis court	a dog holding a frisbee in its mouth	a red train at a train station
	9	a man swinging a tennis racket at a ball	a dog is holding a frisbee in its mouth	a red and yellow train at a train station
	10	a man swinging a tennis racket at a tennis ball	a dog is holding a blue frisbee in its mouth	a red and yellow train is at a train station
	11	a young boy swinging a tennis racket at a tennis ball	a dog holding a frisbee in its mouth in a field	a red and yellow train is parked at a train station
	≥ 12	a young boy standing on a tennis court holding a tennis racket	a brown dog with a frisbee in its mouth in a field	a red and yellow train is on the tracks at a station
tense	no v	a young boy on a court with a tennis racket	a dog with a frisbee in its mouth	a red and yellow train at a train station
	be + v	a young boy <i>is playing</i> tennis on a tennis court	a dog <i>is holding</i> a frisbee in its mouth	a red train <i>is parked</i> at a train station
	v-ing	a young boy <i>swinging</i> a tennis racket at a tennis ball	a dog <i>holding</i> a frisbee in its mouth	a red train <i>pulling</i> into a train station

Table 5: Sample results of controllability with different control signals. In order to fully present the role of each control signal, we separately train two models with different control signals to control the sentence length and tense respectively.

Models	B-1	B-4	M	R	C	S
UpDown (XE)	40.8	12.0	17.6	37.5	115.4	25.2
UpDown (SAT)	42.5	12.2	18.2	39.1	120.9	25.8
AoANet (XE)	42.3	12.6	18.5	38.8	122.1	26.3
AoANet (SAT)	43.4	12.9	18.9	39.8	128.5	26.9
Transformer (XE)	41.0	12.2	17.9	37.6	117.8	25.6
Transformer (SAT)	43.3	12.6	18.7	39.6	128.6	26.5

Table 6: Evaluation of different baseline models w/ or w/o our SAT method in the task of sentence length.

Generalizability on Different Baseline Models. Table 6 shows the generalizability of our SAT method in different baseline models, including UpDown (Anderson et al. 2018), AoANet (Huang et al. 2019) and Transformer (Vaswani et al. 2017). Due to the limited space, we only show the results of “1 caption to 1 ground truth” and leave the data of “1 caption to 5 ground truth” in the supplementary material. As reported in Table 6, all baseline models with our SAT method outperform that with XE training in terms of all evaluation metrics. Concretely, boosting the CIDEr-D score from 117.8 to 128.6 on the Transformer baseline, verifies the advantage and generalizability of our SAT method.

Comparison with Previous Works In the field of controllable image captioning, only (Deng et al. 2020) and (Deshpande et al. 2019) focus on structure-related control signals. Since the core contribution of (Deshpande et al. 2019)

is high diversity and fast speed, we mainly compare our SAT method with the performance of models in (Deng et al. 2020). In this part, we follow the settings in (Deng et al. 2020) and divide the sentence length into several levels: [1, 9], [10, 14] and [15, 19]. In the test stage, the input control signal is artificially fixed at a certain level. Table 7 shows the performance comparisons between the previous works and our proposed approach in the task of sentence length. As it can be observed, AoANet trained by our SAT method achieves the best performance according to all metrics at all three levels. Boosting all evaluation metrics on the AoANet (XE) baseline, validates that our SAT method is able to greatly improve the accuracy of CIC models. Figure 3 reports the control precision of the above methods. As we can see, AoANet equipped with our SAT method reaches almost the same controllability as the previously best model LaBERT (Deng et al. 2020). They both achieve more than 99 % control precision at all three levels, and fully satisfy the needs of CIC tasks. The results above prove that our SAT method significantly improves the accuracy-based performance of CIC models while maintaining high controllability.

5.4 Qualitative Analysis.

Table 5 shows some examples controlled by different requirements of sentence attributes. Due to the limited space, we only show part of the tense level and leave the whole table in the supplementary material. When faced with different control signals, the CIC model trained with our SAT method

Metrics	S	C	M	B-4	S	C	M	B-4	S	C	M	B-4
Level	Lv 1 (1-9)				Lv 2 (10-14)				Lv 3 (15-19)			
AoANet (Huang et al. 2019)	19.6	107.4	25.9	33.1	21.7	117.6	28.6	35.8	22.7	79.9	28.7	26.6
VLP (Zhou et al. 2019)	18.9	103.0	25.2	31.8	21.4	118.7	28.8	36.0	22.4	92.5	29.3	28.4
LaBERT (Deng et al. 2020)	19.5	101.6	25.4	30.0	21.8	118.2	28.4	35.3	22.3	90.5	28.6	26.8
AoANet [†] (XE)	19.8	108.2	26.0	33.3	21.6	118.0	28.7	36.3	22.6	80.7	28.6	26.7
AoANet [†] (SAT)	20.3	115.4	26.4	35.6	22.9	128.0	29.3	37.8	24.0	93.5	29.7	29.2

Table 7: Performance comparisons with the models in (Deng et al. 2020) in the task of sentence length. [†] denotes the results of our trained model. The other data are from (Deng et al. 2020).

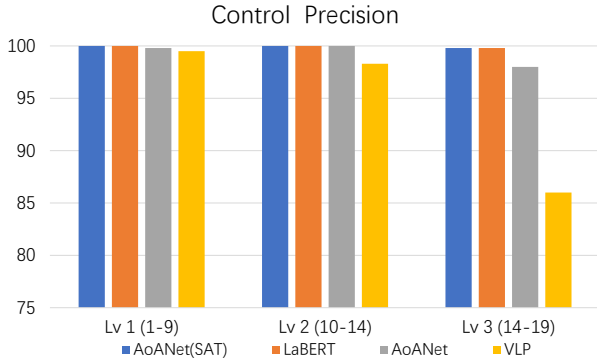


Figure 3: The control precision of our SAT version and three other versions in (Deng et al. 2020).

is able to generate various captions for the same image according to the demand. Take the performance in the length task as an example, with the increase of the control level, the length of the generated sentence also increases word by word. With our self-annotated training, the generated captions achieve both high accuracy and controllability, which illustrates the effectiveness of our methods.

6 Conclusion

In this paper, we focus on the reinforcement training method for controllable image captioning. For structure-related control signals, we propose a novel reinforcement training method called SAT, which adopts a recursive annotation mechanism to force the input control signal to match the output sentence. Moreover, we propose an extra alignment reward to finetune the CIC model trained after SAT method. Extensive experiments validate the effectiveness of our methods in terms of accuracy and controllability.

References

Anderson, P.; Fernando, B.; Johnson, M.; and Gould, S. 2016. SPICE: Semantic Propositional Image Caption Evaluation. *Adaptive Behavior*, 11(4): 382–398.

Anderson, P.; He, X.; Buehler, C.; Teney, D.; and Lei, Z. 2018. Bottom-Up and Top-Down Attention for Image Captioning and Visual Question Answering. In *2018 IEEE/CVF Conference on Computer Vision and Pattern Recognition (CVPR)*.

Chen, C.; Mu, S.; Xiao, W.; Ye, Z.; Wu, L.; and Ju, Q. 2018. Improving Image Captioning with Conditional Generative Adversarial Nets.

Chen, L.; Jiang, Z.; Xiao, J.; and Liu, W. 2021. Human-like Controllable Image Captioning with Verb-specific Semantic Roles.

Chen, S.; Jin, Q.; Wang, P.; and Wu, Q. 2020. Say As You Wish: Fine-grained Control of Image Caption Generation with Abstract Scene Graphs.

Cornia, M.; Baraldi, L.; and Cucchiara, R. 2020. Show, Control and Tell: A Framework for Generating Controllable and Grounded Captions. In *2019 IEEE/CVF Conference on Computer Vision and Pattern Recognition (CVPR)*.

Cornia, M.; Stefanini, M.; Baraldi, L.; and Cucchiara, R. 2020. Meshed-Memory Transformer for Image Captioning. In *2020 IEEE/CVF Conference on Computer Vision and Pattern Recognition (CVPR)*.

Dai, B.; Fidler, S.; Urtasun, R.; and Lin, D. 2017. Towards Diverse and Natural Image Descriptions via a Conditional GAN.

Deng, C.; Ding, N.; Tan, M.; and Wu, Q. 2020. *Length-Controllable Image Captioning*.

Denkowski, M.; and Lavie, A. 2014. Meteor Universal: Language Specific Translation Evaluation for Any Target Language. In *Proceedings of the Ninth Workshop on Statistical Machine Translation*.

Deshpande, A.; Aneja, J.; Wang, L.; Schwing, A. G.; and Forsyth, D. 2019. Fast, Diverse and Accurate Image Captioning Guided by Part-Of-Speech. In *2019 IEEE/CVF Conference on Computer Vision and Pattern Recognition (CVPR)*.

Dognin, P.; Melnyk, I.; Mroueh, Y.; Ross, J.; and Sercu, T. 2019. Adversarial Semantic Alignment for Improved Image Captions. In *2019 IEEE/CVF Conference on Computer Vision and Pattern Recognition (CVPR)*.

Gao, J.; Wang, S.; Wang, S.; Ma, S.; and Gao, W. 2019. Self-critical n-step Training for Image Captioning.

Ge, H.; Yan, Z.; Zhang, K.; Zhao, M.; and Sun, L. 2019. Exploring Overall Contextual Information for Image Captioning in Human-Like Cognitive Style.

Guo, L.; Liu, J.; Lu, S.; and Lu, H. 2019. Show, Tell and Polish: Ruminant Decoding for Image Captioning. *IEEE Transactions on Multimedia*, PP(99): 1–1.

- Guo, L.; Liu, J.; Zhu, X.; Yao, P.; Lu, S.; and Lu, H. 2020. Normalized and Geometry-Aware Self-Attention Network for Image Captioning. *CoRR*, abs/2003.08897.
- Huang, L.; Wang, W.; Chen, J.; and Wei, X. Y. 2019. Attention on Attention for Image Captioning. In *2019 International Joint Conference on Neural Networks (IJCNN)*.
- Ji, J.; Luo, Y.; Sun, X.; Chen, F.; and Ji, R. 2020. Improving Image Captioning by Leveraging Intra- and Inter-layer Global Representation in Transformer Network.
- Karpathy, A.; and Fei-Fei, L. 2016. Deep Visual-Semantic Alignments for Generating Image Descriptions. *IEEE Transactions on Pattern Analysis and Machine Intelligence*, 664–676.
- Krishna, R.; Zhu, Y.; Groth, O.; Johnson, J.; Hata, K.; Kravitz, J.; Chen, S.; Kalantidis, Y.; Li, L. J.; and Shamma, D. A. 2017. Visual Genome: Connecting Language and Vision Using Crowdsourced Dense Image Annotations. *International Journal of Computer Vision*, 123(1): 32–73.
- Li, G.; Zhu, L.; Liu, P.; and Yang, Y. 2019. Entangled Transformer for Image Captioning. In *2019 IEEE/CVF International Conference on Computer Vision (ICCV)*.
- Lin, C.-Y. 2004. ROUGE: A Package for Automatic Evaluation of Summaries. In *Text Summarization Branches Out*, 74–81. Barcelona, Spain: Association for Computational Linguistics.
- Lin, T. Y.; Maire, M.; Belongie, S.; Hays, J.; and Zitnick, C. L. 2014. Microsoft COCO: Common Objects in Context. In *European Conference on Computer Vision*.
- Luo, R.; and Shakhnarovich, G. 2020. Controlling Length in Image Captioning.
- Luo, Y.; Ji, J.; Sun, X.; Cao, L.; Wu, Y.; Huang, F.; Lin, C.-W.; and Ji, R. 2021. Dual-Level Collaborative Transformer for Image Captioning. arXiv:2101.06462.
- Pan, Y.; Yao, T.; Li, Y.; and Mei, T. 2020. X-Linear Attention Networks for Image Captioning. *IEEE*.
- Papineni, K.; Roukos, S.; Ward, T.; and Zhu, W.-J. 2002. Bleu: a Method for Automatic Evaluation of Machine Translation. In *Proceedings of the 40th Annual Meeting of the Association for Computational Linguistics*, 311–318. Philadelphia, Pennsylvania, USA: Association for Computational Linguistics.
- Ranzato, M.; Chopra, S.; Auli, M.; and Zaremba, W. 2015. Sequence Level Training with Recurrent Neural Networks. *Computer Science*.
- Ren, S.; He, K.; Girshick, R.; and Jian, S. 2015. Faster R-CNN: Towards Real-Time Object Detection with Region Proposal Networks. *IEEE Transactions on Pattern Analysis and Machine Intelligence*, 39(6).
- Rennie, S. J.; Marcheret, E.; Mroueh, Y.; Ross, J.; and Goel, V. 2016. Self-critical Sequence Training for Image Captioning.
- Shi, Z.; Zhou, X.; Qiu, X.; and Zhu, X. 2020. Improving Image Captioning with Better Use of Caption. In *Proceedings of the 58th Annual Meeting of the Association for Computational Linguistics*, 7454–7464. Online: Association for Computational Linguistics.
- Song, Z.; Zhou, X.; Mao, Z.; and Tan, J. 2020. Image Captioning with Context-Aware Auxiliary Guidance.
- Vaswani, A.; Shazeer, N.; Parmar, N.; Uszkoreit, J.; Jones, L.; Gomez, A. N.; Kaiser, L.; and Polosukhin, I. 2017. Attention Is All You Need. *CoRR*, abs/1706.03762.
- Vedantam, R.; Zitnick, C. L.; and Parikh, D. 2015. CIDEr: Consensus-based Image Description Evaluation. In *2015 IEEE Conference on Computer Vision and Pattern Recognition (CVPR)*.
- Vinyals, O.; Toshev, A.; Bengio, S.; and Erhan, D. 2015. Show and Tell: A Neural Image Caption Generator.
- Xu, K.; Ba, J.; Kiros, R.; Cho, K.; Courville, A.; Salakhutdinov, R.; Zemel, R.; and Bengio, Y. 2015. Show, Attend and Tell: Neural Image Caption Generation with Visual Attention. *Computer ence*, 2048–2057.
- Yang, X.; Tang, K.; Zhang, H.; and Cai, J. 2018. Auto-Encoding Scene Graphs for Image Captioning.
- Zheng, Y.; Li, Y.; and Wang, S. 2019. Intention Oriented Image Captions With Guiding Objects. In *2019 IEEE/CVF Conference on Computer Vision and Pattern Recognition (CVPR)*.
- Zhou, L.; Palangi, H.; Zhang, L.; Hu, H.; Corso, J. J.; and Gao, J. 2019. Unified Vision-Language Pre-Training for Image Captioning and VQA.