

# ARTS: Eliminating Inconsistency between Text Detection and Recognition with Auto-Rectification Text Spotter

Humen Zhong<sup>1\*</sup>, Jun Tang<sup>2</sup>, Wenhai Wang<sup>1</sup>, Zhibo Yang<sup>2</sup>, Cong Yao<sup>2</sup>, Tong Lu<sup>1†</sup>

<sup>1</sup> National Key Lab for Novel Software Technology, Nanjing University

<sup>2</sup> Alibaba Group

{zhonghumen, wangwenhai362}@smail.nju.edu.cn, xixing.tj@alibaba-inc.com, {yangzhibo450, yaocong2010}@gmail.com, lutong@nju.edu.cn

## Abstract

Recent approaches for end-to-end text spotting have achieved promising results. However, most of the current spotters were plagued by the inconsistency problem between text detection and recognition. In this work, we introduce and prove the existence of the inconsistency problem and analyze it from two aspects: (1) inconsistency of text recognition features between training and testing, and (2) inconsistency of optimization targets between text detection and recognition. To solve the aforementioned issues, we propose a differentiable Auto-Rectification Module (ARM) together with a new training strategy to enable propagating recognition loss back into detection branch, so that our detection branch can be jointly optimized by detection and recognition targets, which largely alleviates the inconsistency problem between text detection and recognition. Based on these designs, we present a simple yet robust end-to-end text spotting framework, termed **Auto-Rectification Text Spotter (ARTS)**, to detect and recognize arbitrarily-shaped text in natural scenes. Extensive experiments demonstrate the superiority of our method. In particular, our ARTS-S achieves 77.1% end-to-end text spotting F-measure on Total-Text at a competitive speed of 10.5 FPS, which significantly outperforms previous methods in both accuracy and inference speed.

## Introduction

Scene text spotting has witnessed remarkable progress and achieved promising results (Liu et al. 2018; Lyu et al. 2018; Liu et al. 2020; Liao et al. 2020) in recent years. However, there is still room for improvement in scene text spotting, due to the inconsistency between text detection and recognition, which involves the following two aspects.

*The first aspect is the inconsistency of text recognition features during training and testing.* Most existing methods (Liu et al. 2018; Lyu et al. 2018; Liu et al. 2020; Liao et al. 2020) extract recognition features based on ground-truth annotations in the training phase and predicted bounding boxes in the testing phase, which often leads to inconsistent text recognition feature distributions (see Figure 1(a)).

*Second, there is inconsistency between optimization targets of text detection and recognition.* Detection branches

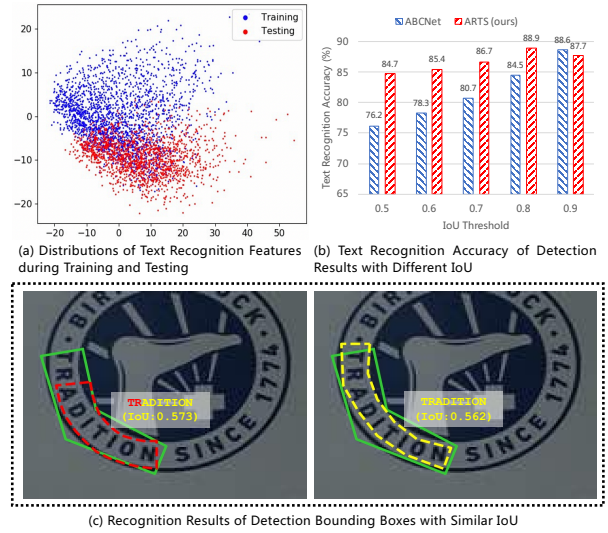


Figure 1: Experimental analysis for the proposed inconsistency between text detection and recognition. (a) We collect text recognition features of ABCNet (Liu et al. 2020) during training and testing, to show the inconsistent data distribution; (b) We use different IoU thresholds to select different quality detection results, and evaluate the recognition accuracy of them; (c) An example indicating that detection results with similar IoU can lead to different recognition results.

in the existing methods (Liu et al. 2018; Lyu et al. 2018; Liu et al. 2020; Liao et al. 2020) are typically optimized to learn high-IoU text detection results. However, the detection result with high IoU is not always suitable for the recognition task. As shown in Figure 1(c), the bounding box with  $\text{IoU} > 0.5$  results in the false recognition result, while the bounding box with lower IoU yields the correct result.

Due to the introduced inconsistency between text detection and recognition, previous methods (e.g., ABCNet) suffer a significant performance drop (see Figure 1(b)) when the IoU of detection results are lower than 0.8, which indicates that although some detection results are considered as “correct” under the detection evaluation protocol (e.g.,  $\text{IoU} > 0.5$ ), these detection results may not be suitable for

\*Zhong did this work during an internship in Alibaba DAMO Academy.

†Corresponding author

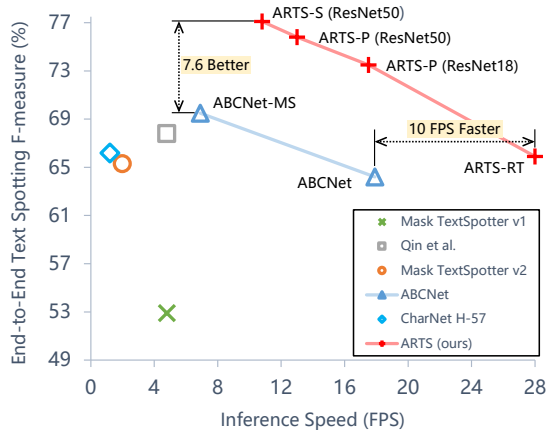


Figure 2: Performances of different methods on Total-Text. The proposed ARTS models achieve significantly better trade-off between accuracy and inference speed than previous methods.

text recognition (see Figure 1(c)).

To address the aforementioned problems, we propose a new arbitrarily-shaped text spotting framework, termed Auto-Rectification Text Spotter (ARTS), which bridges the inconsistency between text detection and recognition. We carefully design three modules for ARTS, which include: (1) a rectification control points detection (RCPD) branch to detect arbitrarily-shaped text lines; (2) a differentiable feature extractor termed auto-rectification module (ARM) for back-propagating text recognition loss to optimize the detection branch; and (3) a lightweight text recognition branch to decode text contents. All the modules above complement each other, enabling the proposed ARTS to learn text detection results from both detection loss and recognition loss, which largely alleviates the inconsistency problem between text detection and recognition. As the red columns shown in Figure 1(b) and the example shown in Figure 1(c), our method achieves much better performance especially when the detection results are with lower-quality ( $\text{IoU} < 0.8$ ).

We conduct extensive experiments to further examine the effectiveness of ARTS on three challenging benchmark datasets, including Total-Text (Ch’ng and Chan 2017), CTW1500 (Yuliang et al. 2017) and ICDAR2015 (Karatzas et al. 2015). As shown in Figure 2, our method surpasses prior arts in terms of both accuracy and efficiency. For example, our ARTS-S (ResNet50) achieves an end-to-end text spotting F-measure of 77.1% on Total-Text, surpassing ABCNet-MS (Liu et al. 2020) by 7.6 points, while keeping a faster inference speed (10.5 FPS vs. 6.9 FPS). Moreover, the real-time version ARTS-RT yields an F-measure of 65.9% at 28.0 FPS, which is 10 FPS faster and 1.7% better than the previous fastest ABCNet.

Our main contributions are listed as follows:

(1) We systematically analyze the inconsistency between text detection and recognition, and propose a new text spotting framework, termed ARTS, to address this problem. To our knowledge, our method is the first work to study and

tackle the inconsistency problem in text spotting.

(2) We design a differentiable module named ARM to bridge the gap between text detection and recognition branches, so that recognition loss can be back-propagated to optimize the detection results, helping detection branch to predict more accurate and more suitable detection results for text recognition.

(3) The proposed ARTS achieves state-of-the-art performance in terms of both accuracy and efficiency. Extensive experiments demonstrate the superiority of our models. Notably, ARTS-S (ResNet50) yields 77.1% end-to-end text spotting F-measure at 10.5 FPS on Total-Text, which is significantly better and faster than previous state-of-the-art methods.

## Related Work

Existing text spotting methods can be roughly summarized into the following two categories:

**Regular Text Spotters** are usually designed to process horizontal or multi-oriented scene text. DeepTextSpotter (Busta, Neumann, and Matas 2017) used RPN to generate rotated proposals and extracted text features for its recognizer with bilinear sampling. FOTS (Liu et al. 2018) adopted a one-stage text detector to produce rotated rectangular bounding boxes and used RoIRotate to extract text features for the following recognizer. He *et al.* (He et al. 2018) also developed a similar framework whose recognition head was implemented by an attention-based decoder. Though these methods have achieved promising results on standard benchmarks (*e.g.*, ICDAR 2015 (Karatzas et al. 2015)), they failed to spot texts with arbitrary shapes.

**Arbitrarily-Shaped Text Spotters** are designed for spotting texts with irregular layouts. TextDragon (Feng et al. 2019) developed a bottom-up framework to combine features extracted from multiple text segments by RoISlide. Mask TextSpotter v1/v2 (Lyu et al. 2018; Liao et al. 2021) and Qin *et al.* (Qin et al. 2019) were based on Mask R-CNN (He et al. 2017) and extracted recognition features through RoIAlign or RoIMasking. Wang *et al.* (Wang et al. 2020) utilized a multi-stage anchor-based method to first generate axis-aligned rectangular proposals, then regress their angles to produce rotated rectangular proposals and finally regress boundary points on top of the rotated rectangular proposals. ABCNet (Liu et al. 2020) proposed to use parametric bezier control points as the representation for arbitrarily-shaped text instances to extract smooth text feature.

**Comparison with Similar Works.** Boundary (Wang et al. 2020) adopted a three-stage anchor-based detector as its detection branch and cannot back-propagate recognition losses to the first two detection stages. Differently, our method adopt a much simpler one-stage anchor-free pipeline as our detection branch and our detection branch can be jointly optimized by detection and recognition targets as shown in Figure 3(b), largely alleviating the inconsistency between text detection and recognition.

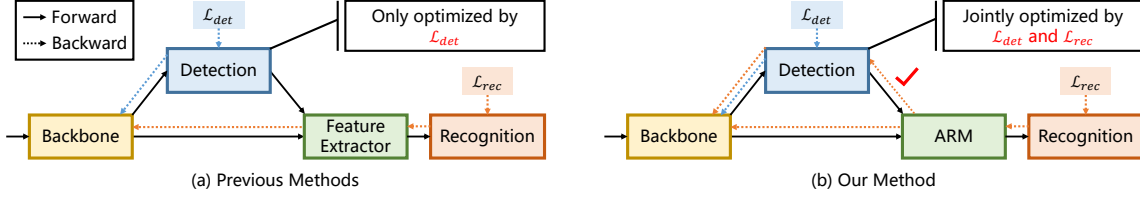


Figure 3: Illustration of different pipelines. Previous “less” end-to-end methods cannot back-propagate recognition loss to the detection branch, so that their detection branches can only be optimized by detection targets. While our method allow the loss back-propagation from the recognition branch to the detection branch, and thus our detection branch is jointly optimized by detection and recognition targets.

ABCNet (Liu et al. 2020) adopted BezierAlign for feature extraction. But we argue that BezierAlign also cannot propagate recognition loss back to the detection branch, causing the inconsistency between text detection and recognition. In our work, we use a different training strategy, *i.e.*, using predicted instead of ground-truth polygons to extract text features for recognition task during training, making it possible for our further improvement, *i.e.*, we use our ARM to extract text features and further enable loss back-propagation from recognition towards detection branch, which is hard to achieve by ABCNet’s BezierAlign.

## Methodology

### Overall Architecture

ARTS is an efficient and accurate end-to-end framework for detecting and recognizing text lines with arbitrary shapes. The overall architecture of ARTS is presented in Figure 4, which consists of three components: (1) a Rectification Control Points Detection head (RCPD) to detect and predict control points for each text line, (2) a differentiable Auto-Rectification Module (ARM) to rectify curved text features into aligned ones and allow loss back-propagation from recognition to detection branch, and (3) a text recognition branch to decode text contents from extracted features.

In the forward phase, we first feed the input image to the backbone network and output the shared feature maps. Secondly, on top of the feature maps, RCPD predicts the text location and the rectification control points. Thirdly, these predicted rectification control points will be sent to ARM for rectifying and extracting text features. Finally, the aligned features are fed into the text recognition head to obtain the final text contents.

During training, we use the joint loss of detection loss  $\mathcal{L}_{det}$  and recognition loss  $\mathcal{L}_{rec}$  to optimize our model. Different from previous methods (Liu et al. 2018; Lyu et al. 2018; Liao et al. 2021; Liu et al. 2020) whose detection branches are only supervised by loss function  $\mathcal{L}_{det}$ , our detection branch is jointly optimized by detection and recognition targets with loss functions  $\mathcal{L}_{det}$  and  $\mathcal{L}_{rec}$ . Besides, unlike previous methods who tended to directly use ground-truth annotations for feature extraction during training, our method adopts a new training strategy to use predicted detection results instead. Concretely, we define the central region of a text instance as positive pixels, and evenly sample

$n_{text}$  pixels from all positive pixels. Then, we use the  $n_{text}$  groups of predicted control points of these sampled pixels and send them to our ARM to get  $n_{text}$  text recognition features, which will be fed into recognition branch to train our text recognition branch. Here,  $n_{text}$  is set to 64 by default.

### Rectification Control Points Detection

As presented in Figure 5, we adopt a one-stage anchor-free framework as our detection branch to densely regress rectification control points for all text lines. For each text line, we sample the central region as positive pixels and regress offsets from the pixel towards the control points of this text line. The size of the regression result is  $(H/S, W/S, 4 \times n_{rcp})$ , where  $n_{rcp}$  means the number of control points for each side,  $S$  denotes the downsampling scale to the input image, while  $H$  and  $W$  are the height and width of the feature map, respectively.

**Ground-Truth Generation of RCPD.** We do not directly use the annotations as our ground-truth targets because the annotations provided by the dataset are not accurate enough for extracting high-quality text features. As depicted in Figure 6, we recalculate the control points targets by first fitting cubic bezier curves, and then uniformly sample  $n_{rcp}$  points according to the following equation:

$$P_k = \sum_{i=0}^n C_i B_{i,n} \left( \frac{k}{n_{rcp}} \right) \quad (1)$$

where  $P_k$  indicates the  $k$ -th sampled control points,  $C_i$  indicates the  $i$ -th bezier control points and  $n_{rcp}$  is a hyper-parameter which determines how many rectification control points do we sample on each side of text.  $B_{i,n}$  represents the Bernstein basis polynomials and is formulated as follows:

$$B_{i,n}(t) = C_n^i t^i (1-t)^{n-i} \quad (2)$$

where  $C_n^i$  is the binomial coefficient.

The sampled  $n_{rcp}$  points are defined as the rectification control points for this text instance, and are used for generating the training target. Concretely, for a positive pixel at position  $(x, y)$ , we generate the offset target as follows:

$$\Delta_{k,x} = P_{k,x} - x, \quad \Delta_{k,y} = P_{k,y} - y \quad (3)$$

where  $P_{k,x}$  and  $P_{k,y}$  mean coordinates of the  $k$ -th control point, while  $\Delta_{k,x}$  and  $\Delta_{k,y}$  denote the target offset towards the  $k$ -th control point.

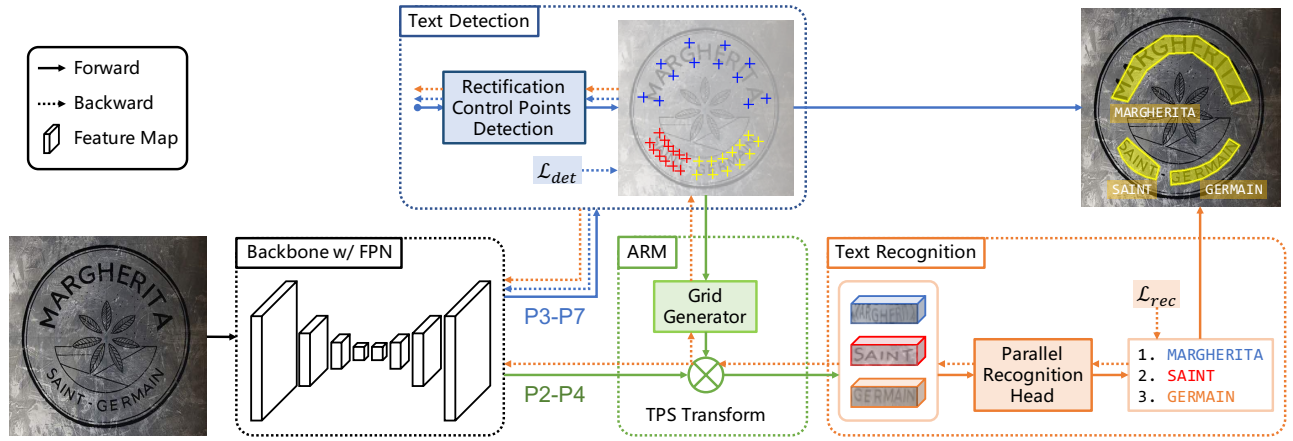


Figure 4: Illustration of the overall architecture. Note that, rectification control points detection is densely conducted on every level of FPN output features, here we just depict one of them for clarity.

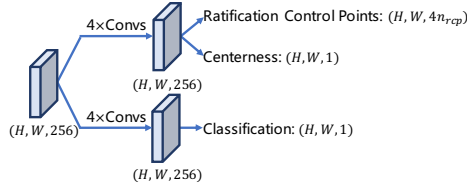


Figure 5: Detailed structure of detection branch.



Figure 6: Target generation process for rectification control points.

## Auto-Rectification Module

Previous methods tended to use RoIAlign operator or its variants for feature extraction. However, these operators can only back-propagate recognition loss into the shared backbone but not into the detection branch. Thus their detection branches are supervised by detection targets only and are highly independent of recognition information. These detection branches cannot learn from recognition targets and thus cannot produce detection results that are suitable for text recognition, leading to inconsistency between text detection and recognition.

We propose to design a new feature extractor named Auto-Rectification Module (ARM) to eliminate the inconsistency. ARM receives  $n_{text}$  groups of predicted rectification control points for  $n_{text}$  text instances, and outputs  $n_{text}$  aligned text features for all text instances. Our ARM is implemented mainly based on a differentiable Spatial Transform Network (STN) (Jaderberg et al. 2015). Note that we further upgrade the original version so that it can handle the

situation where there are multiple text instances in the same image. Due to page limit, detailed mathematical formulation will be provided in supplementary materials, and we refer readers to (Jaderberg et al. 2015) for more detailed information about STN. Compared with previous methods (Liu et al. 2020; Lyu et al. 2018; Liao et al. 2021; Liu et al. 2018), our proposed module has the following differentiability advantage.

**Differentiability from Recognition to Detection.** Previous end-to-end methods like (Liu et al. 2020, 2018) only share backbone features but often lack the ability of back-propagating recognition loss into detection branch. We argue that it is of vital importance for our RCPD head to learn from recognition losses for producing better detection results. So in our framework, we propose to use ARM, which is completely differentiable to enable loss back-propagation from recognition to our RCPD head. As a result, our RCPD head, which will be jointly optimized by detection and recognition targets, can predict more suitable results for the subsequent recognition task. Extensive results also verify our argument that learning from recognition losses can help the entire network achieve global-optimal and obtain better performance in end-to-end text spotting metric.

## Recognition Branch

To validate the effectiveness and robustness of our spotting framework, we adopt two different recognizers, *i.e.*, Parallel Recognizer and Serial Recognizer. Both the recognizers have the same feature extractor, but differ in their sequence modeling modules and decoders. The detailed structure of our recognition branch can be seen in Table 1.

## Loss Function

The overall loss function of our model consists of two parts: (1) detection loss  $\mathcal{L}_{det}$  and (2) recognition loss  $\mathcal{L}_{rec}$ . It is defined as follows:

$$\mathcal{L} = \lambda_{det}\mathcal{L}_{det} + \lambda_{rec}\mathcal{L}_{rec} \quad (4)$$



Layers		Parameters	Output Size
Conv layers $\times$ 2		3, 1, 1	(n, 256, h, w)
Conv layers $\times$ 1		3, (2,1), 1	(n, 256, h/2, w)
Conv layers $\times$ 2		3, 1, 1	(n, 256, h/2, w)
Conv layers $\times$ 1		3, (2,1), 1	(n, 256, h/4, w)
Avg & Permute		-	(w, n, 256)
BiLSTM	Self-Attn	-	(w, n, 256)
Serial	Parallel	-	(n, len, n_class)

Table 1: Detailed structures of our recognition branch. "Serial" is for Serial decoder and "Parallel" is for Parallel decoder. "Parameters" is for kernel-size, stride and padding.

The detection loss function  $\mathcal{L}_{det}$  is a multi-task loss function which can be defined as Eqn 5.

$$\mathcal{L}_{det} = \mathcal{L}_{cls} + \mathcal{L}_{ctr} + \lambda_{rcp} \mathcal{L}_{rcp} \quad (5)$$

where  $\mathcal{L}_{cls}$  and  $\mathcal{L}_{ctr}$  are for classification and centerness prediction, respectively, which is similar to loss function used in (Tian et al. 2019).  $\mathcal{L}_{rcp}$  is the loss function of our RCPD head, which is implemented by Smooth L1 loss (Girshick 2015) and is formulated as follows:

$$\mathcal{L}_{rcp} = \text{Smooth}_{L1}(\Delta_{pred}, \Delta_{target}) \quad (6)$$

where  $\Delta_{pred}$  and  $\Delta_{target}$  are the predicted offsets and target offsets of rectification control points defined in Eqn 3, respectively. Here  $\lambda_{rcp}$  is used to balance the importance and is set to 0.2 by default in our experiments. The recognition loss function  $\mathcal{L}_{rec}$  is for optimizing the recognition branch and follows a similar loss function used in (Shi et al. 2019; Baek et al. 2019).

## Experiments

### Datasets

Our training process is divided into two phases, that is, pretraining and finetuning. During pretraining, we use a mixed dataset consisting of SynthText150k (Liu et al. 2020), Total-Text (Ch'ng and Chan 2017) and MLT (Nayef et al. 2017). As for finetuning, we finetune our network on target datasets, *i.e.*, Total-Text, CTW1500 and ICDAR2015, respectively.

### Implementation Details

**Network Details.** The backbone of our network follows a common setting as most of the previous papers (Liu et al. 2020; Wang et al. 2020; Lyu et al. 2018; Liao et al. 2021), *i.e.*, ResNet-50 (He et al. 2016) together with a Feature Pyramid Network (FPN) (Lin et al. 2017). Following the settings of previous papers, for detection branch, we conduct dense prediction on 5 feature maps with 1/8, 1/16, 1/32, 1/64, 1/128 resolution of the input image while for ARM and the subsequent recognition, we use 3 feature maps with 1/4, 1/8, 1/16 resolution.

**Training Details.** We train our model with a batchsize of 8, using Stochastic Gradient Descent (SGD) with momentum of 0.9. The maximum iteration of pretraining is 260K and the initial learning rate is set to 0.02, which decays to a

tenth at  $160K^{th}$  and  $220K^{th}$  iteration. As for finetuning, the maximum iteration is 10K for Total-Text and IC15, which decays to a tenth at  $7K^{th}$  and  $9K^{th}$  iteration and 130K for CTW1500, which decays to a tenth at  $80K^{th}$  iteration. Following prior arts, we adopt widely-used data augmentation strategies: (1) instance aware random cropping, (2) random scaling with shorter side randomly chosen from 640 to 896, and (3) random rotation with angle randomly chosen from  $[-45^\circ, +45^\circ]$ .

**Inference Details.** We resize the shorter side of the input image to 1000 for Total-Text, 800 for CTW1500 and 1000 for ICDAR2015. We use NMS to filter out overlapped predictions and the threshold is set to 0.5. All the results are tested with batchsize of 1 using one Tesla V100 GPU. For the best detection metric, we use a confidence threshold of 0.4 to filter out texts with low detection scores. And for the best end-to-end metric on Total-Text, we use a recognition threshold of 0.9 (for None) or 0.7 (for Full) to filter out texts with low recognition scores, which can be simply calculated by averaging scores for all characters.

### Comparisons with State-of-the-Art methods

**Arbitrarily-Shaped Text Spotting.** Our network mainly focuses on arbitrarily-shaped text spotting. To verify its effectiveness, we conduct experiments on the challenging Total-Text dataset. We follow the official evaluation protocol in (Liu et al. 2020) to make a fair comparison.

The results on Total-Text can be seen in Table 2. Our method outperforms previous state-of-the-art methods by a large margin both in terms of accuracy and efficiency. Concretely, our ARTS-S achieves an outstanding E2E F-measure of 77.1% without lexicons which surpasses existing methods by +5.9% (77.1% *vs.* 71.2%) with a light-weight serial recognizer and in the meanwhile keeps a competitive running speed (10.5FPS).

Moreover, our ARTS-P also outperforms previous methods by a large margin, achieving an E2E F-measure of 75.8% at 13.0 FPS. For a faster ARTS-P R18 version, we adopt ResNet18 as backbone but can still achieve much better E2E performance compared with ABCNet (73.5% *vs.* 64.2%) while keeping a comparable running speed (17.0 FPS *vs.* 17.9 FPS). For our real-time version, we achieve the fastest running speed of 28FPS with a competitive E2E F-measure of 65.9%.

**Long Arbitrarily-Shaped Text Spotting.** To verify the robustness of our method on long curved text, we also conduct experiments on a representative benchmark dataset called CTW1500. As can be seen in Table 4, our method can achieve highly competitive results both in end-to-end text spotting metric and detection metric. Specifically, our proposed network, as a regression-based method, can achieve better results in E2E metric even compared with those state-of-the-art segmentation-based methods (Qiao et al. 2020) (60.6% *vs.* 57.0%). When compared with previous regression-based methods (*e.g.*, ABCNet (Liu et al. 2020)), our method achieves a even larger advantage (60.6% *vs.* 45.2%). The results demonstrate that our network, even as a regression-based method, is still robust to those extremely

Method	Venue	Backbone	Detection			End-to-End		FPS
			Precision	Recall	F-measure	None	Full	
MaskTextSpotterv1 (Lyu et al. 2018)	ECCV'18	ResNet50	69.0	55.0	61.3	52.9	71.8	4.8
MaskTextSpotterv2 (Liao et al. 2021)	PAMI'19	ResNet50	88.3	82.4	85.2	65.3	77.4	2.0
TextDragon (Feng et al. 2019)	ICCV'19	VGG16	85.6	75.7	80.3	44.8	74.8	-
Unconstrained † (Qin et al. 2019)	ICCV'19	ResNet50	83.3	83.4	83.3	67.8	-	4.8
CharNet (Xing et al. 2019)	ICCV'19	Hourglass57	<b>89.9</b>	81.7	85.6	66.6	-	1.2
ABCNet (Liu et al. 2020)	CVPR'20	ResNet50	-	-	-	64.2	75.7	17.9
ABCNet MS (Liu et al. 2020)	CVPR'20	ResNet50	-	-	-	69.5	78.4	6.9
Boundary (Wang et al. 2020)	AAAI'20	ResNet50	88.9	<b>85.0</b>	<b>87.0</b>	65.0	76.1	-
TextPerceptron (Qiao et al. 2020)	AAAI'20	ResNet50	88.8	81.8	85.2	69.7	78.3	-
MaskTextSpotterv3 (Liao et al. 2020)	ECCV'20	ResNet50	-	-	-	71.2	78.4	-
ARTS-RT (ours)	-	ResNet18	86.8	74.8	80.3	65.9	78.1	<b>28.0</b>
ARTS-P (ours)	-	ResNet18	86.9	81.5	84.1	73.5	83.5	17.0
ARTS-P (ours)	-	ResNet50	88.8	83.8	86.2	75.8	<b>85.4</b>	13.0
ARTS-S (ours)	-	ResNet50	89.3	84.0	86.5	<b>77.1</b>	85.1	10.5

Table 2: Quantitative results on Total-Text (Ch'ng and Chan 2017). "None" and "Full" indicate results with no lexicon and full lexicon, respectively. ARTS-P and ARTS-S indicate using parallel and serial decoder, respectively. "RT" means a real-time R18 version which shrink the size of input image to 640 for short side. † indicates using private data for training.

Method	Venue	Backbone	Detection			End-to-End			FPS
			Precision	Recall	F-measure	Strong	Weak	Generic	
MaskTextspotter v1 (Lyu et al. 2018)	ECCV'18	ResNet50	91.6	81.0	86.0	79.3	73.0	62.4	4.8
FOTS (Liu et al. 2018)	CVPR'18	ResNet50	91.0	85.2	88.0	81.1	75.9	60.8	7.8
He <i>et al.</i> (He et al. 2018)	CVPR'18	PVA	87.0	86.0	87.0	82.0	77.0	63.0	-
CharNet R-50 (Xing et al. 2019)	ICCV'19	ResNet50	91.2	<b>88.3</b>	<b>89.7</b>	80.1	74.5	62.2	-
TextDragon (Feng et al. 2019)	ICCV'19	VGG16	<b>92.5</b>	83.8	87.9	<b>82.5</b>	<b>78.3</b>	65.2	-
TextPerceptron (Qiao et al. 2020)	AAAI'20	ResNet50	92.3	82.5	87.1	80.5	76.6	65.1	-
Boundary (Wang et al. 2020)	AAAI'20	ResNet50	89.8	87.5	88.6	79.7	75.2	64.1	-
ARTS-P (ours)	-	ResNet50	88.9	87.3	88.2	80.6	76.8	66.6	<b>12.0</b>
ARTS-S (ours)	-	ResNet50	90.7	86.1	88.3	81.5	77.3	<b>68.7</b>	10.0

Table 3: Quantitative results on ICDAR2015 (Karatzas et al. 2015). "Strong", "Weak" and "Generic" indicate results with strong, weak and generic lexicon.

long curved text instances which could be very difficult for previous regression-based methods due to the extreme aspect ratios.

Method	Detection	End-to-End	
	F-measure	None	Full
TextSnake* (Long et al. 2018)	75.6	-	-
PSENet (Wang et al. 2019)	82.2	-	-
FOTS* (Liu et al. 2018)	62.8	21.1	39.7
TextDragon* (Feng et al. 2019)	83.6	39.7	72.4
ABCNet (Liu et al. 2020)	-	45.2	74.1
TextPerceptron (Qiao et al. 2020)	84.6	57.0	-
ARTS (ours)	<b>84.9</b>	<b>60.6</b>	<b>80.4</b>

Table 4: Quantitative results on CTW1500. \* indicates results are from (Feng et al. 2019). None and Full indicate using no lexicon and full lexicon, respectively.

**Multi-Oriented Text Spotting.** Though our method mainly focuses on arbitrarily-shaped text spotting, we can still achieve state-of-the-art performance on multi-oriented dataset ICDAR2015. As can be seen in Table 3, our method can surpass most of the previous state-of-the-art methods while keeping the fastest running speed. Specifically, our ARTS-S achieves the highest E2E F-measure of 68.7% with

generic lexicon and runs at a fast running speed (10.0FPS). And our ARTS-P can still achieves a competitive E2E F-measure of 66.6 with generic lexicon at 12.0 FPS, which is 50% faster than previous methods.

## Ablation Study

**Comparisons with BezierAlign.** We have theoretically emphasized the advantages of our ARM in the above section. Here we conduct experiments on Total-Text to show the performance differences between our ARM and a representative SOTA extracting method BezierAlign (Liu et al. 2020). In our experiments, we directly use the BezierAlign operator to replace our ARM as feature extraction module in our pipeline and follow the training strategy provided by the official code repository (#1). We fix all the other settings including decoder architectures and data augmentations.

As shown in Table 5, using BezierAlign (#1) suffers a big performance drop (74.9% vs. 77.1%) compared with using our differentiable ARM (#2). Though model with BezierAlign can produce smoother text features, its detection branch loses the ability to learn from recognition information and eventually leads to performance drop, indicating that using our proposed ARM to deal with the "inconsistency problem" are quite essential for robust text spotting.

Note that BezierAlign with our architecture achieves better results than the original ABCNet due to the using of attention-based recognizer and different data augmentations.

#	FEM	Rec-BP	Total-Text	
			Det-F	E2E-F
1	BezierAlign (Liu et al. 2020)	×	85.4	74.9
2	ARM (ours)	✓	<b>86.5</b>	<b>77.1</b>

Table 5: Performance comparison between BezierAlign and our ARM on Total-Text. FEM means the feature extraction module, and Rec-BP shows whether it can back-propagate recognition losses into detection branch.

**Effectiveness of Back-Propagating Recognition Loss to Detection Branch.** To validate the effectiveness of back-propagating recognition loss, we design three groups of ablation experiments on Total-Text. For the first group (#1), we train recognition branch with features extracted by the ground-truth polygons and thus cut off the loss back-propagation. For the second group (#2), we use the predicted control points to rectify text features and enable recognition loss back-propagation, but in the meanwhile we set  $\lambda_{rcp}$  to 0 so that RCPD head will only be optimized by recognition targets. As for the last group (#3), we use predicted control points, enable recognition loss back-propagation and set  $\lambda_{rcp}$  to 0.2 so that our RCPD head will be jointly optimized by detection and recognition targets. Results can be seen in Table 6. With loss back-propagation, our method (#3) outperforms the method without the ability (#1) by +2.0% in E2E F-measure and +1.4% in detection F-measure, demonstrating the superiority of back-propagating recognition loss to detection branch. We also find a surprising result (#2) that even without the supervision of control points targets, our network can still reach convergence and achieve good performance under the only supervision, *i.e.*, recognition targets.

#	w/ $\mathcal{L}_{rcp}$	Rec-BP	Total-Text	
			Det-F	E2E-F
1	✓	×	85.1	75.1
2	×	✓	86.1	77.0
3	✓	✓	<b>86.5</b>	<b>77.1</b>

Table 6: The Effectiveness of back-propagating recognition loss to detection branch. "w/  $\mathcal{L}_{rcp}$ " means whether to use control points target as supervision and "Rec-BP" means whether to conduct recognition loss back-propagation.

## Visualization and Time Analysis

**Result Visualization.** Qualitative results are illustrated in Figure 7. Our proposed network can handle arbitrarily-shaped texts and seamlessly rectify them into straight texts for better recognition.

**Time Cost Analysis.** We analyze the time consumption of different components on Total-Text. All the experiments follow the same training protocol. As can be seen in Table 7, using parallel instead of serial recognizer can reduce time cost



Figure 7: Qualitative results of our method on ICDAR2015 (top), Total-Text (mid) and CTW1500 (bottom).

for recognition to 30% (6.9ms vs. 24.0ms) with only limited performance drop, making recognition branch a time-saving component and removing the barrier towards real-time scene text spotting.

Method	Time Cost (ms)				FPS
	Backbone	Det	ARM	Rec	
ARTS-S (R50)	8.1	54.0	4.6	24.0	10.5
ARTS-P (R50)	8.1	54.0	4.6	6.9	13.0
ARTS-P (R18)	4.5	39.0	4.7	6.9	17.0
ARTS-RT (R18)	<b>4.0</b>	<b>19.2</b>	<b>4.3</b>	<b>6.8</b>	<b>28.0</b>

Table 7: Time analysis of different components on Total-Text. R\* means ResNet with different layers. "Det" means detection and "Rec" means recognition.

## Conclusion

In this paper, we systematically analyze the inconsistency between text detection and recognition. To tackle this problem, we design a differentiable auto-rectification module (ARM) together with a new training strategy to allow loss back-propagation from recognition branch to detection branch so that our detection branch can be jointly optimized by detection and recognition targets, thus largely alleviating the inconsistency problem. Based on these, we propose a new arbitrarily-shaped text spotter, termed ARTS, to fast detect and recognize scene texts. Extensive experiments on both arbitrarily-shaped (Total-Text and CTW1500) and multi-oriented (ICDAR2015) benchmark datasets demonstrate that our proposed ARTS can achieve state-of-the-art performance in terms of both accuracy and efficiency.

## References

- Baek, J.; Kim, G.; Lee, J.; Park, S.; Han, D.; Yun, S.; Oh, S. J.; and Lee, H. 2019. What Is Wrong With Scene Text Recognition Model Comparisons? Dataset and Model Analysis. In *Proceedings of the IEEE/CVF International Conference on Computer Vision (ICCV)*.
- Busta, M.; Neumann, L.; and Matas, J. 2017. Deep TextSpotter: An End-To-End Trainable Scene Text Localization and Recognition Framework. In *Proceedings of the IEEE International Conference on Computer Vision (ICCV)*.
- Ch'ng, C. K.; and Chan, C. S. 2017. Total-Text: A Comprehensive Dataset for Scene Text Detection and Recognition. In *2017 14th IAPR International Conference on Document Analysis and Recognition (ICDAR)*, volume 01, 935–942.
- Feng, W.; He, W.; Yin, F.; Zhang, X.-Y.; and Liu, C.-L. 2019. TextDragon: An End-to-End Framework for Arbitrary Shaped Text Spotting. In *Proceedings of the IEEE/CVF International Conference on Computer Vision (ICCV)*.
- Girshick, R. 2015. Fast R-CNN. In *Proceedings of the IEEE International Conference on Computer Vision (ICCV)*.
- He, K.; Gkioxari, G.; Dollar, P.; and Girshick, R. 2017. Mask R-CNN. In *Proceedings of the IEEE International Conference on Computer Vision (ICCV)*.
- He, K.; Zhang, X.; Ren, S.; and Sun, J. 2016. Deep Residual Learning for Image Recognition. In *Proceedings of the IEEE Conference on Computer Vision and Pattern Recognition (CVPR)*.
- He, T.; Tian, Z.; Huang, W.; Shen, C.; Qiao, Y.; and Sun, C. 2018. An End-to-End TextSpotter With Explicit Alignment and Attention. In *Proceedings of the IEEE Conference on Computer Vision and Pattern Recognition (CVPR)*.
- Jaderberg, M.; Simonyan, K.; Zisserman, A.; and Kavukcuoglu, K. 2015. Spatial Transformer Networks. In *Proceedings of the 28th International Conference on Neural Information Processing Systems - Volume 2, NIPS'15, 2017–2025*. Cambridge, MA, USA: MIT Press.
- Karatzas, D.; Gomez-Bigorda, L.; Nicolaou, A.; Ghosh, S.; Bagdanov, A.; Iwamura, M.; Matas, J.; Neumann, L.; Chandrasekhar, V. R.; Lu, S.; Shafait, F.; Uchida, S.; and Valveny, E. 2015. ICDAR 2015 competition on Robust Reading. In *2015 13th International Conference on Document Analysis and Recognition (ICDAR)*, 1156–1160.
- Liao, M.; Lyu, P.; He, M.; Yao, C.; Wu, W.; and Bai, X. 2021. Mask TextSpotter: An End-to-End Trainable Neural Network for Spotting Text with Arbitrary Shapes. *IEEE transactions on pattern analysis and machine intelligence*, 43(2): 532–548.
- Liao, M.; Pang, G.; Huang, J.; Hassner, T.; and Bai, X. 2020. Mask TextSpotter v3: Segmentation Proposal Network for Robust Scene Text Spotting. In Vedaldi, A.; Bischof, H.; Brox, T.; and Frahm, J.-M., eds., *Computer Vision – ECCV 2020*, 706–722. Cham: Springer International Publishing.
- Lin, T.-Y.; Dollar, P.; Girshick, R.; He, K.; Hariharan, B.; and Belongie, S. 2017. Feature Pyramid Networks for Object Detection. In *Proceedings of the IEEE Conference on Computer Vision and Pattern Recognition (CVPR)*.
- Liu, X.; Liang, D.; Yan, S.; Chen, D.; Qiao, Y.; and Yan, J. 2018. FOTS: Fast Oriented Text Spotting With a Unified Network. In *Proceedings of the IEEE Conference on Computer Vision and Pattern Recognition (CVPR)*.
- Liu, Y.; Chen, H.; Shen, C.; He, T.; Jin, L.; and Wang, L. 2020. ABCNet: Real-Time Scene Text Spotting With Adaptive Bezier-Curve Network. In *IEEE/CVF Conference on Computer Vision and Pattern Recognition (CVPR)*.
- Long, S.; Ruan, J.; Zhang, W.; He, X.; Wu, W.; and Yao, C. 2018. TextSnake: A Flexible Representation for Detecting Text of Arbitrary Shapes. In *Proceedings of the European Conference on Computer Vision (ECCV)*.
- Lyu, P.; Liao, M.; Yao, C.; Wu, W.; and Bai, X. 2018. Mask TextSpotter: An End-to-End Trainable Neural Network for Spotting Text with Arbitrary Shapes. In *Proceedings of the European Conference on Computer Vision (ECCV)*.
- Nayef, N.; Yin, F.; Bizid, I.; Choi, H.; Feng, Y.; Karatzas, D.; Luo, Z.; Pal, U.; Rigaud, C.; Chazalon, J.; Khelif, W.; Luqman, M. M.; Burie, J.; Liu, C.; and Ogier, J. 2017. ICDAR2017 Robust Reading Challenge on Multi-Lingual Scene Text Detection and Script Identification - RRC-MLT. In *2017 14th IAPR International Conference on Document Analysis and Recognition (ICDAR)*, volume 01, 1454–1459.
- Qiao, L.; Tang, S.; Cheng, Z.; Xu, Y.; Niu, Y.; Pu, S.; and Wu, F. 2020. Text Perceptron: Towards End-to-End Arbitrary-Shaped Text Spotting. *Proceedings of the AAAI Conference on Artificial Intelligence*, 34(07): 11899–11907.
- Qin, S.; Bissacco, A.; Raptis, M.; Fujii, Y.; and Xiao, Y. 2019. Towards Unconstrained End-to-End Text Spotting. In *Proceedings of the IEEE/CVF International Conference on Computer Vision (ICCV)*.
- Shi, B.; Yang, M.; Wang, X.; Lyu, P.; Yao, C.; and Bai, X. 2019. ASTER: An Attentional Scene Text Recognizer with Flexible Rectification. *IEEE Transactions on Pattern Analysis and Machine Intelligence*, 41(9): 2035–2048.
- Tian, Z.; Shen, C.; Chen, H.; and He, T. 2019. FCOS: Fully Convolutional One-Stage Object Detection. In *Proceedings of the IEEE/CVF International Conference on Computer Vision (ICCV)*.
- Wang, H.; Lu, P.; Zhang, H.; Yang, M.; Bai, X.; Xu, Y.; He, M.; Wang, Y.; and Liu, W. 2020. All You Need Is Boundary: Toward Arbitrary-Shaped Text Spotting. *Proceedings of the AAAI Conference on Artificial Intelligence*, 34(07): 12160–12167.
- Wang, W.; Xie, E.; Li, X.; Hou, W.; Lu, T.; Yu, G.; and Shao, S. 2019. Shape Robust Text Detection With Progressive Scale Expansion Network. In *Proceedings of the IEEE/CVF Conference on Computer Vision and Pattern Recognition (CVPR)*.
- Xing, L.; Tian, Z.; Huang, W.; and Scott, M. R. 2019. Convolutional Character Networks. In *Proceedings of the IEEE/CVF International Conference on Computer Vision (ICCV)*.
- Yuliang, L.; Lianwen, J.; Shuaitao, Z.; and Sheng, Z. 2017. Detecting Curve Text in the Wild: New Dataset and New Solution. arXiv:1712.02170.