

Acoustic resonators: symmetry classification and multipolar content of the eigenmodes.

Mariia Tsimokha, Vladimir Igoshin, Anastasiya Nikitina, Mihail Petrov, Ivan Toftul,^{*} and Kristina Frizyuk[†]
The School of Physics and Engineering, ITMO University

Acoustics recently became a versatile platform for discovering novel physical effects and concepts at a relatively simple technological level. On this way, single resonators and the structure of their resonant modes play a central role and define the properties of complex acoustic systems such as acoustic metamaterials, phononic crystals, and topological structures. In this paper, we present a powerful method allowing a qualitative analysis of eigenmodes of resonators in the linear monochromatic acoustic domain based on multipole classification of eigenmodes. Using the apparatus of group theory, we explain and predict the structure of the scattered field knowing only the symmetry group of the resonator by connecting the multipolar content of incident and scattered fields. Such an approach can be utilized for developing resonators with predesigned properties avoiding time-consuming simulations. We have performed full multipole symmetry classification for a number of resonators geometries, and tightened it with scattering spectra profiles.

Keywords: Acoustic resonator eigenmodes, symmetry groups, irreducible representations, spherical functions, Wigner's theorem, multipole decomposition

I. INTRODUCTION

Studying acoustic resonators is essential both for many technological application and for fundamental research developing acoustic metamaterials with established properties [1–4], various opto-mechanical systems [5, 6], topological insulators [7, 8], and achieving bound states in the continuum [9, 10]. One of the most important characteristics of any resonator is its eigenmode spectrum and their field structure. Commonly, this problems is addressed with full-wave numerical simulations, while analytical solutions can be defined solely for a limited number of resonator shapes. A spherical scatterer is one of the examples and the plane wave scattering on an arbitrary size sphere [11, 12] was considered for the first time more than 150 years ago by Clebsch [13] and Lorentz [14] for elastic waves, which in electro-magnetic theory is well-known as Mie-scattering [15]. However, the unified description of eigenmodes in an acoustic resonator of arbitrary shape has not been made so far. In solid-state physics, quantum chemistry, and optics a powerful method based on group theory analysis has been widely utilized [16–20]. The mode structure is defined solely by the symmetry the system and can be classified by the irreducible representations (irreps) of the system's symmetry group. The symmetry of the eigenmodes can also give an answer on which modes are involved in physical processes such as linear and nonlinear wave scattering, also referred to as selection rules [21–27].

We build our approach on multipole decomposition of acoustic waves. Generally, the multipole expansion

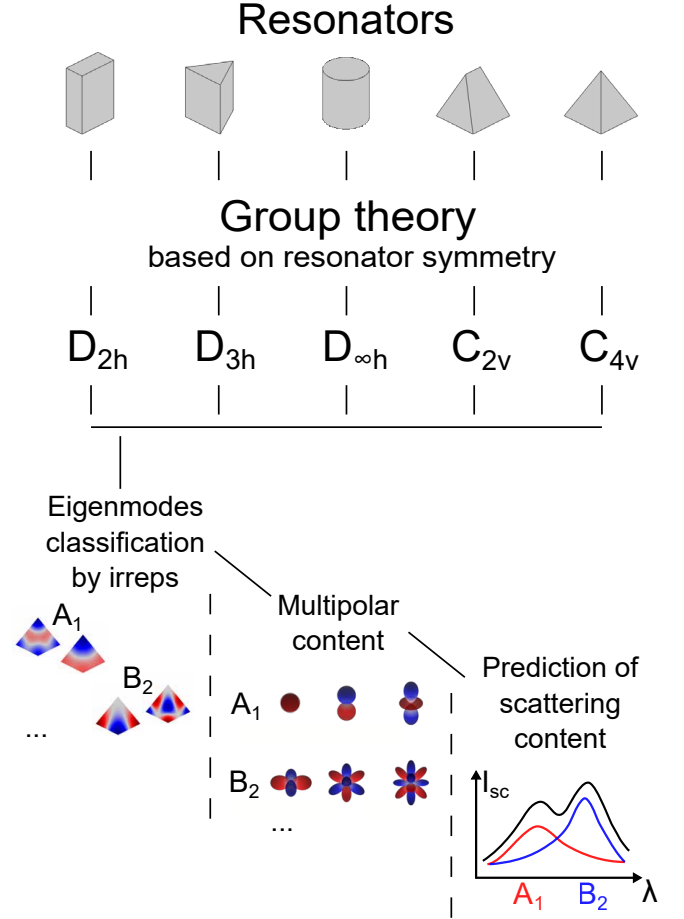


Figure 1. The general approach and step-by-step algorithm to analysis of acoustic resonators modes suggested in this work.

^{*} itoftul@itmo.ru

[†] k.frizyuk@metalab.ifmo.ru

is actively used in nanophotonics [28–31] and demonstrated that it can be effectively used for predicting the optical properties of subwavelength resonators. In acoustics the multipoles approach is not that widely spread however started to draw attention recently [32–34], enabling effective control over the wave propagation directions and radiation reaction forces [6, 35–40].

In our paper, we provide classification and multipole expansion of an acoustic resonators' eigenmodes of various symmetry, as well as its application to the acoustic scattering. Throughout this work we will discuss analyze only longitudinal acoustic pressure waves in monochromatic domain. Inspired by the recent progress in nanophotonics, we will operate in terms of spherical harmonics (multipoles) basis analyzing their symmetry [41–44], which could be even simpler and efficient due to scalar origin of fields. We show how to connect the symmetry of the resonator with the particular multipolar components of the eigenmode representation. Basing on this, one can immediately interpret and predict the scattering spectra, directivity of the scattering, and even acoustics forces acting on resonators due to interaction with an arbitrary incident wave.

The manuscript is constructed as follows: in Section I we give introductory part, which settles up the place of this manuscript in the current state of linear acoustics and optics; in Section II we give some helpful basis of group theory which is necessary for the understanding of the main results; in Section III we explain results obtained for multipole expansion for resonators of D_{3h} symmetry group, and elaborate it on resonators of decreased symmetry; in Section IV we discuss an influence of resonators' symmetry on the cross section of scattered wave. Finally, in Section V we compare it with the case of optical resonators, whilst demonstrating some similarities and dissimilarities, eventually revealing ways of better understanding both types of scattering and other processes.

II. THE BASICS OF GROUP SYMMETRY AND ACOUSTIC MODES ANALYSIS

For better understanding of the theory the brief summary of several topics is presented below. Here we will introduce the concepts of irreducible representation, functions transformed under irreducible representation (basis of the representation), spherical harmonics, multipole expansion and Wigner theorem.

A. Group and representation theory

Group is a set equipped with a binary operation that holds three axioms: associativity, identity, and invertibility. The following study focuses mainly on the sys-

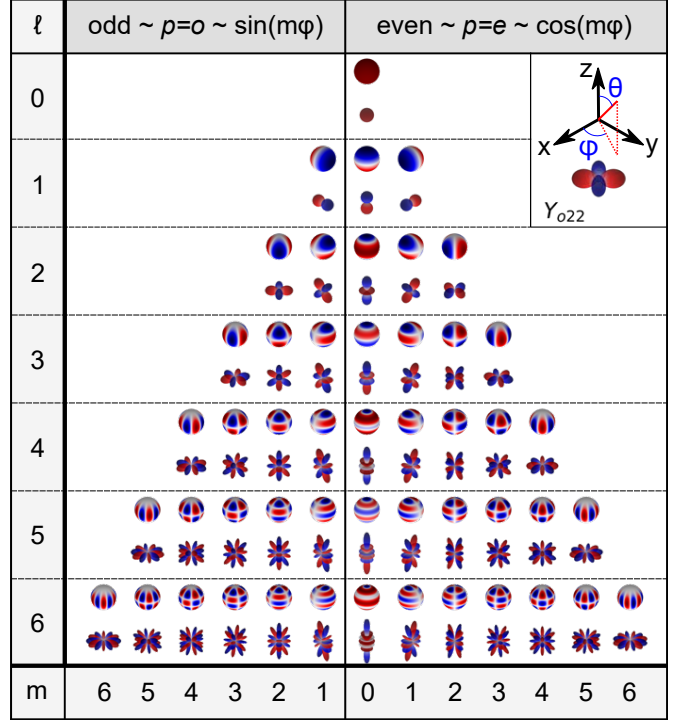


Figure 2. The real spherical functions $Y_{\ell m}(\theta, \varphi)$ up to $\ell = 6$. At the top of the line — the color shows the value of the function depending on the angles θ, φ , the graph is shown on the sphere. At the bottom — the radius of the sphere is deformed in proportion to the modulus of the function value.

$$\begin{bmatrix} D^T(g) \\ \text{irrep} \end{bmatrix} \begin{bmatrix} Y_{o11} \\ Y_{e10} \\ Y_{e11} \end{bmatrix} = \begin{bmatrix} \text{transformed } Y_{o11} \\ \text{transformed } Y_{e10} \\ \text{transformed } Y_{e11} \end{bmatrix}$$

Figure 3. Spherical functions with $\ell = 1$ transforming through each other under the same irreducible representation. For complex form of spherical harmonics $D(g)$ matrix can be obtained using Wigner D-matrixes [45].

tems' symmetry groups that consist of the elements that transform the system to itself, i.e. symmetry operations [46, 47]. A representation of a group \mathbf{G} on a vector space \mathbb{V} is a homomorphism T of \mathbf{G} to the group of automorphisms of \mathbb{V} : $GL(\mathbb{V})$ [48].

$$T : \mathbf{G} \rightarrow GL(\mathbb{V})$$

In simpler words, group representation is a matrix group with box matrixes, where we assign a matrix $D(g)$ to each element $g \in G$ such that $D(g_1 g_2) = D(g_1) D(g_2)$, i.e. the matrixes satisfy the group's multiplication table [18]. Representation is considered irreducible if there is no any nontrivial invariant subspace in space \mathbb{V} [17, 18]. In other words, all matrixes $D(g)$ of any representation can be simultaneously reduced (by a linear basis transformation) to a block-diagonal form, which consists of irreducible blocks, that turn out to be in fact irreducible representations of that group [18].

The term *set of functions $\psi_i(\mathbf{r})$ transforming through each other under the irreducible representation* (or the basis of representation) describes that after the group element action (rotations or reflections in our case) functions are transformed to the particular linear combinations of themselves.

$$\psi_i(g^{-1}\mathbf{r}) = \sum_j D_{ji}(g) \psi_j(\mathbf{r}) \quad (1)$$

To illustrate it, let us introduce spherical harmonic functions also referred as multipoles. A real form in terms of complex spherical harmonics (Fig. 2) is set as [37, 49]:

$$Y_{p\ell m} = \begin{cases} \frac{i}{\sqrt{2}} (Y_{\ell}^m - (-1)^m Y_{\ell}^{-m}) & p = o, \\ Y_{\ell}^0 & m = 0, \\ \frac{i}{\sqrt{2}} (Y_{\ell}^{-m} + (-1)^m Y_{\ell}^m) & p = e. \end{cases} \quad (2)$$

Spherical functions with a particular ℓ are basis functions of $2\ell + 1$ -dimensional irreducible representation of the rotation group of sphere $SO(3)$, therefore *under an arbitrary angle rotation they transform into the linear combination of functions with the same ℓ* (Fig. 3) [45].

The results of our work are based on a Wigner's theorem [50]. It is formulated as follows:

$$\mathcal{H}(\mathbf{r})\psi(\mathbf{r}) = \epsilon\psi(\mathbf{r}) \quad (3)$$

Suppose that an eigenvalue equation, describing a system is invariant under the transformations of a symmetry group, then the eigenfunctions are transformed under irreducible representations of the group.

Applied to acoustic waves among medium characterized by compressibility $\beta(r)$ and density $\rho(r)$ Helmholtz equation is set as:

$$-c(r)^2 \nabla^2 p = \omega^2 p, \quad c(r)^2 = \frac{1}{\beta(r)\rho(r)} \quad (4)$$

here p is the pressure function, $c(r)$ is the coordinate dependent speed of sound, and the operator $\mathcal{H}(\mathbf{r}) \equiv -c(r)^2 \nabla^2$. At first, We restrict ourselves to considering the hard boundary condition, $\partial_n p|_{\partial\Omega} = 0$, at

the resonator surface. Alternatively, the radiative, Sommerfeld-type, boundary condition at $r \rightarrow \infty$ can be considered, however from the symmetry point of view they will provide the same result.

From the Wigner's theorem it immediately follows that the degree of degeneracy of an energy level equals to the dimension of the corresponding irreducible representation. One of the simplest examples of this approach, is that the each mode of a spherical resonator can be portrayed as a particular spherical function (Fig. 2)[18], while modes with identical ℓ are $(2\ell + 1)$ -degenerate.

B. Multipole expansion of resonators' eigenmodes

While the eigenmodes of a spherical resonator are defined by only one spherical harmonic, the situation becomes much more complex for the resonators of an arbitrary shape. Now, their modes cannot be defined by a specific spherical harmonic but rather can be decomposed over a multipoles set. At this stage, defining the multipole content becomes a complex numerical problem, however, one immediately identify it using the *Wigner's theorem*. Indeed, the modes' behavior under all symmetry transformations defines under which irreducible representation it transforms. Now, the multipoles contained in the mode should only belong to the same irreducible representation. Thus, one needs to know, under which irrep of the resonator's symmetry group each spherical harmonics transforms.

III. THEORY AND RESULTS OF MULTIPOLE EXPANSION

A. Multipole analysis using group theory

If there is an acoustic resonator with a defined symmetry, then the equation describing the system is invariant under the symmetry transformations of the group. For the compact resonator which can be considered to be a perturbation of a spherical resonator [51, 52] its eigenmodes are similar to the sphere's eigenmodes.

Let us consider a particular eigenmode of an acoustic resonator which is described by a complex amplitude of pressure $p(\mathbf{r})$. We note that real observed field are defined as $p(\mathbf{r}, t) = \text{Re}[p(\mathbf{r})e^{-i\omega t}]$. We can write a multipole decomposition as a sum of scalar spherical functions [53]:

$$p(\mathbf{r}) = \sum_{p,\ell,m} c_{p\ell m}(r) Y_{p\ell m}(\vartheta, \varphi), \quad (5)$$

where the summation is taken over all the indexes as follows $\sum_{p,\ell,m} \equiv \sum_{p=e,o} \sum_{\ell=0}^{\infty} \sum_{m=-\ell}^{\ell}$, $r = |\mathbf{r}|$ is the

magnitude of the radius vector, ϑ is the polar angle and φ is the azimuthal angle in the spherical coordinate system (see Fig 2 inset). Indeed, the real spherical functions form a basis in space with scalar product given as integral of the solid angle

$$\langle Y_{p\ell m}, Y_{p'\ell' m'} \rangle = \int_{4\pi} Y_{p\ell m} Y_{p'\ell' m'} d\Omega = \delta_{p\ell m}^{p'\ell' m'} \quad (6)$$

where $\delta_{p\ell m}^{p'\ell' m'}$ is a Kronecker delta, $\int_{4\pi} d\Omega \equiv \int_{\varphi=0}^{2\pi} \int_{\theta=0}^{\pi} \sin \theta d\theta d\varphi$. The multipole content of the mode $c_{p\ell m}$ can fully describe the mode properties, however we leave the discussion of multipole series convergence and accuracy out of the scope of this paper [54] saying that the precision is high enough for our purposes.

According to the Wigner theorem a specific eigenmode $p(\mathbf{r})$ is transformed under particular irreducible representation of the resonator's symmetry group. Thus, in the expansion (5), only spherical functions which are transformed under this irreducible representation are presented. There cannot be any spherical functions transformed under different representation in the expansion. Accordingly, the problem of multipole expansion of eigenmodes of the resonator is reduced to determining from symmetry considerations under which irreducible representation a particular mode is transformed and finding a set of spherical harmonics $Y_{p\ell m}$, transformed through each other under the same one. To find such a set, the projection operator on the irreducible representation is introduced \hat{P}_α [55, 56]:

$$\hat{P}_\alpha = \frac{n_\alpha}{|G|} \sum_g \chi_\alpha^*(g) \hat{D}(g) \quad (7)$$

where $|G|$ is the order of the group, g is the group element, α is the number of irrep, n_α is the dimension of irrep, $\chi_\alpha^*(g)$ is the character of g , and $\hat{D}(g)$ is the transformation operator.

The operator \hat{P}_α projects arbitrary basis functions onto a linear combination of functions which are transformed under particular irreducible representation α [57]. Commonly, this procedure allows for identification of the basis functions. However, for the case of spherical functions set we can simply use the already obtained results and address to the readymade character tables [44, 58]. With this, knowing that a particular eigenmode transforms under irrep α , one can immediately determine the multipole composition of this mode by simply finding the spherical functions, which are also transformed under the same irrep α . This set will determine the non-zero components in the expansion Eq. (5). For the resonators of D_{3h} symmetry, the multipolar content is shown in Fig. 4. The first column shows the results of numerical simulation obtained using an eigenmode solver in COMSOL MultiphysicsTM, where the color denotes the acoustical pressure at the surface of the resonator.

a)

D_{3h}	E	$2C_3(z)$	$3C_2'$	$\sigma_h(xy)$	$2S_3$	$3\sigma_v$
A'_1	+1	+1	+1	+1	+1	+1
A''_1	+1	+1	+1	-1	-1	-1
A'_2	+1	+1	-1	+1	+1	-1
A''_2	+1	+1	-1	-1	-1	+1
E'	+2	-1	0	+2	-1	0
E''	+2	-1	0	-2	+1	0

b)

Mode examples	Irrep D_{3h}	Spherical Harmonics
	A'_1	 Y_{e00} Y_{e20} Y_{e40} $Y_{e(2f)(6m)}$ $Y_{e(2f-1)(6m-3)}$
	A''_1	 Y_{o43} Y_{o63} Y_{o76} $Y_{o(2f)(6m-3)}$ $Y_{o(2f-1)(6m)}$
	A'_2	 Y_{o33} Y_{o53} Y_{o66} $Y_{o(2f)(6m)}$ $Y_{o(2f-1)(6m-3)}$
	A''_2	 Y_{e10} Y_{e30} Y_{e50} $Y_{e(2f)(6m-3)}$ $Y_{e(2f-1)(6m)}$
	E'	 Y_{o11} Y_{e11} Y_{o22} $Y_{e(o)(2f)(6m-4)}$ $Y_{e(o)(2f)(6m-2)}$ $Y_{e(o)(2f-1)(6m-5)}$ $Y_{e(o)(2f-1)(6m-1)}$
	E''	 Y_{o21} Y_{e21} Y_{o32} $Y_{e(o)(2f)(6m-5)}$ $Y_{e(o)(2f)(6m-1)}$ $Y_{e(o)(2f-1)(6m-4)}$ $Y_{e(o)(2f-1)(6m-2)}$

Figure 4. a) Character table for symmetry group D_{3h} group. b) Table of multipole composition of eigenmodes for a closed acoustic resonator of symmetry group D_{3h} : examples of modes transformed under particular irreducible representation (first column) and their multipolar content (third column).

B. Numerical simulations

The group theory approach provides the non-zero multipole coefficients in the expansion Eq. (5). The quantitative analysis of these coefficients is usually carried out by direct multipole decomposition of the modes of open resonators[42]. Here, for a closed resonator under consideration, we are rather interested in testing the predicted non-zero multipole components basing on the numerical simulations. For that, firstly we numerically compute the pressure distributions of the eigenmode $\psi(\mathbf{r})$ inside the resonator with help of commercially available COMSOL MultiphysicsTM software. Then, the eigenmode function is multiplied by spherical harmonics $Y_{p\ell m}$ and integrated over a sphere surface embedded inside the resonator and with center matching the resonator center of symmetry as shown in Fig. 5:

$$\begin{aligned} \langle \psi, Y_{p\ell m} \rangle &= \sum_{p', \ell', m'} c_{p' \ell' m'} \int_{4\pi} Y_{p' \ell' m'} Y_{p\ell m} d\Omega = \\ &= \sum_{p', \ell', m'} c_{p' \ell' m'} \delta_{p\ell m}^{p' \ell' m'} = c_{p\ell m} \end{aligned} \quad (8)$$

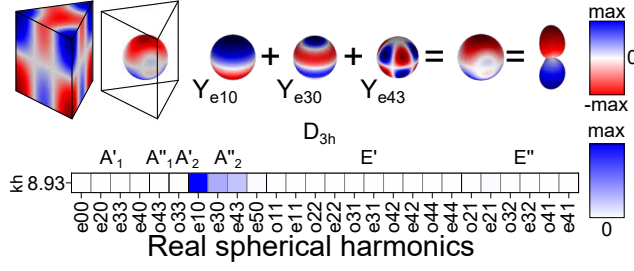


Figure 5. Illustration of the analysis of the multipole composition of a particular eigenmode of a closed resonator. The integration of the pressure function of the eigenmode multiplied by the spherical function was performed over an auxiliary sphere inside the structure. The nonzero value of the integral (filled colored cells in the table) indicates that such spherical function is included in the eigenmode expansion with a certain coefficient.

A non-zero result of the integration represents the fact that the spherical function is included to the eigenmode expansion (see Fig. 5 for a particular eigenmode of a prism resonator). The result will depend on the size of the sphere however we are interested in zero values of the coefficients due to symmetry restriction which will stay zero for any sphere size.

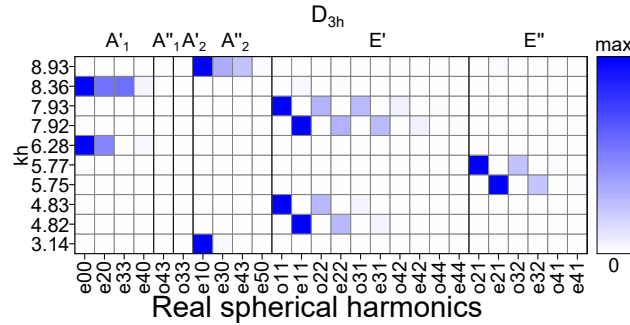


Figure 6. A part of the infinite table of coefficients at spherical functions for the symmetry group D_{3h} . On the vertical axis, the product of the wavevector k of eigenmodes by the height h of the prism is given. The color saturation corresponds to the value of the coefficient $c_{p\ell m}$ in the expansion. The checkerboard arrangements correspond to degenerate modes transformed under two-dimensional representations of E' , E'' . The length of the horizontal base of the prism (object of symmetry group D_{3h}) is 44.68 mm, and its height is 50 mm. However geometrical properties are unimportant to this end.

Fig. 6 summarizes the results of the symmetry analysis for different eigen modes of D_{3h} group symmetry. It shows that for each eigenfrequency coefficients deviate from zero in one representation only. Moreover, there are degenerated modes in two-dimentional representations: two lines correspond to a single frequency, and

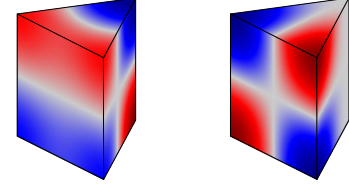


Figure 7. Degenerated modes transformed under the irreducible representation E'' .

coefficients are in blocks or chequerwise. While finding the degenerate modes, the numerical solver oftenly selects them in arbitrary manner, however by slightly violating the symmetry, we can force it to select a particular linear combination. The case of the checkboard positioning corresponds to the case, where in each line every spherical function is either odd or even (Fig. 7), therefore one of the two degenerate modes is even when reflected in $y = 0$ plane, and the second one is odd. The chequerwise distribution can be achieved artificially by stretching the shape out along the x -axis. In this case modes would not be truly degenerated due to the lower symmetry of the system, but their frequencies would be close enough.

C. Eigenmodes decomposition of closed resonators of different symmetry groups

As a next step, we have performed the classification of resonators of other symmetry groups of D_{2h} , D_{3h} , D_{3d} , D_{4h} , D_{6h} , $D_{\infty h}$, C_{2v} , C_{3v} , C_{4v} , C_{6v} , $C_{\infty v}$ with customized geometrical parameters (see Appendix A). The tables for all symmetries are given in Appendix B in the form similar to Fig. 4.

D. Multipole content in the resonators of decreased symmetry

In this part, we would like to focus attention on an interesting behavior when lowering the symmetry of a resonator and correspondent multipoles content evolution. In Fig. 8 the multipoles set of pyramid resonator (C_{4v} -group symmetry) is shown. Under particular transformation one can decrease its symmetry to C_{2v} , which is a subgroup of C_{4v} . When the symmetry is being lowered the number of irreducible representations is reduced: two one-dimensional representations are merged, forming a different one-dimensional representation [59]. Moreover, degeneracies are cancelled when the rotational symmetry around the z -axis is broken: two-dimensional representation turns to two one-dimensional, in other words two degenerated modes

Mode examples	Irrep C_{4v}	Spherical Harmonics	Spherical Harmonics	Irrep C_{2v}	Mode examples
	A_1	$Y_{e00}, Y_{e10}, Y_{e20}, Y_{e(4m)}$	$Y_{e00}, Y_{e10}, Y_{e20}, Y_{e(2m)}$	A_1	
	A_2	$Y_{o44}, Y_{o54}, Y_{o64}, Y_{o(4m)}$	$Y_{o22}, Y_{o32}, Y_{o42}, Y_{o(2m)}$	A_2	
	B_1	$Y_{e22}, Y_{e32}, Y_{e42}, Y_{e(4m-2)}$	$Y_{o11}, Y_{o31}, Y_{o43}, Y_{o(2m-1)}$	B_1	
	B_2	$Y_{o22}, Y_{o32}, Y_{o42}, Y_{o(4m-2)}$	$Y_{e11}, Y_{e21}, Y_{e31}, Y_{e(2m-1)}$	B_2	
	E	$Y_{e11}, Y_{o11}, Y_{e21}, Y_{[e,o](2m-1)}$			

Figure 8. Two symmetry groups C_{4v} , C_{2v} , one of which is a subgroup of the other. Each irreducible representation corresponds to explicit examples of eigenmodes of the resonator transformed under given irreducible representation and expressed by a linear combination of spherical functions transformed under the same one. The blue arrows illustrate the reduction of the number of irreducible representations with decreasing symmetry, and the red arrows show the cancellation of degeneracy with breaking the rotational symmetry around the z -axis by 90 degrees. Geometry of studies closed resonators: $a = 50$ mm, $b = 20$ mm, overall height is 50 mm. For each resonator: density $\rho = 1190$ kg/m³, speed of sound $c = 2500$ m/c. However geometrical properties are unimportant to this end.

turn into two modes with different energies. In the following section, we will demonstrate the effect it has on the spectral features of acoustic wave scattering.

IV. ACOUSTIC WAVE SCATTERING

The scattering of an acoustic wave on the resonator having particular set of eigenmodes results in appearance of resonant features in the scattering spectrum. At this stage, the information on the particular multipole content of resonators can be extremely helpful to analyze and predict the spectral response of the resonant object.

A. Multipoles expansion

Radiation pressure of a plane acoustic wave, propagating along z -axis is in the form of [6, 11, 12, 53, 60]

$$p^i = p_0 e^{ikr \cos \theta} = \sum_{\ell=0}^{\infty} p_{\ell} j_{\ell}(kr) Y_{e\ell 0}(\cos \theta) \quad (9)$$

where $p_{\ell} = p_0 i^{\ell} \sqrt{4\pi(2\ell+1)}$, p_0 is the incident wave amplitude, $j_{\ell}(kr)$ is the spherical Bessel function. By virtue of symmetry, there are solely spherical harmonics $m = 0$ presented in the expansion, however for the scattered wave there might be all components in the expansion:

$$p^s(\mathbf{r}, \omega) = \sum_{p, \ell, m} a_{p\ell m}(\omega) h_{\ell}^{(1)}(kr) Y_{p\ell m}(\cos \theta), \quad (10)$$

where $h_{\ell}^{(1)}$ is the Spherical Hankel function of the first kind [61]. The scattering cross section can be expressed through the scattering coefficient as:

$$\sigma_{sc} = \frac{1}{k^2} \sum_{p, \ell, m} |a_{p\ell m}(\omega)|^2 = \sum_{p, \ell, m} \sigma_{p\ell m}(\omega) \quad (11)$$

where $\sigma_{p\ell m}(\omega) = \frac{1}{k^2} |a_{p\ell m}(\omega)|^2$. The scattering cross section also can be obtained by direct integration of the scattered wave energy flux over any surface surrounding the resonant object, for instance a sphere of radius R ,

$$\sigma_{sc} = \frac{R^2}{I_0} \int_{4\pi} \frac{1}{2} \text{Re}(p^{s*} v_r^s) d\Omega \quad (12)$$

where I_0 is the incident wave intensity, v_r^s is the component of the local velocity of the scattered wave [62]. The answer does not depend on the integration sphere radius since the energy flux of the scatterer power $\frac{1}{2} \text{Re} p^{s*} \mathbf{v}^s \propto 1/R^2$. The multipole expansion coefficients can be found by projecting the pressure of the scattered wave onto the corresponding spherical harmonic:

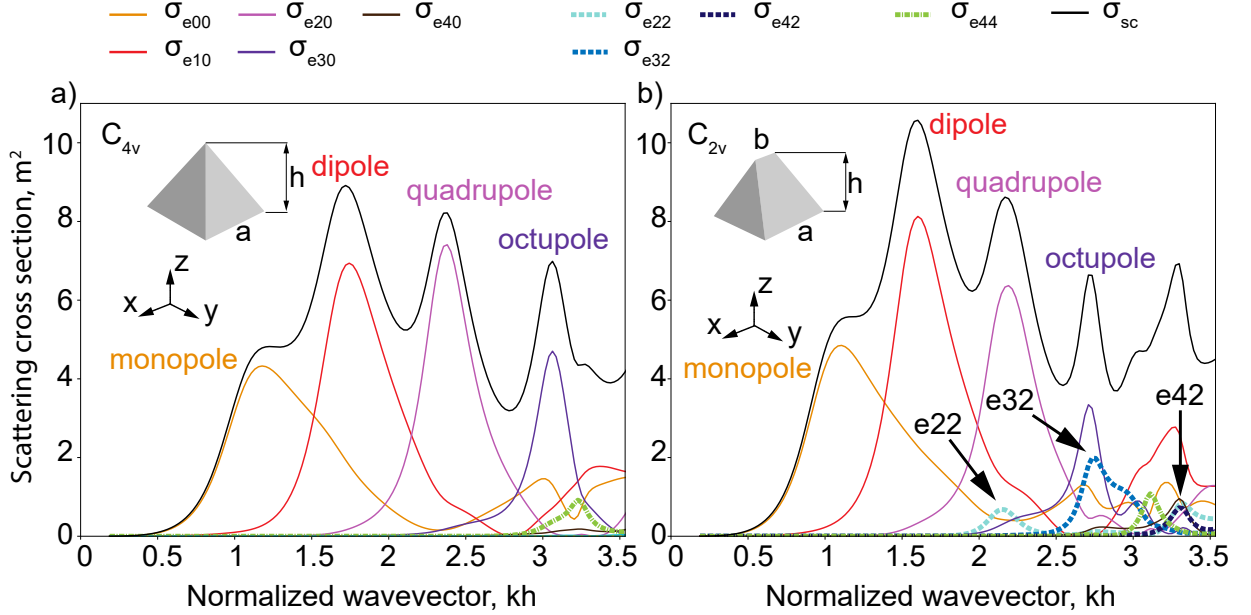


Figure 9. Scattering cross section expansion of two objects with C_{2v} (a) and C_{4v} (b) symmetries. Plane wave propagates along z -axis and therefore contains spherical harmonics with $m = 0$ only in its expansion. (b) The figure illustrates how slight change of a symmetry alters the scattering spectrum multipolar content. Additional contributions of $Y_{e\ell 2}$ are shown. Geometry parameters are $a = 1.5$ m, $b = 0.6$ m, overall height $h = 1.5$ m; parameters of the resonators: speed of sound $c = 2$ m/s, density $\rho = 1/\sqrt{6}$ kg/m³; parameters of the host medium: speed of sound $c_0 = 1$ m/s, density $\rho_0 = 1$ kg/m³

$$\langle p^s(\mathbf{r}, \omega), Y_{p\ell m} \rangle = \sum_{p', \ell', m'} a_{p'\ell'm'}(\omega) h_{\ell'}^{(1)}(kr) \int_{4\pi} Y_{p'\ell'm'} Y_{p\ell m} d\Omega = \sum_{p', \ell', m'} a_{p'\ell'm'}(\omega) h_{\ell'}^{(1)}(kr) \delta_{p\ell m}^{p'\ell'm'} = a_{p\ell m}(\omega) h_{\ell}^{(1)}(kr) \quad (13)$$

If the spherical function $Y_{p\ell m}$ is included both in the incident wave expansion and in an eigenmode's expansion, then this eigenmode will be excited along with all others, which are transformed by the same irrep as $Y_{p\ell m}$. Therefore in the scattered wave the whole basis of spherical harmonics transformed under that irreducible representation is constituted. The incident plane wave propagating along the z -axis contains only spherical functions with $m = 0$ and, thus, it excites all modes which contain at least one spherical function with $m = 0$.

B. Acoustic scattering results

Let us now consider a particular case of wave scattering over an open acoustic resonator of C_{2v} and C_{4v} symmetry groups. In accordance with the multipole analysis results mentioned earlier (Fig. 8), the incident wave excites only one irreducible representation, A_1 . However, irreducible representation A_1 for C_{2v} symme-

try is a result of merging irreducible representations A_1 and B_1 of C_{4v} symmetry group, therefore irreducible representation A_1 for C_{2v} symmetry group corresponds to $Y_{e\ell(2m)}$ spherical functions, while in C_{4v} group there are only $Y_{e\ell(4m)}$ functions present. As a result, the multipole expansion of the wave scattered by the object with C_{2v} symmetry shows contributions of modes missing in the scattering on an object with C_{4v} symmetry (Fig. 9). The used parameters of models and environment are presented in Appendix B.

C. Analogy to optics

Recently, the group symmetry analysis of eigenmodes and their multipolar content of subwavelength optical resonator has been carried out in optics[42], where multipolar theory is a powerful tool for describing optical response of resonant nanostructures, predict, and design their optical properties[28, 34, 63, 64]. The main difference between the optics and acoustics is

that the electromagnetic fields are described by vector functions which adds a polarization degree of freedom. When considering the farfield multipolar content of the modes, one should consider two types of vector spherical harmonics — electric and magnetic ones. However, despite of complexity of electromagnetic modes, one can note that content of the acoustic and optical modes is rather similar [42] as the electric multipoles behave almost exactly as scalar spherical harmonics. The magnetic harmonics have opposite behavior under inversion and reflection, and can excite, for example, modes which transform under irreducible representations A_{2g} and A_{2u} in cylinder, which is impossible in acoustics. Another important difference between acoustic and optical scattering is that the plane wave, incident along z -axis, has only $m = 1$ due to vector nature of the electromagnetic fields [65] and, thus, transforms under a different irreducible representation. Cylindrically symmetric optical fields with $m = 0$ can be achieved in vector beams. We summarize the correspondence between acoustics and optics in Table I.

Acoustics	Optics
Scalar spherical functions Y	Electric multipoles \mathbf{N}
-	Magnetic multipoles \mathbf{M}
$m=0$ for a plane wave $\mathbf{k} \parallel z$	$m=1$ for a plane wave $\mathbf{k} \parallel z$

Table I. Relation between the multipole analysis in acoustics and optics.

V. CONCLUSION

Finally, in conclusion, we applied the machinery of group theory in order to classify and analyze the modes

of subwavelength acoustic resonators in a way similar to nanophotonics. We considered the resonators eigenmodes of several symmetry groups (D_{2h} , D_{3h} , D_{3d} , D_{4h} , D_{6h} , $D_{\infty h}$, C_{2v} , C_{3v} , C_{4v} , C_{6v} , $C_{\infty v}$) and presented the classification tables of their eigenmodes and the multipolar content for each class. The proposed approach of multipole classification approach can be extended to any resonator shape and material. We have connected the multipolar classification with the acoustic scattering problem, since knowing only the multipolar structure of the incident wave and the symmetry group of the resonator one can predict the exact multipolar composition of the scattered field. We studied in detail the lift of degeneracy in a resonator of $C_{4v} \rightarrow C_{2v}$ symmetry and traced the evolution of multipolar content as well as reconfiguration the scattering spectrum. In particular, we showed that symmetry decreasing leads to expanding the range of multipoles in the scattered field. We believe, that our result will find an application in rapidly developing acoustic of metamaterials and metaatoms.

ACKNOWLEDGMENTS

The authors would like to thank Yuri Kivshar for the fruitful discussions. This work was supported by Russian Science Foundation (project 20-72-10141). KF acknowledges support from the Foundation for the Advancement of Theoretical Physics and Mathematics “BASIS” (Russia)

-
- [1] G. Ma and P. Sheng, *Science Advances* **2**, 10.1126/sci-adv.1501595 (2016).
 - [2] J. Guo, X. Zhang, Y. Fang, and R. Fattah, *Journal of Applied Physics* **124**, 104902 (2018).
 - [3] S. A. Cummer, J. Christensen, and A. Alù, *Nature Reviews Materials* **1**, 1–13 (2016).
 - [4] C. Liu, J. Shi, W. Zhao, X. Zhou, C. Ma, R. Peng, M. Wang, Z. H. Hang, X. Liu, J. Christensen, N. X. Fang, and Y. Lai, *Phys. Rev. Lett.* **127**, 084301 (2021).
 - [5] N. Dostart, Y. Liu, and M. A. Popović, *Scientific Reports* **7**, 17509 (2017).
 - [6] I. D. Toftul, K. Y. Bliokh, M. I. Petrov, and F. Nori, *Phys. Rev. Lett.* **123**, 183901 (2019).
 - [7] X. Ni, M. Li, M. Weiner, A. Alù, and A. B. Khanikaev, *Nature Communications* **11**, 2108 (2020).
 - [8] X. Ni, M. Weiner, A. Alù, and A. B. Khanikaev, *Nature Materials* **18**, 113–120 (2019).
 - [9] A. S. Pilipchuk, A. A. Pilipchuk, and A. F. Sadreev, *Physica Scripta* **95**, 085002 (2020).
 - [10] D. N. Maksimov, A. F. Sadreev, A. A. Lyapina, and A. S. Pilipchuk, *Wave Motion* **56**, 52 (2015).
 - [11] B. Slovick and S. Krishnamurthy, *Applied Physics Letters* **113**, 223106 (2018).
 - [12] V. C. Anderson, *The Journal of the Acoustical Society of America* **22**, 426 (1950).
 - [13] A. Clebsch, *De Gruyter* **1863**, 195 (1863).
 - [14] L. Lorenz, *Naturvidenskabelig og Matematisk Afdeling* **6**, 1 (1890).
 - [15] G. Mie, *Annalen der Physik* **330**, 377 (1908).
 - [16] L. Landau and E. Lifshitz, *Quantum Mechanics: Non-Relativistic Theory*, Course of Theoretical Physics (Elsevier Science, 1981).
 - [17] E. L. Ivchenko and G. Pikus, *Crystal symmetry*, in *Superlattices and Other Heterostructures: Symmetry and Optical Phenomena*, Springer Series in Solid-State Sci-

- ences, edited by E. L. Ivchenko and G. Pikus (Springer, 1995) p. 9–38.
- [18] M. S. Dresselhaus, G. Dresselhaus, and A. Jorio, *Group Theory. Application to the Physics of Condensed Matter* (Springer, 2008).
 - [19] G. F. Koster, *Properties of the thirty-two point groups*, Vol. 24 (The MIT Press, 1963).
 - [20] S. Hayami, M. Yatsushiro, Y. Yanagi, and H. Kusunose, *Phys. Rev. B* **98**, 165110 (2018).
 - [21] A. Cammarata, *RSC Adv.* **9**, 37491 (2019).
 - [22] S. Reich, N. S. Mueller, and M. Bubula, *ACS Photonics* **7**, 1537 (2020), <https://doi.org/10.1021/acsp Photonics.0c00359>.
 - [23] K. Frizyuk, *J. Opt. Soc. Am. B, JOSAB* **36**, F32 (2019).
 - [24] K. Frizyuk, I. Volkovskaya, D. Smirnova, A. Poddubny, and M. Petrov, *Phys. Rev. B* **99**, 075425 (2019).
 - [25] T. Cao, M. Wu, and S. G. Louie, *Phys. Rev. Lett.* **120**, 087402 (2018).
 - [26] A. C. Overvig, S. C. Malek, M. J. Carter, S. Shrestha, and N. Yu, *Phys. Rev. B* **102**, 035434 (2020).
 - [27] R. Yang, S. Yue, Y. Quan, and B. Liao, *Phys. Rev. B* **103**, 184302 (2021).
 - [28] D. Smirnova and Y. S. Kivshar, *Optica* **3**, 1241–1255 (2016).
 - [29] Y. Kivshar and A. Miroschnichenko, *Optics and Photonics News* **28**, 24–31 (2017).
 - [30] S. Kruk and Y. Kivshar, *ACS Photonics* **4**, 2638 (2017).
 - [31] S. D. Krasikov, M. A. Odit, D. A. Dobrykh, I. M. Yusupov, A. A. Mikhailovskaya, D. T. Shakirova, A. A. Shcherbakov, A. P. Slobozhanyuk, P. Ginzburg, D. S. Filonov, and A. A. Bogdanov, Multipolar engineering of subwavelength dielectric particles for scattering enhancement (2020), [arXiv:2011.06107 \[physics.class-ph\]](https://arxiv.org/abs/2011.06107).
 - [32] J. S. Bolton and T. A. Beauvilain, *The Journal of the Acoustical Society of America* **91**, 2349 (1992).
 - [33] L. Meng, F. Cai, F. Li, W. Zhou, L. Niu, and H. Zheng, *Journal of Physics D: Applied Physics* **52**, 10.1088/1361-6463/ab16b5 (2019).
 - [34] T. Liu, R. Xu, P. Yu, Z. Wang, and J. Takahara, *Nanophotonics* **9**, 1115 (2020).
 - [35] I. Toftul, K. Bliokh, and M. Petrov, *AIP Conf. Proc.* **2300**, 020127 (2020).
 - [36] E. B. Lima and G. T. Silva, *J. Acoust. Soc. Am.* **150**, 376 (2021).
 - [37] K. Rehfeld, *Materials and Corrosion* **29**, 79–79 (1978).
 - [38] L. Wei and F. J. Rodríguez-Fortuño, *New Journal of Physics* **22**, 083016 (2020), [arXiv: 2003.13292](https://arxiv.org/abs/2003.13292).
 - [39] G. Lu, E. Ding, Y. Wang, X. Peng, J. Cui, X. Liu, and X. Liu, *Applied Physics Letters* **110**, 123507 (2017).
 - [40] Z. Gong and M. Baudoin, *J. Acoust. Soc. Am.* **149**, 3469 (2021).
 - [41] K. Ohtaka and Y. Tanabe, *Journal of the Physical Society of Japan* **65**, 2670 (1996).
 - [42] S. Gladyshev, K. Frizyuk, and A. Bogdanov, *Phys. Rev. B* **102**, 075103 (2020).
 - [43] Z. Xiong, Q. Yang, W. Chen, Z. Wang, J. Xu, W. Liu, and Y. Chen, *Opt. Express* **28**, 3073 (2020).
 - [44] A. Gelessus, W. Thiel, and W. Weber, *J. Chem. Educ.* **72**, 505 (1995).
 - [45] in *Group Theory in Solid State Physics and Photonics* (John Wiley & Sons, Ltd, 2018) p. 331–336.
 - [46] *Non-Crystallographic: Dinfh* (2001), [Online; accessed 21. Mar. 2021].
 - [47] *Character table for point group D ∞ h* (2021), [Online; accessed 21. Mar. 2021].
 - [48] W. Fulton and J. Harris, *Representation Theory* (Springer-Verlag, New York, NY, USA, 2004).
 - [49] D. A. Varshalovich, A. N. Moskalev, and V. K. Khersonsky, *Quantum Theory of Angular Momentum: Irreducible Tensors, Spherical Harmonics, Vector Coupling Coefficients, 3nj Symbols* (World Scientific, Singapore, 1988).
 - [50] A. Piróth and J. Sólyom, *Fundamentals of the Physics of Solids* (Springer, Berlin, Germany, 2007).
 - [51] A. A. Bogdanov, K. L. Koshelev, P. V. Kapitanova, M. V. Rybin, S. A. Gladyshev, Z. F. Sadrieva, K. B. Samusev, Y. S. Kivshar, and M. F. Limonov, *Adv. Photonics* **1**, 016001 (2019).
 - [52] M. B. Doost, W. Langbein, and E. A. Muljarov, *Phys. Rev. A* **90**, 013834 (2014).
 - [53] E. G. Williams, *Fourier acoustics: sound radiation and nearfield acoustical holography* (Academic press, 1999).
 - [54] B. Auguié, W. R. C. Somerville, S. Roache, and E. C. L. Ru, *Journal of Optics* **18**, 075007 (2016).
 - [55] X. Zheng, N. Verellen, D. Vercruysse, V. Volskiy, P. Van Dorpe, G. A. E. Vandenbosch, and V. Moshchalkov, *IEEE Transactions on Antennas and Propagation* **63**, 1589 (2015).
 - [56] R. S. Knox and A. Gold, *Symmetry in the Solid State* (W.A. Benjamin, 1964).
 - [57] P. J. Olver, *Classical Invariant Theory* (Cambridge University Press, 1999).
 - [58] G. Katzer, Character tables for point groups used in chemistry, http://www.gernot-katzers-spice-pages.com/character_tables/index.html.
 - [59] R. S. DRESSELHAUS, G. DRESSELHAUS, and A. JORIO, *Group theory: application to the physics of condensed matter* (Springer, 2008).
 - [60] P. Martin, *Wave Motion* **86**, 63 (2019).
 - [61] Z. Gong, P. L. Marston, and W. Li, *Phys. Rev. E* **99**, 063004 (2019).
 - [62] Z. Gong, W. Li, Y. Chai, Y. Zhao, and F. G. Mitri, *Ocean Engineering* **129**, 507–519 (2017).
 - [63] R. Raab and O. De Lange, *Multipole Theory in Electromagnetism: Classical, Quantum and Symmetry Aspects, with Applications* (Oxford Science Publications, Oxford, 2005) p. 248.
 - [64] Z. Sadrieva, K. Frizyuk, M. Petrov, Y. Kivshar, and A. Bogdanov, *Physical Review B* **100**, 1 (2019), [arXiv:1903.00309](https://arxiv.org/abs/1903.00309).
 - [65] C. F. Bohren and D. R. Huffman, *Absorption and scattering of light by small particles* (John Wiley & Sons, 1998).

Appendix A: COMSOL Multiphysics™ model

We used Eigenvalue Solver to observe electromagnetic fields of closed resonators. We established spherical domain inside the resonator (Fig. 5) to estimate $c_{p\ell m}$ coefficient in the multipole expansion (8). We integrate pressure and spherical harmonics (6) over the surface of the sphere:

$$c_{p\ell m} = \int_{4\pi} p(\mathbf{r}) Y_{p\ell m} d\Omega \quad (\text{A1})$$

We used a built-in complex form of spherical harmonics to get a real solution (2).

For open resonator we used Frequency Domain Solver. The model geometry is a sphere with a Perfect Matched Layer (PML) domain and resonator at the center. To get $a_{p\ell m}(\omega)$ (13) we integrated scalar product of far-field scattering pressure p^s and spherical harmonics over concentric parametric surface with a radius R outside of the resonator, but inside the PML sphere:

$$a_{p\ell m}(\omega) = \frac{1}{h_\ell^{(1)}(kR)} \int_{4\pi} p^s(\mathbf{r}, \omega) Y_{p\ell m} d\Omega \quad (\text{A2})$$

We also note that in Eq. (A2) one should use $h_\ell^{(2)}$ in COMSOL Multiphysics™ instead of $h_\ell^{(1)}$. This comes from the fact the outgoing wave should have the asymptotics as e^{-ikr} once the $e^{+i\omega t}$ convention is used, which is the case for the COMSOL Multiphysics™. Sum of squared absolute values of coefficients equals σ_{sc} (11).

We used the same concentric parametric surfaces to get σ_{sc} by (12). The following expression was used as an integrand in COMSOL Multiphysics™ model (built-in acoustics interfaces notation)

```
0.5*realdot(acpr.p_s, (
-(d(acpr.p_s,x))*x)+
-(d(acpr.p_s,y))*y)+
-(d(acpr.p_s,z))*z)
)/(acpr.rho_c*acpr.iomega))
```

Appendix B: Models and geometry of studies closed resonators

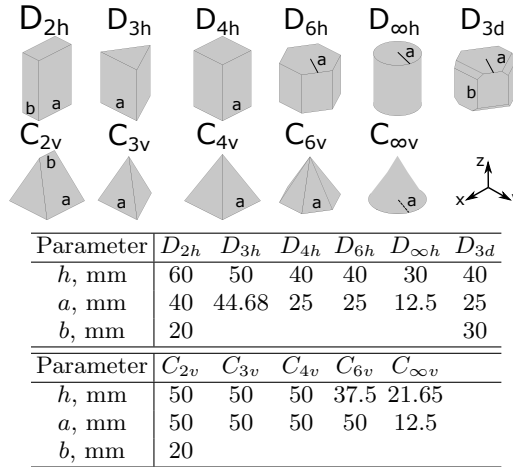


Figure 1. Geometry of studies closed resonators. h – overall height. For each resonator: density $\rho = 1190 \text{ kg/m}^3$, speed of sound $c = 2500 \text{ m/s}$

Parameter	C_{4v}	C_{2v}	Host
h , m	1.5	1.5	
a , m	1.5	1.5	
b , m		0.6	
c , m/s	2	2	1
ρ , kg/m ³	$1/\sqrt{6}$	$1/\sqrt{6}$	1

Figure 2. Parameters of the studied resonators and media in the Mie scattering problem

Appendix C: Eigenmodes' multipole decomposition results

Figure 3. Tables of irreducible representations and examples of eigenmodes transformed under them, and tables of characters of irreducible representations for symmetry groups D_{4h} , D_{2h} , D_{3d} , D_{3h}

Mode examples	Irrep D_{4h}	Spherical Harmonics	Mode examples	Irrep D_{2h}	Spherical Harmonics
	A_{1g}	Y_{e00} Y_{e20} Y_{e40} $Y_{e(2f)(4m)}$		A_g	Y_{e00} Y_{e20} Y_{e40} $Y_{e(2f)(2m)}$
	A_{2g}	Y_{o44} Y_{o64} $Y_{o(2f)(4m)}$		A_u	Y_{o32} Y_{o52} Y_{o54} $Y_{o(2f-1)(2m)}$
	A_{1u}	Y_{o54} Y_{o74} $Y_{o(2f-1)(4m)}$		B_{1g}	Y_{o22} Y_{o42} Y_{o44} $Y_{o(2f)(2m)}$
	A_{2u}	Y_{e10} Y_{e30} Y_{e50} $Y_{e(2f-1)(4m)}$		B_{2g}	Y_{e21} Y_{e41} Y_{e43} $Y_{e(2f)(2m-1)}$
	B_{1g}	Y_{o22} Y_{o42} Y_{o62} $Y_{e(2f)(4m-2)}$		B_{3g}	Y_{o21} Y_{o41} Y_{o43} $Y_{o(2f)(2m-1)}$
	B_{2g}	Y_{o22} Y_{o42} Y_{o62} $Y_{o(2f)(4m-2)}$		B_{1u}	Y_{e10} Y_{e30} Y_{e50} $Y_{e(2f-1)(2m)}$
	B_{1u}	Y_{o32} Y_{o52} Y_{o72} $Y_{o(2f-1)(4m-2)}$		B_{2u}	Y_{o11} Y_{o31} Y_{o33} $Y_{o(2f-1)(2m-1)}$
	B_{2u}	Y_{e32} Y_{e52} Y_{e72} $Y_{e(2f-1)(4m-2)}$		B_{3u}	Y_{e11} Y_{e31} Y_{e33} $Y_{e(2f-1)(2m-1)}$
	E_g	Y_{o21} Y_{e21} Y_{o41} $Y_{[e,o](2f)(2m-1)}$			
	E_u	Y_{o11} Y_{e11} Y_{o31} $Y_{[e,o](2f-1)(2m-1)}$			

Mode examples	Irrep D_{3d}	Spherical Harmonics	Mode examples	Irrep D_{3h}	Spherical Harmonics
	A_{1g}	Y_{e00} Y_{e20} Y_{e40} $Y_{e(2f)(6m)}$ $Y_{o(2f)(6m-3)}$		A'_1	Y_{e00} Y_{e20} Y_{e40} $Y_{e(2f)(6m)}$ $Y_{e(2f-1)(6m-3)}$
	A_{2g}	Y_{e43} Y_{e63} Y_{o66} $Y_{e(2f)(6m-3)}$ $Y_{o(2f)(6m)}$		A''_1	Y_{o43} Y_{o63} Y_{o76} $Y_{o(2f)(6m-3)}$ $Y_{o(2f-1)(6m)}$
	A_{1u}	Y_{e33} Y_{e53} Y_{o76} $Y_{e(2f-1)(6m-3)}$ $Y_{o(2f-1)(6m)}$		A'_2	Y_{o33} Y_{o53} Y_{o66} $Y_{o(2f)(6m)}$ $Y_{o(2f-1)(6m-3)}$
	A_{2u}	Y_{e10} Y_{e30} Y_{o73} $Y_{e(2f-1)(6m)}$ $Y_{o(2f-1)(6m-3)}$		A''_2	Y_{e10} Y_{e30} Y_{e50} $Y_{e(2f)(6m-3)}$ $Y_{e(2f-1)(6m)}$
	E_g	Y_{o21} Y_{e21} Y_{o22} $Y_{[e,o](2f)(3m-2)}$ $Y_{[e,o](2f)(3m-1)}$		E'	Y_{o11} Y_{e11} Y_{o22} $Y_{[e,o](2f)(6m-4)}$ $Y_{[e,o](2f)(6m-2)}$ $Y_{[e,o](2f-1)(6m-5)}$ $Y_{[e,o](2f-1)(6m-1)}$
	E_u	Y_{o11} Y_{e11} Y_{o31} $Y_{[e,o](2f-1)(3m-2)}$ $Y_{[e,o](2f-1)(3m-1)}$		E''	Y_{o21} Y_{e21} Y_{o32} $Y_{[e,o](2f)(6m-5)}$ $Y_{[e,o](2f)(6m-1)}$ $Y_{[e,o](2f-1)(6m-4)}$ $Y_{[e,o](2f-1)(6m-2)}$

Figure 4. Tables of irreducible representations and examples of eigenmodes transformed under them, and tables of characters of irreducible representations for symmetry groups $C_{\infty v}$, C_{6v} , $D_{\infty h}$, D_{6h}

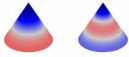
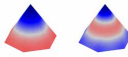


















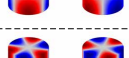
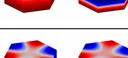
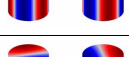

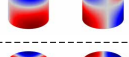












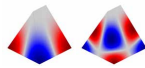
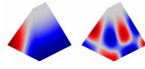
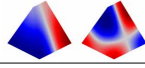
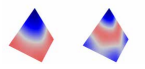
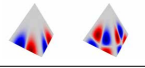
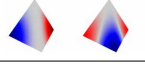

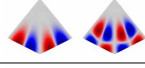
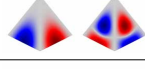
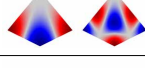

Mode examples	Irrep $C_{\infty v}$	Spherical Harmonics	Mode examples	Irrep C_{6v}	Spherical Harmonics
	A_1	Y_{e00} Y_{e10} Y_{e20} $Y_{et(0)}$		A_1	Y_{e00} Y_{e10} Y_{e20} $Y_{et(6m)}$
	E_1	Y_{o11} Y_{e11} Y_{o21} $Y_{[e,o]l(1)}$		A_2	Y_{o66} $Y_{ot(6m)}$
	E_2	Y_{o22} Y_{e22} Y_{o32} $Y_{[e,o]l(2)}$		B_1	Y_{e33} Y_{e43} Y_{e53} $Y_{et(6m-3)}$
	E_3	Y_{o33} Y_{e33} Y_{o43} $Y_{[e,o]l(3)}$		B_2	Y_{o33} Y_{o43} Y_{o53} $Y_{ot(6m-3)}$
	E_4	Y_{o44} Y_{e44} Y_{o54} $Y_{[e,o]l(4)}$		E_1	Y_{o11} Y_{e11} Y_{o21} $Y_{[e,o]l(6m-5)}$ $Y_{[e,o]l(6m-1)}$
	\dots			E_2	Y_{o22} Y_{e22} Y_{o32} $Y_{[e,o]l(6m-4)}$ $Y_{[e,o]l(6m-2)}$
	A_{1u}	Y_{e00} Y_{e10} Y_{e30} $Y_{e(2l-1)(0)}$		A_{1g}	Y_{e00} Y_{e20} Y_{e40} $Y_{e(2l)(6m)}$
	A_{1g}	Y_{e20} Y_{e40} Y_{e60} $Y_{e(2l)(0)}$		A_{2g}	Y_{o66} $Y_{ot(2l)(6m)}$
	E_{1u}	Y_{o11} Y_{e11} Y_{o31} $Y_{[e,o](2l-1)(1)}$		A_{1u}	Y_{o76} $Y_{ot(2l-1)(6m)}$
	E_{2u}	Y_{o32} Y_{e32} Y_{o52} $Y_{[e,o](2l-1)(2)}$		A_{2u}	Y_{e10} Y_{e30} Y_{e50} $Y_{e(2l-1)(6m)}$
	E_{3u}	Y_{o33} Y_{e33} Y_{o53} $Y_{[e,o](2l-1)(3)}$		B_{1g}	Y_{o43} Y_{o63} $Y_{ot(2l)(6m-3)}$
	E_{1g}	Y_{o21} Y_{e21} Y_{o41} $Y_{[e,o](2l)(1)}$		B_{2g}	Y_{e43} Y_{e63} $Y_{e(2l)(6m-3)}$
	E_{2g}	Y_{o22} Y_{e22} Y_{o42} $Y_{[e,o](2l)(2)}$		B_{1u}	Y_{e33} Y_{e53} $Y_{e(2l-1)(6m-3)}$
	E_{3g}	Y_{o43} Y_{e43} Y_{o63} $Y_{[e,o](2l)(2)}$		B_{2u}	Y_{o33} Y_{o53} $Y_{ot(2l-1)(6m-3)}$
	\dots			E_{1g}	Y_{o21} Y_{e21} Y_{o41} $Y_{[e,o](2l)(6m-5)}$ $Y_{[e,o](2l)(6m-1)}$
	\dots			E_{2g}	Y_{o22} Y_{e22} Y_{o42} $Y_{[e,o](2l)(6m-4)}$ $Y_{[e,o](2l)(6m-2)}$
	\dots			E_{1u}	Y_{o11} Y_{e11} Y_{o31} $Y_{[e,o](2l-1)(6m-5)}$ $Y_{[e,o](2l-1)(6m-1)}$
	\dots			E_{2u}	Y_{o32} Y_{e32} Y_{o52} $Y_{[e,o](2l-1)(6m-4)}$ $Y_{[e,o](2l-1)(6m-2)}$

Figure 5. Tables of irreducible representations and examples of eigenmodes transformed under them, and tables of characters of irreducible representations for symmetry groups C_{2v} , C_{3v} , C_{4v}

Mode examples	Irrep C_{2v}	Spherical Harmonics
	A_1	Y_{e00} Y_{e10} Y_{e20} $Y_{e(2m)}$
	A_2	Y_{o22} Y_{o32} Y_{o42} $Y_{o(2m)}$
	B_1	Y_{o11} Y_{o31} Y_{o43} $Y_{o(2m-1)}$
	B_2	Y_{e11} Y_{e21} Y_{e31} $Y_{e(2m-1)}$

Mode examples	Irrep C_{3v}	Spherical Harmonics
	A_1	Y_{e00} Y_{e10} Y_{e20} $Y_{e(3m)}$
	A_2	Y_{o33} Y_{o43} Y_{o53} $Y_{o(3m)}$
	E	Y_{e11} Y_{o11} Y_{o21} $Y_{[e,o]l(3m-2)}$ $Y_{[e,o]l(3m-1)}$

Mode examples	Irrep C_{4v}	Spherical Harmonics
	A_1	Y_{e00} Y_{e10} Y_{e20} $Y_{e(4m)}$
	A_2	Y_{o44} Y_{o54} Y_{o64} $Y_{o(4m)}$
	B_1	Y_{e22} Y_{e32} Y_{e42} $Y_{e(4m-2)}$
	B_2	Y_{o22} Y_{o32} Y_{o42} $Y_{o(4m-2)}$
	E	Y_{e11} Y_{o11} Y_{e21} $Y_{[e,o]l(2m-1)}$