

KIC 12602250 : A low-amplitude Double-mode δ Scuti star with Amplitude Modulation

CHENGLONG LV,^{1,2} ALI ESAM DIN,¹ XIANGYUN ZENG,^{1,2} J.PASCUAL-GRANADO,³ TAOZHI YANG,⁴ AND JUNHUI LIU⁵

¹*Xinjiang Astronomical Observatory, Chinese Academy of Sciences, Urumqi, Xinjiang 830011, People's Republic of China*

²*School of Astronomy and Space Science, University of Chinese Academy of Sciences, Beijing 100049, People's Republic of China*

³*Instituto de Astrofísica de Andalucía - CSIC, 18008 Granada, Spain*

⁴*School of Physics, Xi'an Jiaotong University, Xi'an 710049, People's Republic of China*

⁵*Department of Astronomy, Xiamen University, Xiamen, Fujian 361005, China*

ABSTRACT

We propose for the first time that KIC 12602250 is a low-amplitude radial double-mode δ Scuti star with amplitude modulation. The detailed frequency analysis is given for the light curve of KIC 12602250 which is delivered from the Kepler mission. The Fourier analysis of the long cadence data (i.e. Q0 - Q17, spanning 1471 days) reveals that the variations of the light curve are dominated by the strongest mode with frequency $F_0 = 11.6141 \text{ d}^{-1}$, suggesting that KIC 12602250 is a δ Scuti star. The other independent mode $F_1 = 14.9741 \text{ d}^{-1}$ is newly detected. The amplitude of the light variations of KIC 12602250 is $\sim 0.06 \text{ mag}$, which indicates that this is a low-amplitude δ Scuti star, but the ratio of F_0/F_1 is estimated as 0.7756 which is typical of HADS, and a slow amplitude growth is detected in F_1 and f_3 , which could be due to stellar evolution, suggesting that KIC 12602250 could be a post main sequence δ Scuti which is crossing the instability strip for the first time.

Keywords: stars: oscillations; stars: variable: δ Scuti

1. INTRODUCTION

The high-precision photometric data provided by Kepler provides an unprecedented opportunity to explore stellar interiors by using the natural oscillation mode of stars, thus greatly expanding the research field of asteroseismology (Chaplin et al. 2010). The ultra-high precision photometric observations at $\mu \text{ mag}$ level have greatly improved our understanding of many types of pulsating variables (Balona et al. 2012). Bedding et al. (2011) proposed that the observed period spacings of gravity modes could be applied to distinguish the hydrogen and helium burning stars in red giants, while Giammichele et al. (2018) suggested that there may be a suppressed oxygen-dominated core in pulsating white dwarfs. As a group of conventional variable stars, the intrinsic homogenous pulsating modes of δ Scuti stars make them excellent targets in the study of asteroseismology (Yang et al. 2018; Breger et al. 2011; Balona & Dziembowski 2011). The fundamental mode, first, second, even the third and fourth radial pulsation mode could be indicators to the interiors burning mechanisms of δ Scuti stars (Breger 2000a).

The δ Scuti type pulsating stars lie inside the classical Cepheid instability strip main sequence on the Hertzsprung Russell (HR) diagram. δ Scuti stars typically range from A2 to F2 in spectral type with luminosity classes from III to V (e.g., Breger 2000a; Lopez de Coca et al. 1990; Rodríguez & Breger 2001), and within the effective temperature range of $6300 \text{ K} \leq T_{\text{eff}} \leq 8600 \text{ K}$ (Uytterhoeven et al. 2011). The pulsating amplitudes are in the range of 0.003-0.9 mag in the V band, with periods usually between 0.02 and 0.3 d (Breger 1979). Some stars show amplitude modulation of pulsation modes caused by different reasons, e.g., beating, mode coupling, rotation, and Blazhko effect (Bowman & Kurtz 2014; Bowman et al. 2016; Yang et al. 2018b; Yang & Esamdin 2019). These targets are excellent samples for asteroseismic study, as they could improve our knowledge of the stellar structure and evolution of stars.

As a subclass of δ Scuti stars, the HADS stars usually pulsate with a light amplitude larger than 0.3 mag and generally rotate slowly with $v \sin i \leq 30 \text{ km s}^{-1}$ (Breger 2000a). Compared with the low-amplitude δ Scuti stars, the HADS stars possess a more restrictive instability strip with a width in temperature of about 300 K and tend to shift to a lower temperature with evolution

Table 1. KIC 12602250 observational (photometry) data characteristics

Parameters	Value in Catalog	
Kepler ID	12602250	
2MASS ID	J19213193+5140320	
Gaia ID	2139231542654343552	
RA, Dec	+19 ^h :21 ^m :31.9 ^s , +51°:40′:32.1″	
BJD ₀	2454953.5388	
Rayleigh f_{res}	0.000679	d ⁻¹
Period	2.07	hr
Kmag	13.277	
Contamination	0.024	
T_{eff}	6879	K
log g	4.131	cgs
$\frac{R}{R_{\odot}}$	1.597	
$\frac{Fe}{H}$	-0.138	cgs

NOTE—These parameters are available in the KASOC:
<https://kasoc.phys.au.dk/>.

(McNamara 2000). Lee et al. (2008) reveal that only ~ 0.24 percent of the stars suited in the δ Scuti region belong to HADS stars. The majority of HADS stars are typically young and metal-rich Population I stars; some have been confirmed to be SX Phe variables, and are Population II metal-deficient stars (Breger 2000a; Balona & Nemec 2012). In general, the HADS stars pulsate with only one or two modes (e.g., AE UMa, Niu et al. 2017; YZ Boo, Yang et al. 2018; etc.), and most of their pulsations belong to radial modes.

KIC 12602250 is classified as a δ Scuti star with a pulsation period of 2.07 hrs by Debosscher et al. (2011). According to the frequency analysis, we propose for the first time that KIC 12602250 is a low-amplitude radial double-mode δ Scuti star with no non-radial modes. The frequency spectra of KIC 12602250 is shown in Figure 2 while the basic parameters are tabulated in Table 1.

In this paper, the observations of KIC 12602250 are introduced in Section 2. Section 3 presents the frequency analysis while Section 4 discusses the radial triple modes and amplitude modulation of this star. We summarize in Section 5.

2. OBSERVATIONS AND DATA REDUCTION

KIC 12602250 was observed from BJD 2454953.538 to 2456424.001 by *Kepler* space telescope, including eighteen quarters (i.e. Q0-Q17). There are only LC photometric observations of KIC 12602250 available through the Kepler Asteroseismic Science Operations Center (KASOC) database⁴ (Kjeldsen et al. 2010) with two types: one is the raw flux, which is reduced by the NASA Kepler Science pipeline, and the other is corrected flux, which is provided by KASOC Working Group 4 (WG # 4: δ Scuti targets). The second type has been corrected for systematic errors such as the cooling down, cooling up, outliers, and jumps. We use the corrected flux and convert it to magnitudes. Then the mean value of each quarter is subtracted to obtain the rectified time series. The final rectified light curve was obtained with 65264 data points, spanning over about 1471 days. Due to the gaps in time series cause spurious frequencies in the power spectra, in light curves of pulsating stars, this hampers identifying the theoretical oscillation modes. We used a forward-backward predictor based on autoregressive moving-average modeling (ARMA) in the time domain. The algorithm MIARMA is particularly suitable for replacing invalid data (Pascual-Granado et al. 2015, 2018). We have used this algorithm to fill the gaps in the light curve of KIC 12602250. Figure 1 shows a portion of the rectified light curve of KIC 12602250 covering 7 days. From this figure, the peak-to-peak amplitude of KIC 12602250 obtained from the rectified light curve is ~ 0.06 mag, suggesting that this star belongs to the low-amplitude class of δ Scuti stars.

3. FREQUENCY ANALYSIS

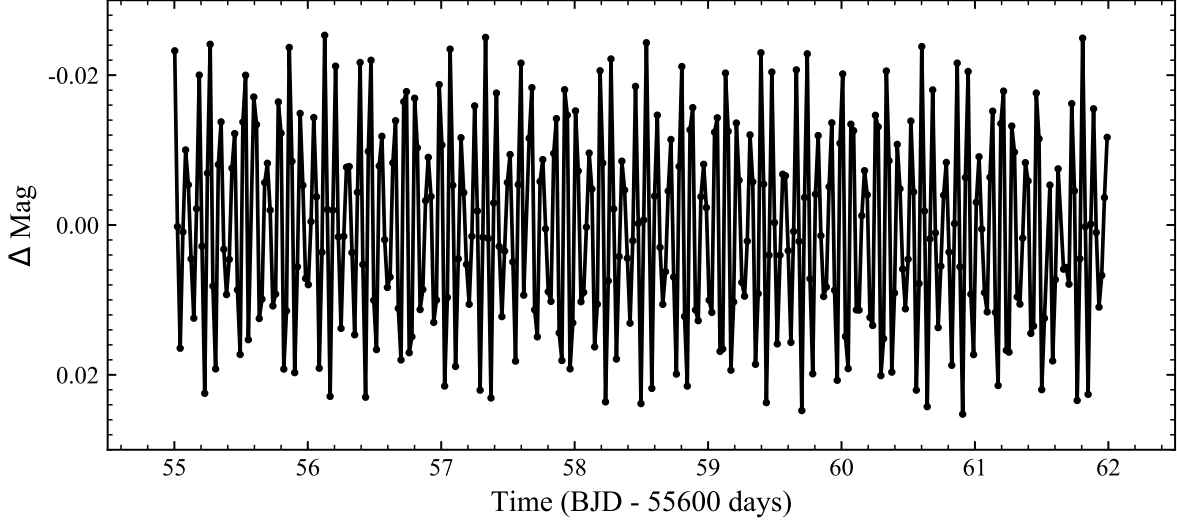


Figure 1. A portion of the long cadence light curve of KIC 12602250 . The amplitude of the light curve is about 0.06 mag.

The software PERIOD04 (Lenz & Breger 2005) is employed to analyze the pulsating behavior of KIC 12602250 . The rectified light curve was fitted with the following formula:

$$m = m_0 + \sum_{i=1}^N A_i \sin(2\pi(f_i t + \phi_i)), \quad (1)$$

where m_0 , A_i , f_i , and ϕ_i are zero-point constant, amplitude, frequency and the corresponding phase, respectively.

Nyquist frequency sets the minimum sampling frequency that needs to be defined to prevent alias frequencies, while some potential significant frequencies could beyond Nyquist frequency (Yang et al. 2018; Southworth et al. 2011; Bowman et al. 2016). The Nyquist frequency of LC observations is $f_N = 24.469 \text{ d}^{-1}$ (Murphy et al. 2013; Holdsworth et al. 2014). In order to detect all potential significant frequencies, we choose the frequency range is $0 < \nu < 50 \text{ d}^{-1}$, which is somewhat wider than the typical pulsation frequency of δ Scuti stars (Breger 1979, 2000a; Uytterhoeven et al. 2011; Balona & Dziembowski 2011). As LC observations apply longer integration time, the data signal-to-noise of LC observations is much higher than that of SC observations. So that the noise in the LC spectrum is lower than that in the SC observations. (Gilliland et al. 2010; Yang et al. 2018). Owing to the combined effects of a high signal-to-noise and a non-regular sampling in LC light curves, we might detect signal beyond the Nyquist limit and discriminate it from aliases.

We consider two frequencies to be resolved if the difference between them is larger than the resolution frequency, $f_{res} = 1 / T$, which is 0.000679 d^{-1} for the LC light curve. The highest peak is usually identified as a potential significant frequency while extracting significant frequencies. Then a multi-frequency least-square fit using Equation 1 applies to the light curve with all significant frequencies detected and obtained the solutions for all the frequencies. A theoretical light curve constructed using the above solutions is subtracted from the rectified data while the residual is obtained for the next search. The above steps are repeated until no significant peak is detected in the frequency spectrum. The criterion of $S/N > 5.0$ suggested by Baran et al. (2015) is adopted to determine the significance of the detected peaks. The uncertainties of frequencies were obtained following the method proposed by Montgomery & O'donoghue (1999). Figure 2 shows the amplitude spectra and the pre-whitening procedures of the light curve. The last panel shows the residual amplitude spectra after pre-whiten eleven detected frequencies. No significant peak could be detected in the residual spectrum, which displays an overall distribution of typical noise.

A total of eight significant frequencies are detected in the spectra of KIC 12602250 and a full list is given in Table 2. Among these frequencies, two of them are considered to be independent. It is reasonable that the strongest peak f_1 was assumed to be the fundamental mode, since the light variations were dominated by this frequency. Therefore, we marked f_1 with 'F0' in the last column of Table 2, the other independent frequency f_2 is labeled as 'F1'. In addition, harmonics (i.e., f_4 , f_8) of 'F0', 'F1' and three combination frequencies (i.e., f_3 , f_5 , f_6) of 'F0', 'F1' are also detected. The frequency f_7 consider as a alias frequency.

4. DISCUSSION

Table 2. Extracted frequencies in LC data of KIC 12602250

f_i	Frequency (d^{-1})	Amplitude (mmag)	S/N	Comment
1	11.6141(1)	13.695(6)	498.0	F0
2	14.9741(2)	8.173(6)	829.4	F1
3	3.3600(3)	4.874(6)	62.6	F1-F0
4	23.2282(4)	2.697(6)	38.3	2F0
5	26.5883(6)	2.403(6)	30.9	F0+F1
6	38.1998(6)	1.371(6)	11.8	F0+2F1
7	7.3734 (4)	0.612(6)	5.8	$2f_N$ -F0-2F1
8	29.9483(7)	0.473(6)	5.6	2F1

NOTE—Among these frequencies, three peaks are independent frequencies, others are harmonic or combinations (denoted by f_i). f_7 is a alias frequency.

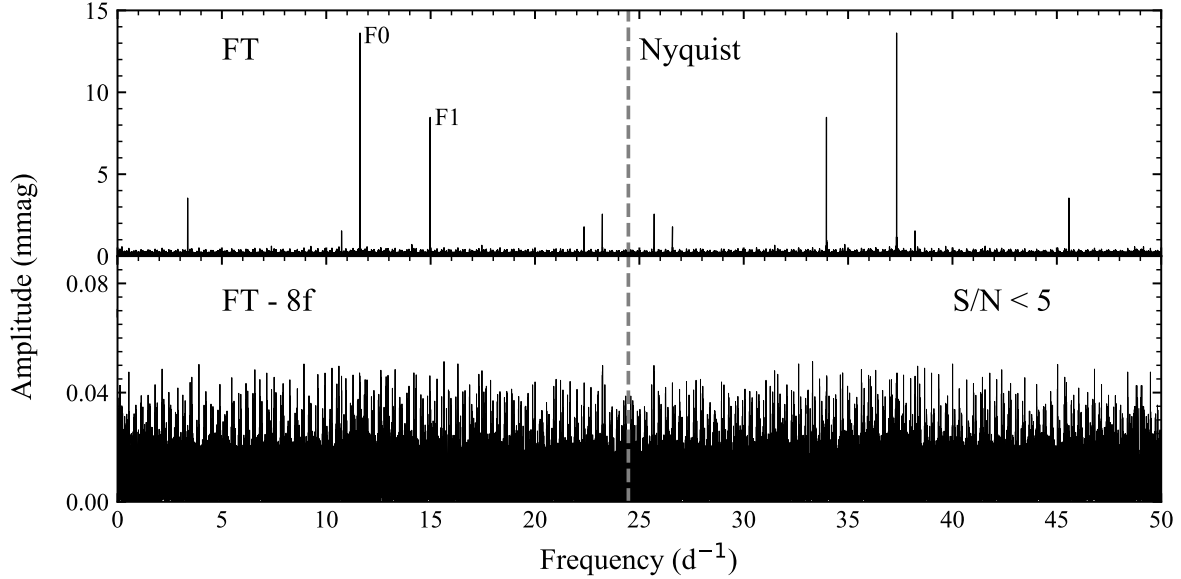


Figure 2. Fourier amplitude spectra and the prewhitening process for the light curve of KIC 12602250 . The top panel shows two independent frequencies, two harmonics and three combination frequencies. The independent frequencies F0, F1 are marked. The bottom panel shows the residual after subtracting 8 significant frequencies and the $S/N < 5$. The dashed line refers to the Nyquist frequency.

4.1. The Double-mode in KIC 12602250

From a large number of stars, it was demonstrated that δ Scuti stars pulsate in low amplitude non-radial modes in addition to high-amplitude radial modes (Bowman 2016). However, low amplitude δ Scuti stars, with only the radial pulsation mode are not common.

Stellingwerf (1979) statistically analyzed the pulsation modes of a number of δ Scuti stars and presented the period ratios of the first four radial modes as: $P_1 / P_0 = (0.756 - 787)$, $P_2 / P_0 = (0.611 - 632)$ and $P_3 / P_0 = (0.500 - 525)$, in which P_0 , P_1 , P_2 and P_3 represent the fundamental mode, first overtone, second overtone and third overtone, respectively. The ratio of P_1 / P_0 of KIC 12602250 is measured as 0.776. In general, the single or double radial mode is common in HADS pulsators (Breger 2000a) and a detailed diagram of double-mode HADS stars and metallicities are given by Petersen & Christensen-Dalsgaard (1996). But the light curve variation of peak-to-peak amplitude is lower than 0.3 mag, indicating that KIC 12602250 is not a HADS star but

Table 3. Comparison of the characteristics of triple-mode variables

	AC And	V823 Cas	V829 Aql	GSC 762-110	GSC 03144-595	KIC 10975348	This paper
Period F (d)	0.7112	0.6690	0.2924	0.1945	0.2036	0.0977	0.0861
F	1.4059	1.4947	3.4150	5.1412	4.9099	10.231	11.614
$1O$	1.9043	1.9505	4.5290	6.7284	6.4319	13.498	14.974
$2O$	2.3749	2.4335	5.6640	8.3974	8.0351	-	-
$3O$	-	-	-	-	-	19.000	-
$F/1O$	0.7383	0.7663	0.7555	0.7641	0.7656	0.7579	0.7756
$F/2O$	0.5920	0.6142	0.6001	0.6120	0.6112	-	-
$F/3O$	-	-	-	-	-	0.5385	-
$1O/2O$	0.8018	0.8015	0.7997	0.8012	0.8001	0.7105	0.7885
A_F (mmag)	204	86	82	75	94	269	16.5
A_{1O}/A_F	0.84	1.51	1.04	1.00	0.97	0.0055	0.4864
A_{2O}/A_F	0.35	0.26	0.35	0.53	0.15	-	-
A_{3O}/A_F	-	-	-	-	-	0.0018	-

NOTE—Reference (Fitch & Szeidl 1976), (Jurcsik et al. 2006), (Handler et al. 1998), (Wils et al. 2008), (Mow et al. 2016), (Yang et al. 2021).

a low-amplitude radial double-mode δ Scuti star, this might indicate it is necessary to revise the definition of a HADS which is, in addition, quite arbitrary.

Moreover, two frequencies of radial modes have been detected in KIC 12602250, enriching the sample of multiple-mode variables. In the low amplitude δ Scuti stars, it is uncommon for all independent frequencies to be radial pulsation modes. Therefore, the study of the double radial pulsation modes of KIC 12602250 might shed light on the intrinsic evolution mode of δ Scuti stars. Since no low-amplitude δ Scuti stars with radial multi-pulsation modes are similar to this star, we chose six HADS for comparison. The basic pulsation parameters of KIC 12602250 and six triple-mode HADS from literature are lists in Table 3. The detections of those weak frequencies in KIC 12602250 are partly due to the high-precision observations of *Kepler*. Compared with other comparison stars, KIC 12602250 has the smallest amplitude. Breger & Bregman (1975) propose that the observed radial pulsation modes are related to the temperature. Fundamental pulsators mainly lie on the cool side of the instability strip, while the stars with overtones tend to be hot pulsators. KIC 12602250 with an overtone would have a high temperature. The two frequencies of radial modes detected in low-amplitude δ Scuti KIC 12602250 without non-radial modes is unusual, suggesting this star might be a post main sequence δ Scuti crossing the instability strip for the first time (Poleski et al. 2010). We suggest that detailed studies on the period ratios and seismic modeling might help to understand the nature of the double radial pulsation mode of KIC 12602250. The observations of δ Scuti stars from *TESS* also provide well-sampled photometric data, which help shed light on interiors pulsation modes of δ Scuti stars, and hence the multiple radial modes.

4.2. Amplitude growth in KIC 12602250

Bowman et al. (2016) propose that the amplitude of KIC 12602250 might increase somewhat with time. We then investigate the amplitude variation of the three frequencies with the highest amplitude. Following the method described by Murphy et al. (2012), we employ a non-linear least-squares fit of the frequencies to the data of each quarter using the software PERIOD04 (Lenz & Breger 2005). The frequency, amplitude, and phase of the peak from the high-resolution amplitude spectrum for all data are utilized as input parameters, while the fixed frequency of each mode used for tracking amplitude and phase of the whole data set can be obtained from the least square fitting. The fixed frequency is then used to optimize the amplitude and phase of each time bin, and the same method has been applied to track the amplitude and phase for the other frequency.

Figure 3 shows slow growth in the amplitude of F_1 and f_3 (F_1 - F_0), while a relatively flat evolution in the amplitude of F_0 . According to Murphy et al. (2012), two potential scenarios have been proposed for the apparent amplitude growth: (1) the amplitude growth is in some way instrumental; and (2) the amplitude growth is an intrinsic or extrinsic effect to the star.

The slight variation of F_1 and f_3 might be somewhat a result of systematic error from the instrument. So we check the contamination of KIC 12602250 from the Kepler Input Catalogue (KIC; (Brown et al. 2011)). The contamination reported for

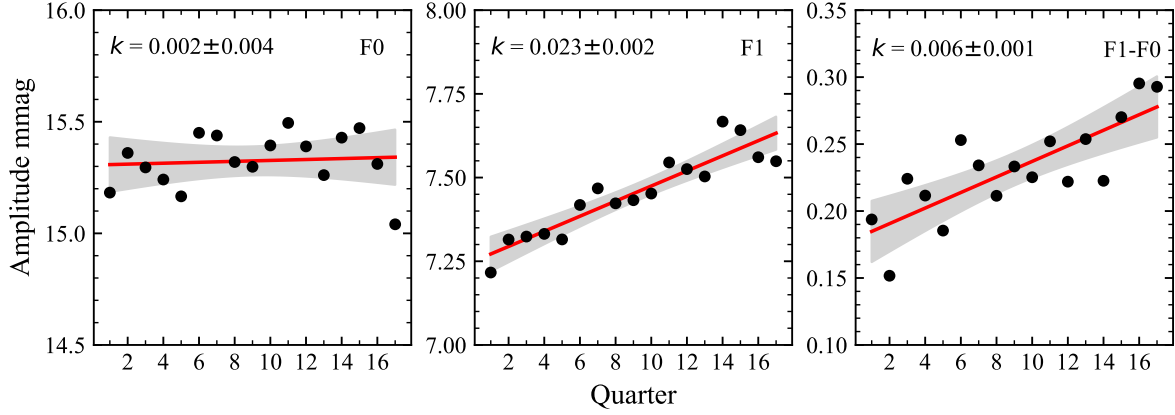


Figure 3. The amplitude variations of F1 and F1-F0 as a function of time. The red lines represent the linear fits of those frequencies using emcee (a Markov chain Monte Carlo Ensemble sampler, [Foreman-Mackey et al. 2013](#)). Errors on amplitude are of order of a few micromagnitudes, much smaller than the plot symbols.

KIC 12602250 is 0.024, significantly smaller than KIC 3429637 ([Murphy et al. 2012](#)), suggesting that the amplitude increasing of F1 is not an instrumental signal. Besides, [Murphy et al. \(2012\)](#) demonstrate that it could not be an instrumental effect, as all modes would decrease or increase with the same functional form if the modulation is instrumental, and instrument trends generally affect low frequencies only.

The 4 CVn is the only one δ Scuti star with detailed studies of amplitude modulation based on ground-based telescopes. ([Breger 2000b, 2009, 2016](#)). [Bowman et al. \(2016\)](#) utilize observations of ~ 1000 δ Scuti stars from the Kepler Space Telescope ([Borucki et al. 2010](#)) to investigate the amplitude modulation as well as its possible mechanism. The reason for δ Scuti stars with variable pulsation amplitudes (and/or frequencies) could roughly be classified as the intrinsic and extrinsic, i.e., physical, interior variations to the star and external effects ([Bowman et al. 2016](#)). The beating from pairs (or groups) of close-frequency ([Breger & Bischof 2002; Breger & Pamyatnykh 2006](#)) and non-linearity or mode coupling ([Bowman et al. 2016](#)) could be considered intrinsic effects.

The amplitude variation of KIC 12602250 may be inconsistent with beating effects since no pairs of close-frequency have been detected. [Breger et al. \(2012\)](#) propose that three frequencies within a family follow the frequency, amplitude and phase relations described in equations $\nu_1 \approx \nu_2 \pm \nu_3$, $A_1 = \mu_c (A_2 A_3)$, $\phi_1 = \phi_2 \pm \phi_3$, where A_i and ϕ_i represent the amplitude and phase of the child and parent modes, respectively, and μ_c is the coupling factor. The μ_c could be small values for combination frequencies from the non-linear distortion model. For KIC 12602250, the f_3 is a combination frequency of F0 and F1 with a μ_c estimated as 0.0025 which might consistent with the non-linear distortion model. However, [Dziembowski \(1982\)](#) suggest that two linearly unstable low-frequency parent modes can damp a high-frequency unstable child mode once they reach the critical amplitude. We propose that the amplitude modulation of the f_3 detected in KIC 12602250 could not originate from the non-linearity for either of F0 nor F1 is low-frequency modes. [Lares-Martiz et al. \(2020\)](#) utilize a different approach which is based on a Volterra expansion to describe the nonlinearities. [Murphy et al. \(2012\)](#) propose that stellar evolution is the primary reason for the amplitude variation of modes in KIC 3429637. The amplitude variation of KIC 12602250 could be result from stellar evolution.

5. SUMMARY

We have analyzed the pulsating behavior of KIC 12602250 using high-precision photometric observations from the *Kepler* mission, and eight significant frequencies are detected. While two of them are independent frequencies, i.e. $F0 = 11.6141 \text{ d}^{-1}$, $F1 = 14.9741 \text{ d}^{-1}$. The ratio of P1/P0 of KIC 12602250 is measured to be 0.776, suggesting that this target could be a new low amplitude radial double-mode δ Scuti star. This may indicate the modification of the definition of HADS is necessary. The low-amplitude, double-mode, and slow amplitude growth of F1 and f_3 might suggest that KIC 12602250 could be a post main sequence δ Scuti crossing the instability strip for the first time ([Poleski et al. 2010](#)). The slow amplitude growth detected in F1 might an indicator of stellar evolution. In order to confirm that the pulsation modes detected using Kepler photometry are indeed overtones and to reveal the nature of the amplitude variation found in KIC 12602250, a follow-up spectroscopic campaign and a full seismic modelling are necessary.

ACKNOWLEDGMENTS

We thank the anonymous referee for the suggestive comments, which improved the manuscript. This research is supported by the National Natural Science Foundation of China (grant No. U2031209 and 12003020). J.P.G. acknowledge funding support from Spanish public funds for research from project PID2019-107061GB-C63 from the 'Programas Estatales de Generación de Conocimiento y Fortalecimiento Científico y Tecnológico del Sistema de I+D+i y de I+D+i Orientada a los Retos de la Sociedad', and from the State Agency for Research through the "Center of Excellence Severo Ochoa" award to the Instituto de Astrofísica de Andalucía (SEV-2017-0709), all from the Spanish Ministry of Science, Innovation and Universities (MCIU). We would like to thank the *Kepler* science team for providing such excellent data.

REFERENCES

- Balona L. A., Dziembowski W. A., 2011, MNRAS, 417, 591-601
- Balona L. A., Lenz P., Antoci V., et al., 2012, MNRAS, 419, 3028-3038
- Balona, L. A. & Nemec, J. M. 2012, MNRAS, 426, 2413.
doi:10.1111/j.1365-2966.2012.21957.x
- Baran, A. S., Koen, C., & Pokrzywka, B. 2015, MNRAS, 448, L16. doi:10.1093/mnras/llu194
- Bedding T. R., Mosser B., Huber D., et al., 2011, Nature, 471, 608
- Borucki W. J., Koch D., Basri G., et al., 2010, Science, 327, 977
- Breger, M., Balona, L., Lenz, P., et al. 2011, MNRAS, 414, 1721.
doi:10.1111/j.1365-2966.2011.18508.x
- Balona, L. A. & Dziembowski, W. A. 2011, MNRAS, 417, 591.
doi:10.1111/j.1365-2966.2011.19301.x
- Breger, M. & Bregman, J. N. 1975, ApJ, 200, 343.
doi:10.1086/153794
- Breger, M., Stich, J., Garrido, R., et al. 1993, A&A, 271, 482
- Breger, M. & Pamyatnykh, A. A. 1998, A&A, 332, 958
- Breger, M. 2000, Delta Scuti and Related Stars, 210, 3
- Borucki, W. J., Koch, D., Basri, G., et al. 2010, Science, 327, 977.
doi:10.1126/science.1185402
- Balona, L. A., Lenz, P., Antoci, V., et al. 2012, MNRAS, 419, 3028. doi:10.1111/j.1365-2966.2011.19939.x
- Breger, M. 2000, MNRAS, 313, 129.
doi:10.1046/j.1365-8711.2000.03185.x
- Breger, M. 2009, Stellar Pulsation: Challenges for Theory and Observation, 1170, 410. doi:10.1063/1.3246530
- Breger, M. 2016, A&A, 592, A97.
doi:10.1051/0004-6361/201628473
- Brown, T. M., Latham, D. W., Everett, M. E., et al. 2011, AJ, 142, 112. doi:10.1088/0004-6256/142/4/112
- Bowman, D. M., Kurtz, D. W., Breger, M., et al. 2016, MNRAS, 460, 1970. doi:10.1093/mnras/stw1153
- Breger, M. & Bischof, K. M. 2002, A&A, 385, 537.
doi:10.1051/0004-6361:20020124
- Breger, M. & Pamyatnykh, A. A. 2006, MNRAS, 368, 571.
doi:10.1111/j.1365-2966.2006.10119.x
- Bowman, D. M. 2016, Ph.D. Thesis
- Breger, M., Fossati, L., Balona, L., et al. 2012, ApJ, 759, 62.
doi:10.1088/0004-637X/759/1/62
- Bowman, D. M. & Kurtz, D. W. 2014, MNRAS, 444, 1909.
doi:10.1093/mnras/stu1583
- Breger, M. 1979, PASP, 91, 5. doi:10.1086/130433
- Chaplin, W. J., Appourchaux, T., Elsworth, Y., et al. 2010, ApJL, 713, L169
- Dziembowski, W. 1982, AcA, 32, 147
- Debosscher, J., Blomme, J., Aerts, C., et al. 2011, A&A, 529, A89.
doi:10.1051/0004-6361/201015647
- Foreman-Mackey, D., Hogg, D. W., Lang, D., et al. 2013, PASP, 125, 306. doi:10.1086/670067
- Fitch, W. S. & Szeidl, B. 1976, ApJ, 203, 616. doi:10.1086/154120
- Giammichele N., Charpinet S., Fontaine G., et al. 2018, Nature, 554, 73
- Gilliland, R. L., Jenkins, J. M., Borucki, W. J., et al. 2010, ApJL, 713, L160. doi:10.1088/2041-8205/713/2/L160
- Handler, G., Pikall, H., & Diethelm, R. 1998, Information Bulletin on Variable Stars, 4549, 1
- Holdsworth, D. L., Smalley, B., Gillon, M., et al. 2014, MNRAS, 439, 2078. doi:10.1093/mnras/stu094
- Jurcsik, J., Szeidl, B., Váradi, M., et al. 2006, A&A, 445, 617.
doi:10.1051/0004-6361:20052876
- Kjeldsen H., Christensen-Dalsgaard J., Handberg R., et al., 2010, Astronomische Nachrichten, 331, 966
- Lenz P., Breger M. 2005, CoAst, 146, 53
- Lopez de Coca, P., Rolland, A., Rodriguez, E., et al. 1990, A&AS, 83, 51
- Lares-Martiz, M., Garrido, R., & Pascual-Granado, J. 2020, MNRAS, 498, 1194. doi:10.1093/mnras/staa2256
- Lee, Y.-H., Kim, S. S., Shin, J., et al. 2008, PASJ, 60, 551.
doi:10.1093/pasj/60.3.551
- McNamara, D. H. 2000, Delta Scuti and Related Stars, 210, 373
- Murphy, S. J., Grigahcène, A., Niemczura, E., et al. 2012, MNRAS, 427, 1418. doi:10.1111/j.1365-2966.2012.22062.x
- Mow, B., Reinhardt, E., Nhim, S., et al. 2016, AJ, 152, 17
- Murphy, S. J., Shibahashi, H., & Kurtz, D. W. 2013, MNRAS, 430, 2986. doi:10.1093/mnras/stt105

- Montgomery M. H., & O'donoghue D., 1999, Delta Scuti Star Newsletter, 13, 28
- Niu, J.-S., Fu, J.-N., Li, Y., et al. 2017, MNRAS, 467, 3122. doi:10.1093/mnras/stx125
- Petersen, J. O. & Christensen-Dalsgaard, J. 1996, A&A, 312, 463
- Poleski, R., Soszyński, I., Udalski, A., et al. 2010, AcA, 60, 1
- Pietrukowicz, P., Dziembowski, W. A., Mróz, P., et al. 2013, AcA, 63, 379
- Pascual-Granado, J., Garrido, R., & Suárez, J. C. 2015, A&A, 575, A78. doi:10.1051/0004-6361/201425056
- Pascual-Granado, J., Suárez, J. C., Garrido, R., et al. 2018, A&A, 614, A40. doi:10.1051/0004-6361/201732431
- Rodríguez, E. & Breger, M. 2001, A&A, 366, 178. doi:10.1051/0004-6361:20000205
- Stellingwerf, R. F. 1979, ApJ, 227, 935
- Southworth, J., Zima, W., Aerts, C., et al. 2011, MNRAS, 414, 2413. doi:10.1111/j.1365-2966.2011.18559.x
- Uytterhoeven, K., Moya, A., Grigahcène, A., et al. 2011, A&A, 534, A125. doi:10.1051/0004-6361/201117368
- Wils, P., Rozakis, I., Kleidis, S., et al. 2008, A&A, 478, 865
- Yang, T.-Z., Esamdin, A., Fu, J.-N., et al. 2018, Research in Astronomy and Astrophysics, 18, 002
- Yang, T., Esamdin, A., Song, F., et al. 2018, ApJ, 863, 195
- Yang, T.-Z. & Esamdin, A. 2019, ApJ, 879, 59
- Yang, T.-Z., Sun, X.-Y., Zuo, Z.-Y., et al. 2021, AJ, 161, 27. doi:10.3847/1538-3881/abcb8b
- Zhou, A.-Y. & Jiang, S.-Y. 2011, AJ, 142, 100