

Decoherence control of a single-photon optomechanical system in phase-sensitive reservoirs.

Vaibhav N Prakash¹ and Aranya B Bhattacharjee^{2,3}

¹*School of Physical Sciences, Jawaharlal Nehru University, New Delhi-110067, India*

²*Department of Physics, Birla Institute of Technology and Science, Pilani, Hyderabad Campus, Hyderabad - 500078, India and*

³*Department of Physics, School of Applied Sciences, University of Science and Technology, District -Ri Bhoi, 793101, Meghalaya India.*

With technological advancements to achieve strong single-photon optomechanical coupling it becomes necessary to explore the effect of such a strongly coupled system interacting with the environment. In this limit the standard Lindblad master equation for the quantum optical case does not hold because it does not take into account the correct eigenstates. Hence another type of master equation which is the Dressed-state master equation is used. In order to emphasize its use we report on the effect of squeezed vacuum/squeezed thermal reservoir on the decoherence of cavity photon Fock states in an optomechanical system in the strong single-photon coupling regime. We not only demonstrate that this decoherence can be effectively controlled by changing the parameters of the reservoir but that such a control can occur via a cavity dephasing term at high enough reservoir temperatures. The presence of cavity dephasing term is an outcome of using correct eigenstates in the strong single-photon optomechanical coupling regime. This study is also different from previous studies of system interacting with phase-sensitive reservoirs where such a dephasing term is absent. Our study might be important in understanding information processing in strongly coupled photonic systems and quantum memories.

Keywords Dressed-state master equation, decoherence, optomechanical nonlinearity, quantum photonics, single-photon strong coupling, squeezed reservoir.

I. INTRODUCTION

There has been a growing interest in using optical photons for quantum information processing, communications and sensor technologies. Quite a few components in photonic systems proposed to be used for information processing for example, single-photon sources[1–4], generation of nonclassical states of light[5, 6], interferometers[7, 8], sensors[9–12], are based on photon-phonon interactions. In the quantum regime nonlinear photon-photon interactions mediated by phonons, give rise to phenomena like photon blockade[13–17], arising from sub-Poissonian statistics. Because of the importance of optomechanical non-linearity to future quantum devices, it becomes necessary to understand the dynamics of an open quantum optomechanical system in the single-photon strong coupling regime. It has been previously reported[18] how vacuum and thermal environments affect the dynamics of an optomechanical system in the strong single-photon coupling regime. We further this argument to squeezed vacuum and thermal reservoirs especially since squeezed environments have been known to provide additional control over the dynamics of open quantum systems[19–22].

In this article we take a look at the effect of single-photon strong coupling on the time evolution of the system density operator under the influence of squeezed vacuum and squeezed thermal reservoir[23]. In particular, we show that the rate of decoherence increases in the strong to ultra-strong single-photon coupling regime, under squeezed thermal reservoir, except for certain values of the reservoir parameters wherein there is a drastic decrease in decoherence rate. We perform these simulations with the help of the Dressed-state master equation(DSME) which has been previously used in the case of strongly coupled systems[24, 25]. We also give modifications to the Standard Master Equation(SME) in the interaction picture under the influence of a squeezed thermal reservoir. We compare our findings with those from thermal reservoir.

II. NON-QUADRATIC HAMILTONIAN

Dressed states are eigenstates of the system hamiltonian including the interaction term. In the strong laser drive limit dressed states, formed by the superposition of photon-

phonon product states, give rise to splitting of the normal modes of the non-interacting hamiltonian[26]. On the other hand in the weak laser drive, the strong optomechanical coupling leads to the dressing of cavity photons by mechanical excitations. The dressed states are then approximate eigenstates of the total hamiltonian(including the interaction part) in the photon number basis. This can be demonstrated by a unitary transformation of the system hamiltonian. In this article we consider an optomechanical system consisting of a single Fabry-Perot cavity with one end of the system movable under radiation pressure of cavity photons and a simple harmonic potential. The system hamiltonian in the frame rotating with the laser frequency ω_L , is given by($\hbar = 1$);

$$\hat{H} = -\Delta \hat{a}^\dagger \hat{a} + \omega_m \hat{b}^\dagger \hat{b} - g_0 \hat{a}^\dagger \hat{a} (\hat{b} + \hat{b}^\dagger) + i\mathcal{E}(\hat{a}^\dagger - \hat{a}), \quad (1)$$

where laser detuning $\Delta = \omega_L - \omega_c$, ω_c and ω_m are the cavity frequency and natural frequency of the mechanical oscillator, respectively, ω_L is the laser drive frequency, while $\hat{a}(\hat{b})$ are annihilation operators of cavity(mechanical) mode. g_0 is the single photon optomechanical coupling and \mathcal{E} is the energy of the laser drive.

III. POLARON TRANSFORM

The presence of the laser electric field term in Hamiltonian in Equation (1) renders the Hamiltonian Hermitian. In the absence of the drive we can use polaron transformation to find the eigenstates of the hamiltonian.

$$\lim_{\mathcal{E} \rightarrow 0} \hat{H}' = \hat{U} \hat{H} \hat{U}^\dagger = \omega_c \hat{a}^\dagger \hat{a} + \omega_m \hat{b}^\dagger \hat{b} - \frac{g_0^2}{\omega_m} (\hat{a}^\dagger \hat{a})^2, \quad (2)$$

where $U = e^{-S}$ is a unitary operator and $S = (\hat{a}^\dagger \hat{a}) \frac{g_0}{\omega_m} (\hat{b}^\dagger - \hat{b})$ [27]. The total energy of the system described by hamiltonian in Equation (2) is, $E' = n\omega_c + m\omega_m - n^2 g_0^2 / \omega_m$, where $n \equiv \langle \hat{a}^\dagger \hat{a} \rangle$ and $m \equiv \langle \hat{b}^\dagger \hat{b} \rangle$ are the expectation values of photon and phonon number operators respectively. In terms of product states, the eigenstate can be written as;

$$|\Psi\rangle = |k\rangle \otimes |l_{(n)}\rangle = |k\rangle \otimes e^{\hat{N}_c \beta_0 (\hat{b}^\dagger - \hat{b})} |l\rangle, \quad (3)$$

where $\beta_0 = g_0 / \omega_m$, $\hat{N}_c = \hat{a}^\dagger \hat{a}$, is the photon number operator, $|l_{(n)}\rangle$ is a mechanical state $|l\rangle$ displaced by an amount proportional to the cavity photon number $n\beta_0$ and $|k\rangle$ is the photon Fock state. In this regard a dressed state occurs when a photon number dependent

mechanical state gets excited by the cavity photon itself. This also gives rise to second order non-linearity i.e photon-photon coupling mediated by phonons. In the single-photon regime, we consider only a few photons and hence n is small. To increase non-linearity, we must have strong to ultrastrong optomechanical coupling g_0 . This type of nonlinear coupling is also known as quantum/intrinsic non-linearity. The total energy of the system hamiltonian in Equation (1) with $\mathcal{E} \rightarrow 0$, can now be written in this dressed state picture as;

$$E' = \langle k, l_{(n)} | \hat{H} | k, l_{(n)} \rangle = \langle k, l | e^{-\hat{N}_c \beta_0 (\hat{b}^\dagger - \hat{b})} \hat{H} e^{\hat{N}_c \beta_0 (\hat{b}^\dagger - \hat{b})} | k, l \rangle = \langle k, l | \hat{H}' | k, l \rangle, \quad (4)$$

where \hat{H}' is given in Equation (2). Without loss of generality we assume that photon-phonon states ($|k, l\rangle$) are represented by tensor product of individual Fock states.

IV. DRESSED-STATE MASTER EQUATION

While studying the dynamics of an open quantum system, a common approach is to use the Standard Master Equation(SME) under the Born-Markov approximation. As it was shown in Section III, this requires us to define the eigenmodes of the system. For weak single photon coupling we can ignore the photon-phonon coupling and approximately define the eigenmodes of the system to derive the SME. For a strong single photon coupling however the inter-modal interactions cannot be ignored. This gives rise to another type of master equation which is known as the Dressed-State Master Equation(DSME)[18, 33, 34]. In DSME we work within the photon-phonon eigenbasis discussed in Section III. It is also assumed that the bath attached to the mechanical resonator couples to both degrees of freedom but the other bath couples only to the optical resonator. In the interaction picture and considering ohmic reservoirs, the DSME is given as;

$$\frac{d\tilde{\rho}(t)}{dt} = \gamma_m(n_{th} + 1)\mathcal{D}[\hat{b} - \beta_0\hat{N}_c]\tilde{\rho}(t) + \gamma_m n_{th}\mathcal{D}[\hat{b}^\dagger - \beta_0\hat{N}_c]\tilde{\rho}(t) + \kappa\mathcal{D}[a]\tilde{\rho}(t), \quad (5)$$

where $\tilde{\rho}(t)$ is the density matrix operator in the interaction picture, n_{th} is the thermal photon occupancy number at temperature T , γ_m and κ are the mechanical and optical decay rates respectively, \hat{N}_c is the cavity photon number operator and $\mathcal{D}[\hat{o}]\tilde{\rho}(t)$ is a Lindbladian superoperator which is the dissipator defined in Section IV and redefined here as;

$$\mathcal{D}[\hat{o}]\tilde{\rho}(t) = \hat{o}\tilde{\rho}(t)\hat{o}^\dagger - \frac{1}{2}\{\hat{o}^\dagger\hat{o}, \tilde{\rho}(t)\}, \quad (6)$$

where \hat{o} is the system eigen-operator. In the interaction picture and in dressed eigenbasis,

$$\hat{b}(t) = e^{-i\omega_m t} \hat{b} + \beta_0 \hat{N}_c. \quad (7)$$

This is different from the SME approach, where $\hat{b}(t) = e^{-i\omega_m t}$. By introducing a "book-keeping" term $\beta_0 \hat{N}_c$ we re-write Equation (7) as,

$$\hat{b}(t) = e^{-i\omega_m t} (\hat{b} - \beta_0 \hat{N}_c) + \beta_0 \hat{N}_c. \quad (8)$$

The "book-keeping" term is added just to be consistent with the interpretation of $\hat{b}(t)$ in SME and DSME. In SME Equation (8) can be written as,

$$\hat{b}(t) = e^{-i\omega_m t} (\hat{b} - \beta_0 \hat{N}_c) + e^{-i\omega_m t} \beta_0 \hat{N}_c = e^{-i\omega_m t} \hat{b} \quad (9)$$

Comparing Equation (8) and Equation (9) it is easy to see that the DSME gives terms rotating with different frequencies while in the SME no such distinction occurs. It is then straightforward to show that for the dressed basis ($\beta_0 \sim 1$) the SME approach gives rise to additional terms in the interaction picture;

$$\begin{aligned} \frac{d\tilde{\rho}(t)}{dt} = & \gamma_m (n_{th} + 1) \mathcal{D}[\hat{b} - \beta_0 \hat{N}_c] \tilde{\rho}(t) + \gamma_m n_{th} \mathcal{D}[\hat{b}^\dagger - \beta_0 \hat{N}_c] \tilde{\rho}(t) \\ & + \kappa \mathcal{D}[a] \tilde{\rho}(t) + \gamma_m (2n_{th} + 1) \beta_0^2 \mathcal{D}[\hat{N}_c] \tilde{\rho}(t). \end{aligned} \quad (10)$$

The last term in Equation (10) induces dephasing since it doesn't affect any photon/phonon population but nonetheless contributes to the decoherence of $\tilde{\rho}(t)$. For $\beta_0 \ll 1$ we can ignore terms involving β_0 in Equation (10) and get back SME for the unperturbed eigenbasis. For cavity optomechanical systems another important approximation in the DSME is that the cavity frequency should be much larger than the mechanical frequency ($\omega_c \gg \omega_m$), which is true in the case of optical photons. For microwave photons this approximation is no longer valid and we have to use the Global Master Equation[34].

V. DSME FOR A SQUEEZED THERMAL RESERVOIR

A non-unitary evolution of the state density matrix in open quantum systems is due to its interaction with an external reservoir. A common technique to understand system-reservoir interaction is within the Born-Markov approximation where the system-reservoir coupling is

considered to be weak and the reservoir correlation functions are "memory-less" i.e the time-scale at which the reservoir components interact with each other is much smaller than that of the system. Most experimental studies are conducted with vacuum or thermal reservoirs. Non-thermal or squeezed thermal reservoirs, for example, are difficult to construct but show promising results in different theoretical studies. They have been shown to reduce decay rates of the quantum coherence leading to preservation of non-classical effects[28, 29]. Squeezed thermal reservoirs have also been shown to be useful as a resource for nano-mechanical engines to go beyond the Carnot limit and improve power and efficiency of quantum heat engines[30, 31]. Hence the effect of squeezed reservoirs on the decoherence of individual states(coherent or Fock) of the system is well understood but the literature lacks knowledge on how squeezed reservoirs affect the decoherence of strongly coupled systems. It is thus important to understand their role when they are coupled to an optomechanical system which is in the strong photon-phonon coupling regime.

A. Squeezed thermal reservoir

A squeezed thermal reservoir can be realised by applying signal to a nanobeam resonator in which the signal noise is such that it is suppressed in one of the quadratures and amplified in another[30]. Phase-space distribution of such a signal shows a squeezed thermal state. Thermal noise from a laser subjected onto a parametric amplifier can also give rise to squeezed thermal noise. A proposal to engineer squeezed vacuum reservoir using interference between spontaneous decays of two different excited states in atomic systems was given by *Zoller et.al.*[35] but such a method would require multiple ground states.

Squeezed reservoirs are examples of a non-stationary reservoirs[32] as opposed to thermal reservoirs. This is because the correlation functions of the electric field operator of the radiation modes are no longer homogeneous in time i.e. they show time dependence. As a result the master equation for optical and mechanical operators contains additional terms in the rotating wave approximation. Under squeezed thermal reservoir the SME in the

unperturbed eigenbasis($\beta_0 \ll 1$) is given as;

$$\begin{aligned} \frac{d\tilde{\rho}(t)}{dt} &= \gamma_m(N_{eff} + 1)\mathcal{D}[\hat{b}]\tilde{\rho}(t) + \gamma_m(N_{eff})\mathcal{D}[\hat{b}^\dagger]\tilde{\rho}(t) \\ &+ \kappa(N + 1)\mathcal{D}[\hat{a}]\tilde{\rho}(t) + \kappa(N)\mathcal{D}[\hat{a}^\dagger]\tilde{\rho}(t) \\ &- \gamma_m M_{eff}^* \hat{b} \tilde{\rho}(t) \hat{b} - \gamma_m M_{eff} \hat{b}^\dagger \tilde{\rho}(t) \hat{b}^\dagger - \kappa M^* \hat{a} \tilde{\rho}(t) \hat{a} - \kappa M \hat{a}^\dagger \tilde{\rho}(t) \hat{a}^\dagger, \end{aligned} \quad (11)$$

where $N_{eff} = n_{th}(\cosh^2 r + \sinh^2 r) + \sinh^2 r$, $M_{eff} = -\cosh r \sinh r e^{i\theta}(2n_{th} + 1)$, with r, θ being the single mode squeezing parameters. Since $n_{th}(\omega_c) \approx 0$ for optical photons, N_{eff} and M_{eff} are replaced with $N = \sinh^2 r$ and $M = -\cosh r \sinh r e^{i\theta}$ for operator $\hat{a}(\hat{a}^\dagger)$. To understand what happens in the DSME for a squeezed reservoir we follow procedure similar to *Hu et. al.*[18]. We first write down the correlation function for a squeezed thermal reservoir. It is straightforward to show that the correlation function includes additional terms having time dependence and is given as;

$$\begin{aligned} \mathcal{R}(s, t) &= \sum_k |G_k^\lambda|^2 (N_k - M_k \exp(-2i\omega_k t)) e^{i\omega_k s} \\ &+ |G_k^\lambda|^2 ((N_k + 1) - M_k^* \exp(2i\omega_k t)) e^{-i\omega_k s}, \end{aligned} \quad (12)$$

where $\langle O_\lambda^\dagger(\vec{k}) O_{\lambda'}(\vec{k}') \rangle = \delta_{\lambda\lambda'} \delta_{\vec{k}\vec{k}'} N_k$, $\langle O_\lambda(\vec{k}) O_{\lambda'}^\dagger(\vec{k}') \rangle = \delta_{\lambda\lambda'} \delta_{\vec{k}\vec{k}'} (N_k + 1)$, $\langle O_\lambda(\vec{k}) O_{\lambda'}(\vec{k}') \rangle = \delta_{\lambda\lambda'} \delta_{\vec{k}\vec{k}'} M_k$, $\langle O_\lambda^\dagger(\vec{k}) O_{\lambda'}^\dagger(\vec{k}') \rangle = \delta_{\lambda\lambda'} \delta_{\vec{k}\vec{k}'} M_k^*$ and G_k^λ is the system-reservoir coupling for the k^{th} reservoir mode having polarization λ . As shown in Appendix A, the correlation function in Equation (12) leads to additional terms proportional to operators \hat{a} , \hat{a}^\dagger , $(\hat{b} - \beta_0 \hat{N}_c)$ and $(\hat{b} - \beta_0 \hat{N}_c)^\dagger$ in the dressed state. Also for since $n_{th}(\omega_c) \approx 0$, N_k and M_k are replaced by N and M respectively for the cavity mode, while for the mechanical mode they are replaced by N_{eff} and M_{eff} respectively. The DSME for a squeezed thermal reservoir can then be written as;

$$\begin{aligned} \frac{d\tilde{\rho}(t)}{dt} &= \gamma_m(N_{eff} + 1)\mathcal{D}[\hat{b} - \beta_0 \hat{N}_c]\tilde{\rho}(t) + \gamma_m N_{eff} \mathcal{D}[\hat{b}^\dagger - \beta_0 \hat{N}_c]\tilde{\rho}(t) \\ &+ \kappa(N + 1)\mathcal{D}[\hat{a}]\tilde{\rho}(t) + \kappa(N)\mathcal{D}[\hat{a}^\dagger]\tilde{\rho}(t) \\ &- \gamma_m M_{eff}^* (\hat{b} - \beta_0 \hat{N}_c) \tilde{\rho}(t) (\hat{b} - \beta_0 \hat{N}_c) - \gamma_m M_{eff} (\hat{b} - \beta_0 \hat{N}_c)^\dagger \tilde{\rho}(t) (\hat{b} - \beta_0 \hat{N}_c)^\dagger \\ &- \kappa M^* \hat{a} \tilde{\rho}(t) \hat{a} - \kappa M \hat{a}^\dagger \tilde{\rho}(t) \hat{a}^\dagger. \end{aligned} \quad (13)$$

To derive the above expression we assume that the reservoir degrees of freedom remain Markovian in nature even at low temperatures. This is clearly not a good assumption since at low temperatures the reservoir show long correlation times between the reservoir degrees

of freedom which gives rise to non-Markovianity. Still we do this to differentiate it from what happens at high temperatures, next.

B. Cavity dephasing in the DSME

At high enough temperature ($k_B T \gg \omega_m$) additional terms get included in the DSME in Equation (13). This is shown in Appendix A. These terms are proportional to $\mathcal{D}[\hat{N}_c]$ and hence contribute to the dephasing of cavity photons. It has been previously shown[18] that for a thermal reservoir, the DSME at high enough temperatures also includes cavity dephasing terms,

$$\begin{aligned} \frac{d\tilde{\rho}(t)}{dt} &= \gamma_m(n_{th} + 1)\mathcal{D}[\hat{b} - \beta_0\hat{N}_c]\tilde{\rho}(t) + \gamma_m n_{th}\mathcal{D}[\hat{b}^\dagger - \beta_0\hat{N}_c]\tilde{\rho}(t) \\ &+ \kappa\mathcal{D}[a]\tilde{\rho}(t) + 4\gamma_m\left(\frac{k_B T}{\omega_m}\right)\beta_0^2\mathcal{D}[\hat{N}_c]\tilde{\rho}(t), \end{aligned} \quad (14)$$

in the units of $\hbar = 1$. For a squeezed thermal reservoir, on the other hand, this dephasing term is different due to the presence of squeezing parameters r, θ . The DSME in Equation (13) then becomes,

$$\begin{aligned} \frac{d\tilde{\rho}(t)}{dt} &= \gamma_m(N_{eff} + 1)\mathcal{D}[\hat{b} - \beta_0\hat{N}_c]\tilde{\rho}(t) + \gamma_m N_{eff}\mathcal{D}[\hat{b}^\dagger - \beta_0\hat{N}_c]\tilde{\rho}(t) \\ &+ \kappa(N + 1)\mathcal{D}[a]\tilde{\rho}(t) + \kappa(N)\mathcal{D}[\hat{a}^\dagger]\tilde{\rho}(t) \\ &- \gamma_m M_{eff}^*(\hat{b} - \beta_0\hat{N}_c)\tilde{\rho}(t)(\hat{b} - \beta_0\hat{N}_c) - \gamma_m M_{eff}(\hat{b} - \beta_0\hat{N}_c)^\dagger\tilde{\rho}(t)(\hat{b} - \beta_0\hat{N}_c)^\dagger \\ &- \kappa M^*\hat{a}\tilde{\rho}(t)\hat{a} - \kappa M\hat{a}^\dagger\tilde{\rho}(t)\hat{a}^\dagger \\ &+ 4\gamma_m\left(\frac{k_B T}{\omega_m}\right)(\cosh^2 r + \sinh^2 r + 2\cosh r \sinh r \cos \theta)\beta_0^2\mathcal{D}[\hat{N}_c]\tilde{\rho}(t). \end{aligned} \quad (15)$$

Note that from the definitions of N_{eff} , M_{eff} , N and M we see that for $r = 0$ (no squeezing), Equation (15) reduces to Equation (14). On the other hand for different values of r and θ we can control the amount of photon dephasing contribution to the decoherence of the density operator $\tilde{\rho}(t)$. We have exploited this control to demonstrate that the decoherence rates of coherent superposition states can be lowered for certain values of r and θ .

C. Cavity dephasing in the SME

In Section IV we showed that for a strong single-photon optomechanical coupling ($\beta_0 \sim 1$), the SME in the interaction picture for a thermal reservoir contains an additional cavity

dephasing term(Equation (10)). This is true even for a squeezed thermal reservoir. Infact two additional terms should be included for SME as shown in Appendix B,

$$\begin{aligned}
\frac{d\tilde{\rho}(t)}{dt} &= \gamma_m(N_{eff} + 1)\mathcal{D}[\hat{b} - \beta_0\hat{N}_c]\tilde{\rho}(t) + \gamma_m N_{eff}\mathcal{D}[\hat{b}^\dagger - \beta_0\hat{N}_c]\tilde{\rho}(t) \\
&+ \kappa(N + 1)\mathcal{D}[a]\tilde{\rho}(t) + \kappa(N)\mathcal{D}[\hat{a}^\dagger]\tilde{\rho}(t) \\
&- \gamma_m M_{eff}^*(\hat{b} - \beta_0\hat{N}_c)\tilde{\rho}(t)(\hat{b} - \beta_0\hat{N}_c) - \gamma_m M_{eff}(\hat{b} - \beta_0\hat{N}_c)^\dagger\tilde{\rho}(t)(\hat{b} - \beta_0\hat{N}_c)^\dagger \quad (16) \\
&- \kappa M^*\hat{a}\tilde{\rho}(t)\hat{a} - \kappa M\hat{a}^\dagger\tilde{\rho}(t)\hat{a}^\dagger \\
&+ 2\gamma_m \cosh r \sinh r \cos \theta (2n_{th} + 1)\beta_0^2\hat{N}_c\tilde{\rho}(t)\hat{N}_c + \gamma_m(2N_{eff} + 1)\beta_0^2\mathcal{D}[\hat{N}_c]\tilde{\rho}(t).
\end{aligned}$$

From Equation (16) we see that in the case of a squeezed thermal reservoir, there is presence of cavity dephasing terms. Comparing with Equation (10), in the last term n_{th} is replaced by N_{eff} while the second last term in Equation (16) is proportional to **cosine** of reservoir phase(Appendix B). Both these terms add to cavity dephasing and vanish in the weak optomechanical coupling limit($\beta_0 \ll 1$).

VI. RESULTS AND DISCUSSION

In this section we provide a comparative analysis for the decoherence of the system density operator for phase-sensitive(squeezed) and phase-insensitive reservoirs in the DSME for weak to strong to ultrastrong single-photon optomechanical coupling. We point out how these reservoirs affect the decoherence of cavity photon Fock state in coherent superposition in an optomechanical system. We also show the influence of squeezing parameters r and θ on the decoherence rate of the system density operator for cavity photon Fock states. To perform these simulations we have used the **mesolve** routine in **quantum toolbox in Python(QuTiP)**[36] with appropriate Lindblad superoperators and hamiltonian in Equation (2).

To simulate the evolution of the cavity photons we first define a general initial state of the optomechanical system as;

$$|\psi_{c,m}(0)\rangle = (\cos(\zeta/2)|p\rangle + e^{i\phi}\sin(\zeta/2)|q\rangle)_c \otimes |u\rangle_m, \quad (17)$$

where c and m denote cavity photon and mechanical Fock states respectively. As demonstrated in Section III, these are the eigenstates of the Hamiltonian \hat{H}' . Using superposition

of coherent states instead of Fock states does not change the final result and are hence experimentally more feasible. The use of Fock states here is done purely for technical clarity. In the interaction picture, the coherence of the cavity photon state is represented by the corresponding off-diagonal element of the partial trace over mechanical Fock state of the time-evolved density operator and in this case given as;

$$\begin{aligned} P_{pq}(t) &= |\langle p | \tilde{\rho}_c(t) | q \rangle| \\ &= |\langle p | Tr_m[\tilde{\rho}_{c,m}(t)] | q \rangle|, \end{aligned} \quad (18)$$

where $\tilde{\rho}_{c,m}(0) = |\psi_{c,m}(0)\rangle \langle \psi_{c,m}(0)|$ is the initial density operator. $Tr_m[\dots]$ is the partial

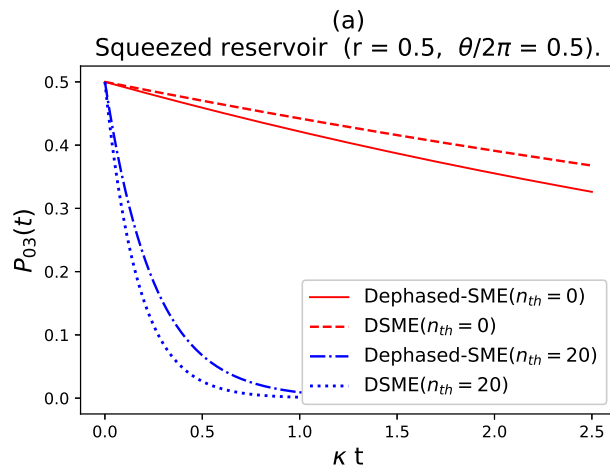


Figure 1: (Color online) Evolution of the off-diagonal element $|\langle 0 | Tr_m[\tilde{\rho}_{c,m}(t)] | 3 \rangle|$ in a vacuum/thermal reservoir with $n_{th} = 0/n_{th} = 20$. The optomechanical system parameters are, $g_0 = 0.8\omega_m$, $\kappa = 0.05\omega_m$ and $\gamma_m = \kappa/3$.

trace over the mechanical state. For brevity we choose $\zeta/2 = \pi/4$ and $\phi = 0$, $|p\rangle = |0\rangle$ and $|q\rangle = |3\rangle$. This state is similar to the one used in *Hu et. al.*[18]. Figure 1 shows the evolution of $P_{03}(t)$ defined above, as a function of dimensionless unit κt for dephased-SME and DSME in vacuum and thermal reservoirs corresponding to master equations given in Equation (10) and Equation (14) above. It is qualitatively similar to the one produced in *Hu et al.*[18]. It is seen that the effect of cavity dephasing becomes dominant at high temperatures in the DSME than that for the SME in the interaction picture. A similar trend can be seen Figure 2 where the evolution occurs under the influence of a squeezed reservoir. It is also observed from Figure 2(a) that for the same value of $g_0 = 0.8\omega_m$, there is an increase in decoherence rate of the optical field under the influence of a squeezed reservoir. But

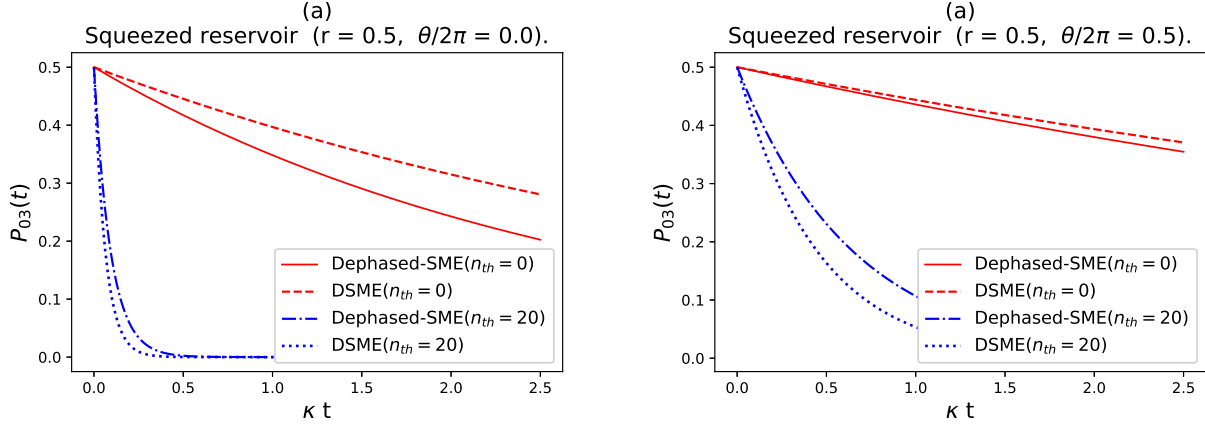


Figure 2: (Color online) Evolution of the off-diagonal element $|\langle 0|Tr_m[\tilde{\rho}_{c,m}(t)]|3\rangle|$ in a squeezed vacuum/thermal reservoir with $r = 0.5$ and $n_{th} = 0/n_{th} = 20$. The optomechanical system parameters are, $g_0 = 0.8\omega_m$, $\kappa = 0.05\omega_m$ and $\gamma_m = \kappa/3$.

whereas on the one hand thermal reservoirs do not provide any control over this decoherence, phase-sensitive(squeezed) reservoirs provide a control over the decoherence by changing the squeezing parameters r and θ . For a system weakly interacting with a squeezed thermal reservoir, it is seen from Figure 2 that for the same value of r , the decoherence is drastically reduced for different values of θ . This is due to the dependence of decoherence on the *cosine* of the phase of the reservoir. By setting up an appropriate reservoir phase one can increase the coherence of optical field. This explicitly shown in Figure 3.

In order to show the dependence of squeezing parameters, r and θ on DSME for interaction with thermal and squeezed thermal reservoirs we choose that value of κt for which the $P_{03}(t)$ goes below 0.1, as a function of θ and r in Figure 3(a) and Figure 3(b) respectively. We see that the value of κt for a thermal reservoir does not change with respect to r or θ (shown as solid blue line) which is expected. For a squeezed reservoir however we can see that a maximum is reached near $r = 1.3$ and $\theta = \pi$ in the ultrastrong coupling regime, $g_0 = 0.8\omega_m$. From Figure 3(b) we also see that for values of $r > 1.5$ the coherence time gradually decreases towards that for thermal DSME. This means that for r values greater than 1.5, $P_{03}(t)$ decreases faster towards 20% of its initial value even though we set reservoir phase at $\theta = \pi$.

Interaction with a thermal reservoir leads to a decrease in coherence as one goes from weak to ultrastrong single-photon optomechanical coupling regime, as shown in Figure 4(a). This is also largely mimicked in the case of a squeezed thermal reservoir Figure 4(b), although

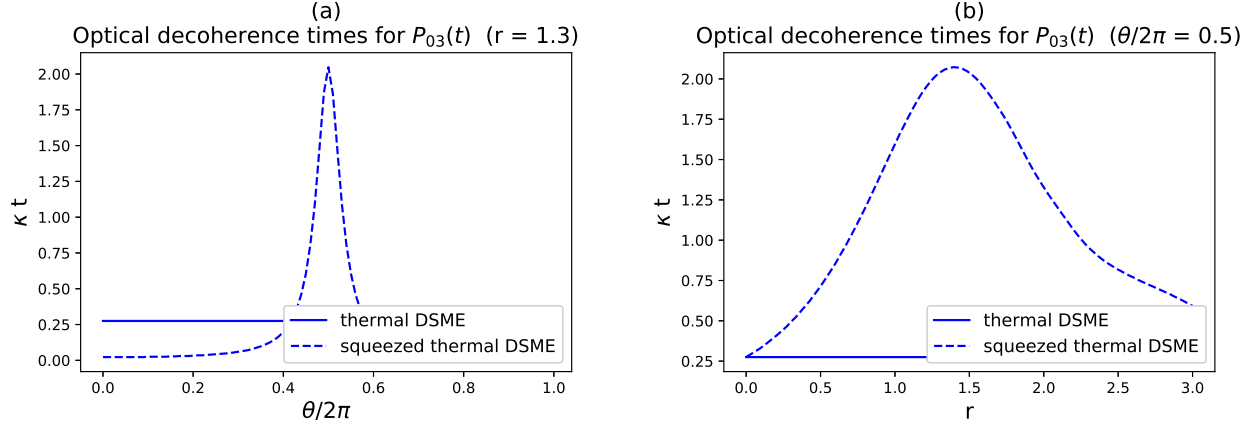


Figure 3: (Color online) Dimensionless κt at which P_{03} reduces to $< 20\%$ of its initial value under the influence of thermal and squeezed thermal reservoirs ($n_{th} = 20$). The optomechanical system parameters are, $g_0 = 0.8\omega_m$, $\kappa = 0.05\omega_m$ and $\gamma_m = \kappa/3$.

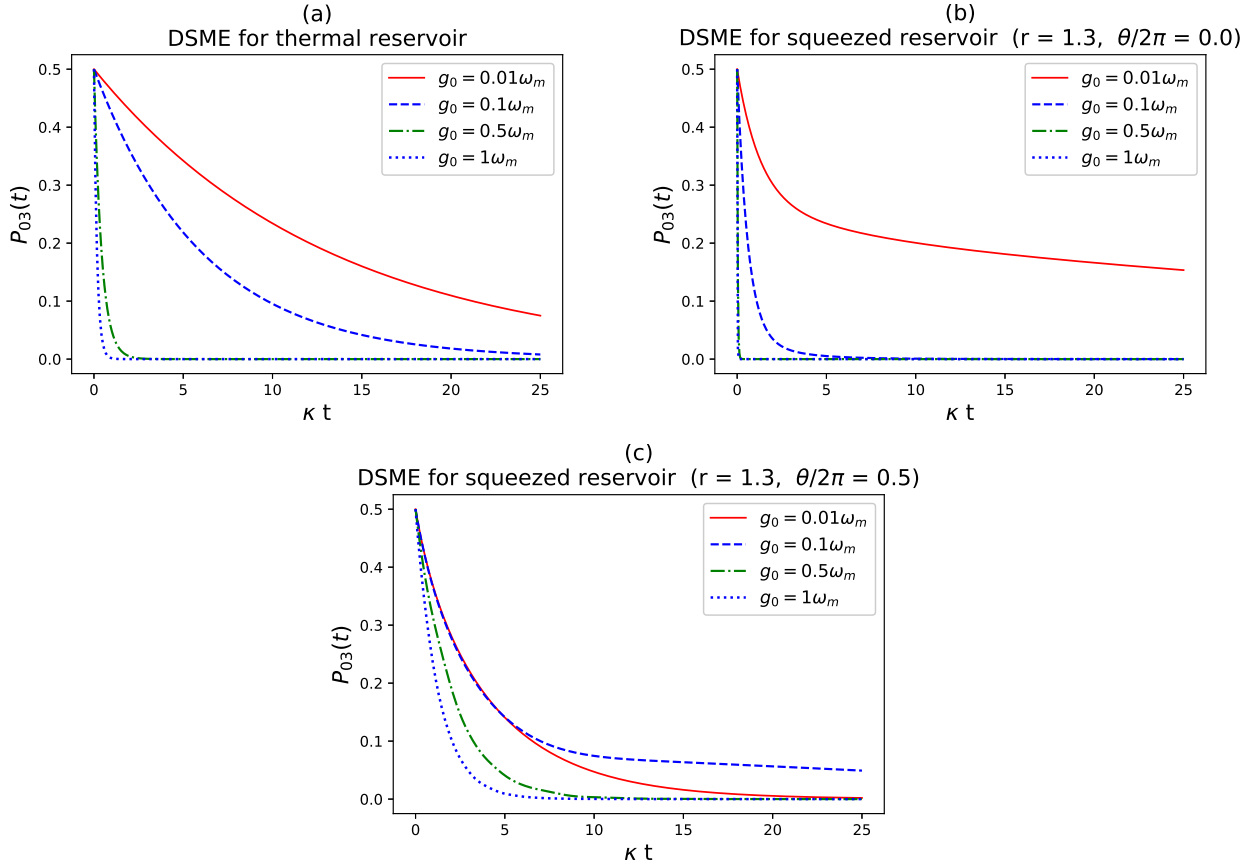


Figure 4: (Color online) $P_{03}(t)$ as a function of κt for (a). Thermal reservoir, (b,c). Squeezed thermal reservoir at $n_{th} = 20$ and different optomechanical coupling strengths g_0 , rest of system parameters being, $\kappa = 0.05\omega_m$ and $\gamma_m = \kappa/3$.

the coherence time drastically increases in the weak coupling regime and decreases in the strong to ultrastrong regime. This is not the case when the phase of the squeezed thermal reservoir is set to $\theta = \pi$ as shown in Figure 4(c). Comparing with Figure 4(b), for this value of reservoir phase θ the decoherence is faster in the weak single-photon coupling regime. As we go towards strong single-photon coupling this decoherence becomes slower. Due to this the decoherence for $g_0 = 0.01 \omega_m$ and $g_0 = 0.1 \omega_m$ pretty much overlap each other above $P_{03}(t) \approx 0.1$.

VII. CONCLUSION

In this article we have demonstrated the effects squeezed thermal reservoirs have on a single cavity optomechanical system in the strong single-photon coupling regime. In the strong single-photon optomechanical coupling regime, the appropriate master equation is the dressed-state master equation(DSME) as long as it is applied for the situation where the frequency of cavity photons is much larger than the natural frequency of the mechanical resonator. Such an optomechanical system interacting with a squeezed thermal reservoir gives additional terms in the master equation which depend on the *cosine* of the reservoir phase. We have shown that by setting the squeezed thermal reservoir phase to $\theta = \pi$ we can increase coherence times for strongly coupled optomechanical systems which otherwise is not possible for thermal reservoir. On the other hand we have also shown that increasing reservoir squeezing parameter r does not always lead to an increase in coherence time and that a maximum is reached for particular values of r and θ upto an order of magnitude for strongly coupled photon-phonon systems. For values of $\beta_0 \sim 1$ there is a drastic increase in coherence under the influence of squeezed thermal reservoir with its phase near $\theta = \pi$, as compared to a thermal reservoir. It would be further interesting to analyse the effect of reservoir phase on the time evolution of Wigner functions of Fock states used in our study since negative densities of Wigner functions have been known to be related to coherence and non-classicality. Our study might be useful in understanding systems which are reservoir engineered to increase coherence. It might also help in understanding entanglement in strongly coupled systems under the influence of phase-sensitive reservoirs. Although the current state-of-the-art experiments are far from reaching such strong single-photon optomechanical coupling strengths this study becomes necessary to demonstrate what can be

achieved once there is such a technology in place. Besides this archival importance this study is as much important for lower single-photon optomechanical coupling strength.

Appendix A: Mechanical damping.

Calculations for cavity field damping are pretty straightforward and similar to the case for a squeezed vacuum reservoir for operator \hat{a} and \hat{a}^\dagger . Hence we do not present it here again. They can be found in any quantum optics textbook. Instead we begin straightaway with operators representing mechanical oscillation and damping. From Equation (12) in Section V A,

$$\int_0^\infty \mathcal{R}_M(s, t) e^{i\omega_m s} ds = \pi |G(\omega_m)|^2 \left[(N_{eff} + 1) - M_{eff}^* e^{2i\omega_m t} \right] \quad (\text{A1})$$

$$\int_0^\infty \mathcal{R}_M(s, t) e^{-i\omega_m s} ds = \pi |G(\omega_m)|^2 \left[N_{eff} - M_{eff} e^{-2i\omega_m t} \right] \quad (\text{A2})$$

$$\int_0^\infty \mathcal{R}_M(s, t) ds \approx \pi |G(\omega_m)|^2 \left[(N_{eff} + 1) - M_{eff}^* \right], \quad (\text{A3})$$

where we have **assumed** approximately equal contributions from the spectral density $J(\omega)$ near $\omega = 0$ and $\omega = \omega_m$. If the spectral density $J(\omega = 0) \approx 0$, the contribution of Equation (A3) is negligible as compared to Equations (A1) and (A2). Recalling, $|G(\pm\omega_m)|^2 = \pm\gamma_m/(2\pi)$ (**ohmic** reservoir), Equation (A3) for high temperatures ($k_B T \gg \omega_m$) becomes,

$$\int_0^\infty \mathcal{R}_M(s, t) ds = \frac{\gamma_m}{2} \left(\frac{k_B T}{\omega_m} \right) \left[\cosh^2 r + \sinh^2 r + 2 \cosh r \sinh r e^{-i\theta} \right], \quad (\text{A4})$$

We define a hermitian operator $\chi_m(t) = \hat{b}_m(t) + \hat{b}_m^\dagger(t)$ in the interaction picture, where $\hat{b}_m(t) = e^{-i\omega_m t} \hat{B}_m + \beta_0 \hat{N}_c$ and $\hat{B}_m = b_m - \beta_0 \hat{N}_c$ in the interaction picture and dressed basis. The details of these operators can be found here [18]. Our aim is to calculate terms in,

$$\frac{d\tilde{\rho}(t)}{dt} = \int_0^\infty ds \mathcal{R}_M(s, t) \left[\chi_m(t) \tilde{\rho}(t) \chi_m(t-s) - \chi_m(t) \chi_m(t-s) \tilde{\rho}(t) \right] + h.c., \quad (\text{A5})$$

for a squeezed thermal reservoir. Let us consider the first term in Equation (A5),

$$\begin{aligned} \int_0^\infty ds \mathcal{R}_M(s, t) \chi_m(t) \tilde{\rho}(t) \chi_m(t-s) &= \int_0^\infty ds \mathcal{R}_M(s, t) \left[\hat{b}_m(t) \tilde{\rho}(t) \hat{b}_m^\dagger(t-s) \right. \\ &\quad + \hat{b}_m^\dagger(t) \tilde{\rho}(t) \hat{b}_m(t-s) + \hat{b}_m(t) \tilde{\rho}(t) \hat{b}_m(t-s) \\ &\quad \left. + \hat{b}_m^\dagger(t) \tilde{\rho}(t) \hat{b}_m^\dagger(t-s) \right]. \end{aligned} \quad (\text{A6})$$

Next we use Equations (A1) to (A4) to piece-wise calculate the above integral for a squeezed thermal reservoir and neglect fast oscillating terms under the rotating wave approxima-

tion(RWA),

$$\int_0^\infty ds \mathcal{R}_M(s, t) \hat{b}_m(t) \tilde{\rho}(t) \hat{b}_m^\dagger(t-s) = \frac{\gamma_m}{2} \left[N_{eff} \hat{B}_m \tilde{\rho}(t) \hat{B}_m^\dagger + ((N_{eff} + 1) - M_{eff}^*) \beta_0^2 \hat{N}_c \tilde{\rho}(t) \hat{N}_c \right], \quad (\text{A7})$$

$$\int_0^\infty ds \mathcal{R}_M(s, t) \hat{b}_m^\dagger(t) \tilde{\rho}(t) \hat{b}_m(t-s) = \frac{\gamma_m}{2} \left[(N_{eff} + 1) \hat{B}_m^\dagger \tilde{\rho}(t) \hat{B}_m + ((N_{eff} + 1) - M_{eff}^*) \beta_0^2 \hat{N}_c \tilde{\rho}(t) \hat{N}_c \right], \quad (\text{A8})$$

$$\int_0^\infty ds \mathcal{R}_M(s, t) \hat{b}_m(t) \tilde{\rho}(t) \hat{b}_m(t-s) = \frac{\gamma_m}{2} \left[M_{eff}^* \hat{B}_m \tilde{\rho}(t) \hat{B}_m + ((N_{eff} + 1) - M_{eff}^*) \beta_0^2 \hat{N}_c \tilde{\rho}(t) \hat{N}_c \right], \quad (\text{A9})$$

$$\int_0^\infty ds \mathcal{R}_M(s, t) \hat{b}_m^\dagger(t) \tilde{\rho}(t) \hat{b}_m^\dagger(t-s) = \frac{\gamma_m}{2} \left[M_{eff} \hat{B}_m^\dagger \tilde{\rho}(t) \hat{B}_m^\dagger + ((N_{eff} + 1) - M_{eff}^*) \beta_0^2 \hat{N}_c \tilde{\rho}(t) \hat{N}_c \right]. \quad (\text{A10})$$

Substituting the above equations in Equation (A5) and similarly calculating the Hermitian conjugate, we get the mechanical part of Equation (15).

Appendix B: Cavity dephasing in SME

Emergence of cavity dephasing terms in Equation (16) can be understood as follows; The unitary transformation of the dissipator $\mathcal{D}[b_m]\rho(t)$ from Schrodinger picture of the standard master equation(SME) to interaction its picture in dressed basis is,

$$U^\dagger(t) \mathcal{D}[\hat{b}_m]\rho(t) U(t) \approx \mathcal{D}[\hat{b}_m - \beta_0 \hat{N}_c] \tilde{\rho}(t) + \mathcal{D}[\beta_0 \hat{N}_c] \tilde{\rho}(t), \quad (\text{B1})$$

where $U = \exp\{-i H' t\}$, H' being the system hamiltonian in Equation (2). Similarly for a squeezed thermal reservoir,

$$U^\dagger(t) \left(M_{eff}^* \hat{b}_m \rho(t) \hat{b}_m + M_{eff} \hat{b}_m^\dagger \rho(t) \hat{b}_m^\dagger \right) U(t) \approx M_{eff}^* \hat{B}_m \tilde{\rho}(t) \hat{B}_m + M_{eff} \hat{B}_m^\dagger \tilde{\rho}(t) \hat{B}_m^\dagger + \gamma_m \beta_0^2 \left(M_{eff}^* + M_{eff} \right) \hat{N}_c \tilde{\rho}(t) \hat{N}_c, \quad (\text{B2})$$

where $\hat{B}_m = b_m - \beta_0 \hat{N}_c$.

-
- [1] L. Caspani, C. Xiong, B. J. Eggleton, D. Bajoni, M. Liscidini, M. Galli, R. Morandotti, and D. J Moss, *Light Sci. Appl.* **6**, e17100 (2017).
 - [2] I. Yeo, H. J. Kim, J. D. Song, and K. S. Yi, *Phys. Rev. B* **94**, 165422 (2016).
 - [3] Ł Dusanowski, Soon-Hong Kwon, C. Schneider, and S. Höfling, *Phys. Rev. Lett.* **122**, 173602 (2019).
 - [4] B. Sarma, and A. K. Sarma, *J. Phys. B: At. Mol. Opt. Phys.* **51**, 075505 (2018).
 - [5] G. Huang, W. Deng, H. Tan, and G. Cheng, *Phys. Rev. A* **99**, 043819 (2019).
 - [6] L. Liu, B.-P. Hou, X.-H. Zhao, and B. Tang, *Opt. Express* **27**, 8361-8374 (2019).
 - [7] A. Barchielli, and M. Gregoratti, *Phys. Rev. A* **104**, 013713 (2021).
 - [8] C.-W. Lee, J. H. Lee, and H. Seok, *Scientific Reports*, **10**, 17496 (2020).
 - [9] T. Liu, F. Pagliano, René van Veldhoven, V. Pogoretskiy, Yuqing Jiao, and A. Fiore, *Nature Communications* **11**, 2407 (2020).
 - [10] M. Toroš, and T. S. Monteiro, *Phys. Rev. Research* **2**, 023228 (2020).
 - [11] F. Zhou, Y. Bao, R. Madugani, D. A. Long, J. J. Gorman, and T. W. LeBrun, *Optica* **8**, 350 (2021).
 - [12] A. Motazedifard, A. Dalafi, and M. H. Naderi, *AVS Quantum Sci.* **3**, 024701 (2021).
 - [13] H.-Q. Shi¹, X.-T. Zhou, X.-W. Xu, and N.-H. Liu¹, *Scientific Reports* **8**, 2212 (2018).
 - [14] D.-Y. Wang, C.-H. Bai, X. Han, S. Liu, S. Zhang, and H.-Fu Wang, *Opt. Lett.* **45**, 2604 (2020).
 - [15] K. Wang, Y.-P. Gao, T.-T. Pang, T.-J. Wang, and C. Wang, *EPL* **131**, 24003 (2020).
 - [16] D.-Y. Wang, C.-H. Bai, S. Liu, S. Zhang, and H.-Fu Wang, *New J. Phys.* **22**, 093006 (2020).
 - [17] P. Rabl, *Phys. Rev. Lett.* **107**, 063601 (2011).
 - [18] D. Hu, S.-Y. Huang, J.-Q. Liao, L. Tian, and H.-S. Goan, *Phys. Rev. A* **91**, 013812 (2015).
 - [19] Q. Z. Hou, C. J. Yang, C. Y. Chen, J. H. An, W. L. Yang, and M. Feng, *Phys. Rev. A* **100**, 032302 (2019).
 - [20] A. Joshi, S. S. Hassan, and M. Xiao, *Phys. Rev. A* **72**, 055803 (2005).
 - [21] R. J. de Assis, J. S. Sales, J. A. R. da Cunha, and N. G. de Almeida, *Phys. Rev. E* **102**, 052131 (2020).

- [22] C.-J. Yang, J.-H. An, W. Yang, and Y. Li Phys. Rev. A **92**, 062311 (2015).
- [23] G. Manzano, Phys. Rev. E **98**, 042123 (2018).
- [24] M. A. de Ponte, M. C. de Oliveira, and M. H. Y. Moussa, Phys. Rev. A **70**, 022324 (2004).
- [25] C.-H. Chou, T. Yu, and B. L. Hu, Phys. Rev. E **77**, 011112 (2008).
- [26] M. Aspelmeyer, T. J. Kippenberg, and F. Marquardt, Rev. Mod. Phys. **86**, 1391 (2014).
- [27] A. Nunnenkamp, K. Børkje, and S. M. Girvin, Phys. Rev. Lett. **107**, 063602 (2011).
- [28] A. Serafini, S. De Siena and F. Illuminati, Modern Physics Letters B **18**, 687 (2004).
- [29] M. S. Kim, and V. Bužek, Phys. Rev. A **47**, 610 (1993).
- [30] J. Klaers, S. Faelt, A. Imamoglu, and E. Togan Phys. Rev. X **7**, 031044 (2017).
- [31] J. Roßnagel, O. Abah, F. Schmidt-Kaler, K. Singer, and E. Lutz Phys. Rev. Lett. **112**, 030602 (2014).
- [32] Heinz-Peter Breuer, and F. Petruccione, *Theory of open quantum systems* (Oxford University Press, 2002), p.136.
- [33] S. Agarwal, S. M. Hashemi Rafsanjani, and J. H. Eberly, J. Phys. B: At. Mol. Opt. Phys. **46**, 224017 (2013).
- [34] M. Tahir Naseem, A. Xuereb, and Ö. E. Müstecaplıođlu, Phys. Rev. A **98**, 052123 (2018).
- [35] N. Lütkenhaus, J. I. Cirac, and P. Zoller, Phys. Rev. A **57**, 548 (1998).
- [36] J. R. Johansson, P. D. Nation, and F. Nori, Comp. Phys. Comm. **183**, 1760 (2012).