

Improving the performance of reputation evaluating by combining the structure of network and nonlinear recovery

Meng Li^{1,2}, Chengyuan Han^{3,4}, Yuanxiang Jiang^{1,2}, and Zengru Di^{1,2}

¹International Academic Center of Complex Systems, Beijing Normal University, Zhuhai, 519087, People's Republic of China

²School of Systems Science, Beijing Normal University, Beijing, 100875, People's Republic of China

³Forschungszentrum Jülich, Institute for Energy and Climate Research - Systems Analysis and Technology Evaluation (IEK-STE), 52428 Jülich, Germany

⁴Institute for Theoretical Physics, University of Cologne, 50937 Köln, Germany

Abstract

Characterizing the reputation of an evaluator is particularly significant for consumer to obtain useful information from online rating systems. Furthermore, to overcome the difficulties with spam attacks on the rating system and to get the reliable on reputation of evaluators is an important topic in the research. We have noticed that most of the existing evaluator reputation evaluation methods only rely on the evaluator's rating information and abnormal behavior to establish a reputation system, which miss the systematic aspects of the rating systems including the structure of the evaluator-object bipartite network and the effects of nonlinear effects. This study we propose an improved reputation evaluation method by combining the structure of the evaluator-object bipartite network with rating information and introducing penalty and reward factors. This novel method has been empirically analyzed on a large-scale artificial data set and two real data sets. The results show that the proposed method is more accurate and robust in the presence of spam attacks. This fresh idea contributes a new way for building reputation evaluation models in sparse bipartite rating network.

Keywords: Reputation evaluation; Spamming attack; Online rating system; Network structure

1 Introduction

The flourishing development of e-commerce is making broad and far-reaching impacts on our daily lives, leading consumers to increasingly rely on the Internet to obtain information about products and services to decide how to consume [1, 2, 3]. However, with overwhelming amount of products or services available, potential users are overloaded with information from big data of the quality attributes, performance attributes, and previous reviews [4, 5]. In order to solve the information overload of users, some e-commerce platforms have implemented online rating systems to help users for information fusion, where evaluators are encouraged to present reasonable ratings for the objects [6]. These ratings are representations of the inherent quality of objects and reflections of evaluators' credibility. In reality, the current rating systems face many challenges. The unobjective ratings may be given simply because some users unacquainted with the relevant field or their poor judgments [7]. However, unreliable evaluators even deliberately give maximal/minimal ratings for various psychosocial reasons [8, 9, 10]. These ubiquitous noises and distorted information purposefully mislead evaluators' choices and decisions and have a wicked effect on the reliability of the online rating systems [11, 12]. Therefore, establishing a reliable and efficient reputation evaluation system is an extremely urgent task for an online rating system, which has a huge impact not only on against spam attack, but also on the economy and society [13, 14].

In various evaluation systems, the reputation management of evaluators contributes to social governance. For instance, as an important platform for providing health services, online health communities are favored by both physicians and patients through establishing effective service channel between them [15]. In the evaluation of research funding applications, peer reviewers must distinguish the best applications from the relatively weaker ones to appropriately allocate funding. Only peer reviewers with a good reputation can correctly guide the highly competitive allocation of limited resources [16, 17]. Moreover, the online reputation system for job seekers helps employers better understand job seekers and decide whether to hire them [18]. Similar problems exist in other scenarios, e.g., recommendations, selection, and voting, in which the credibility of the evaluators will affect the final result. One of the most important ways to solve this problem is by building reputation-evaluation systems [19].

Over the past decades, researchers have been interesting increasingly in modeling reputations on web-based rating platforms [20, 21]. The earlier method of measuring the reputation of online evaluators is the iterative refinement (IR) algorithm designed by Laureti [22]. The correlation-based ranking (CR) method proposed in [23] by Zhou et al. is the most representative method, and it is robust against spam attacks. Very recently, the IARR2 algorithm was proposed by introducing two penalty factors to improve the CR method [24]. These aforementioned methods are based on the assumption that each rating given by evaluators is the most objective reflection of the quality of the objects. Another kind of thinking is to consider the behavior features of evaluators in bipartite networks. Gao et al. proposed group-based ranking (GR) and iterative group based ranking (IGR) algorithms. It groups evaluators according to their ratings [25, 26] and measures the evaluators' reputation according to the sizes of the corresponding groups [27]. Other scholars employed the deviation-based ranking (DR) method to model evaluators' reputation [28], and Sun et al. combined this method with GR to construct the iterative optimization ranking (IOR) [29]. In addition, there are some other methods, such as the Bayesian-based method [30, 6] and others [31]. One can also read the review literature on the reputation system [32] for further research.

Nevertheless, most existing reputation evaluation algorithms neglect the systematic aspects of the rating systems, especially the structure information of the evaluator-object bipartite network and the effects of nonlinear effect, both of which are core factors in complex systems. Considering these factors leads some new ideas to improve the classical CR method. In this paper, we introduce a new reputation evaluation method by combining CR method with the clustering coefficient of evaluators in the evaluator-object bipartite network. Meanwhile, we also believe that if an evaluator has a relatively high reputation, he should receive some rewards to enhance his reputation further, and vice versa. Therefore, we construct a penalty reward function to update the weight of the evaluator's reputation. Extensive experiments on artificial data and two well-known real-world data sets suggest that the proposed method has higher accuracy and recall score of spammer identification. The overall performance exceeds the classical CR method.

The remainder of this paper is organized as follows. The proposed reputation-evaluation method is described in detail in Section 2. Section 3 introduces the data and evaluation metrics. The experimental study and results are discussed and analyzed in Section 4. Finally, conclusions are given in Section 5.

2 Methods

We first briefly introduce some basic notations for the online rating systems, which can be naturally represented as a weighted evaluator-object bipartite network. The set of evaluators are denoted E , and the set of objects are denoted O . The number of evaluators and objects are recorded as $|E|$ and $|O|$ respectively. We use Latin and Greek letters for evaluator-related and object-related indices, respectively. The degree of evaluator i and object α are indicated by k_i and k_α . The weight of the link in the bipartite network is the rating given by evaluator i to object α , denoted by $r_{i\alpha}$, and $r_{i\alpha} \in [0, 1]$. The set E_α describes the evaluators who rate the object α , and the set O_i defines the objects rated by the evaluator i .

A reputation value R_i should be assigned to each evaluator i by a reputation evaluation method. This value

measures the evaluator's ability to reflect the intrinsic quality of the objects or items accurately, known as credibility. Similarly, each object α has a true quality that most objectively reflects its character. However, in practice, it is extremely challenging for us to tell the intrinsic quality of an object, and we usually estimate quality Q_α with the weighted average of the ratings that object α has obtained. It is shown as

$$Q_\alpha = \frac{\sum_{i \in E_\alpha} R_i r_{i\alpha}}{\sum_{i \in E_\alpha} R_i}, \quad (1)$$

where the initial reputation of each evaluator is set as $R_i = k_i/|O|$.

Secondly, the CR method defines that the reputation is measured by the correlation between the rating vector from the evaluator and the corresponding quality vectors of the objects. We calculate the evaluator's temporary reputation as

$$TR_i = \frac{1}{k_i} \sum_{\alpha \in O_i} \left(\frac{r_{i\alpha} - \bar{r}_i}{\sigma_{r_i}} \right) \left(\frac{Q_\alpha - \bar{Q}_\alpha}{\sigma_{Q_\alpha}} \right), \quad (2)$$

where σ_{r_i} and σ_{Q_α} are, respectively, the standard deviations of the rating vector of evaluator i and the corresponding objects' quality vector, and \bar{r}_i and \bar{Q}_α are their mean values. TR_i is reset to 0 if TR_i is less than 0, so that TR_i is limited in the range $[0,1]$.

Next, as we mentioned in the introduction, the clustering coefficients in the bipartite graph network are employed to refine the reputation of evaluators. Despite the one-mode projection network providing the interaction between each group member, it should be noted that there is substantial information may disappear after projection [33]. This paper adopts the concept of clustering coefficient extended by Latapy et al. [33], who first defines the clustering coefficient for pairs of nodes $cc(e_i, e_j)$. Mathematically, it reads

$$cc(e_i, e_j) = \frac{|N(e_i) \cap N(e_j)|}{|N(e_i) \cup N(e_j)|}. \quad (3)$$

Here, $N(e_i)$ denotes the objects evaluated by evaluator i , i.e., the neighbors of node i ; and $|\cdot|$ denotes the number of the elements in the set. Then, the clustering coefficient for one node is expressed as

$$cc(e_i) = \frac{\sum_{e_j \in N(N(e_i))} cc(e_i, e_j)}{|N(N(e_i))|} \quad (4)$$

We now refine the reputation of evaluators according to the clustering coefficient of each evaluator. This modified method is known as CRC which can be expressed as follow:

$$TR'_i = \left(\frac{cc(e_i)}{\max\{cc(e_j)\}} \right)^{\frac{1}{2}} TR_i. \quad (5)$$

The second factor we use to update evaluator reputation is the penalty-reward function, which will allocate higher reputations as a reward to evaluators with a high reputation. On the contrary, as a penalty to further reduce the reputations of evaluators with a low reputation. The function is

$$R_i = \begin{cases} 0 & \text{if } TR'_i = 0, \\ [1 + (\frac{1}{TR'_i} - 1)^\beta]^{-1} & \text{if } 0 < TR'_i < 1, \\ 1 & \text{if } TR'_i = 1. \end{cases} \quad (6)$$

This enhanced method is referred as CRCT and the function image is shown in Figure 1. The CRCT method will degrade to the CRC when $\beta = 1$.

The evaluator reputation R_i and the quality of the object Q_α are iteratively updated using eqs. (1) to (6) until the change of the quality $|Q - Q'|$ is less than the threshold value, and it is calculated in eq. (7). The effects of refining the reputation and estimating the quality are gradually accumulated in each step of the recurring algorithm.

$$|Q - Q'| = \frac{1}{|O|} \sum_{\alpha \in O} (Q_\alpha - Q'_\alpha)^2, \quad (7)$$

where Q' is the quality from the previous step, and the threshold is set as 10^{-6} .

Finally, we sort evaluators in ascending order according to their reputation value and the evaluators with L smallest reputation values are identified as spammers.

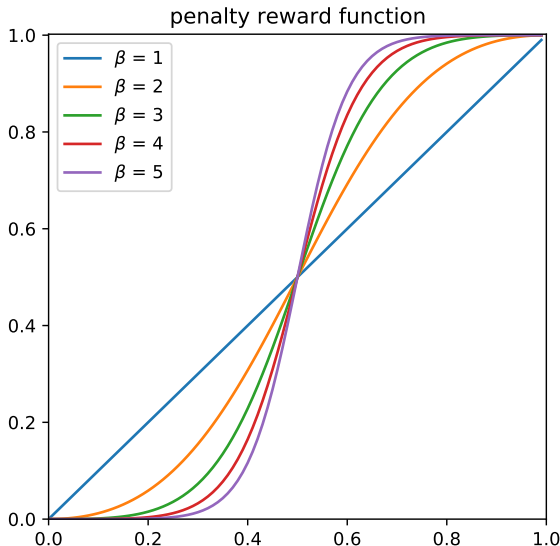


Figure 1: Presentation of the penalty reward function with different parameters β .

3 Data and metrics

3.1 Artificial rating data

To generate the artificial data set, we generated a biparties network with 6000 evaluators and 4000 objects, i.e., $|E| = 6000$, $|O| = 4000$. The network sparsity is set as $\eta = 0.02$, which means the total number of the weighted links (ratings) is $0.02 \times |E| \times |O| = 4.8 \times 10^5$. We employ the preferential attachment mechanism [34] to choose a pair of evaluator and object and add a link between them. At each time step t , the probabilities of selecting evaluator i and object α are

$$p_i(t) = \frac{k_i(t) + 1}{\sum_{j \in E} (k_j(t) + 1)}$$

$$p_\alpha(t) = \frac{k_\alpha(t) + 1}{\sum_{\beta \in O} (k_\beta(t) + 1)},$$

where $k_i(t)$ and $k_\alpha(t)$ are the degree of evaluator i and object α at time step t .

We suppose that the rating $r_{i\alpha}$ given by evaluator i to object α is composed of the intrinsic quality of object Q'_α and the rating error $\delta_{i\alpha}$. Objects' qualities obey the uniform distribution $U(0, 1)$, and evaluators' rating errors are drawn from the normal distribution $N(0, \delta_i)$. δ_i indicates the rating error of evaluator i , and it is generated from a uniform distribution $U(\delta_{min}, \delta_{max})$. In the simulation, we set $\delta_{min} = 0.1$ and $\delta_{max} = 0.5$. Accordingly, the rating $r_{i\alpha}$ is defined as

$$r_{i\alpha} = Q'_\alpha + \delta_{i\alpha}. \quad (8)$$

Both evaluators' ratings and objects' qualities are limited to the range $[0, 1]$.

3.2 Real rating data

We consider two commonly studied data sets in real online rating systems—MovieLens and Netflix, which contain ratings for movies provided by GroupLens (www.grouplens.org) and Netflix Prize (www.netflixprize.com), respectively—to investigate the effectiveness and accuracy of the proposed methods. These two data sets are given by the integer ratings scaling from 1 to 5, with 1 being the worst and 5 being the best. Herein, we sample a subset from the original data sets in which each evaluator has at least 20 ratings. Table 1 presents some basic statistical properties for these two data sets.

Data set	$ E $	$ O $	$\langle k_e \rangle$	$\langle k_o \rangle$	Sparsity
MovieLens	943	1682	106	60	0.063
Netflix	4960	17237	295	85	0.017

Table 1: Basic statistical properties of the real data sets used in this paper, where $\langle k_u \rangle$ and $\langle k_o \rangle$ are the average degree of evaluators and objects.

It is well known that ranking all evaluators and comparing them with the ground truth is a good way to detect the performance of different evaluation algorithms. However, in real systems, there are no ground-true ranks of evaluators. We manipulate the real data set by randomly selecting some evaluators and assigning them as artificial spammers to test the proportion of these spammers detected by an evaluation method. In the implementation, we randomly select ρ fraction of evaluators and turn them into spammers by replacing their original ratings with distorted ratings: random integers in the set $\{1, 2, 3, 4, 5\}$ for random spammers, or integer 1 or 5 for malicious spammers. Thus, the number of spammers is $d = \rho|E|$. We also set $\omega = k/|O|$ as the activity of spammers, here k is the degree of each spammer and it is a tunable parameter. If a spammer’s original degree $k_i \geq k$, then k ratings are randomly selected and replaced with distorted ones, and the unselected $k_i - \omega|O|$ ratings are ignored; if $k_i < k$, we first replace all the spammer’s original ratings and randomly select $k - k_i$ of his/her unrated ones and assign them with distorted ratings.

3.3 Evaluation metrics

To evaluate the robustness and the effectiveness of the reputation-evaluation methods, we adopt four widely used metrics: Kendall’s tau [35], AUC (the area under the ROC curve) [36], recall [37], and ranking score [38].

Kendall’s tau (τ) measures the rank correlation between the estimated quality of objects Q and their intrinsic quality Q' ,

$$\tau = \frac{2}{|O|(|O| - 1)} \sum_{\alpha < \beta} \text{sgn}[(Q_\alpha - Q_\beta)(Q'_\alpha - Q'_\beta)], \quad (9)$$

where $(Q_\alpha - Q_\beta)(Q'_\alpha - Q'_\beta) > 0$ indicates concordance and $(Q_\alpha - Q_\beta)(Q'_\alpha - Q'_\beta) < 0$ indicates discordance. Higher τ values indicate a more accurate measurement of object quality and $\tau \in [-1, 1]$.

AUC measures the accuracy of the reputation evaluation methods. In artificial data sets, one can select a part of high-quality objects as benchmark objects, and the remaining objects are regarded as non-benchmark objects. Here we select 5% of the highest-quality objects as the benchmark objects. Nevertheless, in empirical data sets, as mentioned above, we randomly designate some evaluators as spammers. When the reputation of all evaluators is provided, the AUC value can essentially be interpreted as the probability that the reputation of a randomly chosen normal evaluator is higher than the reputation of a randomly selected spammer. To calculate the AUC values, we control N independent comparisons of the reputations of a pair of normal evaluator and spammer, and record N' as the number of times the spammer has a lower reputation, and N'' as the number of times they have the same reputation. Then the value of AUC is defined as

$$AUC = \frac{N' + N''}{N}. \quad (10)$$

Therefore, the higher the AUC, the more accurate the evaluation method. If the AUC value is 0.5, it indicates that the method is randomly ranked for all evaluators.

The recall describes the proportion of spammers that can be identified among L evaluators with the lowest reputation. Mathematically, it can be defined as

$$R_c(L) = \frac{d'(L)}{d}, \quad (11)$$

where $d'(L)$ is the number of detected spammers in the L lowest ranking list, and the range of R_c is $[0, 1]$. Higher R_c indicates a higher accuracy for reputation ranking.

Ranking score (RS) characterizes the effect of evaluation methods by focusing more on the influence of ranking position. Given the ranking of all evaluators, we measure the position of all spammers in the evaluator ranking list. The ranking score is obtained by averaging all spammers, and the specific formula is as follows:

$$RS = \frac{1}{d} \sum_{i \in E_s} \frac{l_i}{|E|}, \quad (12)$$

where l_i indicates the rank of spammer i in the evaluator ranking list and E_s denotes the set of spammers. Accordingly, RS has the range $[0, 1]$. A good evaluation algorithm is expected to give the spammer a higher rank, which causes a small ranking score. The smaller RS, the higher ranking accuracy, vice versa.

4 Results and discussion

We analyze the performance of the two proposed algorithms for the artificial data set and two commonly studied empirical data sets respectively, and compare them with the classical CR algorithm and IARR2 algorithm.

4.1 Results from artificial rating data

A well-performing evaluation algorithm should defend against any distorted information. We first calculate the values of Kendall’s tau τ and AUC on the generated artificial rating data, including spammers, to investigate the robustness of the proposed two methods and the original CR method in protecting against different spammers. We suppose there are two types of distorted ratings: random ratings and malicious ratings. Random ratings mainly come from mischievous evaluators who provide arbitrary and meaningless rating values, and malicious ratings indicate that spammers always give maximum or minimum allowable ratings to push target objects up or down.

To create noisy information for the artificial data sets, we randomly switch p fraction of the links with the distorted ratings. The larger the value of p , the less true information in the data set, while $p = 1$ means there is no true information. In the following analysis, we set $p \in [0, 0.6]$. We report the effectiveness of the two proposed algorithms and the CR method as the ratio of spammers increases. Figure 2 shows the dependence of AUC and τ on different values of p for random ratings and malicious ratings. For both spammer cases, one can easily observe that the AUC value and τ of the CRCT method are only slightly higher than those of the classical CR algorithm. However, the CRCT method is significantly better than the CR method, especially when the ratio of spammers is high. Thus, we conclude that both of our proposed algorithms, CRC and CRCT, have more advantages than CR method.

We also investigated the effect of β on AUC and τ in the CRCT method, and the results are shown in the Supplementary Information (SI). It is obvious that the parameter β improves the effectiveness of the algorithm since CRCT degenerates to the CRC method when $\beta = 1$. Moreover, the difference in AUC value between $\beta = 2$ and $\beta = 3$ is negligible, but τ is optimal when $\beta = 2$, which implies that the overall performance of the CRCT algorithm is better when $\beta = 2$. In the following analysis, we adopt $\beta = 2$. Please see SI section 1 for the dependence of AUC and τ on the parameter β .

4.2 Results from real rating data

We naturally consider the performance of the proposed algorithms on real data sets. The reputation values of all evaluators in each data set are calculated and sorted in ascending order to detect the proportion of the top- L evaluators who are spammers. At the same time, CR and IARR2 methods are compared with the proposed CRC and CRCT methods. We first turn 5% of evaluators in each real data set with two type of spammers to test the effectiveness of the evaluation method, i.e. $\rho = 5\%$. Figure 3 presents the recall score of different methods calculated according to the length L of the spammer list. We can notice that regardless of the type

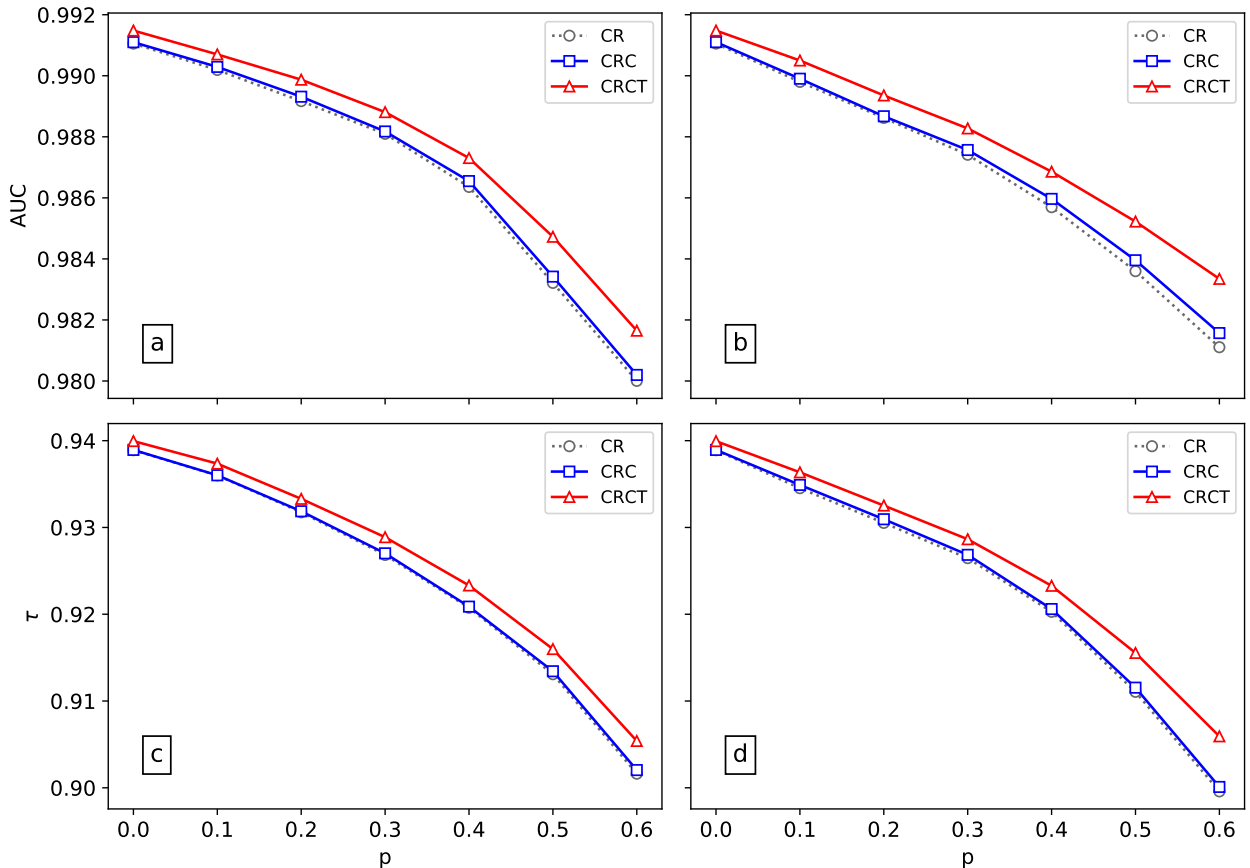


Figure 2: Compare the robustness of the three algorithms. Panels (a) and (c) are the AUC and τ for different fractions p to random rating spamming, and panels (b) and (d) show the same for malicious rating spamming. The results are averaged over ten independent realizations.

of spamming, the CRCT method has a significant advantage over the CR method, and the CRC method is essentially an improvement of the CR method. In particular, this enhancement of CRCT is more remarkable for both data sets in the case of malicious spammers, which indicates that it is more challenging to detect random spammers.

The results of AUC and RS values are reported in Table 2. One can find that for both types of spammers, the AUC values of the CRC and CRCT methods are higher than those of the CR method for every data set, which implies that the two methods have more advantages in accuracy. However, it is worth mentioning that the improvement of the CRC to the CR is very considerable. Moreover, RS verifies the effectiveness of the CRC and the CRCT from another aspect. The smaller the RS, the higher the ranking of spammers. As shown in Table 2, we easily note that the RS of the CRCT is the smallest for both types of spammers in both data sets. From the above analysis, we can find that the qualitative results of these methods for both types of spammers are very similar, so we will only consider the case of random spammers in the following.

Next, we will analyze whether the performance of the proposed methods is still outstanding while varying ω and ρ , here ω and ρ are the ratio of objects rated by spammers and the ratio of spammers, respectively. In the following, we set $\rho \in [0.05, 0.2]$ to test the robustness changing with the number of spammers in the ground truth and set the length of the detected spam list to twice the number of spammers, namely $L = 2d$. The parameter ω is selected according to the sparsity of the data sets, and ω of the Netflix data set is smaller than that of the MovieLens data set since the Netflix data set is more sparser. Figure 4 shows how the AUC, R_c , and RS values change under different methods when there are different proportions of spammers in the two data sets. Please see SI section 2 for more details of different ω . It is worth noting that, as a whole, the performance of the CRCT method is better than other methods, this is especially when ρ is small. Moreover, the R_c of all methods are positively correlated to the number of spammers. In contrast, the RS value of the CRCT method

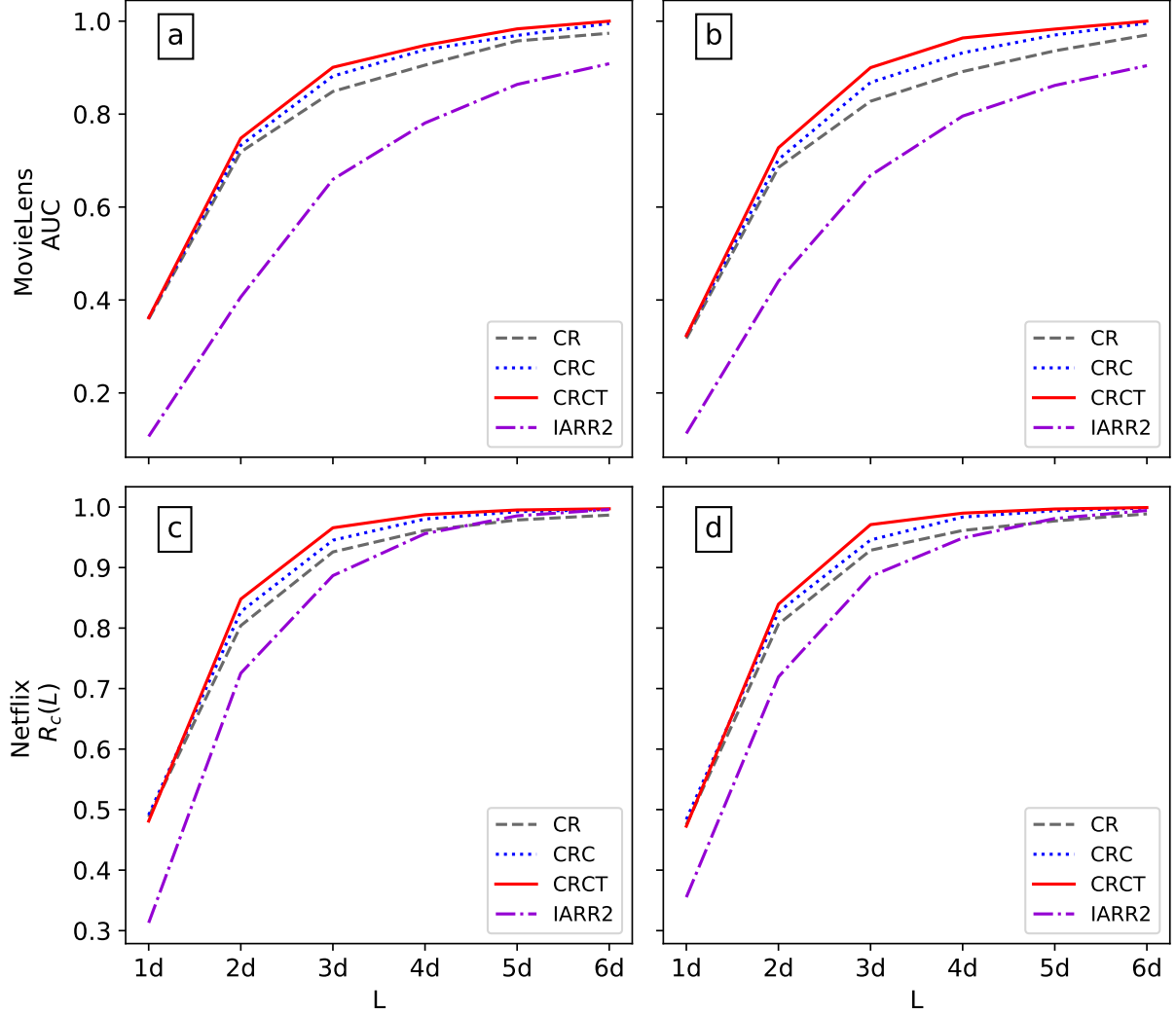


Figure 3: The recall score R_c of different methods varies with length L in MovieLens and Netflix. Panels (a) and (c) stand for random spammers, and panels (b) and (d) stand for malicious spammers. The parameter ρ in both data sets is 0.05, and the parameter ω is 0.05 and 0.01 for MovieLens and Netflix, respectively. The results are averaged over ten independent realizations.

(a)	Data set	AUC				RS			
		CR	CRC	CRCT	IARR2	CR	CRC	CRCT	IARR2
	MovieLens	0.9183	0.9236	0.9252	0.8664	0.0846	0.0795	0.0780	0.1460
	Netflix	0.9329	0.9383	0.9400	0.9239	0.0675	0.0624	0.0608	0.0801
(b)	Data set	AUC				RS			
		CR	CRC	CRCT	IARR2	CR	CRC	CRCT	IARR2
	MovieLens	0.9127	0.9213	0.9253	0.8654	0.0908	0.0839	0.0806	0.1436
	Netflix	0.9324	0.9380	0.9397	0.9228	0.0680	0.0623	0.0609	0.0790

Table 2: AUC and RS values of different methods on two real data sets for (a) with random spammers and (b) with malicious spammers. The parameters ω and ρ are the same as Figure 3. The results are averaged over ten independent realizations. The most remarkable value in each row is emphasized in bold.

is always lower than other methods, regardless of the number of spammers. Therefore, we conclude that the performance of the proposed CRCT method is stable and accurate.

One of the motivations of the IARR2 method is that evaluators should have a high reputation only when they have a high degree. However, we can find from Figure 4 that the IARR2 method performs poorly on

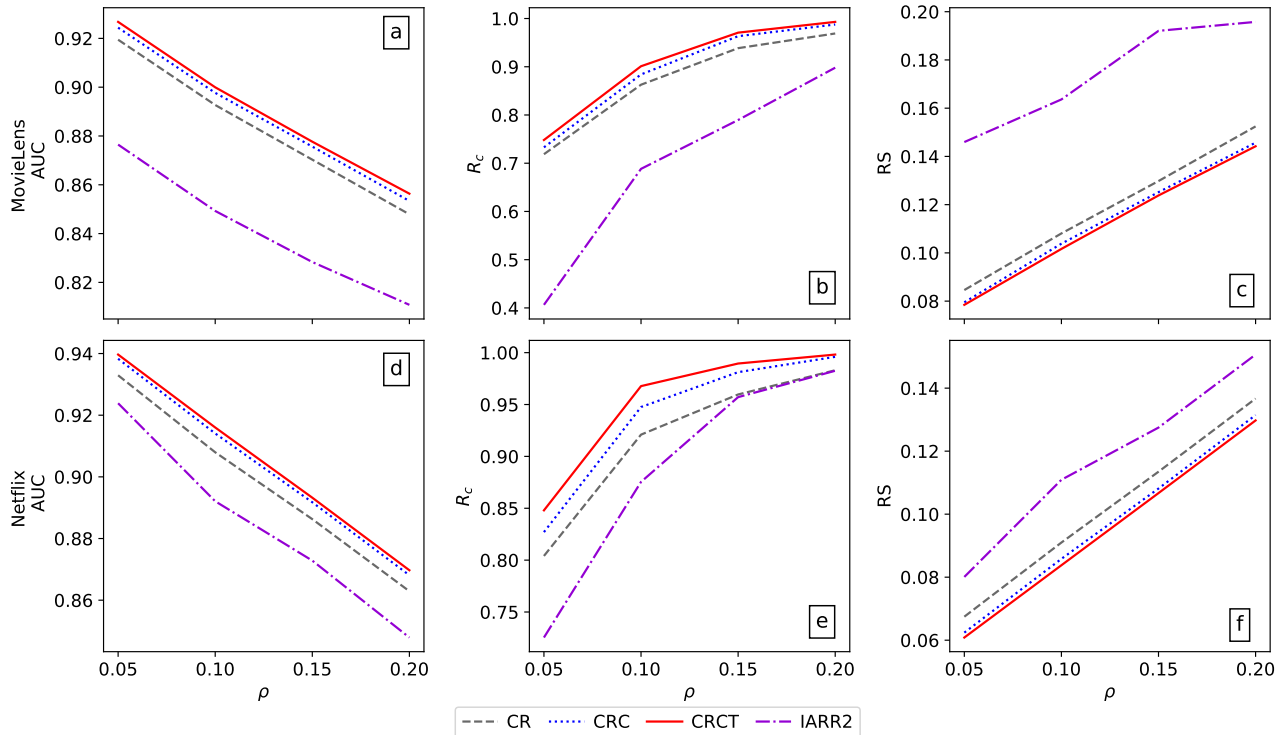


Figure 4: The AUC, R_c and RS values of different methods with different ρ in the random spammers for (a-c) MovieLens and (d-f) Netflix data sets, respectively, and the parameter ω is 0.05 and 0.01 for MovieLens and Netflix. The results are averaged over 10 independent realizations.

the MovieLens data set compared to the Netflix data set, which may be due to the lower average degree of MovieLens data set. On the other hand, this fully demonstrates that the simplest structural information such as degree cannot make a reliable correction to the original CR algorithm. Therefore, it is indispensable to discuss the relationship between the clustering coefficients of evaluators and their degree in the bipartite network, as shown in Figure 5. As evaluators' degree are continuous and with different scales, we take the log of the degree for both data sets and divide them into ten bins. It is not surprising that, like the conclusions of many studies [39], there is no relatively positive correlation between the evaluators' degree and the clustering coefficient in the two real data sets. To be sure, the introduction of the clustering coefficient in the reputation evaluation process considers the network association from systematic aspects, which effectively improving the classical CR algorithm.

5 Conclusion

It is an crucial problem to build a sound reputation evaluation system for online rating systems. It has great commercial value in e-commerce systems and has guiding significance for a wide range of systematic evaluations. In this paper, we propose a robust reputation evaluation algorithm, which considers network association and nonlinear recovery from the systematic aspects of rating system by combining the structural information of the evaluator-object bipartite network and the penalty reward function with the original correlation based ranking method. More specifically, in the iterations, we have introduced the clustering coefficient of evaluators in the bipartite network to refine their reputations, then using the penalty-reward function to strengthen the high reputation evaluators further and weaken the impact of the low reputation ones. Extensive experiments on artificial data and two real-world data set show that the proposed CRC and CRCT methods have better performance than the original proposed CR and IARR2 algorithms. These two newly proposed methods outperform the previous ones in evaluating evaluator reputation, and their accuracy and recall scores are remarkably improved and can effectively identify spammers.

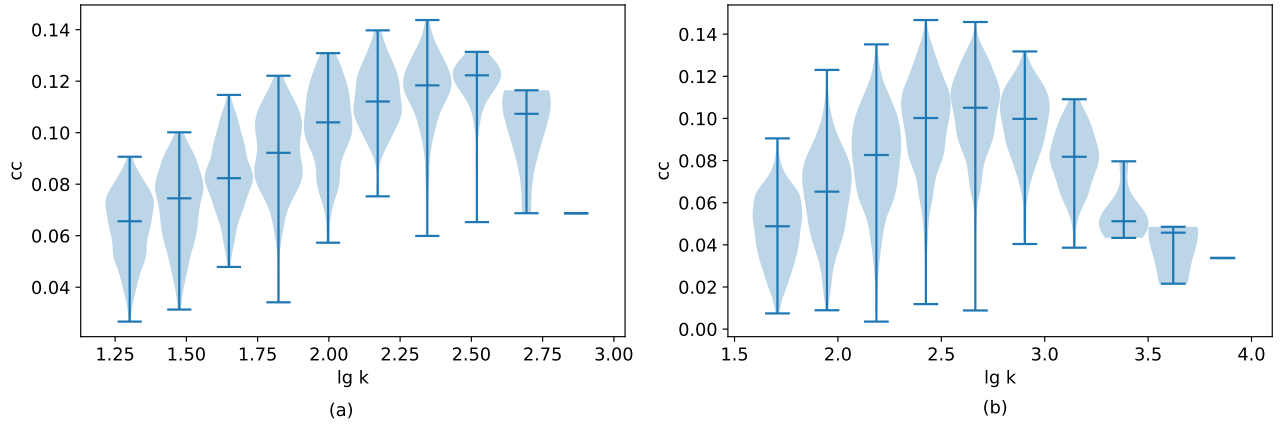


Figure 5: The relationship between the evaluators' degree and the clustering coefficient in (a) MovieLens and (b) Netflix are presented by the violin plot. The evaluators in each data set are divided into ten bins according to their degrees. The extreme value and median are marked with short bars, and the probability density is represented by shadows.

The proposed CRCT method has the similar framework as the previous IARR2 algorithm, but the new method focuses more on the core system factors in complex systems and the CRCT method demonstrates its effectiveness and stability over the unsatisfying performance from IARR2. The results show that introducing the clustering coefficient as the most basic network association feature in the iterative process can capture more profound evaluator behavior characteristics, so as to improve the CR method. In future work, we can focus on more systematic factors to build a reputation evaluation system, such as the interaction among evaluators. We can also consider the impact of time to build a reputation system because normal evaluators rarely generate a large number of ratings in a short time, whereas spammers might do so. Additionally, the evolution of evaluator's reputation is also worth exploring in reputation evaluation system.

Acknowledgement

This work is supported by the National Natural Science Foundation of China through Grant No.71731002. C.H. gratefully acknowledge support from the German Federal Ministry of Education and Research with grant no. 03EK3055B.

References

- [1] Lev Muchnik, Sinan Aral, and Sean J Taylor. Social influence bias: A randomized experiment. *Science*, 341(6146):647–651, 2013.
- [2] Linyuan Lü, Matúš Medo, Chi Ho Yeung, Yi-Cheng Zhang, Zi-Ke Zhang, and Tao Zhou. Recommender systems. *Physics reports*, 519(1):1–49, 2012.
- [3] Donghui Wang, Yanchun Liang, Dong Xu, Xiaoyue Feng, and Renchu Guan. A content-based recommender system for computer science publications. *Knowledge-Based Systems*, 157:1–9, 2018.
- [4] An Zeng, Alexandre Vidmer, Matúš Medo, and Yi-Cheng Zhang. Information filtering by similarity-preferential diffusion processes. *EPL (Europhysics Letters)*, 105(5):58002, 2014.
- [5] Fuguo Zhang and An Zeng. Improving information filtering via network manipulation. *EPL (Europhysics Letters)*, 100(5):58005, 2012.

- [6] Xiao-Lu Liu, Jian-Guo Liu, Kai Yang, Qiang Guo, and Jing-Ti Han. Identifying online user reputation of user–object bipartite networks. *Physica A: Statistical Mechanics and its Applications*, 467:508–516, 2017.
- [7] An Zeng and Giulio Cimini. Removing spurious interactions in complex networks. *Physical Review E*, 85(3):036101, 2012.
- [8] Chen-Yao Chung, Ping-Yu Hsu, and Shih-Hsiang Huang. β p: A novel approach to filter out malicious rating profiles from recommender systems. *Decision Support Systems*, 55(1):314–325, 2013.
- [9] Zimo Yang, Zi-Ke Zhang, and Tao Zhou. Anchoring bias in online voting. *EPL (Europhysics Letters)*, 100(6):68002, 2013.
- [10] Yi-Lu Zhang, Qiang Guo, Jing Ni, and Jian-Guo Liu. Memory effect of the online rating for movies. *Physica A: Statistical Mechanics and its Applications*, 417:261–266, 2015.
- [11] Raciél Yera Toledo, Yailé Caballero Mota, and Luis Martínez. Correcting noisy ratings in collaborative recommender systems. *Knowledge-Based Systems*, 76:96–108, 2015.
- [12] Qian-Ming Zhang, An Zeng, and Ming-Sheng Shang. Extracting the information backbone in online system. *PloS one*, 8(5):e62624, 2013.
- [13] Mohammad Allahbakhsh, Aleksandar Ignjatovic, Hamid Reza Motahari-Nezhad, and Boualem Benatallah. Robust evaluation of products and reviewers in social rating systems. *World Wide Web*, 18(1):73–109, 2015.
- [14] Komal Dhingra and Sumit Kr Yadav. Spam analysis of big reviews dataset using fuzzy ranking evaluation algorithm and hadoop. *International Journal of Machine Learning and Cybernetics*, 10(8):2143–2162, 2019.
- [15] Wanxin Qiao, Zhijun Yan, and Xiaohan Wang. Join or not: The impact of physicians’ group joining behavior on their online demand and reputation in online health communities. *Information Processing & Management*, 58(5):102634, 2021.
- [16] Stephen A Gallo, Joanne H Sullivan, and Scott R Glisson. The influence of peer reviewer expertise on the evaluation of research funding applications. *PloS one*, 11(10):e0165147, 2016.
- [17] Elizabeth L Pier, Markus Brauer, Amarette Filut, Anna Kaatz, Joshua Raclaw, Mitchell J Nathan, Cecilia E Ford, and Molly Carnes. Low agreement among reviewers evaluating the same nih grant applications. *Proceedings of the National Academy of Sciences*, 115(12):2952–2957, 2018.
- [18] Alexander Novotny and Sarah Spiekermann. Oblivion of online reputation: how time cues improve online recruitment. *International Journal of Electronic Business*, 13(2-3):183–204, 2017.
- [19] François Fouss, Youssef Achbany, and Marco Saerens. A probabilistic reputation model based on transaction ratings. *Information Sciences*, 180(11):2095–2123, 2010.
- [20] Shanguang Wang, Zibin Zheng, Zhengping Wu, Michael R Lyu, and Fangchun Yang. Reputation measurement and malicious feedback rating prevention in web service recommendation systems. *IEEE Transactions on Services Computing*, 8(5):755–767, 2014.
- [21] Man Kit Chang, Waiman Cheung, and Mincong Tang. Building trust online: Interactions among trust building mechanisms. *Information & management*, 50(7):439–445, 2013.
- [22] Paolo Laureti, Lionel Moret, Y-C Zhang, and Y-K Yu. Information filtering via iterative refinement. *EPL (Europhysics Letters)*, 75(6):1006, 2006.
- [23] Yan-Bo Zhou, Ting Lei, and Tao Zhou. A robust ranking algorithm to spamming. *EPL (Europhysics Letters)*, 94(4):48002, 2011.

- [24] Hao Liao, An Zeng, Rui Xiao, Zhuo-Ming Ren, Duan-Bing Chen, and Yi-Cheng Zhang. Ranking reputation and quality in online rating systems. *PloS one*, 9(5):e97146, 2014.
- [25] Jian Gao, Yu-Wei Dong, Ming-Sheng Shang, Shi-Min Cai, and Tao Zhou. Group-based ranking method for online rating systems with spamming attacks. *EPL (europhysics letters)*, 110(2):28003, 2015.
- [26] Jian Gao and Tao Zhou. Evaluating user reputation in online rating systems via an iterative group-based ranking method. *Physica A: Statistical Mechanics and its Applications*, 473:546–560, 2017.
- [27] Lu Dai, Qiang Guo, Xiao-Lu Liu, Jian-Guo Liu, and Yi-Cheng Zhang. Identifying online user reputation in terms of user preference. *Physica A: Statistical Mechanics and its Applications*, 494:403–409, 2018.
- [28] Daekyung Lee, Mi Jin Lee, and Beom Jun Kim. Deviation-based spam-filtering method via stochastic approach. *EPL (Europhysics Letters)*, 121(6):68004, 2018.
- [29] Hong-Liang Sun, Kai-Ping Liang, Hao Liao, and Duan-Bing Chen. Evaluating user reputation of online rating systems by rating statistical patterns. *Knowledge-Based Systems*, 219:106895, 2021.
- [30] Jie Zhang and Robin Cohen. A framework for trust modeling in multiagent electronic marketplaces with buying advisors to consider varying seller behavior and the limiting of seller bids. *ACM Transactions on Intelligent Systems and Technology (TIST)*, 4(2):1–22, 2013.
- [31] Xiao-Lu Liu, Qiang Guo, Lei Hou, Can Cheng, and Jian-Guo Liu. Ranking online quality and reputation via the user activity. *Physica A: Statistical Mechanics and its Applications*, 436:629–636, 2015.
- [32] Linyuan Lü, Duanbing Chen, Xiao-Long Ren, Qian-Ming Zhang, Yi-Cheng Zhang, and Tao Zhou. Vital nodes identification in complex networks. *Physics Reports*, 650:1–63, 2016.
- [33] Matthieu Latapy, Clémence Magnien, and Nathalie Del Vecchio. Basic notions for the analysis of large two-mode networks. *Social networks*, 30(1):31–48, 2008.
- [34] Albert-László Barabási and Réka Albert. Emergence of scaling in random networks. *science*, 286(5439):509–512, 1999.
- [35] Maurice G Kendall. A new measure of rank correlation. *Biometrika*, 30(1/2):81–93, 1938.
- [36] James A Hanley and Barbara J McNeil. The meaning and use of the area under a receiver operating characteristic (roc) curve. *Radiology*, 143(1):29–36, 1982.
- [37] Jonathan L Herlocker, Joseph A Konstan, Loren G Terveen, and John T Riedl. Evaluating collaborative filtering recommender systems. *ACM Transactions on Information Systems (TOIS)*, 22(1):5–53, 2004.
- [38] Tao Zhou, Jie Ren, Matúš Medo, and Yi-Cheng Zhang. Bipartite network projection and personal recommendation. *Physical review E*, 76(4):046115, 2007.
- [39] Erzsébet Ravasz and Albert-László Barabási. Hierarchical organization in complex networks. *Physical review E*, 67(2):026112, 2003.