

HotQCD on Multi-GPU Systems

**L. Altenkort,^a D. Bollweg,^{a,*} D. A. Clarke,^a O. Kaczmarek,^a L. Mazur,^{a,b} C. Schmidt,^a
P. Scior^{a,c} and Hai-Tao Shu^{a,d}**

^a*Fakultät für Physik, Universität Bielefeld,
Bielefeld, Germany*

^b*Paderborn Center for Parallel Computing, Paderborn University,
Paderborn, Germany*

^c*Physics Department, Brookhaven National Laboratory,
Upton, New York, United States*

^d*Institut für Theoretische Physik, Universität Regensburg,
Regensburg, Germany*

*E-mail: altenkort@physik.uni-bielefeld.de,
dennis.bollweg@uni-bielefeld.de, dclarke@physik.uni-bielefeld.de,
okacz@physik.uni-bielefeld.de, lukas.mazur@uni-paderborn.de,
schmidt@physik.uni-bielefeld.de, pscior@bnl.gov, hai-cao.shu@ur.de*

We present SIMULATeQCD, HotQCD's software for performing lattice QCD calculations on GPUs. Started in late 2017 and intended as a full replacement of the previous single GPU lattice QCD code used by the HotQCD collaboration, our software has been developed into an extensive framework for lattice QCD calculations distributed on multiple GPUs over many compute nodes. The code is built on C++, CUDA, and MPI and leverages modern C++ language features to provide high-level data structures, objects, and algorithms that allow users to express lattice QCD calculations in an intuitive way without sacrificing performance. Implemented algorithms range from gradient flow, correlator measurements, and mixed precision conjugate gradient solvers all the way to full HISQ gauge field configuration generation using RHMC. After successful deployment in large-scale computing projects, we want to share the result of our efforts with the lattice QCD community by making it publicly available. In these proceedings, we will present some of the key features of our code, demonstrate its ease of use, and show benchmarks of performance critical kernels on state-of-the-art supercomputers.

*The 38th International Symposium on Lattice Field Theory, LATTICE2021 26th-30th July, 2021
Zoom/Gather@Massachusetts Institute of Technology*

*Speaker

1. Introduction

Understanding the structure of the QCD phase diagram is a rich area of high energy physics research with important phenomenological implications for heavy-ion collisions, early universe physics, and compact stars. Lattice calculations allow us to access regions of the diagram at large temperatures and zero-to-moderate chemical potential. Of special interest is research into the nature of the QCD critical point, and there is much effort nowadays trying to tackle this problem from the perspective of the chiral limit [1].

Such investigations demand high-performance, highly parallelized code, as increasing the lattice size, computing higher-order cumulants, and decreasing the light quark mass, especially with an eye toward continuum-limit extrapolations, progressively push the limits of available computational power. Current investigations toward the chiral limit aim at and below light quark masses of $m_l = m_s/160$ [2, 3], with computational cost increasing dramatically as m_l is lowered. This pushes us to develop high-performance GPU code that can efficiently generate configurations with dynamical quarks using the HISQ action [4]. Studies of two-point functions defined in the Euclidean time direction, such as hadron correlators or the gluonic color-electric correlator, demand lattices with a large time extension and correspondingly even larger spatial extensions, with modern lattices reaching sizes as large as $144^3 \times 36$ [5]. These large gauge fields cannot always be accommodated by a single GPU, and hence it is important to be able to split the lattice among multiple GPUs.

The HotQCD collaboration's lattice studies take place within the context of large-scale computing projects on several Top500 systems, including Summit (OLCF), Marconi100 (CINECA), JUWELS (JSC), and Piz Daint (CSCS), in addition to running on Bielefeld's local GPU cluster. Hence it is also important that we have flexible code that can function on different architectures. Looking ahead a bit, it is also important that this code works for different GPU manufacturers; for example Frontier, the successor to Summit, will use AMD cards instead of NVIDIA. This need for flexibility spurs us to write highly modular code so that one can easily expand, adapt, and maintain parts of the code close to the hardware without needing to make any changes to higher-level classes and structures. Along this vein, we would like to leverage features of modern C++ to allow physicists with intermediate C++ knowledge to easily and intuitively carry out lattice calculations.

These are the goals we had in mind when developing our (Si)mple, (Mu)lti-GPU (Lat)ice code for (QCD) calculations, which we stylize as SIMULATEQCD. SIMULATEQCD is the successor to HotQCD's previous single-GPU code, the BielefeldGPUCode.

The increasing availability of multi-GPU systems motivated the Bielefeld lattice group in 2017 to add multi-GPU functionality; this presented an opportunity to develop a modern, future-proof, multi-GPU framework for lattice QCD calculations with completely revised implementations of the basic routines. In these proceedings we wish to share our progress writing this code, discussing its design and structure (Section 2), and showcasing its performance (Section 3).

2. Design strategy and available modules

SIMULATEQCD is a multi-GPU, multi-node lattice code written in C++ and utilizing the OOP paradigm and modern C++ features. It was originally written to run on multiple NVIDIA GPUs using CUDA, but it also supports AMD GPUs through HIP. It is also possible to run the code on

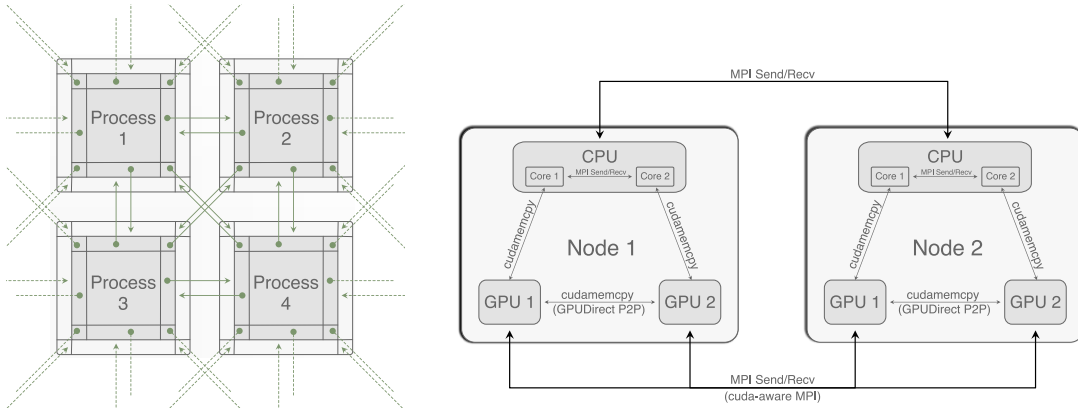


Figure 1: *Left:* Example halo exchange process. Each process holds a sublattice, indicated by the gray square. Copies of sites located near the borders of the sublattices, set off here by lines, are stored in the halos, shown in white. *Right:* Diagram summarizing different possible communication channels for hardware. Images taken from Ref. [6].

multiple CPUs. In the following we discuss key ideas guiding the code’s design and mention some of the tools already available for state-of-the-art lattice calculations. A more detailed discussion of SIMULATEQCD¹ can be found in Ref. [6].

The development of SIMULATEQCD targets calculations of QCD at high temperature and density, particularly in the regimes and limits listed in Section 1. With these applications in mind, we designed the code such that it

1. is high-performant;
2. works efficiently on multiple GPUs and nodes;
3. is flexible to changing architecture and hardware;
4. is easy to use for lattice practitioners with intermediate C++ knowledge; and
5. contains tools needed for calculating observables of interest to hot and dense QCD.

To work with multiple devices, SIMULATEQCD splits a lattice into multiple sublattices, with partitioning possible along any of the four Euclidean space-time directions. Each sublattice is given to a single GPU. In addition to holding a field restricted to that sublattice, which we call the *bulk*, the GPU holds a copy of that field from the borders of the neighboring sublattices – we call these copies the *halo*. A schematic drawing of the exchange of halos between different GPUs is shown in Fig. 1 (left).

Communication between multiple CPUs and multiple nodes is handled with MPI, which also allows for communication between multiple GPUs. For NVIDIA hardware, communication via CUDA GPUDirect P2P for intra-node and CUDA-aware MPI for inter-node channels is supported. We boost performance by allowing the code to carry out certain computations while communicating, such as copying halo buffers into the bulk, whenever possible.

¹In this reference the code is referred to as the ParallelGPUCode, which was its working title at that time.

```

template<class floatT, bool onDevice, size_t HaloDepth>
struct CalcPlaq {
    gaugeAccessor<floatT> gaugeAccessor;
    CalcPlaq(Gaugefield<floatT,onDevice,HaloDepth> &gauge) : gaugeAccessor(gauge.getAccessor()){
    __device__ __host__ floatT operator()(gSite site) {
        floatT result = 0;
        for (int nu = 1; nu < 4; nu++) {
            for (int mu = 0; mu < nu; mu++) {
                result += tr_d(gaugeAccessor.template getLinkPath<All, HaloDepth>(site, mu, nu, Back(mu), Back(nu)));
            }
        }
        return result;
    }
};

LatticeContainer<true, floatT> lattContainer(...);
Gaugefield<floatT, true, HaloDepth> gauge(...);
lattContainer.template iterateOverBulk<All, HaloDepth>(CalcPlaq<floatT, HaloDepth>(gauge))

```

Listing 1: Example plaquette kernel implemented as a functor.

This entire process by which splitting the lattice and communicating the halos is carried out is quite technical and would generally make programming operations running over all sites difficult to read, prone to mistakes, and daunting to a newcomer. Therefore we have opted to abstract away indexing and communication using *functor syntax*. Here, an operation that should be performed at, for example, each lattice site is wrapped in the function call `operator()` of a `struct` or `class`. The functor takes as argument a `gSite` object, which contains all relevant indexing information about a site such as its coordinates. The functor is then passed to one of a few abstract launch functions that control on which sites the functor should be evaluated. These then create the necessary indexing objects and pass them, together with the functor, to the `RunFunctors` class, which finally performs the kernel launch. An example functor usage is shown in Listing 1. We have tried to make all code in `SIMULATEQCD` very general and therefore made heavy use of templating. For instance, in Listing 1, `floatT` is the precision, `onDevice=true` means we use GPUs, `HaloDepth` determines the size of the halo, and `Layout=All` means we do not split sites by even/odd parity. We have suppressed the arguments of `lattContainer` and `gauge` for simplicity.

All of these lattice splitting, indexing, and communication procedures make up the foundation of our code, together with classes that manage the allocation of dynamic memory, file input/output, logging, and common math operations. Physics and mathematics objects inherit from this backend and heavily utilize the functor syntax. At the highest organizational level are the modules, which are constructed from these physics and mathematics objects. At this highest level, we strive to write code that closely and obviously mimics mathematical formulas or short, descriptive English sentences. An overview of our code’s organizational scheme is depicted in Fig. 2. Adopting functor syntax and encapsulating our code according to this scheme has already paid dividends. For example, while `SIMULATEQCD` was originally written for CUDA, porting our code to use HIP was accomplished by changing only few lines in the backend code, and we find almost no performance difference between the HIP and CUDA backends for NVIDIA GPUs.

Modules include, but are not limited to, Wilson and Zeuthen flows [7, 8]; heat bath [9, 10] and over-relaxation [11, 12] updates for generating pure SU(3) configurations; an RHMC [13] for $N_f = 2 + 1$ HISQ fermions; gauge fixing via over-relaxation [14]; sublattice updates [15, 16]; and 3D and 4D all-to-all correlations for arbitrary functions of arbitrary operators. To carry out matrix inversion we use the conjugate gradient (CG) methods, for which we have multiple right-hand side (multi-RHS), multiple shift, and mixed precision implementations to improve performance.

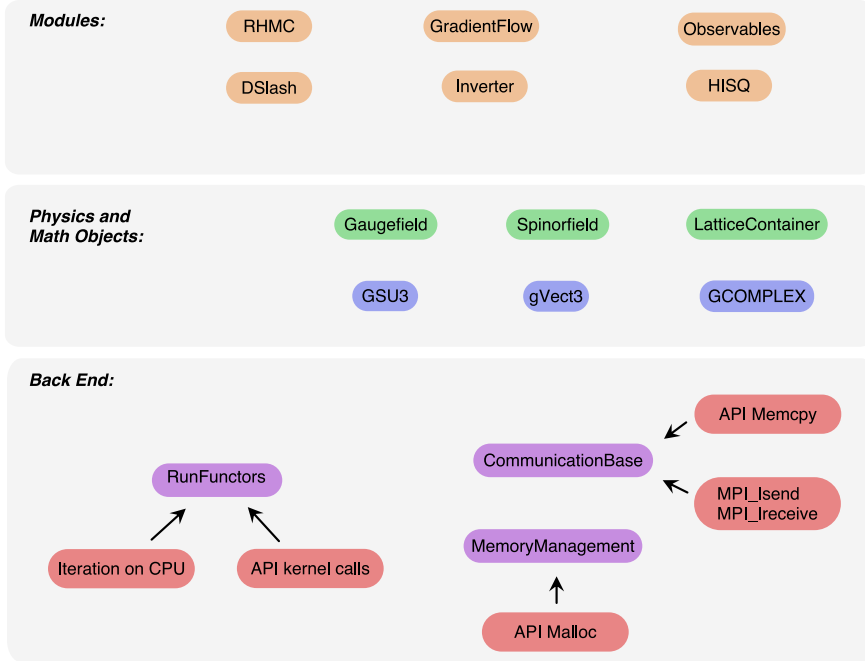


Figure 2: Diagram illustrating the code’s organizational hierarchy.

3. Performance

When generating HISQ configurations for typical parameters, about 60% of our RHMC run time is spent inverting the Dirac matrix via CG, and in it, applying the \mathcal{D} operator to a vector is the most performance-critical kernel. Hence this and related kernels are good candidates for benchmarking. The kernel’s performance is limited by the available memory bandwidth, but its arithmetic intensity can be increased by applying the gauge field to multiple RHS simultaneously. Furthermore, it benefits from gauge field compression. Only a subset of the link matrix entries are stored in memory, and the missing entries are recomputed from the stored ones based on the symmetries, either SU(3) or U(3), of the link matrix. Figure 3 (top) shows how the performance of the multi-RHS \mathcal{D} computed in single precision on a single JUWELS Booster node scales with number of RHS and GPUs. We achieve up to 1.36TB/s memory throughput and up to 19 TFLOP/s on one node. We also examine the speedup of the full RHMC algorithm on a single Booster node in Fig. 3 (left) and compare it to the scaling of \mathcal{D} . The scaling across a small number of nodes is also shown in Fig. 3 (right).

4. Conclusion and outlook

We have presented SIMULATEQCD, our multi-GPU, multi-node, high-performance lattice code written in C++. Dynamical quarks are currently supported through the HISQ discretization, although other fermion discretizations can be implemented. We have adopted functor syntax, made heavy use of templating, and organized our classes so that the code is easily adaptable to new APIs, and so that lattice practitioners can easily write physics code without needing a thorough

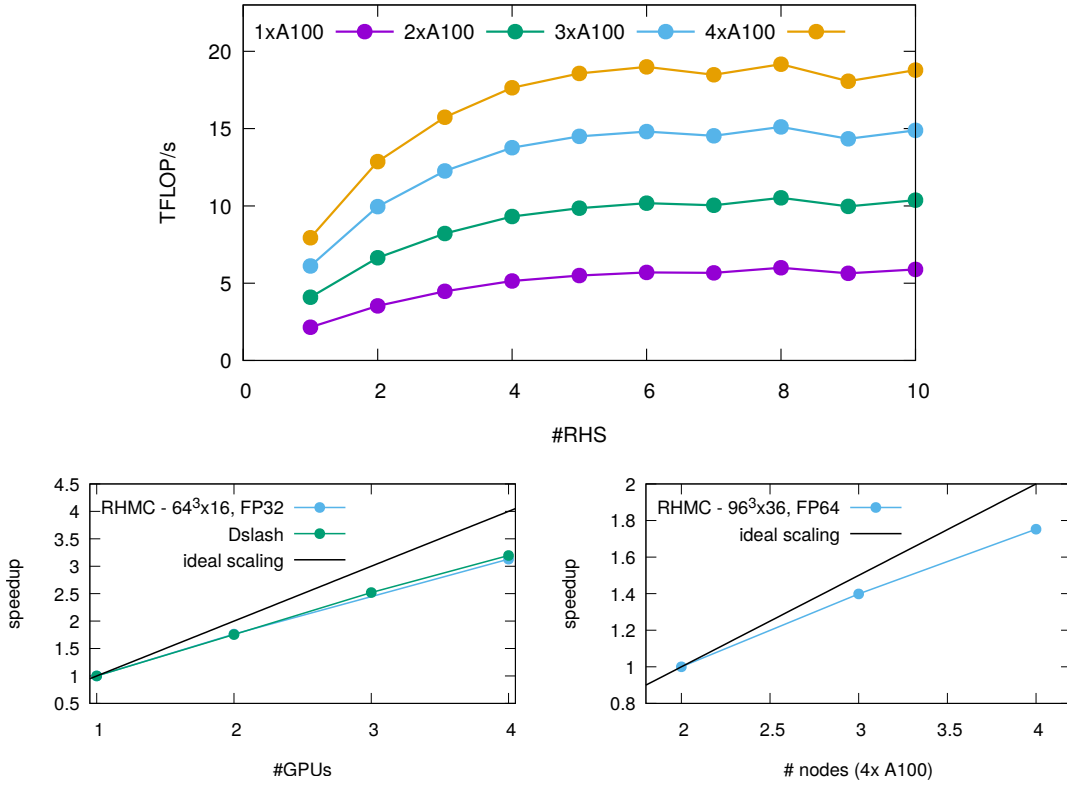


Figure 3: *Top:* Scaling of multi-RHS \mathbb{D} with number of RHS for various numbers of GPUs on a single JUWELS Booster node. *Left:* Scaling of \mathbb{D} , and RHMC with number of GPUs on a single JUWELS Booster node. *Right:* Scaling of RHMC with multiple nodes with 4 A100 GPUs each.

understanding of GPU parallelization. On multiple modern clusters, we find that its performance scales quite well with increasing number of GPUs on a single node. An open source release is forthcoming; it will be available in the near future in the repository linked in Ref. [17].

Acknowledgements

This work was supported by the Deutsche Forschungsgemeinschaft (DFG, German Research Foundation) Proj. No. 315477589-TRR 211. This work was partly performed in the framework of the PUNCH4NFDI consortium supported by DFG fund "NFDI 39/1", Germany. The benchmarks in this work were performed on JUWELS Booster and the GPU cluster at Bielefeld University. We thank the Bielefeld HPC.NRW team for their support.

References

- [1] F. Karsch, *Critical behavior and net-charge fluctuations from lattice QCD*, *PoS(CORFU2018)* (2019) 163 [1905.03936].
- [2] H.-T. Ding et al. [HotQCD collaboration], *Chiral phase transition temperature in (2+1)-flavor QCD*, *Phys. Rev. Lett.* **123** (2019) 062002 [1903.04801].

- [3] D. A. Clarke, O. Kaczmarek, F. Karsch, A. Lahiri and M. Sarkar, *Sensitivity of the Polyakov loop and related observables to chiral symmetry restoration*, *Phys. Rev. D* **103** (2021) L011501 [2008.11678].
- [4] E. Follana et al. [HPQCD, UKQCD collaboration], *Highly improved staggered quarks on the lattice, with applications to charm physics*, *Phys. Rev. D* **75** (2007) 054502 [hep-lat/0610092].
- [5] L. Altenkort, A. M. Eller, O. Kaczmarek, L. Mazur, G. D. Moore and H.-T. Shu, *Heavy quark momentum diffusion from the lattice using gradient flow*, *Phys. Rev. D* **103** (2021) 014511 [2009.13553].
- [6] L. Mazur, *Topological aspects in lattice QCD*, *Ph.D. thesis, Bielefeld University* (2021) .
- [7] M. Lüscher, *Properties and uses of the Wilson flow in lattice QCD*, *JHEP* **08** (2010) 071 [1006.4518].
- [8] A. Ramos and S. Sint, *Symanzik improvement of the gradient flow in lattice gauge theories*, *Eur. Phys. J. C* **76** (2016) 15 [1508.05552].
- [9] N. Cabibbo and E. Marinari, *A new method for updating $SU(N)$ matrices in computer simulations of gauge theories*, *Phys. Lett. B* **119** (1982) 387.
- [10] A. D. Kennedy and B. J. Pendleton, *Improved heatbath method for Monte Carlo calculations in lattice gauge theories*, *Phys. Lett. B* **156** (1985) 393.
- [11] S. L. Adler, *Over-relaxation method for the Monte Carlo evaluation of the partition function for multiquadratic actions*, *Phys. Rev. D* **23** (1981) 2901.
- [12] M. Creutz, *Overrelaxation and Monte Carlo simulation*, *Phys. Rev. D* **36** (1987) 515.
- [13] M. A. Clark and A. D. Kennedy, *The RHMC algorithm for two flavors of dynamical staggered fermions*, *Nucl. Phys. B Proc. Suppl.* **129** (2004) 850 [hep-lat/0309084].
- [14] J. E. Mandula and M. Ogilvie, *Efficient gauge fixing via overrelaxation*, *Phys. Lett. B* **248** (1990) 156.
- [15] M. Luscher and P. Weisz, *Locality and exponential error reduction in numerical lattice gauge theory*, *JHEP* **09** (2001) 010 [hep-lat/0108014].
- [16] H. B. Meyer, *Locality and statistical error reduction on correlation functions*, *JHEP* **01** (2003) 048 [hep-lat/0209145].
- [17] “SIMULATEQCD public code repository.”
<https://github.com/LatticeQCD/SIMULATEQCD>.