

Computing with B-series

DAVID I. KETCHESON, CEMSE Division, King Abdullah University of Science & Technology (KAUST), Saudi Arabia

HENDRIK RANOCHA, Applied Mathematics, University of Münster, Germany

We present BSeries.jl, a Julia package for the computation and manipulation of B-series, which are a versatile theoretical tool for understanding and designing discretizations of differential equations. We give a short introduction to the theory of B-series and associated concepts and provide examples of their use, including method composition and backward error analysis. The associated software is highly performant and makes it possible to work with B-series of high order.

CCS Concepts: • **Mathematics of computing** → **Discretization; Trees; Graph algorithms; Ordinary differential equations.**

Additional Key Words and Phrases: ordinary differential equations, discretization, Runge-Kutta methods, B-series, rooted trees, backward error analysis, composition methods

ACM Reference Format:

David I. Ketcheson and Hendrik Ranocha. 2021. Computing with B-series. 1, 1 (November 2021), 17 pages. <https://doi.org/10.1145/nnnnnnnn.nnnnnnnn>

1 INTRODUCTION

B-series are a theoretical tool related to rooted trees and developed originally for the analysis of Runge-Kutta methods [6, 18]. These topics are described beautifully in sources such as [5, 7, 8, 10, 16, 17], and we follow the notation and presentation from those sources as much as possible. The purpose of the present work is to provide an introduction to this theory in the context of a computational software package that facilitates both understanding and using B-series.

There exist a number of computational tools for working with Runge-Kutta order conditions [3, 4, 9, 13, 15, 22, 23, 30]; these use B-series implicitly or incidentally for this specific goal. In contrast, BSeries.jl was written for the purpose of computing and manipulating B-series themselves, facilitating analysis that could not be done with the above packages. The only similar library of which we are aware is the Python code pybs [31]. We developed BSeries.jl after also testing an initial prototype in Python [20]. BSeries.jl is written to be highly performant in order to enable working with high-order B-series, and includes a more comprehensive set of features such as the ability to generate elementary differentials for specific equations and thus form the full B-series for a given integrator and ODE, as well as the generation of modifying integrators.

It is possible to interface with BSeries.jl at a range of levels. Some of the features implemented in BSeries.jl, starting with lower-level functionality and working up, are:

- A realization of B-series as maps from rooted trees to the real numbers

Authors' addresses: David I. Ketcheson, david.ketcheson@kaust.edu.sa, CEMSE Division, King Abdullah University of Science & Technology (KAUST), 4700 KAUST, Thuwal, Makkah, Saudi Arabia, 23955; Hendrik Ranocha, mail@ranocha.de, Applied Mathematics, University of Münster, Orleans-Ring 10, Münster, Germany, 48149.

Permission to make digital or hard copies of all or part of this work for personal or classroom use is granted without fee provided that copies are not made or distributed for profit or commercial advantage and that copies bear this notice and the full citation on the first page. Copyrights for components of this work owned by others than ACM must be honored. Abstracting with credit is permitted. To copy otherwise, or republish, to post on servers or to redistribute to lists, requires prior specific permission and/or a fee. Request permissions from permissions@acm.org.

© 2021 Association for Computing Machinery.

XXXX-XXXX/2021/11-ART \$15.00

<https://doi.org/10.1145/nnnnnnnn.nnnnnnnn>

- The composition and substitution laws for B-series, based on ordered subtrees and partitions of trees
- Computation of the B-series of any Runge-Kutta method
- Computation of the modified equation for a Runge-Kutta method, or for a combination of method and ODE
- Computation of a modifying integrator for a Runge-Kutta method, or for a combination of method and ODE
- Human-readable output of computed B-series

All operations can be performed using symbolic inputs, for instance to study parameterized families of methods. Currently, BSeries.jl focuses on working with B-series truncated at a fixed but arbitrary order.

BSeries.jl [28] is written in Julia [2] and builds upon the Julia package RootedTrees.jl [26], which we initiated earlier and enhanced while creating BSeries.jl. In addition to features to enable the functionality of BSeries.jl listed above, RootedTrees.jl comes with the following features.

- Computation of functions on rooted trees
- Runge-Kutta order conditions
- Human-readable output of rooted trees in various text and graphics formats

BSeries.jl supports different packages for symbolic computations, including SymPy [25] via SymPy.jl¹, Symbolics.jl² [14], and SymEngine³ via SymEngine.jl⁴.

Code⁵ and documentation⁶ for BSeries.jl is available online, including an API reference and examples. The package includes a set of tests that currently cover 99% of the code and are run automatically via continuous integration. The code is distributed under an MIT license and contributions are welcomed. All code necessary to reproduce the examples shown in this article is available in our reproducibility repository [21].

1.1 Rooted trees

A rooted tree is an acyclic graph with one node designated as the root. We denote the set of rooted trees with k nodes by T_k , and the set of all rooted trees by T . The first few sets T_k are



$$T_0 = \{\emptyset\} \tag{1}$$

$$T_1 = \{\bullet\} \tag{2}$$

$$T_2 = \{\bullet\} \tag{3}$$

$$T_3 = \{\bullet\} \tag{4}$$

$$T_4 = \{\bullet\} \tag{5}$$

Note that here we are concerned with unlabeled trees, so we do not distinguish between  and . We will sometimes write a tree in terms of its children:

$$\tau = [\tau_1, \dots, \tau_m].$$

¹<https://github.com/JuliaPy/SymPy.jl>

²<https://github.com/JuliaSymbolics/Symbolics.jl>

³<https://github.com/symengine/symengine>

⁴<https://github.com/symengine/SymEngine.jl>

⁵<https://github.com/ranocha/BSeries.jl>

⁶<https://ranocha.de/BSeries.jl/stable/>

Table 1. The first few rooted trees and some of their properties

τ	$ \tau $	$\sigma(\tau)$	$\gamma(\tau)$	$F(\tau)$	$\Phi_j(t)$	Level sequence
	1	1	1	f^j	1	[0]
	2	1	2	$f_k^j f^k$	a_{jk}	[0, 1]
	3	2	3	$f_{kl}^j f^k f^l$	$a_{jk} a_{jl}$	[0, 1, 1]
	3	1	6	$f_k^j f_l^k f^l$	$a_{jk} a_{kl}$	[0, 1, 2]
	4	6	4	$f_{klm}^j f^k f^l f^m$	$a_{jk} a_{jl} a_{jm}$	[0, 1, 1, 1]
	4	1	8	$f_{km}^j f_l^k f^l f^m$	$a_{jk} a_{jm} a_{kl}$	[0, 1, 2, 1]
	4	2	12	$f_k^j f_l^k f^l f^m$	$a_{jk} a_{kl} a_{km}$	[0, 1, 2, 2]
	4	1	24	$f_k^j f_l^k f_m^l f^m$	$a_{jk} a_{kl} a_{lm}$	[0, 1, 2, 3]

Here τ_1, \dots, τ_m are the trees remaining when we remove the root of τ ; we will sometimes refer to them as the *subtrees* of τ . We will make use of the following functions on trees:

- As discussed already, the *order* of a tree, denoted by $|\tau|$, is the number of nodes it contains.
- The *symmetry* of a tree is given recursively by

$$\sigma(\bullet) = 1, \quad \sigma(\tau) = \sigma(\tau_1) \cdots \sigma(\tau_m) \cdot \mu_1! \mu_2! \cdots \tag{6}$$

where the integers μ_1, μ_2, \dots are the numbers of identical trees among τ_1, \dots, τ_m . Thus for instance $\sigma(\bullet) = 1$ and $\sigma(\text{two children}) = 2$.

- The *density* of a tree is defined recursively by

$$\gamma(\bullet) = 1, \quad \gamma(\tau) = |\tau| \gamma(\tau_1) \cdots \gamma(\tau_m).$$

1.2 Discretizations of ordinary differential equations

The study of B-series arose from the analysis of numerical solutions of first-order systems of differential equations

$$\dot{y} = f(y), \tag{7}$$

where $y = y(t)$ and \dot{y} denotes the derivative of y with respect to t . We are focused on the initial value problem where $y(t = 0)$ is specified, but we will usually suppress t to shorten the expressions appearing later in this work.

The solution of (7) is often approximated by a Runge-Kutta method, which produces a sequence of approximations $y_n \approx y(nh)$

$$Y_i = y_n + h \sum_{j=1}^s a_{ij} f(Y_j), \tag{8a}$$

$$y_{n+1} = y_n + h \sum_{j=1}^s b_j f(Y_j), \tag{8b}$$

where h is the step size and A, b are the coefficients that specify the method.

Direct analysis of the numerical solution based on (8) is challenging, since it involves nested evaluations of f . Instead, one can write the solution as an (infinite) power series in h and involving

derivatives of f . This is known as a B-series, and takes the form

$$B(u, hf, y) := u(\emptyset)y + \sum_{\tau \in T} \frac{h^{|\tau|}}{\sigma(\tau)} u(\tau) F_f(\tau)(y), \quad (9)$$

where T is the set of all rooted trees and $|\tau|$ is the *order* of the rooted tree τ , i.e., the number of nodes in τ . The factor $F_f(\tau)(y)$ involves the derivatives of f and is referred to as an *elementary differential*.

We will work with B-series that represent a map:

$$y_{n+1} = B(u, hf, y) \quad (10)$$

and B-series that represent a flow:

$$\dot{y}(t) = B(u, hf, y).$$

In the former case consistency demands that $u(\emptyset) = 1$, while in the latter we must have $u(\emptyset) = 0$.

1.3 Elementary differentials

The derivatives of f with respect to t involve various products of the tensors of partial derivatives of f . The derivatives of order k are in one-to-one correspondence with the set of rooted trees with k nodes. The factor $F_f(\tau)(y)$ in (9) is an *elementary differential*. For simplicity we will usually omit the subscript f . The elementary differentials for a given function f are defined recursively by

$$F(\bullet)(y) = f(y) \quad (11)$$

$$F(\tau)(y) = f^{(m)}(F(\tau_1)(y), \dots, F(\tau_m)(y)) \quad \text{for } \tau = [\tau_1, \dots, \tau_m]. \quad (12)$$

From a programming perspective it is perhaps clearer to write the elementary differentials in Einstein summation form; e.g.

$$F\left(\begin{array}{c} \bullet \\ \bullet \\ \bullet \end{array}\right)(y) = f''(f'f, f) = f_{KL}^J f_M^L f^M f^K.$$

Here subscripts denote differentiation and repeated subscripts imply summation.

2 APPLICATIONS OF B-SERIES TO RUNGE-KUTTA METHODS

2.1 Expression of the numerical solution map

As mentioned above, B-series can be used to express the operation of a numerical method in terms of an infinite series. The B-series of a Runge-Kutta method with coefficients A, b, c is given by

$$y_{n+1} = B(\Phi, hf, y_n), \quad (13)$$

where the *elementary weights* $\Phi(\tau)$ are defined via

$$\Phi_i(\bullet) = c_i \quad (14)$$

$$\Phi(\bullet) = \sum_i b_i \quad (15)$$

$$\Phi_i(\tau) = \sum_j a_{ij} \prod_k \Phi_j(\tau_k) \quad (16)$$

$$\Phi(\tau) = \sum_i b_i \Phi_i(\tau). \quad (17)$$

Some examples are given in Table 1.

2.1.1 *Example: second-order two-stage Runge-Kutta method.* Using the expressions above, we can write down the B-series of a given method or even a whole family of methods. For instance, the one-parameter family of two-stage, second-order Runge-Kutta methods is given by the Butcher arrays

$$\begin{array}{c|cc} 0 & 0 & \\ \frac{1}{2\alpha} & \frac{1}{2\alpha} & 0 \\ \hline & 1-\alpha & \alpha \end{array} \quad (18)$$

When this method is applied to a system of ODEs, the leading terms in the resulting solution map (10) are

$$y_{n+1} = y_n + hF_f(\bullet)(y_n) + \frac{1}{2}h^2F_f(\bullet\bullet)(y_n) + \frac{1}{8\alpha}h^3F_f(\bullet\blacktriangleright)(y_n) + \frac{1}{48\alpha^2}h^4F_f(\bullet\blacktriangleright\blacktriangleright)(y_n) + \frac{1}{384\alpha^3}h^5F_f(\bullet\blacktriangleright\blacktriangleright\blacktriangleright)(y_n) + \mathcal{O}(h^6) \quad (19)$$

which can be obtained via

```
using BSeries, SymPy, Latexify
α = symbols("α", real=true)
A = [0 0; 1/(2*α) 0]; b = [1-α, α]; c = [0, 1/(2*α)]
coefficients = bseries(A, b, c, 5)
println(latexify(coefficients, cdot=false))
```

Using such an expression, one could study for instance what choices of α will suppress (to leading orders) certain components of the error that are related to particular elementary differentials. Determining expressions of this kind by hand would be extremely tedious and error-prone.

2.2 Order conditions

The exact solution map for the flow $\dot{y}(t) = f(y)$ is

$$y(t+h) = B(e, hf, y(t)) \quad (20)$$

where the B-series coefficients of the exact solution are

$$e(\tau) = \frac{1}{\gamma(\tau)}. \quad (21)$$

To determine the accuracy of a Runge-Kutta method, we should compare its B-series coefficients to the values of $e(\tau)$. Comparing (13) with (21) yields the conditions for a Runge-Kutta method to have order p :

$$\Phi(\tau) = e(\tau) \quad \forall \tau \in T \text{ with } |\tau| \leq p.$$

2.3 Composition of methods

The composition of two B-series integrators is another B-series integrator. This can be used to understand the behavior of a numerical solution when different methods are applied in sequence, or to design new numerical methods. The composition operation is the basis for viewing the Runge-Kutta methods as a group, as introduced originally by Butcher. The algebraic relation between the B-series of the component methods and their composition is

$$B(u, hf, B(v, hf, y)) = B(b \cdot a, hf, y) \quad (22)$$

where the composition operation is

$$(b \cdot a)(\emptyset) = a(\emptyset) \quad (23)$$

$$(b \cdot a)(\tau) = \sum_{s \in S(\tau)} b(\tau \setminus s) a(s_\tau). \quad (24)$$

The set $S(\tau)$ and the details of the composition operator are explained below in Section 3.3. Although the formula (22) is written with equal step sizes for the two methods, we can use it to compute compositions with different step sizes by noting that

$$B(u, \mu h f, y) = B(w, h f, y)$$

where $w(\tau) = \mu^{|\tau|} u(\tau)$.

As an example, consider the problem of composing two 2-stage, 2nd-order Runge-Kutta methods of the form (18) (with the same step size but possibly different values of α) in order to obtain a method of higher order. After generating the B-series for each method and storing them in `series1` and `series2`, the composition is computed with the single line of code

```
comp = compose(series1, series2, normalize_stepsize=true)
```

The initial terms of the resulting series are

$$y + h f(y) + \frac{1}{2} h^2 F_f(\bullet)(y) + \frac{1}{8} h^3 F_f(\bullet)(y) + \left(\frac{1}{8} + \frac{1}{64\alpha_1} + \frac{1}{64\alpha_2} \right) h^3 F_f(\bullet)(y),$$

from which we see that the term corresponding to \bullet is independent of the values α_1, α_2 and different from $1/\gamma(t) = 1/6$, the corresponding coefficient of the exact solution B-series. Thus, any such composition will have order equal to two.

2.4 Backward error analysis

Backward error analysis is a fundamental tool of numerical analysis. Instead of studying the difference between the computed solution and the exact solution (i.e., the *forward error*), one assumes that the computed solution is the exact solution of a perturbed problem, and studies how that problem differs from the original one. This perspective is widely used in numerical linear algebra and numerical methods for linear partial differential equations (PDEs). In the latter setting it is referred to as *modified equation analysis* since the result is a modification of the original PDE (see e.g. [19, 24]). This approach is less well-known in the context of nonlinear differential equations, probably because it is much more difficult (or at least tedious) to apply. It has mostly been used in the study of symplectic or reversible methods [16]. Our original motivation for developing `BSeries.jl` [28] was to automate and facilitate backward error analysis for the numerical solution of nonlinear ODEs.

Here we follow the exposition from [10]. Let ϕ_h denote the numerical solution map; i.e.

$$y_{n+1} = \phi_h(y_n).$$

We suppose there exists a modified differential equation $\dot{y} = f_h(y)$ such that ϕ_h is the exact solution map. Then if ϕ_h can be written as a B-series $B(u, h f, y)$, the modified differential equation right-hand side is also a B-series $f_h = h^{-1} B(v, h f, y)$. These two B-series are related by the fact that substitution of the second one into the exact solution B-series yields the first one:

$$B(v \star e, h f, y) := B(e, B(v, h f, \cdot), y) = B(u, h f, y).$$

Here we have defined the substitution operator \star . The key then is the computation of the substitution coefficients $v \star e$. This relies on the skeleton p_τ and the forest $\tau \setminus p$ associated with the partitions

$p \in P$ of τ , as described later in Section 3.2. In terms of those, we have (see [10, Theorem 3.2])

$$\begin{aligned} (v \star u)(\emptyset) &= u(\emptyset) \\ (v \star u)(\tau) &= \sum_{p \in P(\tau)} v(\tau \setminus p)u(p_\tau). \end{aligned} \quad (25)$$

The system of equations $(v \star e)(\tau) = u(\tau)$ can be solved recursively because, for each tree τ , we have $(v \star e)(\tau) = v(\tau) +$ terms depending on lower order trees.

2.4.1 RK22 modified equation. As an example, the modified equation for the method (18) applied to a generic ODE (7) is obtained in BSeries.jl by

```
using BSeries, Latexify, SymPy
α = symbols("α", real=true)
A = [0 0; 1/(2α) 0]; b = [1-α, α]; c = [0, 1/(2α)]
coefficients = modified_equation(A, b, c, 4)
println(latexify(coefficients, reduce_order_by=1, cdot=false))
```

Note that we set `reduce_order_by=1` to obtain the leading terms of the B-series of f_h instead of hf_h as follows:

$$\begin{aligned} f_h &= F_f(\bullet) + \frac{-h^2}{6} F_f(\begin{array}{c} \bullet \\ \bullet \end{array}) + h^2 \left(\frac{-1}{6} + \frac{1}{8\alpha} \right) F_f(\begin{array}{c} \bullet \\ \bullet \\ \bullet \end{array}) + \frac{h^3}{8} F_f(\begin{array}{c} \bullet \\ \bullet \\ \bullet \\ \bullet \end{array}) + h^3 \left(\frac{1}{8} - \frac{1}{16\alpha} \right) F_f(\begin{array}{c} \bullet \\ \bullet \\ \bullet \\ \bullet \\ \bullet \end{array}) \\ &+ h^3 \left(\frac{1}{8} - \frac{1}{8\alpha} \right) F_f(\begin{array}{c} \bullet \\ \bullet \\ \bullet \\ \bullet \\ \bullet \end{array}) + h^3 \left(\frac{1}{24} - \frac{1}{16\alpha} + \frac{1}{48\alpha^2} \right) F_f(\begin{array}{c} \bullet \\ \bullet \\ \bullet \\ \bullet \\ \bullet \\ \bullet \end{array}) + \mathcal{O}(h^4). \end{aligned} \quad (26)$$

2.4.2 Example: Lotka-Volterra model. As an example of greater mathematical interest, we study the Lotka-Volterra model for population dynamics:

$$\dot{p}(t) = (2 - q)p, \quad (27a)$$

$$\dot{q}(t) = (p - 1)q. \quad (27b)$$

A backward error analysis of the explicit Euler method

$$y_{n+1} = y_n + f(y) \quad (28)$$

applied to (27) is presented in [16, p. 340], considering only the first correction term (of order h). Here we demonstrate the effectiveness of BSeries.jl by conducting an analysis including much higher order terms.

We can set up the ODE system as follows:

```
using BSeries, Latexify, SymPy
h = symbols("h", real=true)
u = p, q = symbols("p, q", real=true)
f = [p * (2 - q), q * (p - 1)]
```

After setting A, b to the coefficients of the explicit Euler method, we can compute the modified equation to any desired order with the command:

```
A = fill(0//1, 1, 1); b = [1//1]; c = [0//1]
series = modified_equation(f, u, h, A, b, c, 2)
```

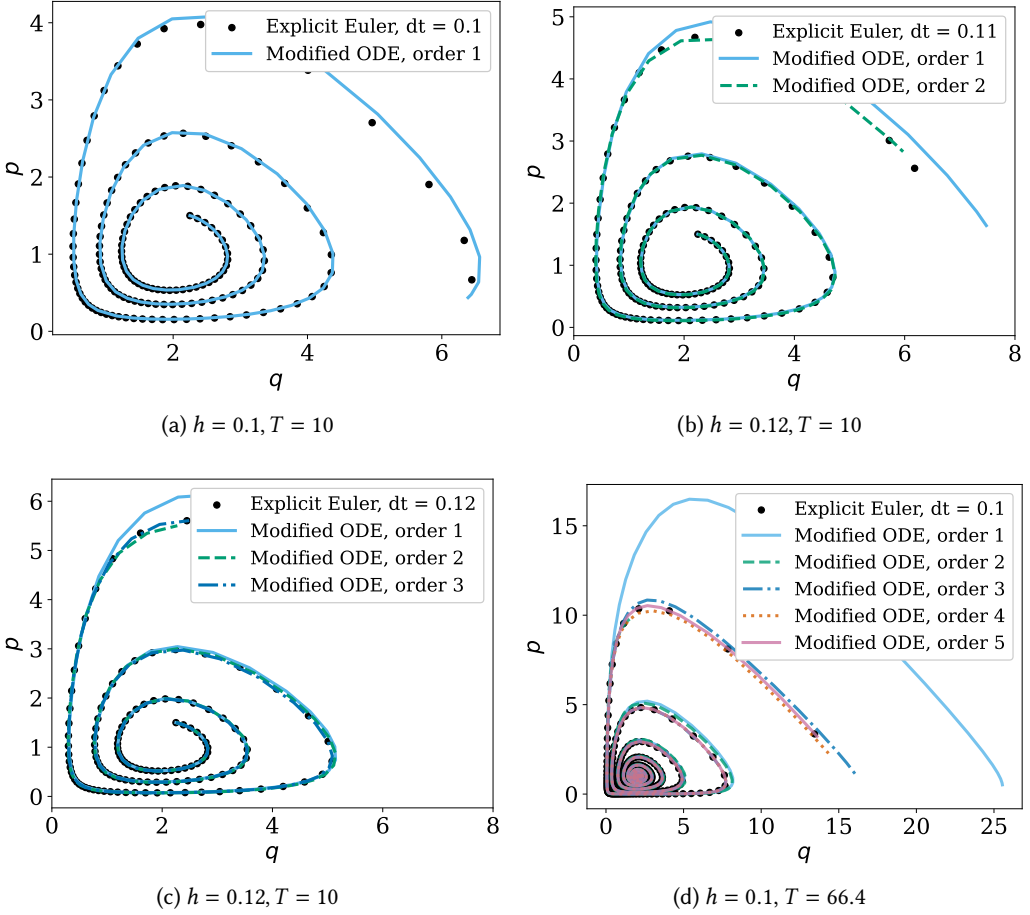


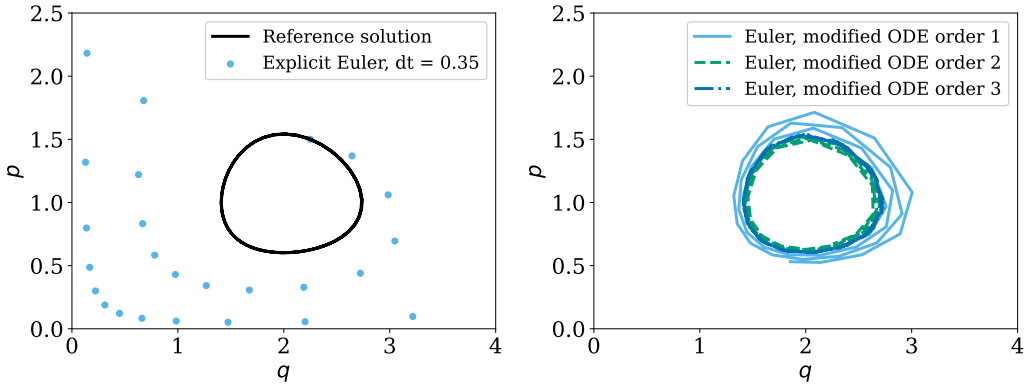
Fig. 1. Numerical solutions of the Lotka-Volterra system with final time T by the explicit Euler method with fixed time step size h and reference solutions of corresponding modified equations.

Computing just the $O(h)$ terms yields

$$\dot{p}(t) \approx \frac{p(h(q(p-1) - (q-2)^2) - 2q + 4)}{2} \quad (29)$$

$$\dot{q}(t) \approx \frac{q(h(p(q-2) - (p-1)^2) + 2p - 2)}{2}, \quad (30)$$

which agrees with what is presented in [16]. Solving (29) to high accuracy yields a result that agrees well with the numerical solution from the explicit Euler method when h and t are not too large. In Figure 1a we show the result of integrating the modified equation up to $t = 10$; now the first-order modified equation becomes inaccurate but the second-order equation still gives an accurate result on this scale. If the step size or final time is taken larger, more terms are required in order to obtain a modified equation that agrees with the numerical solution, as shown in Figures 1c and 1d. Even for small step sizes, several terms may be required to obtain good accuracy over longer times, as shown in Figure 1d, where we have included terms up to $O(h^5)$.



(a) Exact solution and explicit Euler solution. (b) Solutions of modifying integrators of orders 1-3.

Fig. 2. Numerical solutions of the modifying integrator system corresponding to the Lotka-Volterra equations and explicit Euler method.

2.5 Modifying integrators

In the previous section we saw that we could accurately determine the behavior of the explicit Euler method for the Lotka-Volterra system by deriving increasingly accurate modified equations. Nevertheless, the method’s qualitative behavior remains completely different from that of the true solution (which, for the prescribed conditions, is periodic). In this section, we instead seek to modify the right-hand-side $f(y)$ to obtain a perturbation $f_h(y)$ so that when the explicit Euler method is applied to $f_h(y)$ it yields a solution that matches the exact solution of the original problem $f(y)$. This approach is referred to as a *modifying integrator*; i.e. the integrator modifies the ODE.

In terms of B-series, we want to obtain the exact solution B-series when we substitute the modified RHS into our numerical method:

$$B(u, B(v, hf, \cdot), y) = B(e, hf, y)$$

Here $B(u, hf, y)$ is the B-series of our numerical method (in this case, explicit Euler) while $B(v, hf, y)$ is the B-series of the modified equation. We see that we have $(v \star u)(\tau) = e(\tau)$.

Results for the case at hand are shown in Figure 2. The left figure shows the exact solution and the numerical solution of the original problem, while the right figure shows solutions of the modifying integrator systems of orders 1, 2, and 3. We see that the first-order modifying integrator system still exhibits growth, though it is greatly reduced compared to the Euler solution of the original system. The second-order modifying integrator is actually dissipative. The third-order modifying integrator is indistinguishable from the exact solution at this scale and is nearly periodic.

2.6 A special RK method and ODE pair

In this section we study the application of the explicit midpoint Runge-Kutta method

$$Y_2 = y_n + \frac{h}{2}f(y_n), \tag{31a}$$

$$y_{n+1} = y_n + hf(Y_2), \tag{31b}$$

applied to the nonlinear oscillator problem

$$p'(t) = \frac{-q}{p^2 + q^2}, \quad (32a)$$

$$q'(t) = \frac{p}{p^2 + q^2}. \quad (32b)$$

Solutions of (32) are periodic, forming circles in the $p - q$ plane, but with period depending on the initial energy $\beta = \|y(0)\|$, which is conserved:

$$y(t) = \beta \begin{bmatrix} \cos(t/\beta^2) \\ \sin(t/\beta^2) \end{bmatrix}. \quad (33)$$

The numerical solution obtained by application of (31) to (32) turns out to be

$$y_n = \beta \begin{bmatrix} \cos(n\theta_\beta(h)) \\ \sin(n\theta_\beta(h)) \end{bmatrix}, \quad \text{where } \theta_\beta(h) = \arccos\left(\frac{1 - \frac{h^2}{4\beta^4}}{1 + \frac{h^2}{4\beta^4}}\right). \quad (34)$$

This can be verified by substituting (34) into (31) and solving for θ , noting that the given value solves both of the resulting equations. As studied in [27, Section 5.1], the midpoint method (31) has the remarkable property that it conserves the energy exactly for (32) for any step size. As far as we are aware, this behavior is unique among explicit discretizations of initial value ODEs. The backward error analysis of this example was our initial motivation for developing BSeries.jl.

2.6.1 Modified equation analysis. The modified equation (up to order eight) for this example can be obtained with the following code:

```
using BSeries, StaticArrays, SymPy

A = @SArray [0 0; 1//2 0]
b = @SArray [0, 1//1]
c = @SArray [0, 1//2]

u = symbols("p,q")
h = symbols("h")
f = [-u[2], u[1]] / (u[1]^2 + u[2]^2)

modified_equation(f, u, h, A, b, c, 8);
```

After some cleaning up, we find that the modified equation RHS is closely related to the original RHS:

$$f_h(y) = f(y)P(h/\|y\|^2) \quad (35)$$

where P is a polynomial. In fact, this structure could be anticipated because the Hamiltonian structure of (32) implies that the even-order derivatives of f are proportional to f , while odd-order derivatives are proportional to y . This means that any odd-order derivative terms would be non-conservative, whereas (since we know the midpoint method is energy-conservative) [16, Corollary 5.3] guarantees that every truncation of the modified equation B-series must be conservative. The polynomial $P(z)$ is, up to terms of order z^9 ,

$$P(z) = 1 - \frac{z^2}{12} + \frac{z^4}{80} - \frac{z^6}{448} + \frac{z^8}{2304} + O(z^{10}). \quad (36)$$

For this example we can find a f_h in an alternative and more direct way⁷.

$$y_h(h) = \beta \begin{bmatrix} \cos(\theta_\beta(h)) \\ \sin(\theta_\beta(h)) \end{bmatrix}$$

and differentiating both sides with respect to h yields

$$\begin{aligned} y'_h(h) &= \beta \frac{d}{dh} \theta_\beta(h) \begin{bmatrix} -\sin(\theta_\beta(h)) \\ \cos(\theta_\beta(h)) \end{bmatrix} \\ &= \frac{d}{dh} \theta_1(h) f(y), \end{aligned}$$

yielding the modified equation

$$y'(t) = f(y) \frac{d}{dh} \arccos \left(\frac{1 - \frac{h^2}{4}}{1 + \frac{h^2}{4}} \right), \tag{37}$$

and thus revealing an exact formula for $P(z)$.

This also implies that the midpoint method is symmetric (in the sense of [16]) for this problem. This can be verified directly by checking that (33) is the solution obtained with the adjoint of the midpoint method, which is

$$Y_1 = y_n + hf(Y_1) - \frac{h}{2} f(Y_2) \tag{38a}$$

$$y_{n+1} = Y_2 = y_n + hf(Y_1). \tag{38b}$$

It is important to note that the explicit midpoint method is *not* symmetric for general ODEs; the B-series for (31) for a general RHS f includes both even and odd order derivatives. Thus the behavior observed in this example results from a (seemingly very fortuitous) cancellation of terms at every odd order in h . At order h^5 , there are 16 (out of 20) coefficients in the modified equation for (31) that are non-zero, but their sum when multiplied by the elementary differentials corresponding to (32) is zero. The method and the problem appear to possess a complementary structure.

2.6.2 Modifying integrator. We can also construct a modifying integrator for this problem. Again using BSeries.jl we find that, up to terms of order h^4 , we have

$$\hat{f}_h(y) = f(y) \hat{P}_4(h/\|y\|^2),$$

where $f(y)$ is the right hand side of the original problem (32) and

$$\hat{P}_4(z) := 1 + \frac{z^2}{12} + \frac{z^4}{20}.$$

We see that the right hand side is again Hamiltonian at each order, and we might conjecture that \hat{f}_h will have this structure at every order. However, continuing the calculation up to terms of order h^7 yields

$$\hat{f}_h(y) = f(y) \hat{P}_6(h/\|y\|^2) + y \left(\frac{h^5}{48\|y\|^{12}} + \frac{31h^7}{640\|y\|^{16}} \right)$$

where

$$\hat{P}_6(z) := \hat{P}_4(z) + \frac{127}{2016} z^6.$$

We see that the truncations of the modifying integrator system are not Hamiltonian (for order h^5 and higher).

⁷This was pointed out in a private communication by Prof. Ernst Hairer.

3 ALGORITHMIC DETAILS

3.1 Representation of trees

In the code for BSeries.jl, we use the level sequence representation of a rooted tree.

Definition 3.1. The *level* of a vertex v of a rooted tree t is unity if v is the root of t . Otherwise, it is one greater than the level of the parent of v . A *level sequence* (l_1, l_2, \dots, l_n) of a rooted tree t with n vertices is obtained by recording the level of each vertex of t in a depth-first search starting at the root of t .

The set of rooted trees of a given order can be generated using the constant time algorithm of [1]. Ordered rooted trees can be compared via lexicographical ordering of their level sequences. However, the level sequence representation of an unordered rooted tree is not unique. For many algorithms, including the generation of rooted trees [1], it is advantageous to use the *canonical representation* of a rooted tree t based on the lexicographically biggest level sequence associated to t . Level sequences for a few trees are given in Table 1.

3.2 Partitions of a tree, and the associated forest

A partition p of a tree τ is any subset of the edges of the tree. Since tree τ has $|\tau| - 1$ edges, it has $2^{|\tau|-1}$ partitions. The set $\tau \setminus p$ is the forest that is left when the edges of p are removed from τ . The skeleton p_τ is the tree that remains when each tree of $\tau \setminus p$ is contracted to a single node and the edges of p are put back. Examples are given in Table 2.

3.3 Ordered subtrees, and the associated forest

An ordered subtree of τ is a subset of the nodes of τ such that the root is included and the nodes are connected (by edges of τ). Taking these nodes along with the edges in τ that connect them gives the rooted tree s_τ . Removing these nodes and the adjacent edges from τ gives the forest $\tau \setminus s$. The set of all ordered subtrees of τ is denoted by $S(\tau)$. These concepts are used in the definition of the composition law (23). Examples are given in Table 3.

Table 2. All partitions of the tree with level sequence $[1, 2, 3, 2, 3]$

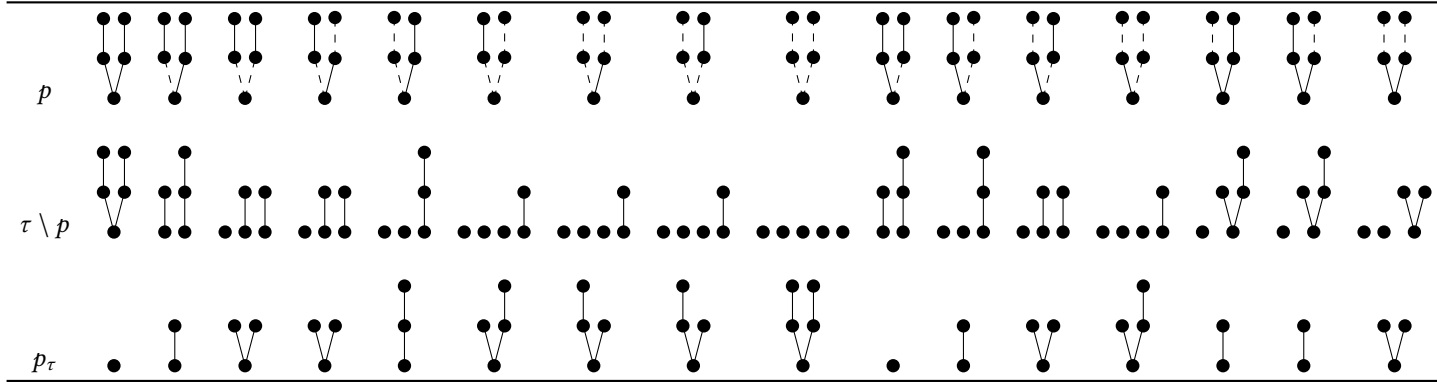
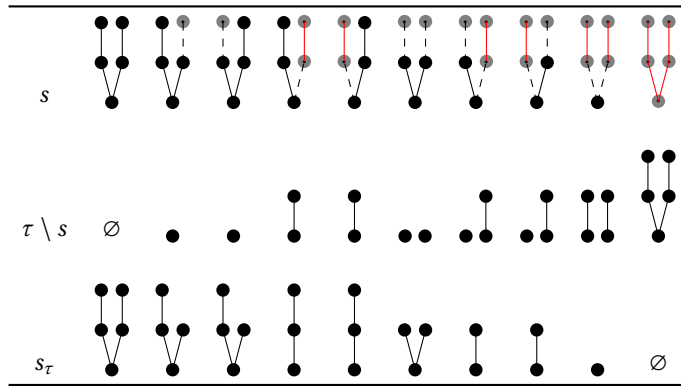


Table 3. All ordered subtrees of the tree with level sequence $[1, 2, 3, 2, 3]$



4 PERFORMANCE

We have developed `BSeries.jl` and `RootedTrees.jl` together to get reasonably efficient libraries that allow working with high-order representations of B-series. Of course, the increasing number of elementary differentials of a given order makes explicit calculations infeasible beyond some order. We tried to make this order as high as reasonably possible without increasing the code complexity too much. In this section we explain some of the design choices and optimizations that have been made. Additional performance optimizations that could be implemented in the future include parallel computation and memoization, which could increase the runtime efficiency of some parts at the cost of a higher memory footprint and/or higher code complexity.

Before discussing some of the design decisions of `BSeries.jl` related to computational performance, we compare its efficiency to `pybs` [31]. Since `pybs` uses lazy representations of B-series up to an arbitrary order, we need to instantiate the coefficients for a reasonable comparison. Here, we set up the B-series of the explicit midpoint method with Butcher tableau

$$\begin{array}{c|cc} 0 & 0 & \\ \frac{1}{2} & \frac{1}{2} & 0 \\ \hline & 0 & 1 \end{array} \quad (39)$$

and sum the coefficients of the B-series of its modified equation up to order nine. On an Intel® Core™ i7-8700K from 2017, this takes approximately 53 ms with `BSeries.jl` and 3.7 s with `pybs`. Thus, `BSeries.jl` is approximately 70x faster than `pybs` for this calculation. All source code and instructions required to reproduce these results are available in our reproducibility repository [21].

The first design decision of `BSeries.jl` is the choice of programming language. We chose Julia [2] since it provides convenient high-level abstractions, interactive workflows, and efficient computations enabled via compilation to native machine code. In fact, Julia can be at least as fast as low-level code written in traditional programming languages such as Fortran, C, and C++ [12, 29].

4.1 Representation of rooted trees

Many performance-related design decisions of `BSeries.jl` are based on the representation of rooted trees. Since `RootedTrees.jl` uses canonical level sequences stored in arrays for this purpose, we adopted the same convention when extending it with the functionality required for `BSeries.jl`.

This convention is convenient when iterating over all rooted trees of a given order since we can use the algorithm of [1] directly. Moreover, this representation is memory efficient with good data locality. Additionally, it simplifies the computation of certain functions on rooted trees such as its symmetry σ since identical subtrees are always adjacent to each other.

On the other hand, implementing the composition \cdot or the substitution \star using level sequences requires frequent memory movement. Moreover, the assumption of a canonical representation requires that we sort level sequences of newly created rooted trees, e.g., trees of the partition forest or the partition skeleton.

An alternative representation of rooted trees is based on linked lists of their vertices. The advantages and disadvantages of such a representation and array-based level sequences are basically mirrors of each other. We did not perform extensive benchmarks of both possibilities. Instead, we implemented workarounds for most common performance pitfalls of array-based level sequences. For example, we keep track of some internal buffers in `RootedTrees.jl` that allow us to avoid dynamic memory allocations when sorting level sequences to obtain canonical representations. Additionally, we use views into existing memory instead of copying parts of level sequences to new arrays whenever possible. Finally, we begin at the end of a level sequence/node set when iteratively

removing parts to construct the partition skeleton or forest; this reduces the amount of memory moves compared to beginning at the root on average since some nodes have already been removed.

4.2 Composition and substitution laws

In the literature there exist different algorithmic approaches to the composition and substitution laws, all in terms of rooted trees. In our implementation we have followed the work of Chartier et al. [10]. Computing the coefficients of the composition of two B-series requires iterating over all splittings of each tree. Similarly, the substitution law requires iterating over all partitions of a rooted tree. Individually, each of these operations requires iterating over the splitting forest or partition forest of a tree. To reduce the pressure on memory and keep data locality, we use lazy iterators for these tasks. Similarly, we also use lazy iterators when iterating over all rooted trees of a given order.

The computation of modifying integrators benefits from additional checks in the composition law: If the coefficient of the partition skeleton is zero, there is no need to iterate over the associated partition forest, see (25). This is particularly useful when computing the modified integrator since we need to substitute the modifying integrator series into the B-series of the numerical integrator. By construction, many coefficients of the B-series of explicit Runge-Kutta methods are zero since they involve powers of the strictly lower diagonal matrix A . For example, computing the coefficients of the modifying integrator of the explicit midpoint method up to order nine takes approximately 23 ms while the same task for the modified equation takes approximately 52 ms.

4.3 Symbolic calculations

Multiple symbolic computation packages are available in Julia, each with certain strengths and weaknesses. Therefore, we use Julia's efficient dispatch mechanism to support different symbolic packages (SymPy.jl, Symbolics.jl, and SymEngine.jl) as backends in BSeries.jl. This allows users to choose a package based on their needs. At the time of writing, we often use SymPy.jl for calculations that should be rendered directly in \LaTeX , Symbolics.jl when we want to create efficient Julia functions from symbolic computations, and SymEngine.jl when performance matters most and we are mostly interested in symbolic expressions after inserting specific initial values.

To compare the relative performance of different symbolic backends, we measured the time to compute the B-series of the modifying integrator of the explicit midpoint method (31) specialized to the nonlinear oscillator (32) up to order eight and to substitute the initial condition $(0, 1)$ into the resulting symbolic expressions. Using current versions of all packages at the time of writing, SymEngine.jl is several orders of magnitude faster than the other two alternatives; see Table 4.

Table 4. Micro-benchmarks of different symbolic backends supported by BSeries.jl for computing the B-series of the explicit midpoint method specialized to the nonlinear oscillator discussed in Section 2.6. Note the different units of time (seconds and milliseconds).

	Computing the B-series	Substituting the initial condition
SymPy.jl	$1.811 \pm 20.118 \times 10^{-3}$ s	212.317 ± 9.885 ms
Symbolics.jl	710.232 ± 21.727 ms	$2.565 \pm 2.848 \times 10^{-3}$ s
SymEngine.jl	15.768 ± 7.733 ms	3.353 ± 0.271 ms

The performance optimizations for symbolic computations in BSeries.jl are orthogonal to the choice of specific backend. They are mostly related to programming approaches and the use of

information available from analytical theorems. For example, we use a dynamic programming approach to determine elementary differentials of symbolic functions, i.e., we compute all elementary differentials up to a specified order upfront, allowing us to re-use lower order differentials when computing higher order ones. In addition, we use Schwarz's theorem to reduce the number of symbolic differentiation steps by making use of symmetry properties of higher-order derivatives.

5 CONCLUSION

B-series are fascinating objects that lie at the intersection of continuous and discrete, as well as pure and applied, mathematics. The package BSeries.jl makes it straightforward to apply B-series analysis to any Runge-Kutta method and/or initial value ODE. Most applications of B-series in the literature are limited to lower order in h due to the combinatorial explosion of terms that must be dealt with; BSeries.jl makes it possible to work effectively and efficiently with series up to much higher order in h , thus automating backward error analysis for discretizations of nonlinear ODE systems. We hope that BSeries.jl will also enable continued advances in our understanding of numerical integrators. Furthermore, since renormalization in quantum field theory is known also to rely on the Hopf algebra structure implemented in BSeries.jl [11], this package may be useful for calculations in that domain.

There are many potential areas for future extension of BSeries.jl, corresponding to the wide range of applications of B-series; these include B-series for partitioned methods, multistep methods, multiderivative methods, exponential methods, and Rosenbrock methods.

ACKNOWLEDGEMENTS

We are grateful to Prof. Ernst Hairer for helpful discussions related to the example in Section 2.6 and for pointing out the closed formula for $P(z)$ in (36).

The first author was supported by the King Abdullah University of Science and Technology (KAUST). The second author was funded by the Deutsche Forschungsgemeinschaft (DFG, German Research Foundation) under Germany's Excellence Strategy EXC 2044-390685587, Mathematics Münster: Dynamics-Geometry-Structure.

REFERENCES

- [1] Terry Beyer and Sandra Mitchell Hedetniemi. 1980. Constant time generation of rooted trees. *SIAM J. Comput.* 9, 4 (1980), 706–712. <https://doi.org/10.1137/0209055>
- [2] Jeff Bezanson, Alan Edelman, Stefan Karpinski, and Viral B Shah. 2017. Julia: A Fresh Approach to Numerical Computing. *SIAM Rev.* 59, 1 (2017), 65–98. <https://doi.org/10.1137/141000671> arXiv:1411.1607
- [3] Folkmar Bornemann. 2001. Runge-Kutta methods, trees, and Maple. *Selçuk Journal of Applied Mathematics* 2 (2001), 3–15.
- [4] Folkmar Bornemann. 2002. *Runge-Kutta methods, trees, and Mathematica*. arXiv:math/0211049
- [5] JC Butcher. 2009. B-series and B-series Coefficients. In *AIP Conference Proceedings*, Vol. 1168. American Institute of Physics, 7–10.
- [6] John C Butcher. 1972. An algebraic theory of integration methods. *Math. Comp.* 26, 117 (1972), 79–106.
- [7] J. C. Butcher. 2008. *Numerical Methods for Ordinary Differential Equations* (2 ed.). Wiley.
- [8] John Charles Butcher. 2021. *B-series: algebraic analysis of numerical methods*. Vol. 55. Springer Nature.
- [9] Frank Cameron. 2006. A Matlab package for automatically generating Runge-Kutta trees, order conditions, and truncation error coefficients. *ACM Transactions on Mathematical Software (TOMS)* 32, 2 (2006), 274–298.
- [10] Philippe Chartier, Ernst Hairer, and Gilles Vilmart. 2010. Algebraic Structures of B-series. *Foundations of Computational Mathematics* 10, 4 (March 2010), 407–427. <https://doi.org/10.1007/s10208-010-9065-1>
- [11] Alain Connes and Dirk Kreimer. 2000. Renormalization in quantum field theory and the Riemann–Hilbert problem I: The Hopf algebra structure of graphs and the main theorem. *Communications in Mathematical Physics* 210, 1 (2000), 249–273.
- [12] Chris Elrod. 2021. Roadmap to Julia BLAS and Linear Algebra. <https://www.youtube.com/watch?v=KQ8nvlURX4M>. Talk presented at JuliaCon.

- [13] I Th Famelis, SN Papakostas, and Ch Tsitouras. 2004. Symbolic derivation of Runge–Kutta order conditions. *Journal of Symbolic Computation* 37, 3 (2004), 311–327.
- [14] Shashi Gowda, Yingbo Ma, Alessandro Cheli, Maja Gwozdz, Viral B Shah, Alan Edelman, and Christopher Rackauckas. 2021. *High-performance symbolic-numeric via multiple dispatch*. arXiv:2105.03949
- [15] Dominik Gruntz. 1995. Symbolic computation of explicit Runge–Kutta formulas. In *Solving Problems in Scientific Computing Using Maple and MATLAB®*. Springer, 267–283.
- [16] Ernst Hairer, Christian Lubich, and Gerhard Wanner. 2013. *Geometric Numerical Integration: Structure-Preserving Algorithms for Ordinary Differential Equations*. Vol. 31. Springer Science & Business Media.
- [17] Ernst Hairer, Syvert P. Nørsett, and G. Wanner. 1993. *Solving ordinary differential equations {I}: Nonstiff Problems* (second ed.). Springer, Berlin.
- [18] Ernst Hairer and Gerhard Wanner. 1974. On the Butcher group and general multi-value methods. *Computing* 13, 1 (1974), 1–15.
- [19] Mokbel Karam, James C Sutherland, and Tony Saad. 2020. PyModPDE: A python software for modified equation analysis. *SoftwareX* 12 (2020), 100541.
- [20] David I Ketcheson. 2021. BSeries.py. <https://github.com/ketch/bseries>.
- [21] David I Ketcheson and Hendrik Ranocha. 2021. Reproducibility repository for Computing with B-series. <https://github.com/ketch/bseries-package-notebooks>. <https://doi.org/10.5281/zenodo.5716612>
- [22] David I Ketcheson, Hendrik Ranocha, Matteo Parsani, Umair bin Waheed, and Yiannis Hadjimichael. 2020. NodePy: A package for the analysis of numerical ODE solvers. (2020).
- [23] Oswald Knoth. 2021. BSeries. <https://github.com/OsKnoth/B-Series>.
- [24] Randall J. LeVeque. 2007. *Finite Difference Methods for Ordinary and Partial Differential Equations: steady-state and time-dependent problems*. SIAM.
- [25] Aaron Meurer, Christopher P. Smith, Mateusz Paprocki, Ondřej Čertík, Sergey B. Kirpichev, Matthew Rocklin, AMiT Kumar, Sergiu Ivanov, Jason K. Moore, Sartaj Singh, Thilina Rathnayake, Sean Vig, Brian E. Granger, Richard P. Muller, Francesco Bonazzi, Harsh Gupta, Shivam Vats, Fredrik Johansson, Fabian Pedregosa, Matthew J. Curry, Andy R. Terrel, Štěpán Roučka, Ashutosh Saboo, Isuru Fernando, Sumith Kulal, Robert Cimrman, and Anthony Scopatz. 2017. SymPy: symbolic computing in Python. *PeerJ Computer Science* 3 (01 2017), e103. <https://doi.org/10.7717/peerj-cs.103>
- [26] Hendrik Ranocha and contributors. 2019. RootedTrees.jl: A collection of functionality around rooted trees to generate order conditions for Runge–Kutta methods in Julia for differential equations and scientific machine learning (SciML). <https://github.com/SciML/RootedTrees.jl>. <https://doi.org/10.5281/zenodo.5534590>
- [27] Hendrik Ranocha and David I Ketcheson. 2020. Energy Stability of Explicit Runge–Kutta Methods for Non-autonomous or Nonlinear Problems. *Siam Journal On Numerical Analysis* 58, 6 (2020), 3382–3405. <https://doi.org/10.1137/19M1290346> arXiv:1909.13215
- [28] Hendrik Ranocha and David I Ketcheson. 2021. BSeries.jl: Computing with B-series in Julia. <https://github.com/ranocha/BSeries.jl>. <https://doi.org/10.5281/zenodo.5534602>
- [29] Hendrik Ranocha, Michael Schlottke-Lakemper, Andrew Ross Winters, Erik Faulhaber, Jesse Chan, and Gregor Gassner. 2021. *Adaptive numerical simulations with Trixi.jl: A case study of Julia for scientific computing*. arXiv:2108.06476
- [30] Mark Sofroniou. 1994. Symbolic derivation of Runge–Kutta methods. *Journal of symbolic computation* 18, 3 (1994), 265–296.
- [31] Henrik Sperre Sundklakk. 2015. *A Library for Computing with Trees and B-Series*. Master’s thesis. Norwegian University of Science and Technology. <http://hdl.handle.net/11250/2352711> Software available at <https://github.com/henriksu/pybs>.