

AIS: A nonlinear activation function for industrial safety engineering

Zhenhua Wang¹, Beike Zhang¹, Dong Gao^{1*}

1. College of Information Science and Technology, Beijing University of Chemical Technology, Beijing 100029
{2019210490, zhangbk, gaodong}@mail.buct.edu.cn

Abstract: In the task of Chinese named entity recognition based on deep learning, activation function plays an irreplaceable role, it introduces nonlinear characteristics into neural network, so that the fitted model can be applied to various tasks. However, the information density of industrial safety analysis text is relatively high, and the correlation and similarity between the information are large, which is easy to cause the problem of high deviation and high standard deviation of the model, no specific activation function has been designed in previous studies, and the traditional activation function has the problems of gradient vanishing and negative region, which also lead to the recognition accuracy of the model can not be further improved. To solve these problems, a novel activation function AIS is proposed in this paper. AIS is an activation function applied in industrial safety engineering, which is composed of two piecewise nonlinear functions. In the positive region, the structure combining exponential function and quadratic function is used to alleviate the problem of deviation and standard deviation, and the linear function is added to modify it, which makes the whole activation function smoother and overcomes the problem of gradient vanishing. In the negative region, the cubic function structure is used to solve the negative region problem and accelerate the convergence of the model. Based on the deep learning model of BERT-BiLSTM-CRF, the performance of AIS is evaluated. The results show that, compared with other activation functions, AIS overcomes the problems of gradient vanishing and negative region, reduces the deviation of the model, speeds up the model fitting, and improves the extraction ability of the model for industrial entities.

Key words: Deep Learning, Activation Function, Industrial safety Engineering, Chinese Named Entity Recognition, Neural Network

1. Introduction

Hazard and Operability analysis (HAZOP) (Feng et al., 2012) method is one of the most mainstream analysis methods in industrial safety engineering. As the country pays more and more attention to the production safety of petrochemical industry, a large number of paper-based HAZOP analysis reports remain, and this valuable HAZOP information has not been reused and shared reasonably. Therefore, how to use the HAZOP analysis report effectively to realize the sharing and reuse of HAZOP information is of great significance to improve the efficiency and completeness of HAZOP, reduce the dependence on experts, reduce the cost of subsequent maintenance and fault location. Named entity recognition (NER) based on deep learning is one of the most effective methods to overcome this problem. The NER model constructed by deep learning can extract valuable information effectively from HAZOP text, which is of great meaning for the realization of knowledge sharing and reuse, and provides knowledge support for the subsequent expert diagnosis, project maintenance and staff training of petrochemical projects.

NER is one of the key technologies of information extraction (Lei et al., 2014; Collobert et al., 2011), which can extract information with special realistic meaning from unstructured or semi-structured data. Due to its good characteristics, deep learning has become the most mainstream method in NER (Li et al., 2020). Scholars at

home and abroad have carried out researches on Named Entity Recognition Based on deep learning. In order to solve the problem that traditional named entity recognition needs a large number of text features and lexical knowledge defects, Jason et al. (2015) use a neural network structure combining Bi-directional Long Short-Term Memory (BiLSTM) and CNN, which can independently extract semantic features of word level and character level in corpus, reducing the workload of feature engineering, this architecture achieves high F1-score on CONL-2003 and OntoNotes5.0 datasets. In the research on the coarse and fine granularity of text, Hu and Cheng (2020) extracted more fine-grained character level vector of text through convolution neural network (CNN), and used Attention mechanism and BiLSTM for feature extraction. The recognition ability of the Att-BiLSTM-CNNs-CRF model is better than most deep learning models. Sehanobish and Song (2019) abandon the traditional Toponymic dictionary, Chinese part of speech and other Chinese features, introduces the dictionary features of Chinese characters into the task of Chinese named entity recognition, and constructs the vanilla BERT-BiLSTM-CRF model, which greatly reduces the construction time of traditional features. Compared with other models, this model has achieved higher improvement in Chinese OntoNotes5.0 and ResumeNER datasets. In addition, NER based on deep learning has been widely used in various fields. In terms of network security, Pingchuan et al. (2021) constructed XBiLSTM-CRF model through word embedding layer, BiLSTM layer and CRF layer, which can effectively complete the task of network security entity extraction. In the field of social media, Peng and Dredze (2016) use LSTM-CRF model to train NER and word segmentation

*Corresponding author.

E-mail address: gaodong@mail.buct.edu.cn (D. Gao).

task, which improves the accuracy of entity extraction on social media corpus. In the field of Indonesian named entity recognition, William et al. (2018) successfully extracted daily entities such as person name, organization, place name and event from Indonesian corpus by using BiLSTM-CNNs model. In the field of biomedicine, Zhu et al. (2018) proposed a novel end-to-end deep learning method GRAM-CNN, which is based on n-gram characters and CNN word embedding, the model can automatically mark every word, the F1-score on Biocreative II data set is 87.26%, and the F1-score on NCBI data set is 87.26%. In addition, deep learning is also widely used in the field of named entity recognition, such as finance (Francis et al., 2019) and chemistry (Robert et al., 2015).

Neural network is considered as universal function approximators, which can calculate and learn any complex function, most tasks can be expressed as function calculation in neural network. Activation function is one of the most critical foundations of neural network with strong fitting ability. It is responsible for mapping the input of neurons to the output, so that the neural network can generate nonlinear mapping between the input and output, so that the network can learn complex things. Neural network can be fitted into any model through the nonlinearity of the activation function. Different activation functions have different effects on the model, using appropriate activation function in different fields, the model can better learn different data features (Bircanoğlu and AricaMay, 2018). At present, back propagation algorithm is the most popular algorithm to update the weight parameters of neural network. This algorithm is based on the chain rule of derivative of multivariate composite function, and recursively calculates the gradient value of each layer of neural network parameters, so the activation function should avoid the gradient vanishing as far as possible, otherwise, the update of parameters will be slow, and even some underlying neurons will not be activated, it leads to the death of neurons, which has a great negative impact on the fitting effect of neural network, such as the activation function of Sigmoid and Tanh (Costarelli and Spigler, 2018; Costarelli, 2019; Costarelli and Vinti, 2017; Costarelli and Sambucini, 2018), with the increase of input, the gradient of these two functions will gradually tend to zero, the parameters of underlying neurons will not be updated, and the effect of network fitting will be greatly reduced. In addition, the problem of negative region is also one of the main obstacles to deep learning (Ebrahimi and Abadi, 2018), such as the activation function of ReLU (Nair and Hinton, 2010). In the negative region, the input of ReLU is set to 0, a large number of neurons will not be activated, which can prevent over fitting of the model to a certain extent, but the effect of ReLU is not obvious in some specific areas. Finally, the requirements of activation function are different in different fields, such as HAZOP text in industrial safety engineering, which has high information density, high relevance and similarity between information, and is easy to cause the problem of high deviation and high standard deviation of the model, the previous activation function can do nothing to solve these problems. Therefore, it is of great

significance to design an activation function suitable for industrial safety engineering to improve the accuracy of chemical entity extraction.

In this study, based on industrial safety engineering, a novel nonlinear activation function AIS is proposed. AIS is composed of two piecewise nonlinear functions. In the positive activation region, the structure of combining exponential function and quadratic function is used to alleviate the problem of deviation and standard deviation, and the linear function is added to modify it, which makes the whole activation function smoother and overcomes the problem of gradient vanishing. In the negative activation region, the structure of cubic function is used to avoid the situation that the gradient is small or even zero, to avoid the situation that neurons cannot be activated effectively in the training process of neural network, to alleviate the problem of neuron death, to solve the problem of negative region, and to accelerate the convergence of the model, ReLU is a special case of AIS. The deep learning model of BERT-BiLSTM-CRF was used to evaluate the performance of AIS. The main contributions of this study are as follows.

1. A novel activation function AIS is proposed, which is mainly used in industrial safety engineering.
2. AIS activation function can work in the whole activation area, reduce the standard deviation and deviation of the model in industrial safety engineering, overcome the gradient vanishing and negative region problems of traditional activation function, avoid the neuron death in the training of neural network, accelerate the convergence of the model, and improve the recognition performance of the model.
3. Based on HAZOP text data set in the field of industrial safety analysis, BERT-BiLSTM-CRF deep learning model is used to evaluate AIS performance. The results show the effectiveness and advanced of AIS.

The second part of this paper is related research, mainly expounds the related content of activation function. In the third part, the AIS activation function proposed in this paper is introduced. The fourth part is material and method, mainly introduces the related data sets and deep learning model. In the fifth part, the experimental results are displayed and analyzed. the conclusion is put in the sixth part.

2 Related research

The activation function should be nonlinear. Figure 1 shows a simple example of a neural network. For input x , the output value y obtained by the transformation of activation function a is shown in equation (1).

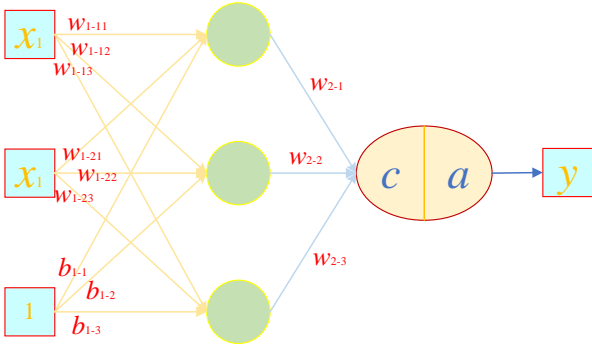


Figure 1 A simple example of neural network

$$\begin{aligned}
c &= w_{2-1}(w_{1-11}x_1 + w_{1-21}x_2 + b_{1-1}) \\
&+ w_{2-2}(w_{1-12}x_1 + w_{1-22}x_2 + b_{1-2}) \\
&+ w_{2-3}(w_{1-13}x_1 + w_{1-23}x_2 + b_{1-3}) \\
y &= a(c)
\end{aligned} \quad (1)$$

From equation (1), we get equation (2),

$$\begin{aligned}
y &= a[x_1(w_{2-1}w_{1-11} + w_{2-2}w_{1-12} + w_{2-3}w_{1-13}) \\
&+ x_2(w_{2-1}w_{1-21} + w_{2-2}w_{1-22} + w_{2-3}w_{1-23}) \\
&+ w_{2-1}b_{1-1} + w_{2-2}b_{1-2} + w_{2-3}b_{1-3}]
\end{aligned} \quad (2)$$

It can be seen that if a is a linear activation function, equation (2) is still a linear equation, and the output of each layer of the neural network only undertakes the linear transformation of the input function of the upper layer. No matter how many layers the neural network has, the output is still a linear combination of inputs, the number of layers of the neural network will be meaningless, and the fitted model is still a linear model, which can't solve the nonlinear problem. So, the activation function in deep learning must satisfy the nonlinear condition.

Sigmoid is one of the most commonly used traditional activation functions in deep learning. As shown in equation (3), it can compress the output value between 0 and 1, and is easy to calculate. However, under the action of Sigmoid activation function, the output of neurons is always positive, which has a certain negative impact on the model fitting. In addition, when the input is relatively large or relatively small, the problem of gradient vanishing will occur, and the fitting process of the model will slow down or even stop. Tanh can solve the problem that the output value of neurons is always positive when activated by Sigmoid, as shown in equation (4), it compresses the output value between -1 and 1, and the convergence speed is faster than Sigmoid. However, Tanh still has neuron saturation on both sides of the activated region, which does not solve the problem of gradient vanishing. ReLU can overcome the problem of gradient vanishing in the positive region, as shown in equation (5), in the positive activation region, the output of neurons is equal to the input, but when the gradient of ReLU in the negative activation region is forced to 0, a bunch of neurons in the neural network will die, and the

corresponding parameters will never be updated. In order to solve the problem of negative region of ReLU, Leaky ReLU (AL et al., 2013), ELU (Clevert et al., 2015), SELU (Klambauer et al., 2017), Swish (Ramachandran et al., 2017) were proposed to alleviate the problem of neuron death in negative activated region, as shown in formula (6) - (9). Leaky ReLU gives a non-zero slope α (such as 0.01) to the negative value of the input, to alleviate the problem that neurons stop learning when the ReLU function enters the negative region. The ELU combines Sigmoid and ReLU by adjusting the coefficients α to control the saturation degree of the negative region, but it will still face the problem that the gradient vanishing in the negative activation region. SELU introduces influence factors λ ($\lambda=1.05$) on the basis of ELU, the input value is enlarged λ , so the problem of ELU gradient vanishing is alleviated. Swish combines linear function with sigmoid function, and introduces parameters β , so, Swish has the characteristics between linear function and ReLU function, which overcomes the problem of gradient vanishing in positive region and can converge rapidly. However, there is still the problem of neuron death in negative region. GELU (Hendrycks and Gimpel, 2016) considers the factors of random regularity, improves the randomness of activation, and can converge rapidly in the positive region, but the negative region still has the situation of neuron saturation, which cannot adapt to the field of industrial safety analysis, as shown in formula (10). In addition, in the study of overcoming the problem of gradient vanishing, Softplus (Liu and Furber, 2016), ReLTanh (Wang et al., 2019), Hexpo (Kong et al., 2017), FELU (Qiumei et al., 2019) and other activation functions have been proposed successively, as shown in equations (11) - (14). However, these activation functions have the hidden danger of neuron saturation in the negative region, they are all improved on the basis of the general field, and are not analyzed in combination with industrial safety engineering. Therefore, this paper proposes a novel activation function AIS for industrial safety engineering, which aims to improve the recognition accuracy of NER model and extract key information from HAZOP text more effectively.

$$Sigmoid(x) = \frac{1}{1 + e^{-x}} \quad (3)$$

$$Tanh(x) = \frac{e^x - e^{-x}}{e^x + e^{-x}} \quad (4)$$

$$ReLU(x) = \begin{cases} 0, & x < 0 \\ x, & x > 0 \end{cases} \quad (5)$$

$$Leaky_ReLU(x) = \begin{cases} \alpha x, & x < 0 \\ x, & x > 0 \end{cases} \quad (6)$$

$$ELU(x) = \begin{cases} \alpha(e^x - 1), & x < 0 \\ x, & x > 0 \end{cases} \quad (7)$$

$$SELU(x) = \lambda \begin{cases} \alpha e^x - \alpha, & x < 0 \\ x, & x > 0 \end{cases} \quad (8)$$

$$\text{Swish}(x) = x \cdot \text{Sigmoid}(\beta x) \quad (9)$$

$$\text{GELU}(x) = 0.5x(1 + \tanh[\sqrt{2/\pi}(x + 0.044715x^3)]) \quad (10)$$

$$\text{Softplus}(x) = \ln(1 + e^x) \quad (11)$$

$$\text{ReLU}(x) = \begin{cases} \text{Tanh}'(\lambda^+)(x - \lambda^+) + \text{Tanh}(\lambda^+), & x \geq \lambda^+ \\ \text{Tanh}(x), & \lambda^- < x < \lambda^+ \\ \text{Tanh}'(\lambda^-)(x - \lambda^-) + \text{Tanh}(\lambda^-), & x \leq \lambda^- \end{cases} \quad (12)$$

$$\text{Hexpo}(x) = \begin{cases} -\alpha(e^{\frac{-x}{b}} - 1), & x \geq 0 \\ c(e^{\frac{x}{d}} - 1), & x < 0 \end{cases} \quad (13)$$

$$\text{FELU}(x) = \begin{cases} x, & x > 0 \\ \alpha(2^{\frac{x}{\ln(2)}} - 1), & x \leq 0 \end{cases} \quad (14)$$

3 AIS activation function

Compared with other fields of information, HAZOP information¹ has certain standardization and uniqueness.

- (1) HAZOP information is discussed and entered by different experts, and the process characteristics of different projects are different; It is very common that the same semantic entity has different expressions.
- (2) There are a lot of abbreviations and special terms, such as "跑冒滴漏". It also contains a lot of special expressions about process equipment, such as "费托反应器" and "防冻剂脱水塔".
- (3) Many equipment tag numbers are meaningful only in specific process and production environment, and need to be identified and converted. For example, E-5761006 is a reactor equipment (丙烯压缩机), TI101 is a temperature indicator.
- (4) There are a lot of situations in which one word has many meanings and one word has many natures. For example, the part of speech of "报警" in "报警设备" and "设备报警" is different. As for the leading words, "大", "高" and "多" have the same meaning.

To sum up, the information density and relevance of HAZOP text are very high, and these similar and key information are entangled together, which is easy to cause high deviation and high standard deviation of NER model. However, previous studies have not designed a specific activation function for HAZOP text, and the traditional activation function has the problems of gradient vanishing

and negative region. Therefore, it is particularly critical to design an activation function suitable for industrial safety engineering. This paper presents a novel activation function AIS for industrial safety engineering, as shown in equation (15). Figure 1 shows the activation behavior of AIS function. In the positive region, the structure of combining exponential function and quadratic function is used to alleviate the problem of deviation and variance, and the linear function is added to modify it, which makes the whole activation function smoother and overcomes the problem of gradient vanishing. In the negative region, the structure of cubic function is used to alleviate the problem of neuron death, solve the problem of negative region, and accelerate the convergence of the model. AIS can work in both positive and negative regions, in order to adapt to the characteristics of two different regions, two parameters are introduced, α and β , they are all regulatory variables with the interval of [0,1], which are used to control the positive and negative activation regions respectively, so that AIS can better adapt to industrial safety engineering. As you can see, when α and β are both zero, AIS becomes ReLU. ReLU is a special case of AIS. AIS not only inherits the advantages of ReLU, but also overcomes the problem of negative region and improves the convergence ability of the model.

$$\text{ACS}(x) = \begin{cases} \alpha \frac{x e^{x+1} + x^2 e^x + x^2}{e^x} + x, & x > 0 \\ \beta x^3, & x \leq 0 \end{cases} \quad (15)$$

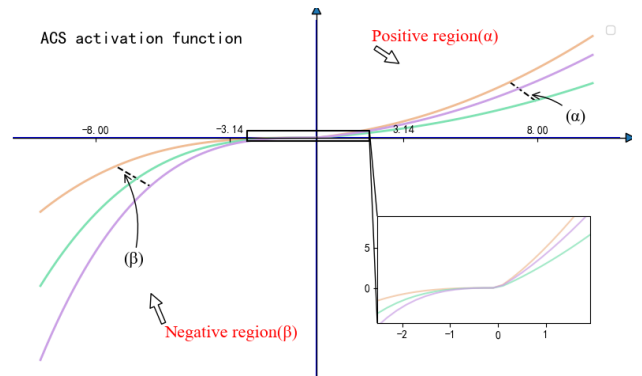


Figure 2 The activation behavior of AIS

Under the action of AIS activation function, the back-propagation process for updating neural network weights is as follows.

Note that w_{jk}^l is the weight of the k -th neuron in layer $l-1$ to the j -th neuron in layer l , and b_j^l is the bias of the j -th neuron in layer l , then the AIS activation value a_j^l of the j -th neuron in layer l is shown in equation (16).

$$a_j^l = \text{ACS}\left(\sum_k \omega_{jk}^l a_k^{l-1} + b_j^l\right) \quad (16)$$

¹ HAZOP information is recorded in Chinese format.

For convenience of expression, z^l is the weight input of each layer, as shown in equation (17).

$$z^l = \sum_k \omega_{jk}^l a_k^{l-1} + b_j^l \quad (17)$$

The error equation of the output layer is shown in equation (18), where C is the cost function of the neural network, δ_j^l is the error of the j -th element in the l -th layer.

$$\delta_j^l = \frac{\partial C}{\partial z_j^l} = \frac{\partial C}{\partial a_j^l} \frac{\partial a_j^l}{\partial z_j^l} = \frac{\partial C}{\partial a_j^l} ACS'(z_j^l) \quad (18)$$

According to equation (18), the second term $AIS'(z_j^l)$ measures that the output of AIS activation function is related to the change speed of z_j^l . $AIS'(x)$ is shown in equation (19).

$$ACS'(x) = \frac{dACS(x)}{dx} = \begin{cases} \alpha \left(\frac{-x^2 + 2x}{e^x} + 2x + e \right) + 1, & x > 0 \\ 3\beta x^2, & x \leq 0 \end{cases} \quad (19)$$

When $x < 0$, $AIS'(z_j^l)$ is obviously greater than 0, and there is no saturation in the negative activation region. When $x > 0$, there is an inequality (20).

$$\begin{aligned} & \alpha \left(\frac{-x^2 + 2x}{e^x} + 2x + e \right) + 1 \\ & > \alpha \left(2x + e - \frac{x^2}{e^x} \right) + 1 \\ & > \alpha \left(2x + e - \frac{x^2}{1 + x + \frac{x^2}{2}} \right) + 1 \\ & > \alpha(2x + e - 2) + 1 \\ & > 1 \end{aligned} \quad (20)$$

The derivation of equation (20) shows that $AIS'(z_j^l)$ is always greater than 1, and there is no saturation in the positive activation region. For the traditional activation functions such as Tanh and Sigmoid, with the increase or decrease of the input value, $Tanh'(z_j^l) \approx 0$, $sigmoid'(z_j^l) \approx 0$. At this time, no matter how large $\partial C / \partial a_j^l$ is, the $\delta_j^l \approx 0$, the output neurons enter the saturation region and stop learning. In addition, when the input is in the negative activation region, $ReLU'(z_j^l) = 0$, which directly leads to neuron death. The update rate of bias in neural network is shown in equation (21).

$$\frac{\partial C}{\partial b_j^l} = \frac{\partial C}{\partial z_j^l} \frac{\partial z_j^l}{\partial b_j^l} = \frac{\partial C}{\partial z_j^l} = \delta_j^l \quad (21)$$

The update rate of weights in neural network is shown in equation (22).

$$\frac{\partial C}{\partial \omega_{jk}^l} = \frac{\partial C}{\partial z_j^l} \frac{\partial z_j^l}{\partial \omega_{jk}^l} = \frac{\partial C}{\partial z_j^l} a_k^{l-1} = a_k^{l-1} \delta_j^l \quad (22)$$

It's not hard to find out that the update of weight is positively correlated with the activation output of the upper layer. When the input value approaches 0, the change of $\partial C / \partial \omega_{jk}^l$ is very small no matter how large the error is, and the weight and bias will learn very slowly; When the input neurons are not activated or the output neurons are saturated, the fitting of neural network will encounter great obstacles. AIS overcomes the above problems, so AIS can effectively solve the problem of gradient vanishing and negative region.

4 Material and method

4.1 Dataset

HAZOP data mainly comes from semi-structured data such as paper analysis documents and electronic analysis reports. In this paper, the original data is extracted from the HAZOP analysis report of a coal group's 4 million tons / year indirect coal liquefaction project. After the data preprocessing and cleaning, a total of 8655 HAZOP analysis records are extracted for model training and evaluation. NER task, by identifying the type of entity to complete the identification and extraction of key information, its essence is the sequence annotation task, text annotation is the first step of entity recognition task. In this paper, the equipment, process label, material, status and consequence in HAZOP text are regarded as entities. Combined with the characteristics of actual data, the bio annotation method is used to label these entities. The specific annotation information is shown in Table 1. 80%, 10% and 10% of HAZOP dataset are divided into training set, validation set and test set respectively.

Entity type	Initial	Subsequent
Equipment	B-EQU	I-EQU
Process label	B-EQUN	I-EQUN
Material	B-MAT	I-MAT
Status	B-STAT	I-STAT
Result	B-RES	I-RES
Non-entity	O	O

Table 1 Annotation information of entities

4.2 NER model

Chemical entities² have the following characteristics.

- (1) The nesting between entities makes it difficult to determine the boundary and type of entities. For example, “乙二醇缓冲罐” is equipment type, and “乙二醇” should be identified as material by model without “缓冲罐”.
- (2) The superposition between entities leads to the long entity, such as “防冻剂脱水塔顶空冷器” and “释放气压缩机回流冷却器”.
- (3) Chinese text has no boundary markers such as spaces in English text, and Chinese entities are ambiguous.
- (4) Compared with the general domain, in the extraction of HAZOP information, state and process should be extracted to form meaningful information description combination. For example, “费托反应器发生爆炸”, we need to accurately extract “费托反应器” and “爆炸” to effectively express the specific meaning.

The traditional named entity recognition model can't adapt to the above characteristics. Therefore, this paper introduces the BERT pre-training language model (Devlin et al., 2018) into industrial safety engineering to enhance the ability of extracting semantic features of the model and overcome the problems of polysemy and long entity in HAZOP corpus. In this paper, we used the model which combines BERT and BiLSTM-CRF (Huang et al., 2015) to evaluate AIS. The overall architecture of the model is shown in Figure 3. First, add a "CLS" tag at the beginning of each input text to indicate the beginning of a piece of text. The two sentences are separated by the "SEP" mark. "\$" and "#" are used to mark the boundaries of each entity. Then, Token embeddings (the embedding matrix corresponding to each word in the text, this paper sets the dimension of the vector to 768), Segment embeddings (the embedding matrix generated according to the "SEP" flag, this paper sets the dimension of the vector to 20) and Position embeddings (embedding matrix generated by random initialization, representing the position information of each character), the three vectors are spliced into input vectors and passed to BERT. The input vectors are transformed into word vector sequences ($H_0, H_1, H_2, \dots, H_n$) with semantic information by BERT. Then ($H_0, H_1, H_2, \dots, H_n$) is input into the BiLSTM module, which encodes the input sequence bidirectionally to obtain the vector sequence with context features ($T_0, T_1, T_2, \dots, T_n$). Finally, these context vectors are decoded by CRF (Zhou et al., 2009), and the tag sequence with the highest probability is output, so as to complete the task of named entity recognition. In addition, dropout (Srivastava et al., 2014) layer is constructed to prevent over fitting of neural network, and the value is set to 0.4. Considering the

size of memory, the length of input text is limited to 128 characters.

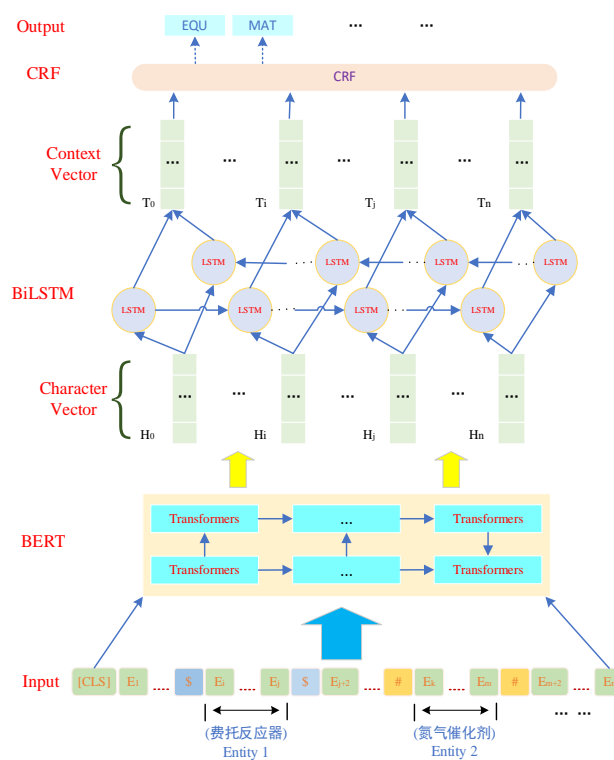


Figure 3 Model architecture of NER

5 Experimental results and analysis

A large number of experiments have shown that when the variables $\alpha=0.8$, $\beta=1.0$, the activation behavior of AIS is the optimum, and the model is the most advanced for the recognition of chemical entities, therefore, in this study, α and β are set to 0.8 and 1, respectively. The recognition performance of the model based on AIS activation function on test set and validation set is shown in Table 2 and Table 3 respectively, where P represents precision, R represents recall rate, and F1 represents F1-score (Hung et al., 2021). By observing Table 2 and Table 3, in the test set, the F1-score of all entities of the model reached 88.33%, and the F1-score of five entities were higher than 80%. The model achieved 100% recall rate for EQU entity under the activation of AIS. In the validation set, the F1 value of all entities of the model reached 87.44%. Among the five chemical entities, the recognition results of EQU entity and RES entity are better, and their F1-score were 96.72% and 95.10% respectively. AIS helps the model successfully complete the complex task of chemical entity recognition.

² Industrial entities are in Chinese format.

Activation	Type	P(%)	R(%)	F1(%)
AIS	All entities	88.67	87.99	88.33
	EQU	82.35	83.58	82.96
	EQU _N	97.76	100.00	98.87
	MAT	86.27	74.58	80.00
	STAT	88.07	85.26	86.64
	RES	96.15	94.34	95.24

Table 2 The performance of AIS on test set

Activation	Type	P(%)	R(%)	F1(%)
AIS	All entities	86.62	88.27	87.44
	EQU	81.25	85.96	83.68
	EQU _N	96.72	96.72	96.72
	MAT	68.06	65.33	66.67
	STAT	85.61	87.77	86.68
	RES	97.14	93.15	95.10

Table 3 The performance of AIS on validation set

AIS is compared with other activation functions, including ELU, GELU, Leaky ReLU, ReLU, SELU, Sigmoid, Softplus, Swish and Tanh. The influence of different activation functions on the loss of the model is shown in Figure 4. It can be seen that with the increase of the number of training epochs, the loss of the models with different activation functions is very close and gradually tends to the same value. However, in the first eight epochs of training, the decline trend of loss based on AIS activation function is obviously faster than other activation functions, and AIS has faster convergence speed for the model. The average loss value and its standard deviation of the model based on different activation functions are shown in Figure 5. As can be seen from the figure, compared with other activation functions, the average loss value and standard deviation of AIS activation function are smaller than other activation functions. AIS alleviates the problem of high deviation and high square error of the model caused by data in industrial safety engineering.

The recognition performance of different activation functions on test set and validation set is shown in Table 4 and table 5 respectively (see Appendix for detailed comparison results). It can be seen that the activation performance of GELU, ReLU, Tanh, SELU, Softplus and Swish in the test set is not good enough, and the recognition F1-score of the model based on these activation functions can not reach 88%. In addition, the F1-score of the model based on AIS activation function is higher than any other activation function, which further improves the extraction ability of chemical entities. In the validation set, the activation performance of ReLU is the worst, and the

recognition F1-score of the model based on ReLU is only 86.78%. The F1-score based on AIS activation function is only 0.32 percentage points lower than SELU, but the convergence speed and effect of AIS are better than SELU, and AIS is also better than SELU in overcoming the variance and deviation of the model. Compared with other activation functions, AIS overcomes the problems of gradient vanishing and negative region effectively.

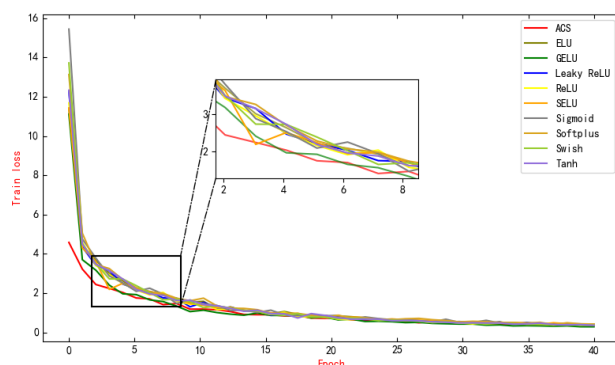


Figure 4 Loss of models with different activation functions

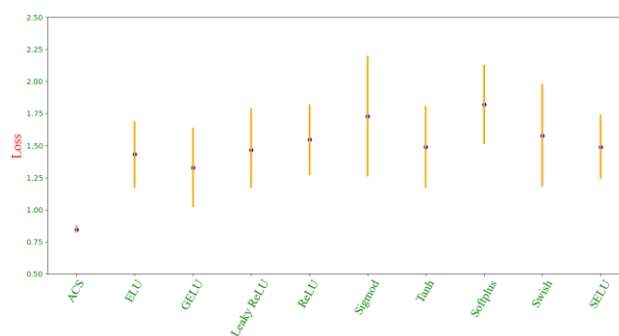


Figure 5 Average loss and their standard deviations

The recognition performance of different activation functions on the test set and validation set is shown in Table 4 and table 5 respectively (the detailed comparison results are in the Appendix). It can be seen that the activation performance of GELU, ReLU, Tanh, SELU, Softplus and Swish is not good on the test set, and the recognition F1-score of the model based on these activation functions can not reach 88%. In addition, the F1-score of AIS based model is higher than that of any other activation function, which achieves more advanced results. AIS successfully improves the extraction ability of chemical entities. In the validation set, the activation performance of ReLU is the worst, and the recognition F1-score of the model based on ReLU is only 86.78%. The F1-score of AIS based model is only 0.32 percentage points lower than that of SELU, but the convergence effect of AIS is better than that of SELU, and AIS is also better than SELU in overcoming the variance and deviation of the model. Compared with other activation functions, AIS overcomes the problems of gradient vanishing and negative region, and achieves the state-of-the-art activation performance.

Activation	Type	P(%)	R(%)	F1(%)
GELU	All entities	87.54	87.45	87.49
ReLU	All entities	86.99	88.32	87.65
Leaky ReLU	All entities	88.12	87.88	88.12
Sigmoid	All entities	87.25	88.75	88.00
Tanh	All entities	86.90	88.32	87.6
ELU	All entities	87.19	89.19	88.18
SELU	All entities	87.04	87.99	87.51
Softplus	All entities	87.31	88.65	87.97
Swish	All entities	87.31	87.88	87.6
AIS	All entities	88.67	87.99	88.33

Table 4 Performance of different activation functions on test set

Activation	Type	P(%)	R(%)	F1(%)
GELU	All entities	87.12	87.7	87.41
ReLU	All entities	85.69	87.89	86.78
Leaky ReLU	All entities	86.65	87.89	87.27
Sigmoid	All entities	86.96	87.13	87.05
Tanh	All entities	86.80	87.80	87.30
ELU	All entities	85.89	88.18	87.02
SELU	All entities	86.7	88.85	87.76
Softplus	All entities	86.27	88.08	87.17
Swish	All entities	85.89	88.75	87.29
AIS	All entities	86.62	88.27	87.44

Table 5 Performance of different activation functions on validation set

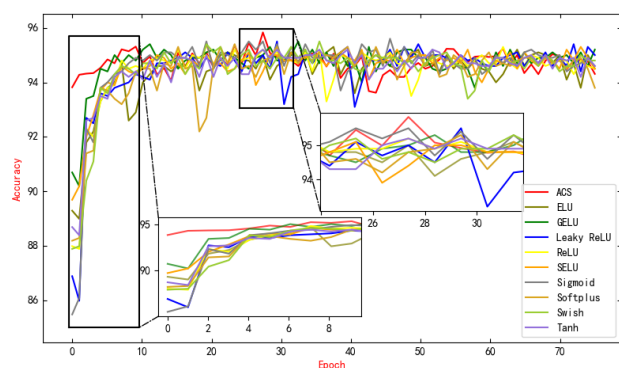


Figure 6 The recognition accuracy of models based on different activation functions

Figure 6 shows the influence of different activation functions on the accuracy of model recognition. It can be seen that AIS helps the model achieve the highest accuracy of chemical entity recognition and improves the fitting speed of the model compared with other activation functions. Based on the test set and validation set, the change of F1-score of different activation functions on the model is shown in Figure 7 and figure 8. In the first six epochs of training, it can be seen that the recognition

F1-score of AIS based model is significantly higher than that of other activation functions. Compared with other activation functions, AIS further improves the convergence ability and training efficiency of the model.

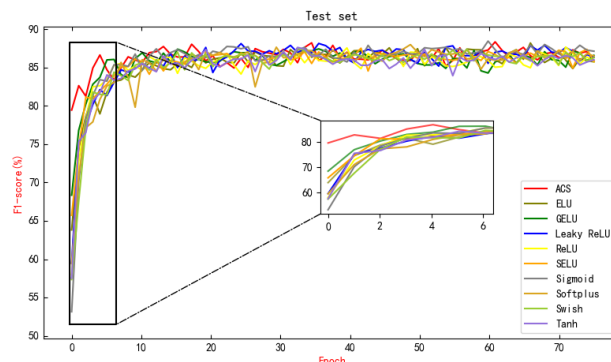


Figure 7 The change of F1-score of the model with different activation functions based on test set

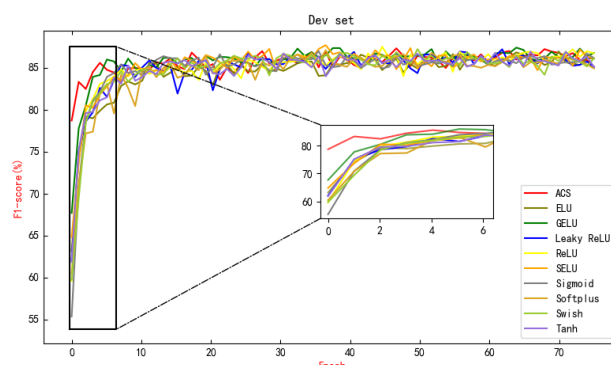


Figure 8 The change of F1-score of the model with different activation functions based on validation set

To sum up, compared with other activation functions, AIS overcomes the problems of gradient vanishing and negative region, reduces the deviation and variance of the model, improves the convergence effect of neural network, and improves the recognition performance of NER model, which can better adapt to industrial safety engineering.

6 Conclusions

In industrial safety engineering, NER model based on deep learning can extract valuable information from HAZOP report. Activation function is one of the indispensable elements in deep learning, which has a certain relationship with the final performance of the model. However, compared with other fields of information, the information of industrial safety engineering is normative and unique, HAZOP information is discussed and entered by different experts, there are a lot of abbreviations and proprietary expressions of process equipment, many equipment tag numbers are meaningful only in specific process and production environment, and there are a lot of polysemy in a

word. Therefore, the information density and relevance of HAZOP text are very strong, and these similar and key information are often entangled together, which is easy to cause the problem of high deviation and high square error of NER model. The traditional activation function has nothing to do with this kind of problem, and it also has the problem of gradient vanishing and negative region. These obstacles lead to the recognition accuracy of the model can not be further improved. To solve these problems, a novel activation function AIS is proposed in this paper. AIS is an activation function applied in industrial safety engineering, which is composed of two piecewise nonlinear functions. AIS introduces nonlinear characteristics into neural network and uses the structure of exponential and quadratic function to alleviate the deviation problem and overcome the gradient vanishing problem. The structure of cubic function is used to solve the problem of negative region and accelerate the convergence of the model, so that the fitted deep learning model can complete the task of chemical entity recognition. Based on HAZOP data set, the performance of AIS is evaluated by using the BERT-BiLSTM-CRF deep learning model. The results show that AIS helps the model successfully complete the task of chemical entity recognition. Compared with the traditional activation function, AIS reduces the deviation and variance of the model, overcomes the problems of gradient vanishing and neuron death in negative area, and accelerates the convergence of the model, the ability of the model to extract chemical entities is improved, AIS can adapt to industrial safety engineering.

The future research is to design and construct the loss function and neural network structure suitable for industrial safety engineering based on deep learning, so as to improve the ability of NER model to extract chemical information.

Acknowledgements

This work is supported by National Natural Science Foundation (NNSF) of China under Grant 61703026 and 61873022.

References

- Lei, J., Tang, B., Lu, X., Gao, K., Jiang, M., & Hua, X. 2014. A comprehensive study of named entity recognition in chinese clinical text. *J Am Med Inform Assoc* (5), 808-814. 10.1136/amiajnl-2013-002381
- Collobert R, Weston J, Bottou L, et al. 2011. Natural Language Processing (almost) from Scratch[J]. *Journal of Machine Learning Research*, 12(1):2493-2537.
- Li, J., Sun, A., Han, J., & Li, C. 2020. A survey on deep learning for named entity recognition. *IEEE Transactions on Knowledge and Data Engineering*, PP (99), 1-1.
- Jason P.C. Chiu, Eric Nichols. 2015. Named Entity Recognition with Bidirectional LSTM-CNNs[J]. *Transactions of the Association for Computational Linguistics*, 357-370.
- Hu, C., & J Cheng. (2020). Named entity recognition based on character-level language models and attention mechanism. *International Core Journal of Engineering*, 6(1), 196-201.
- Sehanobish A, Song C H. 2019. Using Chinese Glyphs for Named Entity Recognition[J]. *IEICE Transactions on Fundamentals of Electronics, Communications and Computer Sciences*, abs/1909.09922.
- Pingchuan, Ma B, Jiang Z, et al. 2021. Cybersecurity Named Entity Recognition Using Bidirectional Long Short-Term Memory with Conditional Random Fields[J]. *Tsinghua Science and Technology*, 26 (03), 11-17.
- Peng N, Dredze M. 2016. Improving Named Entity Recognition for Chinese Social Media with Word Segmentation Representation Learning[C] *Proceedings of the 54th Annual Meeting of the Association for Computational Linguistics (Volume 2: Short Papers)*.
- Gunawan W, Suhartono D, Purnomo F, et al. 2018. Named-Entity Recognition for Indonesian Language using Bidirectional LSTM-CNNs[J]. *Procedia Computer Science*, 135:425-432.
- Zhu Q, Li X, Ana C, et al. 2018. GRAM-CNN: a deep learning approach with local context for named entity recognition in biomedical text[J]. *Bioinformatics*, (9), 9.
- Francis S, Landeghem J V, Moens M F. 2019. Transfer Learning for Named Entity Recognition in Financial and Biomedical Documents[J]. *Information (Switzerland)*, 10(8), 248.
- Robert Leaman, Chih-Hsuan Wei, Zhiyong Lu. 2015. tmChem: a high-performance approach for chemical named entity recognition and normalization[J]. *Journal of Cheminformatics*, 7(S1).
- Bircanoğlu C, Arıca May N. 2018. A comparison of activation functions in artificial neural networks, *IEEE*, pp. 1-4.
- Costarelli D, R. 2018. Spigler Solving numerically nonlinear systems of balance laws by multivariate sigmoidal functions approximation *Comp. Appl. Math.*, 37 (1), pp. 99-133, 10.1007/s40314-016-0334-8.
- Costarelli, D. 2019. Approximate solutions of volterra integral equations by an interpolation method based on ramp functions. *Computational and Applied Mathematics*, 38(4), 159-.
- Costarelli, D., & Vinti, G. 2017. Saturation classes for max-product neural network operators activated by sigmoidal functions. *Results in Mathematics*.
- Costarelli, D., & Sambucini, A. R. 2019. Approximation results in orlicz spaces for sequences of kantorovich max-product neural network operators.
- Ebrahimi, M. S., & Abadi, H. K. 2018. Study of residual networks for image recognition. *arXiv preprint arXiv:1805.00325*.
- Nair, V., & Hinton, G. E. 2010. Rectified linear units improve restricted boltzmann machines. In *Proceedings of the 27th international conference on machine learning (ICML-10)* (pp. 807-814).
- AL Maas, AY Hannun, & AY Ng. 2013. Rectifier Nonlinearities Improve Neural Network Acoustic Models.
- Clevert, D. A., Unterthiner, T., & Hochreiter, S. 2015. Fast and accurate deep network learning by exponential linear units (elus). *arXiv preprint arXiv:1511.07289*.
- Hendrycks, D., & Gimpel, K. 2016. Gaussian error linear units (gelus). *arXiv preprint arXiv:1606.08415*.
- Klambauer, G., Unterthiner, T., Mayr, A., & Hochreiter, S. 2017. Self-normalizing neural networks. In *Advances in neural information processing systems* (pp. 971-980).
- Ramachandran, P., Zoph, B., & Le, Q. V. 2017. Searching for activation functions. *arXiv preprint arXiv:1710.05941*.
- Liu and Furber, 2016. Noisy Softplus: a biology inspired activation function, *Springer, Cham* (2016), pp. 405-412.
- Wang, X., Qin, Y., Wang, Y., Xiang, S., & Chen, H. 2019. Reltanh: an activation function with vanishing gradient

resistance for sae-based dnns and its application to rotating machinery fault diagnosis. *Neurocomputing*, 363.

Kong, et al. 2017. Hexpo: A vanishing-proof activation function in 2017 International Joint Conference on Neural Networks (IJCNN), pp. 2562-2567.

Zheng, Q., Tan, D., & Wang, F. 2019. Improved convolutional neural network based on fast exponentially linear unit activation function. *IEEE Access*, 7, 151359-151367.

Devlin J, Chang M W, Lee K, et al. 2018. BERT: Pre-training of Deep Bidirectional Transformers for Language Understanding[J].

Huang, Z., W. Xu, and K. Yu. 2015. "Bidirectional LSTM-CRF models for sequence tagging." Preprint, submitted August 9, 2015.

Li, L., Zhou, R., & Huang, D. 2009. Two-phase biomedical named entity recognition using CRFs. *Computational Biology & Chemistry*, 33(4), 334-338.

Srivastava N, Hinton G, Krizhevsky A, et al. 2014. Dropout: A simple way to prevent neural networks from overfitting[J]. *The Journal of Machine Learning Research*, 15(1): 1929-1958.

Hung, J. C., & Chang, J. W. 2021. Multi-level transfer learning for improving the performance of deep neural networks: theory and practice from the tasks of facial emotion recognition and named entity recognition. *Applied Soft Computing*. <https://doi.org/10.1016/j.asoc.2021.107491>.

Feng, W., Gao, J., & Wang, H. 2012. A new intelligent assistant system for HAZOP analysis of complex process plant. *Journal of Loss Prevention in the Process Industries*, 25(3), 636-642.

Appendix

Comparison results (based on test set)

activation	Type	P(%)	R(%)	F1(%)
GELU	All entities	87.54	87.45	87.49
	EQU	83.73	84.48	84.10
	EQUN	96.44	99.54	97.97
	MAT	81.13	72.88	76.79
	STAT	85.83	84.46	85.14
	RES	88.46	86.79	87.62
ReLU	All entities	86.99	88.32	87.65
	EQU	82.03	84.48	83.24
	EQUN	97.76	100.00	98.87
	MAT	82.00	69.49	75.23
	STAT	83.97	87.65	85.77
	RES	94.00	88.68	91.26
Leaky ReLU	All entities	88.12	87.88	88.12
	EQU	83.33	83.58	83.46
	EQUN	97.32	100.00	98.64
	MAT	80.00	74.58	77.19
	STAT	87.19	84.06	85.60
	RES	96.30	98.11	97.20
Sigmoid	All entities	87.25	88.75	88.00
	EQU	82.07	86.53	84.24
	EQUN	96.72	96.72	96.72
	MAT	65.33	65.33	65.33
	STAT	88.17	88.49	88.33
	RES	97.18	94.52	95.83
Tanh	All entities	86.90	88.32	87.60
	EQU	82.01	82.99	82.49
	EQUN	97.76	100.00	98.87
	MAT	79.31	77.97	78.63
	STAT	85.04	86.06	85.54
	RES	84.25	85.26	84.75
ELU	All entities	87.19	89.19	88.18
	EQU	81.27	84.18	82.70
	EQUN	97.76	100.00	98.87
	MAT	83.33	76.27	79.65
	STAT	85.38	88.45	86.89
	RES	94.34	94.34	94.34
SELU	All entities	87.04	87.99	87.51

	EQU	83.04	83.28	83.16
	EQUN	96.88	99.54	98.19
	MAT	83.02	74.58	78.57
	STAT	84.05	86.06	85.04
	RES	89.29	94.34	91.74
Softplus	All entities	87.31	88.65	87.97
	EQU	84.07	85.07	84.57
	EQUN	97.31	99.54	98.41
	MAT	74.19	77.97	76.03
	STAT	85.20	84.86	85.03
	RES	91.07	96.23	93.58
Swish	All entities	87.31	87.88	87.60
	EQU	81.85	82.09	81.97
	EQUN	97.76	100.00	98.87
	MAT	78.18	72.88	75.44
	STAT	86.51	86.85	86.68
	RES	91.07	96.23	93.58
AIS	All entities	88.67	87.99	88.33
	EQU	82.35	83.58	82.96
	EQUN	97.76	100.00	98.87
	MAT	86.27	74.58	80.00
	STAT	88.07	85.26	86.64
	RES	96.15	94.34	95.24

Comparison results (based on validation set)

activation	Type	P(%)	R(%)	F1(%)
GELU	All entities	87.12	87.7	87.41
	EQU	83.84	87.68	85.71
	EQUN	96.72	96.72	96.72
	MAT	66.67	61.33	63.89
	STAT	85.02	87.77	86.37
	RES	95.65	90.41	92.96
ReLU	All entities	85.69	87.89	86.78
	EQU	79.74	86.82	83.13
	EQUN	96.67	95.26	95.96
	MAT	69.57	64.00	66.67
	STAT	85.42	88.49	86.93
	RES	92.75	87.67	90.14
Leaky ReLU	All entities	86.65	87.89	87.27
	EQU	81.54	84.81	83.15
	EQUN	96.7	96.35	96.53
	MAT	67.61	64.00	65.75

	STAT	86.01	88.49	87.23
	RES	95.77	93.15	94.44
Sigmoid	All entities	86.96	87.13	87.05
	EQU	84.14	85.10	84.62
	EQUN	96.68	95.62	96.15
	MAT	68.06	65.33	66.67
	STAT	84.45	85.97	85.20
	RES	93.06	91.78	92.41
Tanh	All entities	86.80	87.80	87.30
	EQU	82.32	85.39	83.83
	EQUN	96.72	96.72	96.72
	MAT	66.67	64.00	65.31
	STAT	86.74	87.05	86.89
	RES	91.89	93.15	92.52
ELU	All entities	85.89	88.18	87.02
	EQU	81.03	85.67	83.29
	EQUN	96.72	96.72	96.72
	MAT	61.54	64.00	62.75
	STAT	85.96	88.13	87.03
	RES	95.77	93.15	94.44
SELU	All entities	86.7	88.85	87.76
	EQU	80.21	87.11	83.52
	EQUN	96.72	96.72	96.72
	MAT	73.13	65.33	69.01
	STAT	86.32	88.49	87.39
	RES	97.14	93.15	95.10
Softplus	All entities	86.27	88.08	87.17
	EQU	81.25	85.96	83.68
	EQUN	96.70	96.35	96.53
	MAT	65.71	61.33	63.45
	STAT	85.12	88.49	86.77
	RES	95.77	93.15	94.44
Swish	All entities	85.89	88.75	87.29
	EQU	81.30	85.96	83.57
	EQUN	96.72	96.72	96.72
	MAT	65.82	69.33	67.53
	STAT	85.12	88.49	86.77
	RES	93.15	93.15	93.15
AIS	All entities	86.62	88.27	87.44
	EQU	81.25	85.96	83.68
	EQUN	96.72	96.72	96.72
	MAT	68.06	65.33	66.67
	STAT	85.61	87.77	86.68
	RES	97.14	93.15	95.10