

Physics guided deep learning generative models for crystal materials discovery

Yong Zhao, Edirisuriya MD Siriwardane, Jianjun Hu^{1*}

¹Department of Computer Science and Engineering
University of South Carolina
550 Assembly Street
Columbia, SC, 29201
jianjunh@cse.sc.edu

Abstract

Deep learning based generative models such as deepfake have been able to generate amazing images and videos. However, these models may need significant transformation when applied to generate crystal materials structures in which the building blocks, the physical atoms are very different from the pixels. Naively transferred generative models tend to generate a large portion of physically infeasible crystal structures that are not stable or synthesizable. Herein we show that by exploiting and adding physically oriented data augmentation, loss function terms, and post processing, our deep adversarial network (GAN) based generative models can now generate crystal structures with higher physical feasibility and expand our previous models which can only create cubic structures.

Introduction

Discovering novel materials for high-temperature superconductors, high-capacity batteries and solar panels are highly desirable in a wide variety of industries. Traditionally, this new materials exploration step is mostly done via a trial-and-error tinkering process, which is both tedious and costly for both experimental exploration or computational exploration using e.g. first principle calculations.

With the emergence of high performance computing and the machine learning and deep learning techniques, there are two promising approaches for discovering new materials: (1) generating new chemical formula/compositions (Dan et al. 2020) and then use computational crystal structure prediction algorithms (Oganov, Lyakhov, and Valle 2011; Oganov et al. 2019; Hu et al. 2021) to predict their structures and estimate their stability and synthesizability before final experimental validation (Song et al. 2021); (2) structure-oriented generative machine learning models such as our Cubic-GAN (Zhao et al. 2021) and other autoencoder and generative adversarial network based models (Ren et al. 2020; Noh et al. 2019) as surveyed in (Noh et al. 2020). In our recent work (Zhao et al. 2021), we have demonstrated that our deep neural network based generative adversarial network (GAN) can be trained to generate novel stable crystal cubic

materials with novel prototypes which cannot be easily obtained using simple element substitution. More than 35,000 generated structures are accessible at our Carolina Materials database (Zhao 2021). We also show that our model is able to recover almost all known cubic materials. While promising, we also find that there are several limitations for this study. First, the deep generative models can only work for cubic structures where the fractional coordinates are all multiples of 0.25. The complexity to generate crystal structures with arbitrary fractional coordinates are non-trivial. Second, our models are only able to generate structures of cubic crystal systems while there are many non-cubic structures that are out of our scope. Finally, we find that the success rate is still not satisfactory as our models still tend to generate a large portion of non-physical or unstable hypothetical structures. Considering that atoms are very different from pixels as used in the development of most GAN models (Westerlund 2019), we realize that it is critical to incorporate more physical rules or constraints into our deep generative models to enable more effective generation of physically meaningful hypothetical structures.

Our contribution includes the following:

- We develop deep generative models for crystal structure generation for non-cubic materials compared to our previous work
- We propose a novel mechanism for data augmentation by exploiting an intrinsic physical property of the crystal structures, the symmetry operations
- We develop a physics guided loss function to push the generative models to create more physically meaningful structures.
- We develop a physics-guided post processing step to fine-tune our generated materials structures.

Methods

Physics guided generative models

(a) Framework of the GAN model for crystal generation

Our physics guided deep generative model for crystal structure generation is based on the Wasserstein generative adversarial network framework (Arjovsky, Chintala, and Bottou

*Corresponding author

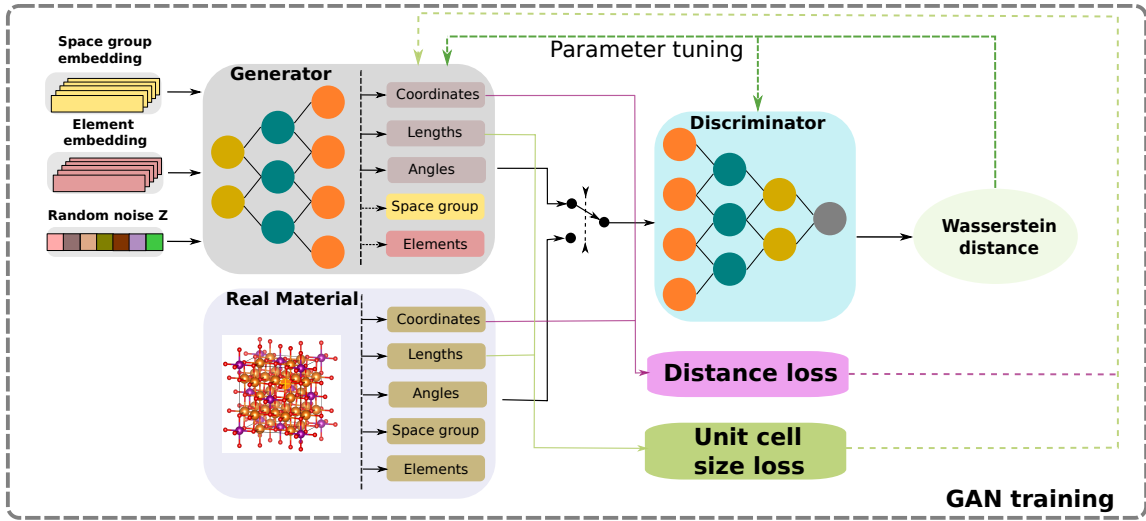


Figure 1: The diagram of physics guided GAN model for crystal structure generation.

2017) as shown in Figure1. It is composed of a generator, a discriminator and physics guided data augmentation mechanism, a physics guided loss terms added to the Wasserstein distance, and a physics informed post-processing step to cluster groups atoms into a single atom. The network configuration can be found in (Zhao et al. 2021) as used in our CubicGAN model. Here we focus on the newly added physics guided components of our generative model.

(b) Self-augmentation of base atom sites In CubicGAN (Zhao et al. 2021), we select a set of base (non-equivalent) atom sites as part of their inputs to the neural networks and the training datasets contain materials of which all the atom fractional coordinates have a multiplicative factor of 0.25. With a large number of materials, the generator can learn how to assign different fractional coordinates with a multiplicative factor of 0.25 combining with other crystal information, such as lattice and element properties. However, we only focus on three space groups ($Fm\bar{3}m$, $F43m$ and $Pm\bar{3}m$) in that study. Compared to the 230 space groups in crystal materials, it is critical to develop generative models for other space groups as well for generating materials. However, most other space groups only have relatively small number of materials and we need a way to increase the number of materials for each space group. As discovered in our previous work (Zhao et al. 2021), the most challenging part of crystal generative models is learning the atom positions. Symmetry operations of space groups can generate dozens of unique atom positions for a single base atom position, which causes a large number of atoms in a single unit cell for high-symmetry space groups when the generated coordinates have slight deviation from the true symmetry sites. The larger the number of atoms in the unit cell, the higher the difficulty to optimize its structure successfully. Here, we propose a novel self-augmentation method to increase the training samples for space groups with insufficient samples by exploiting the physical spatial symmetry of the crystal structures. We take $CaCO_6$ ($F\bar{4}3m$) as an example from our

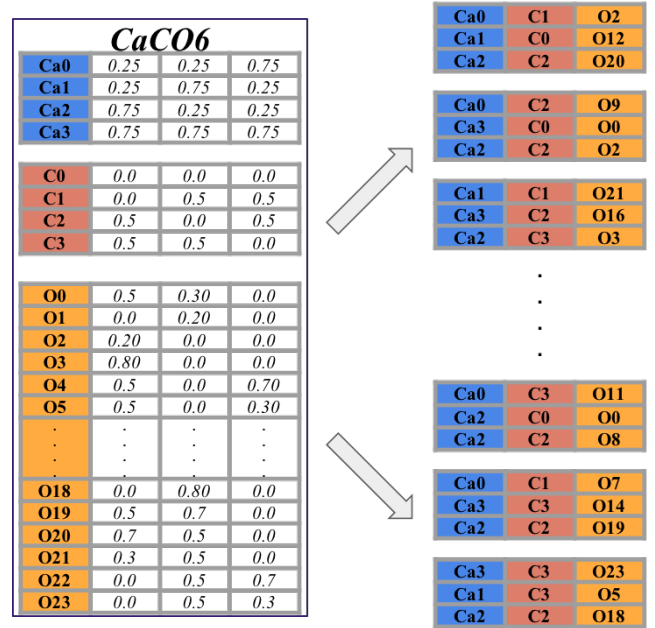


Figure 2: The diagram of self-augmentation mechanism. Ca, C and O are three elements in material of $CaCO_6$, which have 4, 4, 24 atom positions, respectively. Each time, we randomly pick one of atom position for each element to form a set of base atom sites. Each set of base sites can be transformed into the same full set of 32 atom sites in unit cell.

Carolina Materials Database (Zhao 2021) to demonstrate the self-augmentation mechanism as shown in Figure 2.

The material $CaCO_6$ has 32 atoms in the unit cell, of which both Carbon and Calcium elements have 4 unique atom positions and Oxygen has 24 unique ones. For each element, we can choose anyone as the base atom site. The self-augmentation process is to randomly select one base atom

site for different elements to create a sample. The process can be repeated multiple times. In this work, we use 3 sets of base atom positions representations for one sample and each materials can generate multiple number of samples. We use 32 in our model. Hence, one materials can be augmented 32 times with different coordinate combinations with the same lattice, space group encoding and element properties.

(c) Physics guided losses Different from our previous model(Zhao et al. 2021), here we aim to generate crystal structures without constraining the values of the fractional coordinates of Wyckoff sites. However, this choice makes it easy to generate structures with atoms concentrated together or colliding each other due to the symmetry operations, which violates the basic physical rules of atomic interactions. To address this issue, we design a distance based loss to encourage atoms to keep away from each other as shown in below equation:

$$\begin{aligned} L_{dist} &= \lambda_{inter} \times L_{inter} + \lambda_{intra} \times L_{intra} \\ L_{inter} &= \text{Tanh}(AR_{inter} + OFFSET_{inter} - AD_{inter}) \\ L_{intra} &= \text{Tanh}(AR_{intra} + OFFSET_{intra} - AD_{intra}) \end{aligned}$$

where L_{inter} and L_{intra} are the atom distance losses for different elements and same elements in our 3 sets of base atom positions, respectively. Take first representation in Figure 2 as an example, we can find that the three sets are "Ca0-C1-O2", "Ca1-C0-O12" and "Ca2-C2-O20", respectively. L_{inter} calculates the distance loss among three different elements for three sets. L_{intra} calculates the distance loss among same elements. In this example, they are "Ca0-Ca1-Ca2", "C1-C0-C2" and "O2-O12-O20". By sampling the unique atom positions of three elements 32 times, we literally can calculate all the distances among atoms. The reason that we do not directly calculate all atom distance matrix is that symmetry operations on base atom sites involve uniqueness calculations, which is a time-intensive work and can slow down the model training process significantly. λ_{inter} and λ_{intra} are balancing parameters. Tanh is hyperbolic tangent function. AR_{inter} and AR_{intra} are two atom radius sum. $OFFSET_{inter}$ and $OFFSET_{intra}$ are use to offset the atom radius sum. AD_{inter} and AD_{intra} are real distance. The goal of L_{inter} and L_{intra} is to push away two atoms and make the distance between two atoms at least bigger than $AD + OFFSET$.

We also set an upper bound for atom distances. The upper bound primarily limits the size of a unit cell and is defined as follow:

$$\begin{aligned} L_{box} &= \lambda_{volume} \times \text{Cos}(V_r, V_f) \\ &+ \lambda_{abc} \times (\text{Cos}(a_r, a_f) + \text{Cos}(b_r, b_f) + \text{Cos}(c_r, c_f)) \end{aligned}$$

where λ_{volume} and λ_{abc} are balancing parameters. We calculate the cosine similarities between volume, unit cell lengths for real and fake materials in a minibatch.

(d) Clustering and merging atoms of the same element to avoid colliding atoms One of the challenges for generating structures with high symmetry is that they tend to have a large number of symmetry operations. For example,

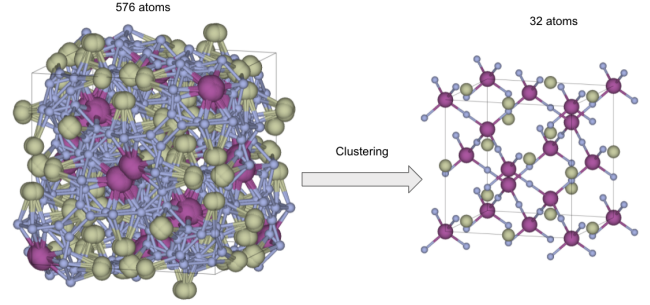


Figure 3: Clustering and merging overlapping atoms of the same elements

$Fd\bar{3}m$ has 192 symmetry operations, which easily generates large number of atom sites around a target site due to the slight coordinate deviation from the true site (Figure 3 left). Here we propose a post-processing step to reduce the number of atoms in the unit cell. We cluster the nearby atoms of the same element and merge the elements that are crowd together using hierarchical clustering. Figure 3 shows how the clustering and merging can reduce the number of atom in the unit cell with space group of $Fd\bar{3}m$ from 576 to 32.

DFT based validation

We apply the VASP (Kresse and Hafner 1993) based DFT calculation to relax each of the generated crystal structures and then calculate their formation energy to verify their dynamic stability. The details are the same as we did in (Song et al. 2021).

Results

Datasets

We collect the training crystal structures from the Materials Project (Jain et al. 2013) and choose ternary materials with only 3 base atom sites. We use 12 space groups: 225 (4653 samples), 71 (2251), 221 (1467), 139 (970), 62 (900), 216 (811), 166 (784), 194 (753), 123 (485), 164 (470), 141 (435), 227 (421)).

Training details

Our losses consist of three parts: discriminator loss, generator loss and physics loss. Wasserstein distance is used to improve the model stability and balancing parameter for gradient penalty is 10.0 in this work. λ_{inter} and λ_{intra} are 3.5 and 5.0. λ_{volume} and λ_{abc} are 12.5 and 5.0. Learning rate for discriminator is 0.0002. Learning rate for generator and physics losses are both 0.0005. All training code are written using Pytorch.

Generated crystal structures of different space groups

We trained generative model for 12 different space groups and generated 50,000 structures. Some of the generated stable crystal structures are shown in Figure 4 along with their formation energy.

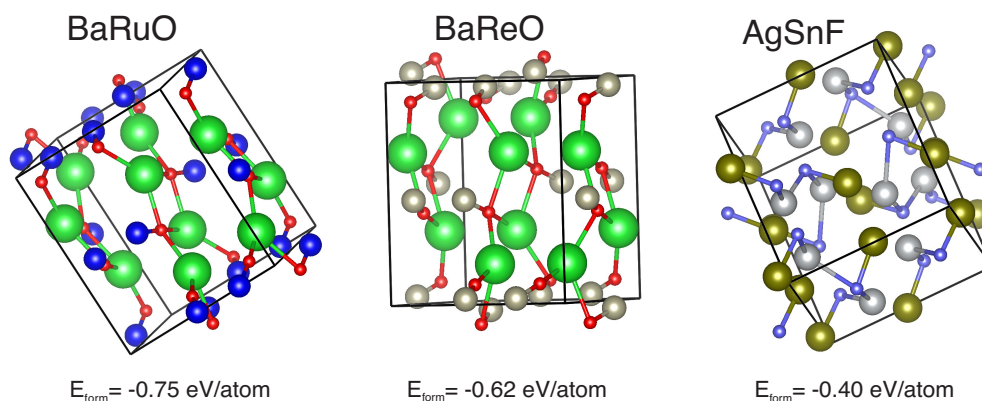


Figure 4: The structures and formation energies of BaRuO, BaReO and AgSnF orthorhombic materials generated by our GAN model.

Conclusion

Deep learning based generative models have the potential to dramatically expand the current known materials repositories which can help to discover new materials with novel properties. While most generative models have been developed for computer vision or image/video/text generation, here we focus on the generation of atomic structures, the inorganic crystal materials. Here we propose a generic deep neural network based generative model for crystal structure prediction based on the Wasserstein generative adversarial network framework with physics oriented enhancements. Our study here shows that compared to pixels, the physical nature of atoms and their interactions make it necessary to introduce physics guided principles and constraints into the deep neural network generative models for generate more physically feasible materials. Our results show that these physical knowledge guided data augmentation, loss function design and post processing can greatly improve the performance of our generative models.

Acknowledgments

Research reported in this work was supported in part by NSF under grants 1940099 and 1905775. The views, perspective, and content do not necessarily represent the official views of NSF.

References

- Arjovsky, M.; Chintala, S.; and Bottou, L. 2017. Wasserstein generative adversarial networks. In *International conference on machine learning*, 214–223. PMLR.
- Dan, Y.; Zhao, Y.; Li, X.; Li, S.; Hu, M.; and Hu, J. 2020. Generative adversarial networks (GAN) based efficient sampling of chemical composition space for inverse design of inorganic materials. *npj Computational Materials* 6(1):84.
- Hu, J.; Zhao, Y.; Yang, W.; Song, Y.; Siriwardane, E.; Li, Y.; and Dong, R. 2021. Alphacrystal: Contact map based crystal structure prediction using deep learning. *arXiv preprint arXiv:2102.01620*.
- Jain, A.; Ong, S. P.; Hautier, G.; Chen, W.; Richards, W. D.; Dacek, S.; Cholia, S.; Gunter, D.; Skinner, D.; Ceder, G.; and Persson, K. a. 2013. The Materials Project: A Materials Genome Approach to Accelerating Materials Innovation. *APL Materials* 1(1):011002.
- Kresse, G., and Hafner, J. 1993. ab initio. *Phys. Rev. B* 47:558–561.
- Noh, J.; Kim, J.; Stein, H. S.; Sanchez-Lengeling, B.; Gregoire, J. M.; Aspuru-Guzik, A.; and Jung, Y. 2019. Inverse design of solid-state materials via a continuous representation. *Matter* 1(5):1370–1384.
- Noh, J.; Gu, G. H.; Kim, S.; and Jung, Y. 2020. Machine-enabled inverse design of inorganic solid materials: promises and challenges. *Chemical Science* 11(19):4871–4881.
- Oganov, A. R.; Pickard, C. J.; Zhu, Q.; and Needs, R. J. 2019. Structure prediction drives materials discovery. *Nature Reviews Materials* 4(5):331–348.
- Oganov, A. R.; Lyakhov, A. O.; and Valle, M. 2011. How evolutionary crystal structure prediction works and why. *Accounts of chemical research* 44(3):227–237.
- Ren, Z.; Noh, J.; Tian, S.; Oviedo, F.; Xing, G.; Liang, Q.; Aberle, A.; Liu, Y.; Li, Q.; Jayavelu, S.; et al. 2020. Inverse design of crystals using generalized invertible crystallographic representation. *arXiv preprint arXiv:2005.07609*.
- Song, Y.; Siriwardane, E. M. D.; Zhao, Y.; and Hu, J. 2021. Computational Discovery of New 2D Materials Using Deep Learning Generative Models. *ACS Applied Materials & Interfaces* acsami.1c01044.
- Westerlund, M. 2019. The emergence of deepfake technology: A review. *Technology Innovation Management Review* 9(11).
- Zhao, Y.; Al-Fahdi, M.; Hu, M.; Siriwardane, E.; Song, Y.; Nasiri, A.; and Hu, J. 2021. High-throughput discovery of novel cubic crystal materials using deep generative neural networks. *Advanced Science*.
- Zhao, Y. 2021. Carolina Materials Database. <http://www.carolinamatdb.org/>. [Online; accessed 01-August-2021].