

Extended Self-Critical Pipeline for Transforming Videos to Text (VTT Task 2021) – Team: MMCUniAugsburg

Philipp Harzig

*Multimedia Computing and Computer Vision Lab
University of Augsburg
Augsburg, Germany
philipp.harzig@uni-a.de*

Moritz Einfalt

*Multimedia Computing and Computer Vision Lab
University of Augsburg
Augsburg, Germany
moritz.einfalt@uni-a.de*

Katja Ludwig

*Multimedia Computing and Computer Vision Lab
University of Augsburg
Augsburg, Germany
katja.ludwig@uni-a.de*

Rainer Lienhart

*Multimedia Computing and Computer Vision Lab
University of Augsburg
Augsburg, Germany
rainer.lienhart@uni-a.de*

Abstract—The Multimedia and computer Vision Lab of the University of Augsburg participated in the VTT task only. We use the VATEX [1] and TRECVID-VTT [2] datasets for training our VTT models. We base our model on the Transformer [3] approach for both of our submitted runs, i.e., for run 2021-01. For our second model (2021-02), we adapt the X-Linear Attention Networks for Image Captioning [4] which does not yield the desired bump in scores. For both models, we train on the complete VATEX dataset and 90% of the TRECVID-VTT dataset for pretraining while using the remaining 10% for validation.

We finetune both models with self-critical sequence training [5], which boosts the validation performance significantly. Overall, we find that training a Video-to-Text system on traditional Image Captioning pipelines [6] delivers very poor performance. When switching to a Transformer-based architecture our results greatly improve and the generated captions match better with the corresponding video (see Figure 3).

I. INTRODUCTION

In this notebook paper, we present our Video-to-Text model, which allows to create descriptions for arbitrary videos. Our model is inspired by the classical Transformer [3] approach.

II. MODEL

A. Preprocessing of Videos

Single Images. In order to process the videos in our model, we first need to extract single frames. We use ffmpeg for extracting every frame of each video of the respective dataset. We use ResNet-101 [7] to compute features for the extracted frames. More specifically, we resize the input images to 224×224 and use the average pooled features with dimension \mathbb{R}^{2048} .

I3D Features. We additionally extract features with the Inflated 3D ConvNet (I3D) [8] similar to frame-level features.

Instead of forwarding frame images through the ResNet-101 V2 network, we extract video clip features with the RGB-I3D pretrained on the Kinetics Human Action Video dataset [9].

Audio features. We take the audio of the video, resample it to 16 kHz and extract features with the VGGish [10] network. If no audio stream for a video is existent, we create a dummy feature vector with all zeros.

B. Preprocessing of Tokens

In contrast to our 2020 submission, we do not employ a default tokenizer, but we use the WordPiece Tokenizer [11] to generate the tokens. We load pretrained embedding weights¹ from the BERT_{SMALL} model.

C. Model

An overview of our model architecture is depicted in Figure 1. In comparison with the original Transformer [3] architecture, we changed the encoder part to accept image features instead of embedded words. That is, we exchanged the sentence encoder with a video encoder. More specifically, we replaced the input embedding with an image embedding, which is standard practice in common image captioning models [6]. An image embedding layer embeds the image features into the desired embedding space. In our model, we use ResNet-101 features $\in \mathbb{R}^{2048}$ and embed them into the encoder space with dimension $d_{\text{model}} = 512$. Additionally, we concatenate audio features extracted by the VGGish [10] network. We use a separate embedding layer for the audio features.

¹https://tfhub.dev/google/small_bert/bert_uncased_L-8_H-512_A-8/1

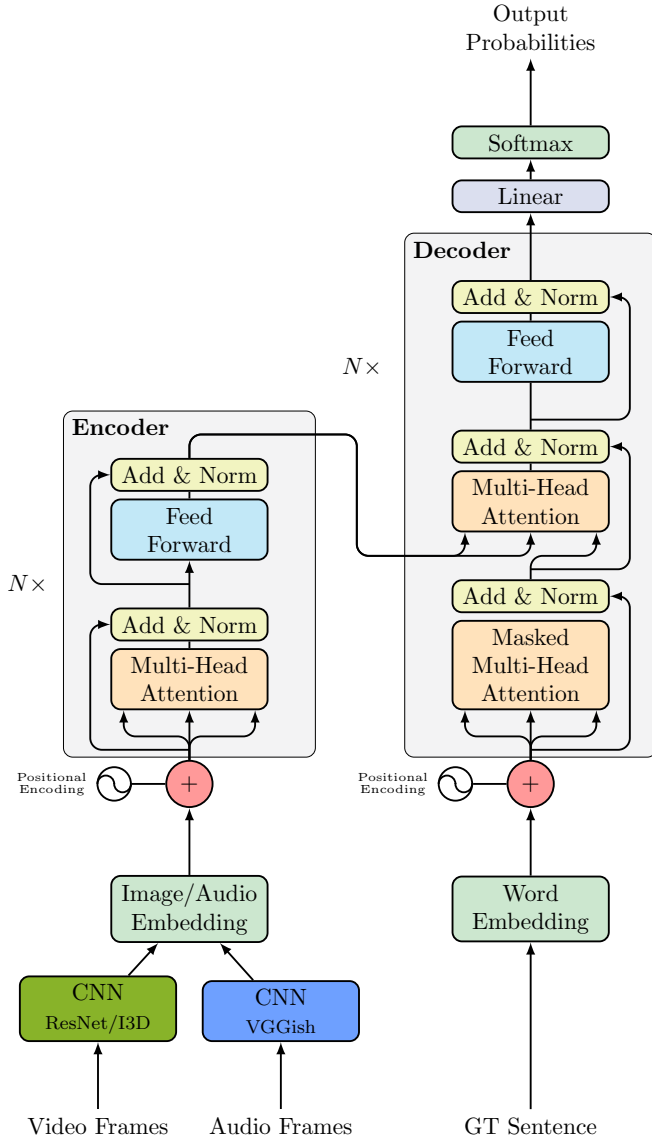


Fig. 1: Our model architecture was slightly modified from the original Transformer [3] to allow vision and audio frames as input to the encoder blocks. Model image inspired by [3] and modified to match our architecture.

We also use positional encoding to encode the order of every single frames in the video. As the Transformer architecture does not care about the order of the input, i.e., every frame can influence every other frame in the same way, we need to explicitly tell the encoder the frame number. Similar to the original paper, we use a positional encoding to encode the frame number, which we add on top of the embedded image features. The sequence length of image features or I3D features is varying. Therefore, we cannot simply concatenate vision and audio features as the added positional encoding may signal the encoder that it receives a vision feature as input when in reality it is an audio feature. We assume a fixed starting position for

Dataset	# Videos (clips)	# Sentences	# Videos avail.	# Sentences usable
VATEX [1]	41,269	349,910	38,109	323,950
MSR-VTT [14]	10,000	200,000	7773	155,460
TRECVID-VTT [15]	7485	28,183	5971	22,547
AC-GIF [13]	163,183	164,378	163,183	164,378

TABLE I: Different datasets and their respective number of video clips and number of available videos. Sentences are available for every video, however, not every video was available to be downloaded from YouTube.

all audio features which we set to 300 (i.e., there are no more than 300 image frames for any video in the dataset). Finally, we add positional encodings for indexes [300, 301, ...] on top of the embedded audio features.

In the encoder, we make use of the memory-augmented encoding [12], which encodes multi-level visual relationships with a priori knowledge. In the original work, Cornia et al. use a persistent, learnable memory vector which is concatenated to the key and value of the self-attention blocks of the Transformer. These memory vectors allow to encode persistent a-priori knowledge about relationships between image regions. In contrast to the original work, we work with video sequences instead of still images with regions. Adapted to our architecture, the memory vector encodes a-priori knowledge about relationships between frames in a given video. We did not change the architecture of the decoder block (see Section III).

III. DATASOURCES

We use two datasets for training our models, which are described below. Additionally, we show some dataset statistics in Table I. Note that we also trained on AC-GIF [13] and MSR-VTT [14] in last year's challenge. However, we found that VATEX delivers far better and more consistent results.

A. TRECVID-VTT

We use the official TRECVID-VTT dataset [15] which contains videos from the TRECVID VTT from 2016-2019. We only use the Twitter Vine subset of videos. In total, this subset contains 6,475 videos from which we use 5,971 available videos with 22,547 captions. In all our experiments we train on 90% and validate the model on 10% of the videos.

B. VATEX

We additionally train on the VATEX Dataset [1] to boost the performance of our final models. We trained our last-year models on MSR-VTT [14], but found that the MSR-VTT dataset is less representative than the VATEX dataset and results in lower scores. The VATEX dataset is split into 4 sets, i.e., the training set, the validation set, the public test set and the private test set. The VATEX dataset comes with 10 English and 10 Chinese captions per video clip. Most video clips have a length of 10 s.

IV. MODEL CONFIGURATIONS

We submitted two models for the Video-to-Text (VTT) task. Both of our models are pretrained on a merged dataset and then finetuned on the merged dataset as well.

TABLE II: Submitted models (in bold) and their respective validation scores. We validated all of our models after every epoch on 10% of the TRECVID-VTT dataset to select a model to submit. We also include our models from last year (2020-01-ft and 2020-02-ft) for comparison.

Model	epochs	ft	Features	mv	Vocabulary	lr Schedule	B-4	C	M
2020-01-ft	25	✓	CNN	64	Default	Default	0.076	0.176	0.116
2020-02-ft	1	✓	CNN	64	Default	Default	0.061	0.151	0.110
2021-01	43	—	I3D	64	WP-BERT	sgdr	0.101	0.249	0.249
2021-01-ft	3	✓	I3D	64	WP-BERT	$5 \cdot 10^{-6}$	0.142	0.308	0.160
2021-02	15	—	I3D	64	WP-BERT	sgdr	0.109	0.226	0.137
2021-02-ft	0.33	✓	I3D	64	WP-BERT	$5 \cdot 10^{-6}$	0.115	0.244	0.142

For our primary model (cf. *2021-01*), we first train a base model on the full MSR-VTT dataset and 90% of the TRECVID-VTT dataset. We select the model by employing an early-stopping strategy on the CIDEr score of the remaining 10% of the TRECVID-VTT dataset. In contrast to last year’s primary model (*2020-01*), we train on I3D features instead of ResNet features. Furthermore, we add audio features for the VATEX part of our training set (the TRECVID dataset does not come with audio) and train the model with a modified learning rate schedule. For finetuning, we use the base model and train it on the same dataset, but enable self-critical sequence learning [5] with a constant learning rate $\eta = 5 \cdot 10^{-6}$. Here, we calculate the CIDEr scores for a baseline caption \hat{w} and sample 5 additional captions w^s , respectively. Subsequently, we can baseline the reward of the sampled captions by subtracting the CIDEr score for the baseline caption. As a consequence, sampled captions with a higher CIDEr score than the baseline caption get a positive reward and vice versa. The gradient of the loss function can be approximated as follows:

$$\nabla_{\theta} L(\theta) \approx -(r(w^s) - r(\hat{w})) \nabla_{\theta} \log_{p_{\theta}}(w^s). \quad (1)$$

Each word will be weighted according to its log probability and $r(\cdot)$ is the reward function. θ are the parameters of the network and define a policy p_{θ} . For our final models, we additionally optimize the BLEU-4 metric. Therefore, our reward function becomes

$$r(\cdot) = \lambda_{\text{CIDEr}} \cdot r_{\text{CIDEr}}(\cdot) + \lambda_{\text{BLEU-4}} \cdot r_{\text{BLEU-4}}(\cdot), \quad (2)$$

where λ is a weight for the corresponding metric.

Our second model (cf. *2021-02*) is trained similarly, except we implemented X-Linear Attention [4]. We fine-tune this model in the same way as model *2021-01*. In Table III, we present the number of training samples used for training the base and finetuned models.

Our models use 8 encoder and 8 decoder blocks. We use 8 attention heads and a model dimension of $d_{\text{model}} = 512$. For the position-wise feed-forward networks, we set $d_{\text{ff}} = 2048$ as the inner-layer dimensionality. We use a memory-vector size of $d_{\text{memory}} = 64$. The primary model use the default BERT subtoken vocabulary with 30522 subword tokens. It does not use complete words for the vocabulary, but tries to build words from subwords, i.e., it splits words into subwords if a word is not in the initial dictionary.

TABLE III: Data source used for training our models. We also depict the total number of training and validation samples used.

Model: Data sources	# train samples	# val samples
1: MSR-VTT + 90% VATEX	273,314	3602

V. TRAINING

We train our models in a multi GPU setting, i.e., we train the model on 4 NVIDIA Tesla A100 GPUs simultaneously. We use a batch size of 128 per GPU, resulting in an effective batch size of 512. We use the Adam [16] optimizer with $\beta_1 = 0.9, \beta_2 = 0.98$ and $\epsilon = 10^{-9}$. Similar to [3], we train with a variable learning rate η over the course of the training (*schedule-default*). However, we combine the original learning rate with SGDR (Stochastic Gradient Descent with Warm Restarts, *schedule-sgdr*) [17] learning rate schedule. We plot the SGDR learning rate schedule combined with a warm-up phase in Figure 2. In contrast to the original Transformer architecture, we used $w = 10,000$ for the number of warm-up steps.

For the base model of our primary model (*2021-01*), we

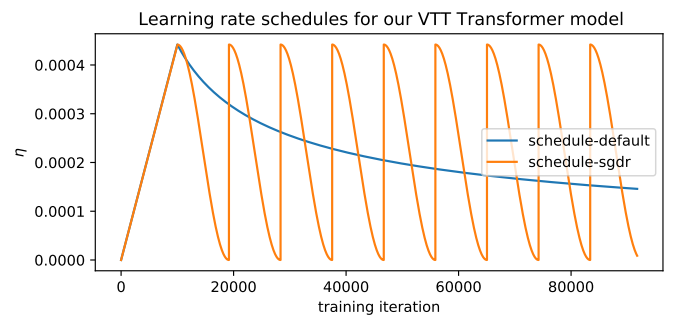


Fig. 2: The blue line shows the default learning rate schedule for a Transformer with 10,000 warm-up steps. The orange line shows our learning rate schedule, a combination of SGDR [17] and the warm-up phase.

observed the best validation performance on TRECVID-VTT after 43 epochs with a CIDEr score of 0.249. We used this model to finetune with self-critical sequence learning (*2021-01-ft*). In doing so, we significantly improved the scores as

can be seen in Table II. For our second model (2021-02), we chose the same approach but trained the base model with a transformer that employs X-Linear Attention [4]. The best scores were also observed after 15 epochs and are in the same range as our primary model. However, when finetuning the second model with self-critical sequence learning, the scores did improve in contrast to the base model, but our primary model performs better. We submitted results generated by our models 2021-01-ft and 2021-02-ft, because we selected it based on the CIDEr scores and the generated captions on the validation set looked quite promising.

VI. RESULTS

TABLE IV: Submitted models and their respective performance on the unseen test dataset. Models with (1977) denote performance on the extended unreleased test set from 2021. The other models are comparable to last year’s results (seen in the first two rows).

Model	BLEU	CIDEr	CIDEr-D	METEOR
2020-01-ft	0.018	0.140	0.064	0.202
2020-02-ft	0.011	0.136	0.060	0.204
2021-01-ft	0.022	0.315	0.180	0.292
2021-02-ft	0.015	0.247	0.137	0.260
2021-01-ft (1977)	0.022	0.313	0.178	0.292
2021-02-ft (1977)	0.015	0.246	0.137	0.260

For the TRECVID 2020 workshop [18], we submitted captions generated on the provided test videos (1,700) for basic transformer models (see last year’s notebook paper for details [19]). In a nutshell, we implemented a vanilla Transformer that accepts only image features from a ResNet with support for memory-augmented vectors [12].

For this year’s workshop [15], we extended our model to support audio frames, features from the Inflated 3D ConvNet (I3D) [8] and self-critical sequence training. We submitted captions generated by our two finetunes models (2021-01-ft and 2021-02-ft).

These captions were evaluated by the workshops organizers. Compared to our validation set scores, the evaluation on the test set yields worse results as can be seen in Table IV. Especially, the BLEU score is much lower on the test data than on the evaluation data.

We depict five videos and their generated caption in Figure 3. We see that for the first three videos our generated captions from the model 2021-01-ft match the video content quite good. The first video description is correct. Only if we look closer, we see that one person is giving the other person a massage. In the second video, our model detects correctly that we see a football field and a group of people which are indeed playing football. In the third video, our model detects a young woman who looks into a camera. However, it fails to detect that the woman is cheering in back of some apples. For the fourth video the model correctly detects a man. But the man is not reading a book, rather he is showing an ad in front of his

notebook. In the fifth video, the model detects that there is basketball game going on. However, it shows the audience rather than basketball players sitting on a bench. But in the first frame, we see a basketball play, hence, the model may take this as a hint for generating the sentence.

VII. CONCLUSION

In this notebook paper, we presented our VTT model based on a Transformer [3] architecture. By extracting features for every frame of the videos, we were able to adapt the Transformer architecture to use videos in the encoder block. Furthermore, we extracted features with the I3D network that is may extract contextual information related to the time-axis of the video. In addition, we modified the Multi-Head Attention of the encoder to use memory vectors similar to [12] which allow to memorize a priori knowledge about relationships between video frames. Finally, we finetune our models with self-critical sequence learning that directly optimizes the CIDEr and BLEU-4 metrics. Thus, we generate captions that describe video contents (see Figure 3). However, as not all objects and circumstances of the videos are detected and described correctly, we want to address object and relationship detection in future work.

REFERENCES

- [1] X. Wang, J. Wu, J. Chen, L. Li, Y.-F. Wang, and W. Y. Wang, “Vatex: A large-scale, high-quality multilingual dataset for video-and-language research,” in *Proceedings of the IEEE/CVF International Conference on Computer Vision*, pp. 4581–4591, 2019.
- [2] G. Awad, A. Butt, K. Curtis, Y. Lee, J. Fiscus, A. Godil, A. Delgado, et al., “Trecvid 2019: An evaluation campaign to benchmark video activity detection, video captioning and matching, and video search & retrieval,” 2019.
- [3] A. Vaswani, N. Shazeer, N. Parmar, J. Uszkoreit, L. Jones, A. N. Gomez, L. Kaiser, and I. Polosukhin, “Attention is all you need,” in *Advances in neural information processing systems*, pp. 5998–6008, 2017.
- [4] Y. Pan, T. Yao, Y. Li, and T. Mei, “X-linear attention networks for image captioning,” in *Proceedings of the IEEE/CVF Conference on Computer Vision and Pattern Recognition*, pp. 10971–10980, 2020.
- [5] S. J. Rennie, E. Marcheret, Y. Mroueh, J. Ross, and V. Goel, “Self-critical sequence training for image captioning,” in *Proceedings of the IEEE Conference on Computer Vision and Pattern Recognition*, pp. 7008–7024, 2017.
- [6] O. Vinyals, A. Toshev, S. Bengio, and D. Erhan, “Show and tell: A neural image caption generator,” in *Proceedings of the IEEE conference on computer vision and pattern recognition*, pp. 3156–3164, 2015.
- [7] K. He, X. Zhang, S. Ren, and J. Sun, “Identity mappings in deep residual networks,” in *European conference on computer vision*, pp. 630–645, Springer, 2016.
- [8] J. Carreira and A. Zisserman, “Quo vadis, action recognition? a new model and the kinetics dataset,” in *proceedings of the IEEE Conference on Computer Vision and Pattern Recognition*, pp. 6299–6308, 2017.
- [9] W. Kay, J. Carreira, K. Simonyan, B. Zhang, C. Hillier, S. Vijayanarasimhan, F. Viola, T. Green, T. Back, P. Natsev, et al., “The kinetics human action video dataset,” *arXiv preprint arXiv:1705.06950*, 2017.
- [10] S. Hershey, S. Chaudhuri, D. P. Ellis, J. F. Gemmeke, A. Jansen, R. C. Moore, M. Plakal, D. Platt, R. A. Saurous, B. Seybold, et al., “Cnn architectures for large-scale audio classification,” in *2017 IEEE international conference on acoustics, speech and signal processing (icassp)*, pp. 131–135, IEEE, 2017.
- [11] Y. Wu, M. Schuster, Z. Chen, Q. V. Le, M. Norouzi, W. Macherey, M. Krikun, Y. Cao, Q. Gao, K. Macherey, et al., “Google’s neural machine translation system: Bridging the gap between human and machine translation,” *arXiv preprint arXiv:1609.08144*, 2016.

- [12] M. Cornia, M. Stefanini, L. Baraldi, and R. Cucchiara, “Meshed-memory transformer for image captioning,” in *Proceedings of the IEEE/CVF Conference on Computer Vision and Pattern Recognition*, pp. 10578–10587, 2020.
- [13] Y. Pan, Y. Li, J. Luo, J. Xu, T. Yao, and T. Mei, “Auto-captions on gif: A large-scale video-sentence dataset for vision-language pre-training,” *arXiv preprint arXiv:2007.02375*, 2020.
- [14] J. Xu, T. Mei, T. Yao, and Y. Rui, “Msr-vtt: A large video description dataset for bridging video and language,” in *Proceedings of the IEEE conference on computer vision and pattern recognition*, pp. 5288–5296, 2016.
- [15] G. Awad, A. A. Butt, K. Curtis, J. Fiscus, A. Godil, Y. Lee, A. Delgado, J. Zhang, E. Godard, B. Chocot, L. Diduch, J. Liu, Y. Graham, G. J. F. Jones, , and G. Quénot, “Evaluating multiple video understanding and retrieval tasks at trecvid 2021,” in *Proceedings of TRECVID 2021*, NIST, USA, 2021.
- [16] D. P. Kingma and J. Ba, “Adam: A method for stochastic optimization,” *arXiv preprint arXiv:1412.6980*, 2014.
- [17] I. Loshchilov and F. Hutter, “Sgdr: Stochastic gradient descent with warm restarts,” *arXiv preprint arXiv:1608.03983*, 2016.
- [18] G. Awad, A. A. Butt, K. Curtis, Y. Lee, J. Fiscus, A. Godil, A. Delgado, J. Zhang, E. Godard, L. Diduch, J. Liu, A. F. Smeaton, Y. Graham, G. J. F. Jones, W. Kraaij, and G. Quénot, “Trecvid 2020: comprehensive campaign for evaluating video retrieval tasks across multiple application domains,” in *Proceedings of TRECVID 2020*, NIST, USA, 2020.
- [19] P. Harzig, M. Einfalt, K. Ludwig, and R. Lienhart, “Transforming videos to text (VTT task) team: Mmcuniaugsburg,” in *2020 TREC Video Retrieval Evaluation, TRECVID 2020, Gaithersburg, MD, USA, December 8-11, 2020* (G. Awad, A. A. Butt, K. Curtis, J. G. Fiscus, A. Godil, Y. Lee, A. Delgado, J. Zhang, E. Godard, B. Chocot, L. L. Diduch, J. Liu, A. F. Smeaton, Y. Graham, G. J. F. Jones, W. Kraaij, and G. Quénot, eds.), National Institute of Standards and Technology (NIST), 2020.

Frame #1/179



Frame #60/179



Frame #120/179



Frame #179/179



2021-01-ft: young asian boy is holding another boy in front of him and smiles at the camera .

2021-02-ft: a young asian woman is crying in front of a camera in a room


Frame #1/195




Frame #66/195



Frame #130/195



Frame #195/195



2021-01-ft: a group of people are playing football on a field .

2021-02-ft: a football player is running on a football field and kicks a field goal . and

Frame #1/121



Frame #41/121



Frame #81/121



Frame #121/121



2021-01-ft: a young asian woman talking to the camera .

2021-02-ft: a young asian woman is talking to the camera in a room

Frame #1/300



Frame #101/300



Frame #200/300



Frame #300/300



2021-01-ft: a man is sitting at a table and reading a book in a room .

2021-02-ft: a young man is using a knife to open a box . and

Frame #1/195



Frame #66/195



Frame #130/195



Frame #195/195



2021-01-ft: a group of basketball players are sitting on a bench at a game .

2021-02-ft: a group of soccer players are sitting in a basketball court and in front of a man

Fig. 3: Five videos from the validation dataset and the corresponding captions generated by our models.