

InverseMV: Composing Piano Scores with a Convolutional Video-Music Transformer

Chin-Tung Lin

Institute of Computer Science
National Chengchi University
lctung5@gmail.com

Mu Yang

Institute of Information Science
Academia Sinica
emfomy@gmail.com

ABSTRACT

Many social media users prefer consuming content in the form of videos rather than text. However, in order for content creators to produce videos with a high click-through rate, much editing is needed to match the footage to the music. This poses additional challenges for more amateur video makers. Therefore, we propose a novel attention-based model **VMT** (Video-Music Transformer) that automatically generates piano scores from video frames. Using music generated from models also prevents potential copyright infringements that often come with using existing music. To the best of our knowledge, there is no work besides the proposed VMT that aims to compose music for video. Additionally, there lacks a dataset with aligned video and symbolic music. We release a new dataset composed of over 7 hours of piano scores with fine alignment between pop music videos and MIDI files. We conduct experiments with human evaluation on VMT, SEQ2SEQ model (our baseline), and the original piano version soundtrack. VMT achieves consistent improvements over the baseline on music smoothness and video relevance. In particular, with the relevance scores and our case study, our model has shown the capability of multimodality on frame-level actors' movement for music generation. Our VMT model, along with the new dataset, presents a promising research direction toward composing the matching soundtrack for videos. We have released our code at <https://github.com/linchintung/VMT>.

1. INTRODUCTION

With the blooming of mobile technologies, daily updates of personal news from celebrities, athletes and people of influence have become a culture phenomenon. Most content posted on social media platforms such as Facebook and Twitter has gradually drifted from pure text to multimedia such as videos and pictures. According to Twitter Marketing UK, tweets with videos, which are the most shared media type, are retweeted six times more than those with photos, and three times more than those with GIFs.

The most popular videos on social media, shared and liked by millions, are often accompanied with background music carefully edited to complement the video. Although with the improved video capacities of modern mobile devices, filming high quality videos has become much easier,

producing suitable background music to match the videos remains a challenging task. Copyrighted music created by human experts might not synchronize with person moves in the video. Even if we want to use kinds of music created by experts, copyright is a problem that prevents us from doing so.

To tackle the above problems, an automatic music generation system is helpful. In addition to preventing breaching copyright when using existing music, automatic music generation for video makes editing a multimedia post easier and more efficient. To this end, we propose a novel model to generate symbolic piano music for video. To the best of our knowledge, there is no previous work dealt with generating music for video. Considering that the goal of the task is to generate music from a given video, video music generation (VMG) is challenging in a few aspects.

Firstly, there is no existing dataset that we can train a suite of models on VMG task. Previous work on background music recommendation [11, 16, 17] is to extract emotion from facial, voice, physiological signals and text and then affect them on music elements including melody, rhythm, tempo and text. Hence, their work focuses on modeling overall features rather than local features (ex. people dancing frame in units of music notes). We expect our generated music formed up by piano notes which suits every video frame. Therefore, we release a new dataset, *MIDI and Video Edited for Synchronous Piano Notes and Music Videos*, composed of over 7 hours of piano scores with fine alignment between pop music videos and MIDI tracks.

Secondly, there is no previous work dealing with the video-to-music generation (VMG) task. The task of VMG needs a mechanism to model multi-modal video and song. We are inspired by the success of video caption generation, but unlike text, music is an artistic creation that can't be interpreted consistently. Moreover, music sequences have more diversity and long-term structure rather than caption sequences. Recent advances in attention-based neural networks with properties of handling long-term structures have made it possible to train the music generation model. Thus, we propose Video Music Transformer (VMT), a novel attention-based multi-modal model to generate music for given videos. Experiment results show VMT substantially outperform Seq2Seq on both music smoothness and video relevance.

Our contributions can be summarized as follows:

- We propose VMT, a novel attention-based multi-modal model to generate music for a given video.
- With the lack of training data of alignment between video and MIDI notes, we release a new dataset composed of over 7 hours of videos, including over 2500 videos with aligned MIDI files.

2. DATASET

One crucial challenge of this work lies in the lack of training data. At the time of writing, there is no existing dataset for video to MIDI music generation. Music Transformer [13] released a rich classical piano MIDI dataset. However, since most classical music are simply accompanied by recordings of the live performance. In this paper, we created a new dataset for the task of video to music generation.

2.1 Data Collection

We collected pop music as the training data for our (task) for the following reasons:

- In many music video fragments, the singer’s moves are synchronized with the groove of the music.
- Pop music videos are plentiful with camera angles, shots, and movements, which offer benefits to learning variety of videos and corresponding music.

Although there is an existing classing music MIDI dataset, it is hard to find corresponding music there are seldom music videos for classical music songs. However, most pop music songs have official music videos, which are usually filmed by famous directors and edited by experts. These videos usually fit music’s emotion and representation with compare to other kinds of music.

We collected the most famous music videos from YouTube channels Vevo, the world’s largest all-premium music video provider, and Warner Music, a major music company with interests in recorded music, music publishing, and artist services.

2.2 Piano Sheet Collection

For piano MIDI, at first, we try to use optical music recognition for music sheet auto-generation. However, unlike pure-piano classing music, since most pop music songs are polyphonic, the performance of optical music recognition is imprecise.

Instead, we collected piano scores from MuseScore¹, a popular free and open-source score-writer software, with a website containing more than 1M scores shared by more than 200k musicians. With such a large community, we can easily find great music for our research.

With some exploration, we found an author named ZakuraMusic², who has more than 11.3k followers and shared 257 music scores (as of the time of this writing).

¹ <https://musescore.com>

² <https://musescore.com/zakuramusic>

	Songs	Fragments	Length (hrs)	Notes (k)
<i>Training</i>	90	1,741	4.93	115.0
<i>Validation</i>	10	198	0.56	15.5
<i>Testing</i>	28	587	1.66	39.9
Total	128	2,526	7.16	170.5

Table 1: The number of music video songs, 10-second fragments, music lengths, and piano nodes in dataset.

Most scores are piano rearrangements of famous pop music songs. The high quality of these scores’ BPM makes the alignment much more straightforward.

2.3 Music Alignment

Music alignment is the biggest issue in dataset collection. Without a perfect alignment, it is not possible to teach our model the relationship between the musicality and the emotion in the video. In the following, we show some challenges we faced in the alignment:

Most pop music songs do not provide their BPM.

To deal with this problem, we first find the average BPM of each video, and then generate a MIDI from the piano sheet with the same BPM. Next, we use OpenShot³ for rearrangement. By overlapping the original video with our MIDI, we can manually check if the correctness of the alignment, and find the arranged measurements in the video.

The BPM in performance is usually not constant.

Since humans are not perfect metronomes, the speed in their performance is usually not constant. Fortunately, most pop music songs are adjusted before release. For those videos with non-constant BPM, we find the BPM of each musical phrase, and either modify the speed of the video or the piano sheet.

The songs in videos differ from the original ones. In music videos, it is common to remix the video by adding or removing some fragments. In this case, we either remove the added fragment from the movie or modify the piano sheet to fit the movie. Sometimes in music movies, there are tempo changes such as explosions, slow motion clips, or dream fantasy clips. By using accelerato (acceleration) and rallentando (slow down) in the piano sheet, we may also create these effects in MIDI. There are also music pauses in some music movies. These pieces are usually narrating or dialogues, which are not relevant to the music. Therefore, removing these pieces should not affect the quality of the music generation.

2.4 Dataset Summary

After the above works, we collected 128 music videos and the corresponding music sheets. We split this dataset into training (90 songs), validation (10 songs), and testing (28 songs). Due to the CUDA memory limitation, we divided each song into 10-second fragments. As show in Table 1, we provide a video to piano MIDI dataset,

³ <https://www.openshot.org>

containing 2,526 samples extracted from 128 pop music videos. Each sample contains 10-second fragment of a music video, with 40 frames scaled to 128×128 images and rearranged piano MIDI. The total length of this dataset is 7.16 hours, with more than 170k notes.

3. PROPOSED MODEL

We describe the proposed video-music transformer (VMT) in this section. Our approach is inspired by video captioning and text-to-video generation [4, 23, 26], but deviates from its text generation framework.

Unlike text sequences, a musical sequence consists of recurring phrases, called a motif, which is of special importance or is characteristic of a composition. The occurrence of motifs can be sparse. Furthermore, musicians often include improvisations to create surprise and variations between performances. Hence, it is required of our model to maintain long-range “coherence’s”. Intuitively, an end-to-end attention-based model can be an effective approach to realize this — the attention mechanism creates weighted representation of frame sequences — which then are used to predict piano notes.

In Section 3.1, we show the structure of the convolutional layers in detail. The convolution layers extract and encode the video, including abstract features such as emotion and movement. Section 3.2 shows the baseline model to which our VMT will be compared to in the experiments. Finally, we formulate attention mechanisms such as dot-product (self-attention) and the encoder-decoder attention to predict piano notes in Section 3.3.

Notation and Task Definition. We denote $X = (x_1, x_2, \dots, x_{|X|})$ as a sequence of video frames, where $|X|$ is the length of this sequence. Each x_t consists of three channels of RGB data and encoded with PNG using TensorFlow. The size of x_t is $(128, 128, 3)$. The target of our video-to-music task is a piano event sequence $Y = (y_1, y_2, \dots, y_{|Y|})$. To generate symbolic music like language modeling, we use the performance encoding proposed by [21] to represent the MIDI data. Hence, Each piano event y_t is included in the vocabulary \mathcal{V} , $y_t \in \mathcal{V}$. Besides, because of all piano music in our dataset, the vocabulary size $|\mathcal{V}| = 310$.

In this work, our model takes X as input, and outputs sequence of piano event probability Y .

3.1 Convolutional-2D Encoding

As shown in Figure 1, for each frame x_t , we use a 3-layer 2D convolution with LeakyReLU activation, layer normalization [1] and zero padding given by (1), where x_t be convoluted with the kernel matrix k , with stride $S = 2$ and filters $F = 64 \cdot 2^{\frac{1}{2}i(i+1)}$, $i \in \{0, 1, 2\}$. Finally, the output \hat{c}_t passes through an average pooling layer to get a flattened embedding vector a_t with dimension H which represents one frame.

$$\begin{aligned} c_t[i, j] &= \sum_{m=-\infty}^{\infty} \sum_{n=-\infty}^{\infty} k[m, n] \cdot x_t[i - m, j - n] \\ \hat{c}_t &= \text{LayerNorm}(\text{LeakyReLU}(c_t)) \\ a_t &= \text{AvgPool}(\hat{c}_t) \end{aligned} \quad (1)$$

3.2 Baseline Model

The task of video-to-music conversion is typically viewed as a sequence-to-sequence problem. Most competitive multi-modal sequence-to-sequence models, including video captioning [26] and language translation [2, 5] utilizes an encoder-decoder structure. Thus, we implement an encoder-decoder model with GRU layers as our baseline model. As shown in Figure 2, we feed the frame vectors a into the encoder. Both the encoder and decoder architecture are 3-layer gated recurrent units (GRUs). The GRU has a reset gate r , update gate z and new gate n , which formula are given by (2). The reset gate r and update gate z help the model to determine how much information from the hidden state $h_{(t-1)}$ needs to be passed on.

$$\begin{aligned} r_t &= \sigma(W_{ir}a_t + b_{ir} + W_{hr}h_{(t-1)} + b_{hr}) \\ z_t &= \sigma(W_{iz}a_t + b_{iz} + W_{hz}h_{(t-1)} + b_{hz}) \\ n_t &= \tanh(W_{in}a_t + b_{in} + r_t * (W_{hn}h_{(t-1)} + b_{hn})) \\ h_t &= (1 - z_t) * n_t + z_t * h_{(t-1)} \end{aligned} \quad (2)$$

Specifically, we use the same GRU layer for each layer in encoder and decoder. Benefiting from this modification, the decoder is capable of carrying on the information from frame sequence. Also, we use encoder-decoder attention, which is the same as inter-attention in VMT described in section 3.3, to weight the output hidden state h^{enc} from the encoder in order to get representation as to the input of the decoder. Finally, we use the softmax function on the decoder output h_t^{dec} to get the probability of performance event \hat{y}_t . For the training, we use the negative log-likelihood loss as our objective function.

3.3 Video-Music Transformer

As shown in Figure 3, the model architecture of VMT consists of four modules: the 2D convolution encoding, the performance event embedding layer, the encoder and the decoder. The details of 2D convolution encoding are given in Section 3.1, where frames X are encoded separately to vectors $a = (a_1, \dots, a_{|X|})$. The frame vectors a are then fed into dot-product attention. Also, in order to make use of the order of frame sequences, we add positional encodings [25] to the frame vectors a and the performance event embeddings e at the bottom of the encoder and decoder, respectively. In this work, we use sine and cosine function of different frequencies:

$$\begin{aligned} PE_{(pos, 2i)} &= \sin(pos/10000^{2i/H}) \\ PE_{(pos, 2i+1)} &= \cos(pos/10000^{2i/H}) \end{aligned} \quad (3)$$

For the performance event embedding $e = (e_1, \dots, e_{t-1})$ from time step 1 to $t-1$, we use an embedding matrix $E_p \in$

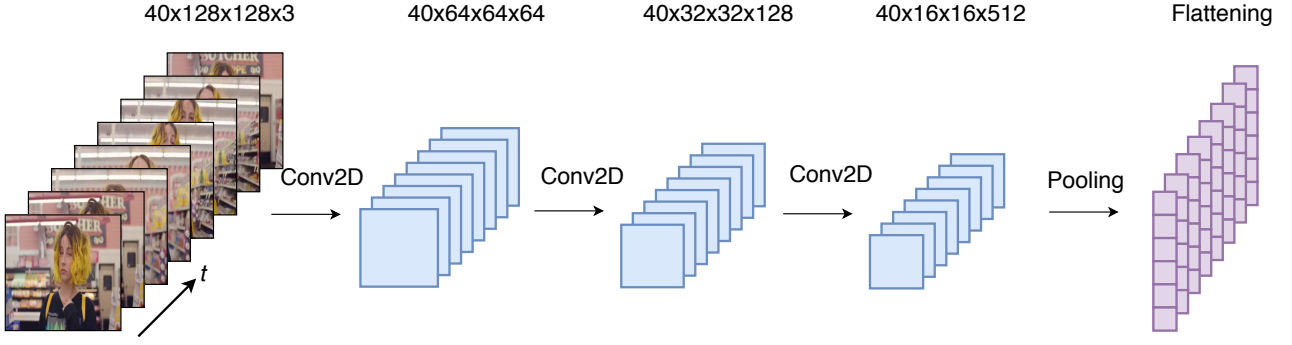


Figure 1: An illustration of video encoding in our models. First, due to the limitation of CUDA memory, we extract equidistantly 40 frames of a video and then reduce the size to 128×128 . Second, we use 3-layer convolutional 2D and an average pooling layer to encode each frame and flatten them.

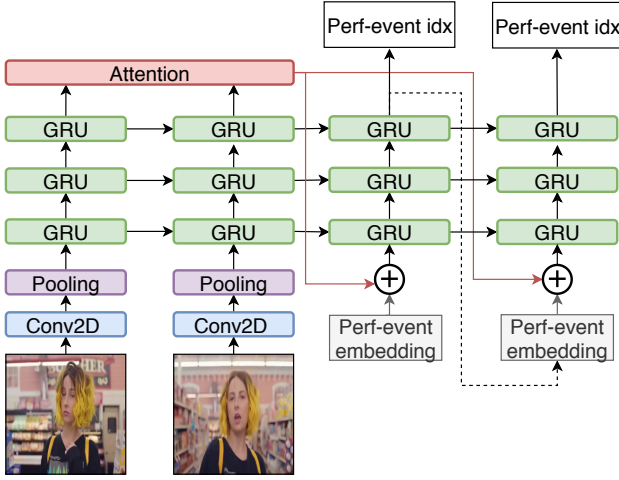


Figure 2: SEQ2SEQ with encoder-decoder Attention.

$\mathbb{R}^{H \times |V|}$, where H is the dimension of the event vector. The values of E_p are learned during training.

For each layer in the encoder and decoder, we use dot-product attention and feed-forward network in each layer. Specifically, since there are different ways to calculate query, key and value, there are two different dot-product attention in our model, called intra-attention and inter-attention. In every time step, the intra-attention weights different positions of frame sequence in order to compute a representation of video, i.e., $Q = a \times W^Q, K = a \times W^K, V = a \times W^V$ in the encoder, as well as $Q = e \times W^Q, K = e \times W^K, V = e \times W^V$ in the decoder. On the contrary, the inter-attention weights different positions of encoder output vectors, i.e., $Q = z_t^{enc} \times W^Q, K = z_t^{enc} \times W^K, V = z_{t-1}^{dec} \times W^V$, where we denote the output of the encoder for each time step by z_t^{enc} and z_{t-1}^{dec} indicate the hidden state in the decoder. Moreover, the hidden state z_t^{dec} from inter-attention relates the information from encoder and performance events from 1 to $t-1$ steps. Either the outputs z_t^{enc}, z_{t-1}^{dec} from intra-attention or the output z_t^{dec} from the inter-attention is passed to the feed-forward network.

$$z = \text{Attention}(Q, K, V) = \text{SoftMax}\left(\frac{QK^T}{\sqrt{d_k}}\right)V \quad (4)$$

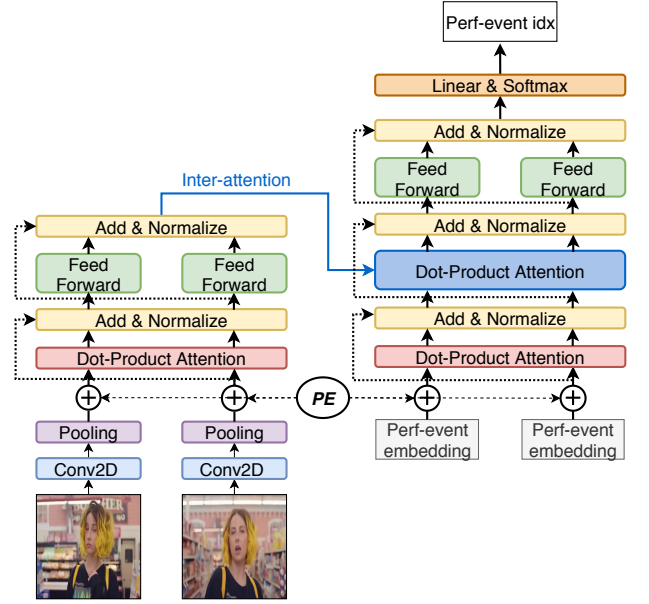


Figure 3: An illustration of the Convolutional Video-Music Transformer. There are an intra-attention and FFN in each encoder layer, while two types of attention and FFN existing in each decoder layer. Both sequences of hidden frames and event embedding added the positional encoding (PE).

$$\text{FFN}(z) = \max(0, zW_1 + b_1)W_2 + b_2 \quad (5)$$

Finally, we then pass the hidden state $\text{FFN}(z_t^{dec})$ in the last layer to a linear layer and softmax function. The output \hat{y} is the probability of generating a performance event. We compute the negative log-likelihood loss for the target event y_t as our objective function.

4. EXPERIMENT

In this section, we describe the experiment setting and report the results.

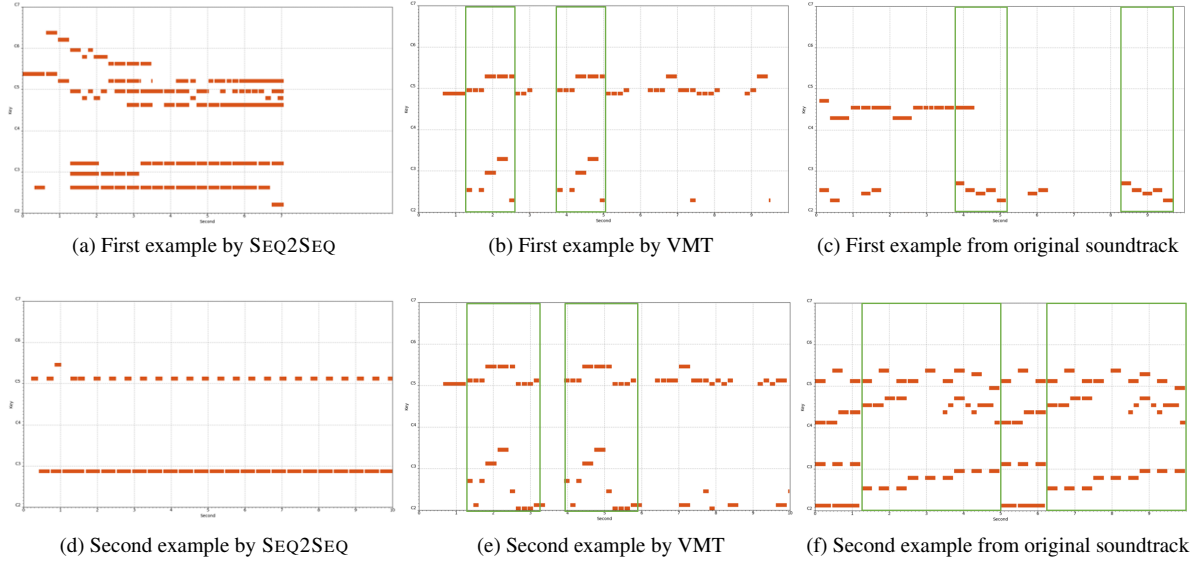


Figure 4: Two examples individually generated by (a,d) SEQ2SEQ and (b,e) VMT compared with (c,f) the original soundtrack. The first example (a) shows SEQ2SEQ is incapable of generating consistent length with video. The second example (d) shows SEQ2SEQ tends to generate notes repeatedly and monotonously. By contrast, both examples (b,e) generated by VMT are similar to the original soundtrack. The green vertical boxes indicate a recurring phrase of notes presenting a motif alike. VMT learned to generate melodic and harmonic music.

4.1 Experimental Setting

We train the VMT model and the SEQ2SEQ model on a single NVIDIA P40 GPU. Due to the memory limitation, we down-sampled the video by extracting 40 frames from every 10 seconds of video with OpenCV and reduce frame size to 128×128 . As mentioned previously, our dataset consists of aligned pair of video and piano music, each has the same length of 10 seconds. We denote the hidden layers and dimensions as L and H , respectively. For details, SEQ2SEQ is trained with three hidden layers. Both the encoder and decoder in VMT are trained with six hidden layers; additionally, all hidden states have dimension 512, i.e., $L_{seq2seq} = 3$, $L_{vmt}^{enc} = 6$, $L_{vmt}^{dec} = 6$, $H = 512$. Moreover, we keep a dropout of 0.1 on all layers and attention weights for SEQ2SEQ and VMT model. The learning rate is linearly warmed up over the first 8000 steps to achieve a peak value of 10^{-3} and then decayed with the inverse square root of the steps. For the optimizer, we use Adam with hyperparameters $\beta_1 = 0.9$, $\beta_2 = 0.997$ and $\epsilon = 10^{-9}$, which converges to better sets of our model parameters. Our implementation uses a batch size of 4 video frame sequences, whose size is $40 \times 128 \times 128 \times 3$. We train the VMT model for a total of 50,000 steps over 18 hours.

In particular, the maximum length of the target sequences of VMT is set to 1024. Since we use the performance encoding on our target piano notes, the vocabulary size of events is 310, including 88 **NOTE_ON**, 88 **NOTE_OFF**, 32 **TIME_SHIFT**, 100 **VELOCITY**, and two special tokens represent the start and end of event sequences.

	Original	VMT	SEQ2SEQ
<i>Smoothness</i>	3.60	3.11	2.74
<i>Relevance</i>	3.05	2.36	2.13

Table 2: Result of user evaluation, the smoothness is defined as the qualities in pieces of music that sound melodiously and harmoniously. The relevance is defined as the music is a proper soundtrack for the video. The column “original” refers to the original soundtracks.

4.2 User Evaluation

In this paper, we are working on a new task of video-to-music translation, and there is yet a credible benchmark for this task. Therefore, we compare the proposed model VMT with SEQ2SEQ and original music from the testing dataset. We conduct a user evaluation involving 23 participants, with each participant evaluating 30 randomly sampled examples from the testing set. In each trial, the participant is asked to compare three pieces of music accompanying the same video. The pieces included one generated by VMT, one by SEQ2SEQ and the original soundtrack. Participants compare the three pieces and score each piece by the smoothness of the music and its relevance to the video. Each score ranges from 0 to 5. Since our dataset is collected from pop music videos, we design a button “I know this song or music video. Skip!” to avoid biases from affecting the accuracy of evaluation. For example, the songs of “Adele — Hello”, “Ed Sheeran — Shape of you” and “Lady Gaga — Poker face” achieved high skip rates compared with the other samples in the testing set for the experiment. We report in Table 2 the scores that the two models and the original music receives.

As shown in Table 2, although the original soundtracks remain far ahead in terms of both smoothness and relevance scores, the proposed VMT model has substantially outperformed the baseline seq2seq model. Each score in Table 2 is the average value of the total of 690 samples graded from 23 participants. Interestingly, both generated music and original soundtrack whose scores for the relevance of video are lower than the scores of music smoothness. Since our dataset consisted of pop music videos and pop music. It is possible that limiting the model to generate only piano MIDI impedes the user experience of watching the video and consequently hurts the relevance performance.

4.3 Case Study

We choose two samples from the testing set and visualized the MIDI files generated from both VMT and SEQ2SEQ, compared with the original soundtracks. Figure 4 shows the notes played along with seconds, i.e., the x-axis and y-axis are pitch and seconds, range from C2–C7 and 0–10, respectively.

Taking a closer look at Figure 4a, 4d. While samples generated with SEQ2SEQ achieve higher scores on smoothness and relevance, there are two critical problems for them.

Firstly, as shown in Figure 4a, even though the length of all videos is ten seconds, SEQ2SEQ is incapable of generating music whose length is exactly ten seconds. That is, SEQ2SEQ fails to correctly generate end tokens, resulting in an inconsistency between the music and the video. We removed the music pieces over ten seconds for the user evaluation. Moreover, while decoding the output event sequence from the SEQ2SEQ model using the performance encoding module, there are some warning messages such as a pitch with **NOTE_ON** events but not found **NOTE_OFF** would be removed. Thus, we suppose that the selected metrics have overrated samples generated with SEQ2SEQ. And verify the SEQ2SEQ is a lack of maintaining long-term sequence generation. In contrast, the examples generated with VMT (Figure 4b, 4e) have consistent lengths with videos and without warning message while decoding using the performance encoding module.

Secondly, we observe the rhythmicity and harmonicity of note sequences. SEQ2SEQ tends to generate notes repeatedly (Figure 4d), which causes a lack of melodic motion. This example gets a higher score on relevance, since the user mistook the generated notes for the beat of drums. This also demonstrated that the **relevance** metric of the video is ambiguous and needs a benchmark to train users before doing the evaluation.

As shown in Figure 4, the green vertical boxes indicate a recurring phrase of notes. Both Figure 4b and Figure 4e generated with VMT has a motif, which is the most often thought of in melodic terms. We observe the VMT not only generates recurring phrases but also maintains the variability of pitches that have harmonic, melodic and rhythmic aspects.

In summary, we compare examples from models with

the original soundtrack (Figure 4c, 4f). The visualization (Figure 4b, 4e) shows the VMT is capable of generating notes with the recurring phrase, melodic and harmonic. Hence, the training procedure passes knowledge of music structure onto the VMT model and composes music like a human.

5. RELATED WORK

The closest task to video-to-music is the music recommendation for video. There are two approaches for music recommendation: emotion-based and correlation-based. The first emotion-based model [16] focus on user emotions, which conduct a mixed media graph to detect music emotion rather than directly using the label of music emotion.

On the other hand, the EMV-matchmaker [17] proposed to extract video and music features separately and then utilize the temporal phase sequence to connect music and video. Before that, most of the researches on video music recommendation based on the similarity of user preference.

Music video generation [18] combined the content and emotion features. Given a video, their model predicts the acoustic features to match the music.

To sum up, those works are video retrieving music task, that may suffer from the copyright and the insufficient diversity of database. Moreover, the music generated by the model are more varied and fitting the video.

With the advancement in deep learning, music generation models has improved dramatically. Some works developed depending on symbolic music, that is, the target data of training are MIDI files. The first neural-network-based model on music generation was proposed by [24]. Along with the development of model structure, many music generation models are based on RNN architectures [10, 14], due to the sequential nature of the input.

C-RNN-GAN [19] is the first model based on adversarial training. The MIDI-VAE [3] based on variational autoencoder is capable of style transfer on symbolic music by changing pitches and instruments. A branch of multi-track music generation studies appeared along with the release of the Lakh MIDI Dataset [22]. The LakhNES [6] was a transformer architecture model with a pre-training technique to generate chiptune music. MusuGAN [7] generated polyphonic music of multi-track instruments, which using convolutions in both generators and the discriminators, which conditioned by intra-track and inter-track features.

On the other hand, following the generative model of raw audio waveforms [20], an autoencoder model [9] is trained to learn music features and generate music mixed with bass, flute, and organ spectrum. The music synthesis model Mel2Mel [15] learned the instrument embedding to predict Mel spectrogram from a given note sequence. The release of MAESTRO [12] enabled the process of transcribing, composing, and synthesizing audio waveform, also known as Wave2Midi2Wave. The model [8] trained on the NSynth dataset [9] was capable of independently controlling pitch and timbre then generate audio music.

6. CONCLUSION AND FUTURE WORK

We propose a novel attention-based multi-modal model, video-music transformer, called VMT, which generates piano music for a given video. We release a new dataset composed of over 7 hours of piano scores with excellent alignment with video. The experiment shows VMT outperforms the SEQ2SEQ model on music smoothness and relevance of video. In future work, we plan to explore proper benchmark of relevance with video, including emotion, rhythm, and motion connection. Furthermore, we will develop the model architecture to encourage the model to learn these features.

7. REFERENCES

- [1] Jimmy Lei Ba, Jamie Ryan Kiros, and Geoffrey E Hinton. Layer normalization. *arXiv preprint arXiv:1607.06450*, 2016.
- [2] Dzmitry Bahdanau, Kyunghyun Cho, and Yoshua Bengio. Neural machine translation by jointly learning to align and translate. *arXiv preprint arXiv:1409.0473*, 2014.
- [3] Gino Brunner, Andres Konrad, Yuyi Wang, and Roger Wattenhofer. Midi-vae: Modeling dynamics and instrumentation of music with applications to style transfer. *arXiv preprint arXiv:1809.07600*, 2018.
- [4] Xinlei Chen, Hao Fang, Tsung-Yi Lin, Ramakrishna Vedantam, Saurabh Gupta, Piotr Dollár, and C Lawrence Zitnick. Microsoft coco captions: Data collection and evaluation server. *arXiv preprint arXiv:1504.00325*, 2015.
- [5] Kyunghyun Cho, Bart Van Merriënboer, Caglar Gulcehre, Dzmitry Bahdanau, Fethi Bougares, Holger Schwenk, and Yoshua Bengio. Learning phrase representations using rnn encoder-decoder for statistical machine translation. *arXiv preprint arXiv:1406.1078*, 2014.
- [6] Chris Donahue, Huanru Henry Mao, Yiting Ethan Li, Garrison W Cottrell, and Julian McAuley. Lakhnes: Improving multi-instrumental music generation with cross-domain pre-training. *arXiv preprint arXiv:1907.04868*, 2019.
- [7] Hao-Wen Dong, Wen-Yi Hsiao, Li-Chia Yang, and Yi-Hsuan Yang. Musegan: Multi-track sequential generative adversarial networks for symbolic music generation and accompaniment. In *Thirty-Second AAAI Conference on Artificial Intelligence*, 2018.
- [8] Jesse Engel, Kumar Krishna Agrawal, Shuo Chen, Ishaan Gulrajani, Chris Donahue, and Adam Roberts. Gansynth: Adversarial neural audio synthesis. *arXiv preprint arXiv:1902.08710*, 2019.
- [9] Jesse Engel, Cinjon Resnick, Adam Roberts, Sander Dieleman, Mohammad Norouzi, Douglas Eck, and Karen Simonyan. Neural audio synthesis of musical notes with wavenet autoencoders. In *Proceedings of the 34th International Conference on Machine Learning-Volume 70*, pages 1068–1077. JMLR. org, 2017.
- [10] Gaëtan Hadjeres, François Pachet, and Frank Nielsen. Deepbach: a steerable model for bach chorales generation. In *Proceedings of the 34th International Conference on Machine Learning-Volume 70*, pages 1362–1371. JMLR. org, 2017.
- [11] Byeong-Jun Han, Seungmin Rho, Sanghoon Jun, and Eenjun Hwang. Music emotion classification and context-based music recommendation. *Multimedia Tools and Applications*, 47(3):433–460, 2010.
- [12] Curtis Hawthorne, Andriy Stasyuk, Adam Roberts, Ian Simon, Cheng-Zhi Anna Huang, Sander Dieleman, Erich Elsen, Jesse Engel, and Douglas Eck. Enabling factorized piano music modeling and generation with the maestro dataset. *arXiv preprint arXiv:1810.12247*, 2018.
- [13] Cheng-Zhi Anna Huang, Ashish Vaswani, Jakob Uszkoreit, Noam Shazeer, Ian Simon, Curtis Hawthorne, Andrew M Dai, Matthew D Hoffman, Monica Dinculescu, and Douglas Eck. Music transformer. *arXiv preprint arXiv:1809.04281*, 2018.
- [14] Natasha Jaques, Shixiang Gu, Richard E Turner, and Douglas Eck. Generating music by fine-tuning recurrent neural networks with reinforcement learning. In *Proceedings of Deep Reinforcement Learning Workshop, NIPS*, 2016.
- [15] Jong Wook Kim, Rachel Bittner, Aparna Kumar, and Juan Pablo Bello. Neural music synthesis for flexible timbre control. In *ICASSP 2019-2019 IEEE International Conference on Acoustics, Speech and Signal Processing (ICASSP)*, pages 176–180. IEEE, 2019.
- [16] Fang-Fei Kuo, Meng-Fen Chiang, Man-Kwan Shan, and Suh-Yin Lee. Emotion-based music recommendation by association discovery from film music. In *Proceedings of the 13th annual ACM international conference on Multimedia*, pages 507–510, 2005.
- [17] Jen-Chun Lin, Wen-Li Wei, and Hsin-Min Wang. Emv-matchmaker: emotional temporal course modeling and matching for automatic music video generation. In *Proceedings of the 23rd ACM international conference on Multimedia*, pages 899–902, 2015.
- [18] Jen-Chun Lin, Wen-Li Wei, and Hsin-Min Wang. Automatic music video generation based on emotion-oriented pseudo song prediction and matching. In *Proceedings of the 24th ACM international conference on Multimedia*, pages 372–376, 2016.
- [19] Olof Mogren. C-rnn-gan: Continuous recurrent neural networks with adversarial training. *arXiv preprint arXiv:1611.09904*, 2016.

- [20] Aaron van den Oord, Sander Dieleman, Heiga Zen, Karen Simonyan, Oriol Vinyals, Alex Graves, Nal Kalchbrenner, Andrew Senior, and Koray Kavukcuoglu. Wavenet: A generative model for raw audio. *arXiv preprint arXiv:1609.03499*, 2016.
- [21] Sageev Oore, Ian Simon, Sander Dieleman, Douglas Eck, and Karen Simonyan. This time with feeling: Learning expressive musical performance. *Neural Computing and Applications*, pages 1–13, 2018.
- [22] Colin Raffel. *Learning-based methods for comparing sequences, with applications to audio-to-midi alignment and matching*. PhD thesis, Columbia University, 2016.
- [23] Chen Sun, Austin Myers, Carl Vondrick, Kevin Murphy, and Cordelia Schmid. Videobert: A joint model for video and language representation learning. In *Proceedings of the IEEE International Conference on Computer Vision*, pages 7464–7473, 2019.
- [24] Peter M Todd. A connectionist approach to algorithmic composition. *Computer Music Journal*, 13(4):27–43, 1989.
- [25] Ashish Vaswani, Noam Shazeer, Niki Parmar, Jakob Uszkoreit, Llion Jones, Aidan N Gomez, Łukasz Kaiser, and Illia Polosukhin. Attention is all you need. In *Advances in neural information processing systems*, pages 5998–6008, 2017.
- [26] Subhashini Venugopalan, Marcus Rohrbach, Jeffrey Donahue, Raymond Mooney, Trevor Darrell, and Kate Saenko. Sequence to sequence-video to text. In *Proceedings of the IEEE international conference on computer vision*, pages 4534–4542, 2015.