

A Reciprocal Theorem for Finite Deformations in Incompressible Bodies

T. Henzel^{†a}, S. Chockalingam^{†b}, T. Cohen^{a,c,*}

^a*Massachusetts Institute of Technology, Department of Civil and Environmental Engineering, Cambridge, MA, 02139, USA*

^b*Massachusetts Institute of Technology, Department of Aeronautics and Astronautics, Cambridge, MA, 02139, USA*

^c*Massachusetts Institute of Technology, Department of Mechanical Engineering, Cambridge, MA, 02139, USA*

Abstract

The reciprocal theorems of Maxwell and Betti are foundational in mechanics but have so far been restricted to infinitesimal deformations in elastic bodies. In this manuscript, we present a reciprocal theorem that relates solutions of a specific class of large deformation boundary value problems for incompressible bodies; these solutions are shown to identically satisfy the Maxwell-Betti theorem. The theorem has several potential applications such as development of alternative convenient experimental setups for the study of material failure through bulk and interfacial cavitation, and leveraging easier numerical implementation of equivalent auxiliary boundary value problems. The following salient features of the theorem are noted: (i) it applies to dynamics in addition to statics, (ii) it allows for large deformations, (iii) generic body shapes with several potential holes, and (iv) any general type of boundary conditions.

Keywords: Reciprocal theorem, Large deformation, Incompressible Material, Cavitation

1. Introduction

In 1864 Maxwell reported an astonishing observation: Given an elastic body, in which we can identify two arbitrary points, A and B ; the displacement of point A that results from a force applied at point B , is equal to the displacement that would ensue at point B from the application of the same force at point A (Maxwell, 1864). His *reciprocal theorem*, which was later generalized and formalized by Betti (1872), has been foundational in structural mechanics and elasticity (Truesdell, 1963; Barber, 2002; Love, 2013; Charlton, 1960). The idea that one can experimentally observe a body deforming under a given set of boundary conditions, and then directly infer its response due to an alternative set, without solving the boundary value problem, has proven to be extremely useful, and has become one of the most classical results in elasticity. Other than its mathematical elegance (Shield, 1967), it has been particularly useful in contact mechanics, to interpret indentation measurements conducted with different indenter shapes (Garcia and Garcia, 2018; Managuli and Roy, 2017); it has enabled solution of various inclusion problems (Selvadurai, 1981, 1982, 2000); and extends to dynamics (Helmholtz, 1887; Lamb, 1887), as well as various

*Corresponding author: talco@mit.edu

† These authors contributed equally.

additional fields, such as acoustics (Rayleigh, 1878; Howe, 1998), optics (Helmholtz, 1856), and fluids (Masoud and Stone, 2019; Daddi-Moussa-Ider et al., 2018; Lorentz, 1896). The appeal of using the reciprocal theorem to understand the response at finite deformations, which can be exceedingly more difficult to capture experimentally, or to analytically resolve, is clear; even if for a limited class of boundary value problems. However, at the core of its proof is the assumption of linear elasticity, which limits applications of the reciprocal theorem to infinitesimal deformations, or to small perturbations superposed upon an arbitrarily strained state of a hyperelastic material (Truesdell, 1963; Zorski, 1962). Hence, it has not been previously used for finite deformations, and cannot be generally extended to this range. Nevertheless, in this manuscript, we present a broad and general set of interchangeable boundary value problems, of practical significance, for which the reciprocal theorem extends to large deformations in incompressible bodies.

In the next section, after describing the problem setting and constitutive assumptions, we will present our theorem and will discuss relevant practical applications. In Section 3 we will provide a complete proof of the theorem and we will show that its solutions satisfy the Maxwell-Betti reciprocal theorem. We will conclude in Section 4.

2. The Theorem and its Applications

Problem Setting. Consider a body, \mathcal{B} , which occupies the regions \mathcal{R} , and \mathcal{R}^R in its current and reference configurations, respectively¹. As illustrated in Figure 1, the body region need not be simply connected. A material point is described in the reference configuration by its coordinates, \mathbf{X} , and at time t is mapped to its current spacial location, \mathbf{x} , by the mapping $\mathbf{x} = \boldsymbol{\chi}(\mathbf{X}, t)$. Accordingly, we can write the deformation gradient as $\mathbf{F} = \partial\boldsymbol{\chi}/\partial\mathbf{X}$. Additionally, we parametrise the deformed boundary surface of the body $\partial\mathcal{R}$, by $\mathbf{x}_b = \mathbf{x}(\mathbf{X}_b, t)$, where \mathbf{X}_b is the collection of material points that define the undeformed boundary $\partial\mathcal{R}^R$.

Let $\boldsymbol{\sigma}(\mathbf{X}, t)$ denote the Cauchy stress tensor field, and $\mathbf{n}(\mathbf{X}_b, t)$ the outward facing normal to the boundary in the current configuration, we write the surface traction in the current frame as $\mathbf{t}(\mathbf{X}_b, t) = \boldsymbol{\sigma}\mathbf{n}$. As illustrated in Figure 1, we classify different regions on the boundary $\partial\mathcal{R}$ as follows: $\partial\mathcal{R}_t$ - denotes regions that are subjected to pure traction boundary conditions $\mathbf{t} = \bar{\mathbf{t}}$, where $\bar{\mathbf{t}}(\mathbf{X}_b, t)$ is the applied traction; $\partial\mathcal{R}_x$ - denotes regions that are subjected to pure displacement boundary conditions $\mathbf{x} = \bar{\mathbf{x}}$, where $\bar{\mathbf{x}}(\mathbf{X}_b, t)$ is the prescribed location; and $\partial\mathcal{R}_{xt}$ - denotes regions of mixed boundary conditions. We also consider a body force field $\mathbf{b}(\mathbf{X}, t)$.

Constitutive assumptions. We restrict our attention to a broad class of incompressible bodies whose constitutive response can be described by a Helmholtz free energy function (per unit referential volume)², $\psi(\mathbf{F})$. We denote the constant mass density by ρ , which implies $\det(\mathbf{F}) = 1$. Accordingly, the Cauchy stress tensor field takes the general form Anand and Govindjee (2020)

$$\boldsymbol{\sigma} = \hat{\boldsymbol{\sigma}}(\mathbf{F}) - q\mathbf{I} \quad \text{in} \quad \partial\mathcal{R} \quad (1)$$

where the *hydrostatic pressure* field - $q(\mathbf{X}, t)$ arises as a response to the incompressibility constraint and is constitutively indeterminate, and $\hat{\boldsymbol{\sigma}}(\mathbf{F})$ is determined by the deformation gradient.

¹Throughout the manuscript will use the superscript ()^R, to distinguish reference quantities from current quantities, as we alternate between the two configurations for mathematical convenience.

²Note that restrictions on the specific form of $\psi(\mathbf{F})$, to ensure frame indifference, can be found in Anand and Govindjee (2020). Here we use the general representation for its concise mathematical form.

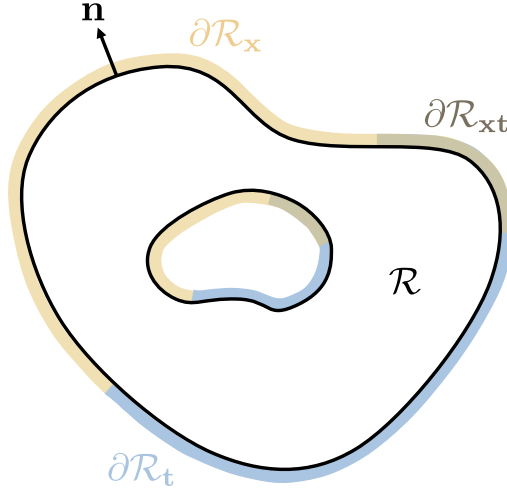


Figure 1: Schematic illustration of the body region \mathcal{R} and its boundaries. The black lines define the boundaries of the non-simply connected body. Regions of the boundaries shaded yellow and blue represent prescription of displacement ($\partial\mathcal{R}_x$) and traction ($\partial\mathcal{R}_t$) boundary conditions, respectively. The remaining shaded regions represent prescription of mixed boundary conditions ($\partial\mathcal{R}_{xt}$).

Auxiliary problem. Next, consider an *imaginary body*, \mathcal{B}^* , that is identical to \mathcal{B} and occupies the same region \mathcal{R}^R in the reference configuration³. It is subjected to the same body force \mathbf{b} and identical displacement boundary condition, but to an alternate boundary traction, that can be expressed as

$$\bar{\mathbf{t}}^* = \bar{\mathbf{t}} + p\mathbf{n}^* \quad \text{on} \quad \partial\mathcal{R}_t^* \cup \partial\mathcal{R}_{xt}^* \quad (2)$$

where the constant p can be thought of as an additional, externally applied, *hydrostatic pressure*. Note that in eq. (2), on the boundaries with mixed boundary conditions the extra pressure component is added to the prescribed traction $\bar{\mathbf{t}}^*$ only along the directions in which the traction $\bar{\mathbf{t}}$ is prescribed (see eq. (11)).

Provided the above kinematic description of the general problem setting and the restrictions on the constitutive response, we can now write our theorem as follows:

Theorem:

The displacement field \mathbf{x} , associated with the boundary traction $\bar{\mathbf{t}}$, is identical to the displacement field \mathbf{x}^ , associated with the boundary traction $\bar{\mathbf{t}}^*$.*

Examples. Before providing a proof of the theorem we demonstrate some examples where its application allows for elegant non-trivial conclusions. First, consider the *expansion or contraction of a defect*, of arbitrary shape, within an incompressible body that is subjected to hydrostatic load on its outer surface, as illustrated in Figure 2.

In an attempt to explain the limit of the resistance of a material to hydrostatic load, this fundamental problem has been studied extensively in the literature. The seminal study of Gent

³Throughout the manuscript will use the superimposed $()^*$, to denote quantities in the imaginary body of the auxiliary problem.

and Lindley (1959) reported an unusual rupture process in rubbers. That unstable rupture is now commonly referred to as cavitation (Horgan and Polignone, 1995; Knowles and Jakub, 1965; Ball, 1982), and is linked to the initiation of damage and fracture (Raayai-Ardakani et al., 2019b; Quigley and Parks, 1994; Ashby et al., 1989; Lefèvre et al., 2015). However, the mechanical instability induced by application of external loads beyond a critical threshold can be an extremely fast and uncontrollable process; attempts to experimentally study these internal ruptures are thus challenging (Poulain et al., 2017; Hutchens et al., 2016). In contrast, internal pressurization of a defect, by injection of an incompressible fluid (Raayai-Ardakani et al., 2019a; Raayai-Ardakani and Cohen, 2019; Chockalingam et al., 2021), by phase separation (Kothari and Cohen, 2020; Style et al., 2018), or by the growth of an embedded inclusion (Li et al., 2022; Zhang et al., 2021), can allow for complete control over the expansion process, and is a promising avenue for measuring material properties and understanding the initiation of damage and fracture (Kim et al., 2020; Mijailovic et al., 2021; Barney et al., 2020; Franck, 2017; Estrada et al., 2018). In these settings however, the defect can have intricate shapes (Raayai-Ardakani et al., 2019b; Yang et al., 2019; Milner and Hutchens, 2021) and it is not obvious how the deformation field generated via internal pressurization translates to explain failure of the bulk material, as induced by application of external loads.

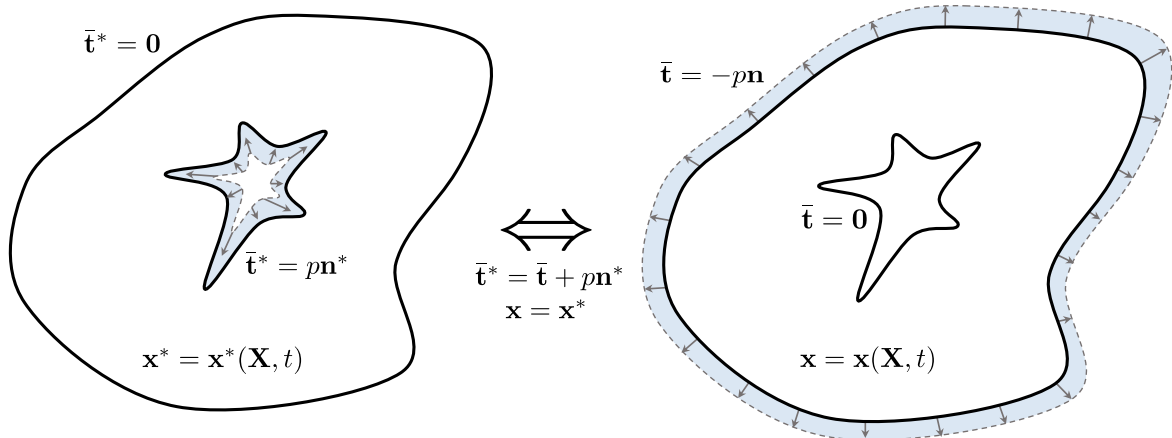


Figure 2: Schematic illustration of an example application of the theorem for the expansion or contraction of an internal defect. On the left, we illustrate the auxiliary problem: An internal defect is subjected to a uniform hydrostatic pressure, p , while the external boundary of the body is stress free. The deformation that ensues from this loading, \mathbf{x}^* , is identical, to the deformation, \mathbf{x} , that would be induced by application of a hydrostatic load of the same magnitude on the outer surface but with opposite sign. Note that the direction of the arrows in the illustration are representative of expansion process with $p < 0$. The opposite sign, $p > 0$ corresponds to contraction of the defect.

According to the above Theorem, regardless of the geometries of the body and the defect, application of internal hydrostatic pressure induces an identical deformation field, as for the application of remote hydrostatic tension of the same magnitude (Figure 2), thus supporting the use of internal loading to study bulk failure in situations of external loading. Since the above theorem applies also for dynamic response, this may be particularly useful upon breakage of spherical symmetry in Inertial Microcavitation Rheometry (IMR), where extreme dynamic loading is induced by spatially focused pulsed laser – a tool that can explain onset of damage in biological tissue induced by extreme events, such as blast or impact (Yang et al., 2021b, 2020,

2021a). Another instance where symmetry breaking has been observed is in the reverse scenario, where hydrostatic tension is applied at the cavity wall, and induces creasing (Milner et al., 2017). In this example, according to the above theorem, application of hydrostatic compression on the outer boundary will result in the same deformation field.

We note that the problem illustrated in Figure 2, can be further complicated⁴ by regions of displacement boundary conditions, and mixed boundary conditions, without compromising the application of the theorem. This can be particularly useful if the experimental specimen is resting on a substrate or in a container while the internal expansion is performed. At the limit, where the deformation field is symmetric (i.e. spherical or cylindrical), the above theorem has been analytically demonstrated (Knowles and Jakub, 1965; Cohen and Molinari, 2015).

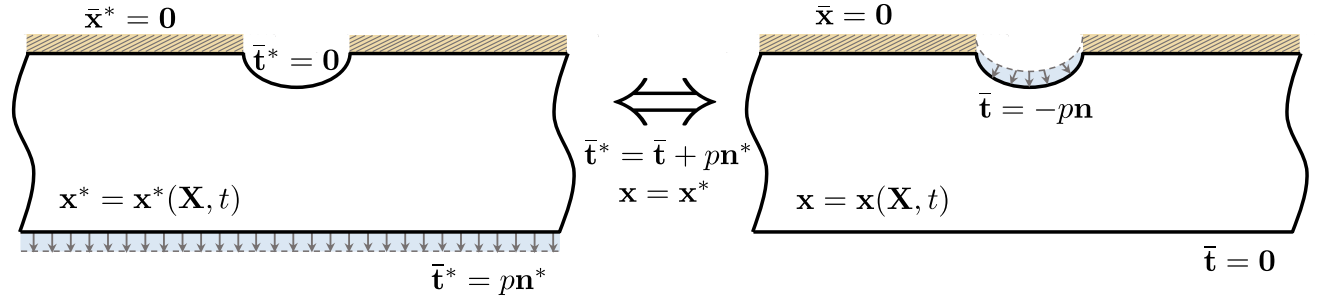


Figure 3: Schematic illustration of an example application of the theorem for pressure indentation. On the left, we illustrate the auxiliary problem: A body that spans indefinitely in the plane is subjected to an applied uniform normal pressure, p on its bottom surface and is fully constrained on its top surface, except for a small region that is traction free. The deformation that ensues from this loading, \mathbf{x}^* , is identical to the deformation, \mathbf{x} , that would be induced by application of a pressure of the same magnitude but with opposite sign locally at the free region of the top interface while bottom surface is kept traction free.

The linear reciprocal theorem is commonly employed for the interpretation of the force applied to an indenter in indentation experiments with different indenter shapes; analogously we can consider a setting of – pressure indentation – where a small region of an interface is detached from a rigid substrate and subjected to uniform hydrostatic pressure (Wahdat et al., 2022). This setting is relevant in *blister tests*, for the measurement of interface properties (Chopin et al., 2008; Jensen, 1991; Dannenberg, 1961), but can also emerge naturally by phase separation and condensation at an interface (Ma et al., 2020, 2019), or by interfacial growth of biofilm — a major cause of infections (Arciola et al., 2018; Fortune et al., 2021). To illustrate this example, we consider the body to span indefinitely in the plane and assume that the bottom boundary is traction-free, as illustrated in Figure 3.

According to the above Theorem, application of a normal tension of equal magnitude on the bottom surface would induce an identical deformation field as the local indentation (Figure 3). This opens an avenue for development of simplified blister tests, whereby the load is applied externally on a larger area; it may thus be more easily monitored, it can provide better visibility of the delamination process, and reduce issues related to compliance of the testing apparatus (Hohlfelder et al., 1994). Formation of such interfacial cavities, by application of an external load, has been reported in an number of recent studies (Ringoot et al., 2021; Kothari et al., 2020; Cohen et al., 2018). The additive effect of a remote pressure load on local processes can also aid

⁴For this problem, $\{\partial\mathcal{R}_{\mathbf{x}}, \partial\mathcal{R}_{\mathbf{tx}}\} \in \emptyset$ (null set), $\partial\mathcal{R}_{\mathbf{t}} \equiv \partial\mathcal{R}$.

in elucidating the build-up of pressure in interfacial condensates, and the role of applied loads in the development of chronic infections (Zhang et al., 2021).

In both of the above examples, alternating between the physical problem and the imaginary problem can provide an alternative and more convenient method for experimentation. Moreover, alternating between the different sets of boundary conditions can have an advantage particularly in incompressible materials, where numerical implementation often employs an energy penalty on dilation, thus permitting small changes in volume. In certain settings, when the hydrostatic load is applied remotely, this can lead to significant computational errors. Finally, we would like to emphasize that while we have chosen these two specific examples for their simplicity, their modification to far more complex geometries (e.g. with numerous voids that may be interconnected) or loading conditions (e.g. not only hydrostatic loads, but also alternating between traction, displacement, and mixed boundary conditions on any of the surfaces) does not compromise the applicability of the above theorem.

Next, we proceed to provide the proof of the theorem.

3. The proof

Let us begin by writing the boundary value problem that we wish to solve⁵

$$\operatorname{div} \boldsymbol{\sigma} + \mathbf{b} = \rho \ddot{\mathbf{x}} \quad \text{in} \quad \mathcal{R} \quad (3)$$

$$\mathbf{x} = \bar{\mathbf{x}} \quad \text{on} \quad \partial \mathcal{R}_{\mathbf{x}} \quad (4)$$

$$\mathbf{t} = \bar{\mathbf{t}} \quad \text{on} \quad \partial \mathcal{R}_{\mathbf{t}} \quad (5)$$

$$x_i = \bar{x}_i \quad \text{or} \quad \mathbf{t} \cdot \mathbf{e}_i = \bar{t}_i \quad \text{on} \quad \partial \mathcal{R}_{\mathbf{xt}} \quad \text{for} \quad i = 1, 2, 3 \quad (6)$$

Here the first equation implies conservation of linear momentum and the latter three are boundary conditions on the different boundary regions, where $\bar{\mathbf{x}}$ and $\bar{\mathbf{t}}$ are the prescribed displacements and boundary tractions, respectively. On regions of mixed boundary conditions, either displacement or traction components, \bar{x}_i or \bar{t}_i , are prescribed along locally defined orthogonal directions, as represented by the unit vectors $\mathbf{e}_i(\mathbf{X}, t)$. Note that this general problem statement includes dynamic response, as reflected by the inertial term on the right-hand-side of eq. (3).

Next, we use the definition in eq. (2) to write our auxiliary problem statement as

$$\operatorname{div} \boldsymbol{\sigma}^* + \mathbf{b} = \rho \ddot{\mathbf{x}}^* \quad \text{in} \quad \mathcal{R}^* \quad (7)$$

$$\mathbf{x}^* = \bar{\mathbf{x}} \quad \text{on} \quad \partial \mathcal{R}_{\mathbf{x}}^* \quad (8)$$

$$\mathbf{t}^* = \bar{\mathbf{t}}^* \quad \text{on} \quad \partial \mathcal{R}_{\mathbf{t}}^* \quad (9)$$

$$x_i^* = \bar{x}_i \quad \text{or} \quad \mathbf{t}^* \cdot \mathbf{e}_i = \bar{t}_i^* \quad \text{on} \quad \partial \mathcal{R}_{\mathbf{xt}}^* \quad \text{for} \quad i = 1, 2, 3 \quad (10)$$

where

$$\bar{t}_i^* = \bar{t}_i + p \mathbf{n}^* \cdot \mathbf{e}_i \quad (11)$$

⁵The superimposed dot represents differentiation with respect to time.

Proposition: If $\mathbf{x}^*(\mathbf{X}, t)$ is a solution of the auxiliary boundary value problem (7)-(11), then

$$\mathbf{x}(\mathbf{X}, t) = \mathbf{x}^*(\mathbf{X}, t) \quad (12)$$

is a solution of the boundary value problem (3)-(6).

If the above Proposition is true, then the body and surface regions as well as the surface normals of both bodies in their deformed configurations are identical, namely

$$(\mathcal{R}, \partial\mathcal{R}_{\mathbf{x}}, \partial\mathcal{R}_{\mathbf{t}}, \partial\mathcal{R}_{\mathbf{xt}}) = (\mathcal{R}^*, \partial\mathcal{R}_{\mathbf{x}}^*, \partial\mathcal{R}_{\mathbf{t}}^*, \partial\mathcal{R}_{\mathbf{xt}}^*), \quad \text{and} \quad \mathbf{n} = \mathbf{n}^* \quad (13)$$

This also implies that the deformation gradient fields are identical, $\mathbf{F}^*(\mathbf{X}, t) = \mathbf{F}(\mathbf{X}, t)$, and thus that $\hat{\boldsymbol{\sigma}}(\mathbf{F}^*) = \hat{\boldsymbol{\sigma}}(\mathbf{F})$. The stress field then follows from eq. (1) to write

$$\boldsymbol{\sigma} = \boldsymbol{\sigma}^* - (q^* - q)\mathbf{I} \quad (14)$$

where $q^*(\mathbf{X}, t)$ and $q(\mathbf{X}, t)$ are hydrostatic pressure fields. Since $q^* - q$ is an arbitrary hydrostatic pressure field, consider $q^* - q = p$ so that

$$\boldsymbol{\sigma} = \boldsymbol{\sigma}^* - p\mathbf{I} \quad (15)$$

We can now substitute eqs. (12) and (15) in the boundary value problem (3)-(6) while using eq. (13) to write

$$\text{div}\boldsymbol{\sigma}^* - \cancel{\text{div}(p\mathbf{I})}^0 + \mathbf{b} = \rho\ddot{\mathbf{x}}^* \quad \text{in} \quad \mathcal{R}^* \quad (16)$$

$$\mathbf{x}^* = \bar{\mathbf{x}} \quad \text{on} \quad \partial\mathcal{R}_{\mathbf{x}}^* \quad (17)$$

$$\boldsymbol{\sigma}^* \mathbf{n}^* = \bar{\mathbf{t}} + p\mathbf{n}^* \quad \text{on} \quad \partial\mathcal{R}_{\mathbf{t}}^* \quad (18)$$

$$x_i^* = \bar{x}_i \quad \text{or} \quad (\boldsymbol{\sigma}^* \mathbf{n}^*) \cdot \mathbf{e}_i = \bar{t}_i + p\mathbf{n}^* \cdot \mathbf{e}_i \quad \text{on} \quad \partial\mathcal{R}_{\mathbf{xt}}^* \quad \text{for} \quad i = 1, 2, 3 \quad (19)$$

where we identify that the constant hydrostatic pressure vanishes from the equation of motion (16), and that the traction conditions (18) and (19), are identical to the applied tractions, $\bar{\mathbf{t}}^*$, and \bar{t}_i^* , of the auxiliary boundary value problem (7)-(11), as defined in eq. (2), and eq. (11). Accordingly, we have identically recovered the auxiliary boundary value problem (7)-(11). But, since \mathbf{x}^* is a solution of the auxiliary boundary value problem, $\mathbf{x} = \mathbf{x}^*$ identically satisfies (3)-(6) and our proposition is true. Consequently the proposed stress field $\boldsymbol{\sigma}$ in eq. (15) is a solution of our boundary value problem.

It is important to mention that in nonlinear deformation, as generally considered here, there is no guarantee of uniqueness of the solution. Therefore, the solution obtained using this theorem is one potential solution.

Identically satisfying the Maxwell-Betti theorem

The elastodynamic reciprocal theorem, for infinitesimal deformations of an elastic body, as formulated by Betti (1872) considers the displacement field $\mathbf{u} = \mathbf{x} - \mathbf{X}$, body force, \mathbf{b} , and applied tractions \mathbf{t} , and an auxiliary problem with auxiliary fields $\mathbf{x}^*, \mathbf{u}^*, \mathbf{b}^*, \mathbf{t}^*$, to write the analytical

statement (Love, 2013)⁶

$$\iint_{\partial\mathcal{R}} \mathbf{t} \cdot \mathbf{u}^* dA + \iiint_{\mathcal{R}} (\mathbf{b} - \rho \ddot{\mathbf{u}}) \cdot \mathbf{u}^* dV = \iint_{\partial\mathcal{R}} \mathbf{t}^* \cdot \mathbf{u} dA + \iiint_{\mathcal{R}} (\mathbf{b}^* - \rho \ddot{\mathbf{u}}^*) \cdot \mathbf{u} dV \quad (20)$$

An alternative form, which is more commonly used in fluid dynamics (Masoud and Stone, 2019; Leal, 1980), considers reciprocity with respect to the velocity fields⁷ $(\mathbf{v}, \mathbf{v}^*) = (\dot{\mathbf{u}}, \dot{\mathbf{u}}^*)$

$$\iint_{\partial\mathcal{R}} \mathbf{t} \cdot \mathbf{v}^* dA + \iiint_{\mathcal{R}} (\mathbf{b} - \rho \dot{\mathbf{v}}) \cdot \mathbf{v}^* dV = \iint_{\partial\mathcal{R}} \mathbf{t}^* \cdot \mathbf{v} dA + \iiint_{\mathcal{R}} (\mathbf{b}^* - \rho \dot{\mathbf{v}}^*) \cdot \mathbf{v} dV \quad (21)$$

While neither of the above analytical statements can be generally extended to finite elastic deformations, the latter form, which is based on the rate of change of internal energy in the system, rather than the total energy, is more amenable for extension to special problems in finite deformations.

In the present framework, we have limited our attention to a special class of problems, in which $\mathbf{b}^* = \mathbf{b}$, and $\mathbf{t}^* = \mathbf{t} + p\mathbf{n}$. According to our theorem, which is formally stated in the proposition and in eq. (12), this implies that $\mathbf{v}^* = \mathbf{v}$, and $\dot{\mathbf{v}}^* = \dot{\mathbf{v}}$, with $\mathcal{R} = \mathcal{R}^*$. By substituting these identities into the above integral formula, we notice that the volume integrals cancel, and we are left with

$$\iint_{\partial\mathcal{R}} p\mathbf{n} \cdot \mathbf{v} dA = 0 \quad \Leftrightarrow \quad p \iiint_{\mathcal{R}} (\text{div } \mathbf{v}) dV = 0 \quad (22)$$

where we have used the *divergence theorem* to arrive at the equivalent second equality. Finally, we notice that the second equality is identically satisfied for an incompressible material (i.e. if $J \equiv 1$ then $\text{div } \mathbf{v} = 0$). Hence, the reciprocal theorem (21) is identically satisfied.

4. Conclusion

A reciprocal theorem that relates solutions of a specific class of large deformation boundary value problems for incompressible bodies is presented and the complete proof is provided. In essence, the theorem states that the addition of uniform normal pressure to the boundary traction does not change the deformation field solution to the problem and the stress field solution differs only by a uniform hydrostatic component whose magnitude is equal to the magnitude of the added pressure. Although limited to incompressible bodies, this theorem is relevant in various modern applications in mechanics of soft materials where the assumption of incompressibility is frequently employed; some examples that lead to elegant non-trivial conclusions are discussed. Finally, it is shown that the solution fields of the presented theorem identically satisfy the classical Maxwell-Betti theorem. Future work could reveal potential applications of the theorem not identified here. In addition, generalization of the theorem to a broader class of incompressible constitutive response, such as rate dependence or higher-order elasticity theories might be possible and is left for future work.

⁶Recall that in infinitesimal deformations, there is no distinction between the reference and current frames. Hence, $\mathcal{R}^R \equiv (\mathcal{R} = \mathcal{R}^*)$.

⁷Note that for fluids \mathcal{R} corresponds to a control volume that is common to both problems.

Acknowledgements

The authors wish to acknowledge the support of: the Army Research Office, United States of America and Dr. Ralph A. Anthenien, Programme Manager, under award number W911NF-19-1-0275; and the Office of Naval Research, United States of America and Dr. Timothy B. Bentley, Programme Manager, under award number N00014-20-1-2561. The authors are grateful to Rohan Abeyaratne for insightful conversations.

References

- Anand, L., Govindjee, S., 2020. *Continuum Mechanics of Solids*. Oxford University Press.
- Arciola, C. R., Campoccia, D., Montanaro, L., 2018. Implant infections: adhesion, biofilm formation and immune evasion. *Nature Reviews Microbiology* 16 (7), 397–409.
- Ashby, M. F., Blunt, F. J., Bannister, M., 1989. Flow characteristics of highly constrained metal wires. *Acta Metallurgica* 37 (7), 1847–1857.
- Ball, J. M., 1982. Discontinuous equilibrium solutions and cavitation in nonlinear elasticity. *Phil. Trans. R. Soc. Lond. A* 306 (1496), 557–611.
- Barber, J. R., 2002. *Elasticity*. Springer.
- Barney, C. W., Dougan, C. E., McLeod, K. R., Kazemi-Moridani, A., Zheng, Y., Ye, Z., Tiwari, S., Sacligil, I., Riggleman, R. A., Cai, S., et al., 2020. Cavitation in soft matter. *Proceedings of the National Academy of Sciences* 117 (17), 9157–9165.
- Betti, E., 1872. Teoria della elasticita. *II Nuovo Cimento* 7 (1), 69–97.
- Charlton, T., 1960. A historical note on the reciprocal theorem and theory of statically indeterminate frameworks. *Nature* 187 (4733), 231–232.
- Chockalingam, S., Roth, C., Henzel, T., Cohen, T., 2021. Probing local nonlinear viscoelastic properties in soft materials. *Journal of the Mechanics and Physics of Solids* 146, 104172.
- Chopin, J., Vella, D., Boudaoud, A., 2008. The liquid blister test. *Proceedings of the Royal Society A: Mathematical, Physical and Engineering Sciences* 464 (2099), 2887–2906.
- Cohen, T., Chan, C. U., Mahadevan, L., 2018. Competing failure modes in finite adhesive pads. *Soft matter* 14 (10), 1771–1779.
- Cohen, T., Molinari, A., 2015. Dynamic cavitation and relaxation in incompressible nonlinear viscoelastic solids. *International Journal of Solids and Structures* 69, 544–552.
- Daddi-Moussa-Ider, A., Rallabandi, B., Gekle, S., Stone, H. A., 2018. Reciprocal theorem for the prediction of the normal force induced on a particle translating parallel to an elastic membrane. *Physical Review Fluids* 3 (8), 084101.
- Dannenberg, H., 1961. Measurement of adhesion by a blister method. *Journal of Applied Polymer Science* 5 (14), 125–134.

- Estrada, J. B., Barajas, C., Henann, D. L., Johnsen, E., Franck, C., 2018. High strain-rate soft material characterization via inertial cavitation. *Journal of the Mechanics and Physics of Solids* 112, 291–317.
- Fortune, G. T., Oliveira, N. M., Goldstein, R. E., 2021. Biofilm growth under elastic confinement. *arXiv preprint arXiv:2112.02540*.
- Franck, C., 2017. Microcavitation: the key to modeling blast traumatic brain injury? *Concussion* 2 (3), CNC47.
- Garcia, P. D., Garcia, R., 2018. Determination of the elastic moduli of a single cell cultured on a rigid support by force microscopy. *Biophysical journal* 114 (12), 2923–2932.
- Gent, A. N., Lindley, P. B., 1959. Internal rupture of bonded rubber cylinders in tension. *Proc. R. Soc. Lond. A* 249 (1257), 195–205.
- Helmholtz, H. v., 1856. *Handbuch der physiologischen. Optik* Leipzig: Leopold Voss.
- Helmholtz, H. v., 1887. Ueber die physikalische bedeutung des prinicips der kleinsten wirkung. *Journal für die reine und angewandte Mathematik* 100, 137–166.
- Hohlfelder, R. J., Vlassak, J. J., Nix, W. D., Luo, H., Christopher, C. E., 1994. Blister test analysis methods. *MRS Online Proceedings Library* 356 (1), 585–590.
- Horgan, C. O., Polignone, D. A., 1995. Cavitation in nonlinearly elastic solids: a review. *Applied Mechanics Reviews* 48 (8), 471–485.
- Howe, M. S., 1998. *Acoustics of fluid-structure interactions*. Cambridge university press.
- Hutchens, S. B., Fakhouri, S., Crosby, A. J., 2016. Elastic cavitation and fracture via injection. *Soft matter* 12 (9), 2557–2566.
- Jensen, H. M., 1991. The blister test for interface toughness measurement. *Engineering Fracture Mechanics* 40 (3), 475–486.
- Kim, J. Y., Liu, Z., Weon, B. M., Cohen, T., Hui, C.-Y., Dufresne, E. R., Style, R. W., 2020. Extreme cavity expansion in soft solids: Damage without fracture. *Science advances* 6 (13), eaaz0418.
- Knowles, J. K., Jakub, M. T., 1965. Finite dynamic deformations of an incompressible elastic medium containing a spherical cavity. *Archive for Rational Mechanics and Analysis* 18 (5), 367–378.
- Kothari, M., Cohen, T., 2020. Effect of elasticity on phase separation in heterogeneous systems. *Journal of the Mechanics and Physics of Solids* 145, 104153.
- Kothari, M., Lemon, Z., Roth, C., Cohen, T., 2020. Controlled propagation and jamming of a delamination front. *Soft Matter* 16 (43), 9838–9843.
- Lamb, H., 1887. On reciprocal theorems in dynamics. *Proceedings of the London Mathematical Society* 1 (1), 144–151.

- Leal, L., 1980. Particle motions in a viscous fluid. *Annual Review of Fluid Mechanics* 12 (1), 435–476.
- Lefèvre, V., Ravi-Chandar, K., Lopez-Pamies, O., 2015. Cavitation in rubber: an elastic instability or a fracture phenomenon? *International Journal of Fracture* 192 (1), 1–23.
- Li, J., Kothari, M., Chockalingam, S., Henzel, T., Zhang, Q., Li, X., Yan, J., Cohen, T., 2022. Nonlinear inclusion theory with application to the growth and morphogenesis of a confined body. *Journal of the Mechanics and Physics of Solids* 159, 104709.
- Lorentz, H., 1896. A general theorem concerning the motion of a viscous fluid and a few consequences derived from it. *Zittingsverlag Akad. Wet. Amsterdam* 5, 168–175.
- Love, A. E. H., 2013. A treatise on the mathematical theory of elasticity. Cambridge university press.
- Ma, J., Cahill, D. G., Miljkovic, N., 2020. Condensation induced blistering as a measurement technique for the adhesion energy of nanoscale polymer films. *Nano letters* 20 (5), 3918–3924.
- Ma, J., Cha, H., Kim, M.-K., Cahill, D. G., Miljkovic, N., 2019. Condensation induced delamination of nanoscale hydrophobic films. *Advanced Functional Materials* 29 (43), 1905222.
- Managuli, V., Roy, S., 2017. Simultaneous analysis of elastic and nonspecific adhesive properties of thin sample and biological cell considering bottom substrate effect. *Journal of biomechanical engineering* 139 (9).
- Masoud, H., Stone, H. A., 2019. The reciprocal theorem in fluid dynamics and transport phenomena. *Journal of Fluid Mechanics* 879.
- Maxwell, J. C., 1864. On the calculation of the equilibrium and stiffness of frames. *The London, Edinburgh, and Dublin Philosophical Magazine and Journal of Science* 27 (182), 294–299.
- Mijailovic, A. S., Galarza, S., Raayai-Ardakani, S., Birch, N. P., Schiffman, J. D., Crosby, A. J., Cohen, T., Peyton, S. R., Van Vliet, K. J., 2021. Localized characterization of brain tissue mechanical properties by needle induced cavitation rheology and volume controlled cavity expansion. *Journal of the Mechanical Behavior of Biomedical Materials* 114, 104168.
- Milner, M. P., Hutchens, S. B., 2021. Multi-crack formation in soft solids during high rate cavity expansion. *Mechanics of Materials* 154, 103741.
- Milner, M. P., Jin, L., Hutchens, S. B., 2017. Creasing in evaporation-driven cavity collapse. *Soft matter* 13 (38), 6894–6904.
- Poulain, X., Lefevre, V., Lopez-Pamies, O., Ravi-Chandar, K., 2017. Damage in elastomers: nucleation and growth of cavities, micro-cracks, and macro-cracks. *International Journal of Fracture* 205 (1), 1–21.
- Quigley, C. J., Parks, D. M., 1994. The finite deformation field surrounding a mode i plane strain crack in a hyperelastic incompressible material under small-scale nonlinearity. *International journal of fracture* 65 (1), 75–96.

- Raayai-Ardakani, S., Chen, Z., Earl, D. R., Cohen, T., 2019a. Volume-controlled cavity expansion for probing of local elastic properties in soft materials. *Soft matter*.
- Raayai-Ardakani, S., Cohen, T., 2019. Capturing strain stiffening using volume controlled cavity expansion. *Extreme Mechanics Letters* 31, 100536.
- Raayai-Ardakani, S., Earl, D. R., Cohen, T., 2019b. The intimate relationship between cavitation and fracture. *Soft matter* 15 (25), 4999–5005.
- Rayleigh, J., 1878. *Treatise on sound* vol ii.
- Ringoot, E., Roch, T., Molinari, J.-F., Massart, T. J., Cohen, T., 2021. Stick–slip phenomena and schallamach waves captured using reversible cohesive elements. *Journal of the Mechanics and Physics of Solids* 155, 104528.
- Selvadurai, A., 1981. Betti’s reciprocal relationships for the displacements of an elastic infinite space bounded internally by a rigid inclusion. *Journal of Structural Mechanics* 9 (2), 199–210.
- Selvadurai, A., 1982. On the interaction between an elastically embedded rigid inhomogeneity and a laterally placed concentrated force. *Zeitschrift für angewandte Mathematik und Physik ZAMP* 33 (2), 241–250.
- Selvadurai, A., 2000. An application of betti’s reciprocal theorem for the analysis of an inclusion problem. *Engineering analysis with boundary elements* 24 (10), 759–765.
- Shield, R. T., 1967. Load-displacement relations for elastic bodies. *Zeitschrift für angewandte Mathematik und Physik ZAMP* 18 (5), 682–693.
- Style, R. W., Sai, T., Fanelli, N., Ijavi, M., Smith-Mannschott, K., Xu, Q., Wilen, L. A., Dufresne, E. R., 2018. Liquid-liquid phase separation in an elastic network. *Physical Review X* 8 (1), 011028.
- Truesdell, C., 1963. The meaning of betti’s reciprocal theorem. *J. Research of NBS B* 67, 85–86.
- Wahdat, H., Zhang, C., Chan, N., Crosby, A. J., 2022. Pressurized interfacial failure of soft adhesives. *Soft Matter*.
- Yang, J., Cramer, H. C., Franck, C., 2021a. Dynamic rugae strain localizations and instabilities in soft viscoelastic materials during inertial microcavitation. In: Lamberson, L., Mates, S., Eliasson, V. (Eds.), *Dynamic Behavior of Materials, Volume 1*. Springer International Publishing, Cham, pp. 45–49.
- Yang, J., Cramer III, H. C., Franck, C., 2020. Extracting non-linear viscoelastic material properties from violently-collapsing cavitation bubbles. *Extreme Mechanics Letters* 39, 100839.
- Yang, J., Tzoumaka, A., Murakami, K., Johnsen, E., Henann, D. L., Franck, C., Oct 2021b. Predicting complex nonspherical instability shapes of inertial cavitation bubbles in viscoelastic soft matter. *Phys. Rev. E* 104, 045108.

- Yang, S., Bahk, D., Kim, J., Kataruka, A., Dunn, A. C., Hutchens, S. B., 2019. Hydraulic fracture geometry in ultrasoft polymer networks. *International Journal of Fracture* 219 (1), 89–99.
- Zhang, Q., Li, J., Nijjer, J., Lu, H., Kothari, M., Alert, R., Cohen, T., Yan, J., 2021. Morphogenesis and cell ordering in confined bacterial biofilms. *Proceedings of the National Academy of Sciences* 118 (31).
- Zorski, H., 1962. On the equations describing small deformations superposed on finite deformation. *Proc. Int. Sympos. Secondorder Effects*, Haifa.