

Disorder-induced broadening of the spin waves in a triangular-lattice quantum-spin-liquid candidate YbZnGaO_4

Zhen Ma,^{1,2,*} Zhao-Yang Dong,^{3,*} Jinghui Wang,^{2,4} Shuhan Zheng,^{1,2} Kejing Ran,^{2,4} Song Bao,² Zhengwei Cai,² Yanyan Shangguan,² Wei Wang,⁵ M. Boehm,⁶ P. Steffens,⁶ L.-P. Regnault,⁶ Xiao Wang,⁷ Yixi Su,⁷ Shun-Li Yu,^{2,8,†} Jun-Ming Liu,^{2,8} Jian-Xin Li,^{2,8,‡} and Jinsheng Wen^{2,8,§}

¹*Institute for Advanced Materials, Hubei Normal University, Huangshi 435002, China*

²*National Laboratory of Solid State Microstructures and Department of Physics, Nanjing University, Nanjing 210093, China*

³*Department of Applied Physics, Nanjing University of Science and Technology, Nanjing 210094, China*

⁴*School of Physical Science and Technology and ShanghaiTech Laboratory for Topological Physics, ShanghaiTech University, Shanghai 200031, China*

⁵*School of Science, Nanjing University of Posts and Telecommunications, Nanjing 210023, China*

⁶*Institut Laue-Langevin, 71 Avenue des Martyrs, 38042 Grenoble Cedex 9, France*

⁷*Jülich Centre for Neutron Science (JCNS) at Heinz Maier-Leibnitz Zentrum (MLZ), Forschungszentrum Jülich, Lichtenbergstrasse 1, D-85747 Garching, Germany*

⁸*Collaborative Innovation Center of Advanced Microstructures, Nanjing University, Nanjing 210093, China*

Disorder is important in the study of quantum spin liquids, but its role on the spin dynamics remains elusive. Here, we explore the disorder effect by investigating the magnetic-field dependence of the low-energy magnetic excitations in a triangular-lattice frustrated magnet YbZnGaO_4 with inelastic neutron scattering. With an intermediate field of 2.5 T applied along the c -axis, the broad continuum at zero field becomes more smeared both in energy and momentum. With a field up to 10 T, which fully polarizes the magnetic moments, we observe clear spin-wave excitations with a gap of ~ 1.4 meV comparable to the bandwidth. However, the spectra are significantly broadened. The excitation spectra both at zero and high fields can be reproduced by performing classical Monte Carlo simulations which take into account the disorder effect arising from the random site mixing of nonmagnetic Zn^{2+} and Ga^{3+} ions. These results elucidate the critical role of disorder in broadening the magnetic excitation spectra and mimicking the spin-liquid features in frustrated quantum magnets.

I. INTRODUCTION

Quantum spin liquids (QSLs) represent a nontrivial state of matter in which spins are highly correlated but fluctuate quantum mechanically and thus do not form a long-range magnetic order even in the zero-temperature limit^{1–4}. Achieving such a state has been a long-sought goal as they are believed to host fractional excitations and emergent gauge structures that can find applications in quantum computation^{5–7}. Magnetic frustration is an important ingredient for a QSL. Besides the exchange frustration on a single site resulting from anisotropic interactions such as the bond-dependent Kitaev interactions defined on the honeycomb lattice^{8–13}, another prototypical type is the geometrical frustration which describes the situation that magnetic exchange interactions cannot be satisfied simultaneously among different lattice sites due to the geometrical constraint^{1,2,14}. By introducing geometrical frustration into a low-spin (such as $S = 1/2$) system to enhance quantum fluctuations, a static magnetic order is avoided^{1,2,14}. Consequently, materials with effective spin-1/2 on two-dimensional triangular or kagome lattice with strong geometrical frustration are regarded as compelling platforms to host a QSL state^{15–32}. A QSL phase has also been proposed on a square lattice where strongly competing interactions along different exchange paths are present^{33–37}.

Along this line, a triangular-lattice compound YbMgGaO_4 has attracted tremendous attention due to

the possible realization of a gapless QSL state^{38–45}. Various experimental techniques such as heat capacity³⁸, electron spin resonance⁴², and muon spin relaxation (μSR)^{42,46}, show neither signature of long-range magnetic order nor symmetry breaking down to several tens of millikelvin. In particular, a broad continuum of magnetic excitation spectra observed by inelastic neutron scattering (INS) provides strong evidence for a QSL state with fractionalized spinon excitations^{40,41,47}. However, thermal conductivity (κ) study shows that the gapless magnetic excitations do not contribute to κ , challenging the idea of $U(1)$ gapless QSL with itinerant spinons in this material⁴⁸. In a previous study⁴⁹, we replaced the nonmagnetic Mg with Zn, and by overcoming the volatile problem caused by ZnO, we successfully grew large-size high-quality single crystals for an isostructural triangular-lattice compound YbZnGaO_4 . With comprehensive measurements including dc susceptibility, ultralow-temperature specific heat, and INS, we found that the features were consistent with a gapless QSL. On the other hand, our further ultralow-temperature thermal conductivity measurements revealed that there was no linear term contributed by fermions such as spinons. Subsequent ultralow-temperature ac susceptibility measurements captured a broad peak with frequency dependence both in YbMgGaO_4 and YbZnGaO_4 ^{49,50}. Furthermore, nonmagnetic $\text{Mg}^{2+}/\text{Zn}^{2+}$ and Ga^{3+} ions are randomly distributed on the equivalent sites on the triangular lattice with a 1:1 occupancy^{41,49}. Considering

the possible disordered exchange couplings caused by the random charge environment as a result of the site mixing and the small exchange coupling^{41,44}, these results were interpreted as originating from a disorder-induced spin-glass ground state⁴⁹. Theoretical proposals to describe the ground state for these materials are also divergent, including $U(1)$ gapless QSL with a large spinon Fermi surface^{51,52}, stripe-ordered phase^{53–57}, and random-singlet state^{58–60}. By now, there has been no consensus on the exact ground state of YbMgGaO_4 and YbZnGaO_4 . The central issue of this debate is whether the system is susceptible to disorder due to the random distribution of the nonmagnetic ions^{4,12}. Although many efforts have been made to elucidate this point^{41,46–48,50,53,55–59,61–68}, the role of disorder on the spin dynamics is still controversial. Especially, because of the limit on the sample availability for YbZnGaO_4 , research on this compound is rather scarce^{49,68}.

In this work, we carry out INS measurements on single crystals of YbZnGaO_4 under a c -axis magnetic field to examine the field evolution of the magnetic excitations. The magnetization process with magnetic field parallel to the crystalline c -axis is shown in Fig. 1. The magnetization curve increases progressively with field below around 3 T, followed by a smooth transition to a nearly saturated regime above 8 T. As a consequence, a moderate field of 2.5 T redistributes the spectral weight of the broad continuum at zero field in a more uniform fashion in the energy-momentum space. With a field of 10 T, which drives the system into a fully polarized state, we observe clear spin-wave excitations. The excitation spectra are, however, broadened substantially in contrast to well-defined spin waves arising from the clean ferromagnetic state. These features can be simulated by classical Monte Carlo calculations by including the disorder effect resulting from the random mixing of Zn^{2+} and Ga^{3+} ions. These results indicate the presence of significant disorder in YbZnGaO_4 , which plays an important role in the mimicry of the spin-liquid characteristics in frustrated quantum magnetic systems.

II. EXPERIMENTAL DETAILS

High-quality single crystals of YbZnGaO_4 were grown by optical floating-zone technique under high pressure⁴⁹. Crystals with a typical size of $10 \times 3 \times 1.5 \text{ mm}^3$ for a piece are shown in the inset of Fig. 1. The magnetization was measured on a 29.4-mg single crystal with a magnetic field applied along the c -axis in a Quantum Design physical property measurement system (PPMS). INS experiments on the single-crystal sample were carried out on ThALES, a cold triple-axis spectrometer at Institut Laue-Langevin (ILL) at Grenoble, France. In the measurements, we used 9 pieces of single crystals weighed 2.3 g in total, coaligned with a neutron Laue diffractometer NLaue located at Heinz Maier-Leibnitz Zentrum (MLZ) at Garching, Germany. The crystals were

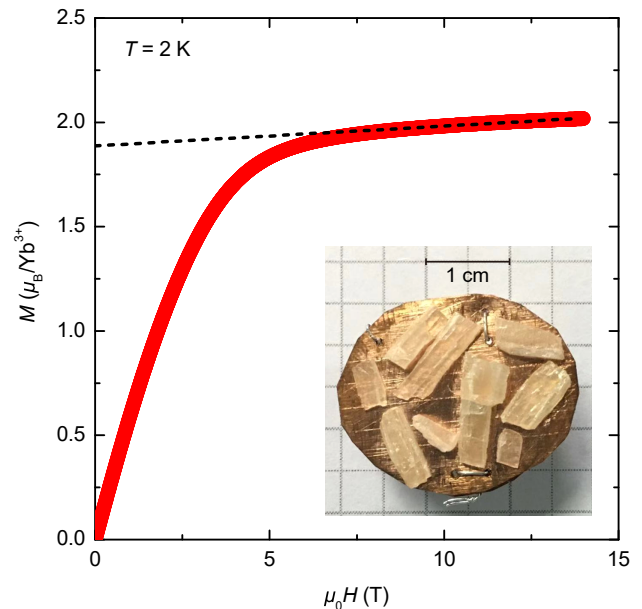


FIG. 1. **Magnetization data for a YbZnGaO_4 single crystal.** Magnetic-field dependence of the magnetization for a YbZnGaO_4 single crystal at $T = 2 \text{ K}$ with a field applied parallel to the c -axis up to 14 T. The dashed line represents a linear fit to the data for $\mu_0 H \geq 8 \text{ T}$. The inset shows a photograph of co-aligned 9 pieces of single crystals glued on a copper plate.

mounted onto a copper sample holder with the c -axis perpendicular to the horizontal plane and glued tightly with CYTOP, so that the $(H, K, 0)$ plane is the scattering plane (see the inset of Fig. 1). The half width at half maximum (HWHM) of the rocking scan through the $(2, 0, 0)$ peak with the incident neutron energy of 16.28 meV was 0.41° , indicating a good coalignment of the single crystals. A dilution refrigerator was equipped, so that it could cool down the sample to 50 mK. We used a fixed-final-energy (E_f) mode with $E_f = 3.5 \text{ meV}$. A Be filter was placed after the sample to reduce high-order neutron contaminations. A double-focusing mode without additional collimators was used for both the monochromator and analyzer. Under such conditions, the energy resolution was about 0.08 meV (HWHM). The wave vector \mathbf{Q} was expressed as (H, K, L) reciprocal lattice unit (r.l.u.) of $(a^*, b^*, c^*) = (4\pi/\sqrt{3}a, 4\pi/\sqrt{3}b, 2\pi/c)$, with $a = 3.414(2) \text{ \AA}$, and $c = 25.140(2) \text{ \AA}$.

III. RESULTS

A. Magnetic-field dependence of the magnetic excitation spectra

We have examined the magnetic-field evolution of the spin excitations and the spectra at 0, 2.5, and 10-T fields with field applied along the c -axis are shown in Fig. 2.

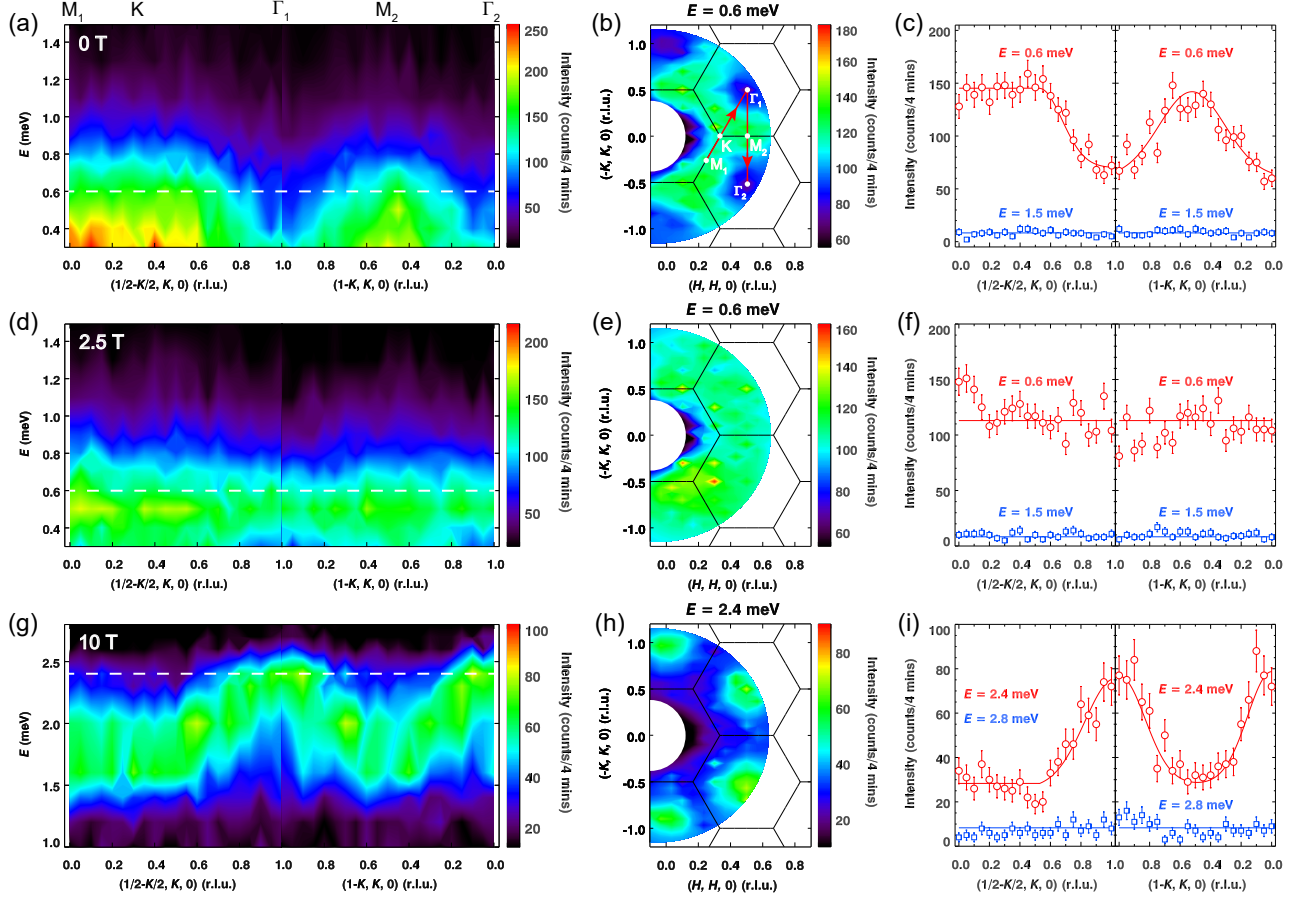


FIG. 2. **Magnetic excitation spectra obtained by INS experiment under different magnetic field strengths at 50 mK.** Magnetic dispersions along high-symmetry directions of M_1 - K - Γ_1 and Γ_1 - M_2 - Γ_2 as illustrated by the arrows in (b) at 0-T (a), 2.5-T (d), and 10-T (g) fields. The dispersions are obtained by plotting together a series of constant-energy scans displayed in (c), (f), and (i), with an energy interval of 0.1 meV. Dashed lines in (a), (d), and (g) indicate constant-energy scans of 0.6, 0.6, and 2.4 meV, respectively. Solid lines in (c), (f), and (i) are guides to the eye. Contour plots of the INS spectra at $E = 0.6$ meV at 0 T (b), 2.5 T (e), and at $E = 2.4$ meV at 10 T (h). The contour maps are obtained by plotting together a series of constant-energy scans along the $[H, 0, 0]$ direction with a step of 0.1 r.l.u. and an interval of 0.1 r.l.u. along the $[0, K, 0]$ direction. Black solid lines represent the Brillouin zone boundaries. Errors represent one standard deviation throughout the paper.

Figure 2(a) displays the dispersions at 0 T along two high-symmetry directions of M_1 - K - Γ_1 and Γ_1 - M_2 - Γ_2 as illustrated in Fig. 2(b). We observe continuous magnetic excitations in contrast to well-defined spin-wave excitations^{11,69}. In Fig. 2(b), we present a contour map with $E = 0.6$ meV at 0 T. Broad diffusive scattering signals along edges of the Brillouin zones are captured. This feature is also completely different from conventional spin-wave excitations whose intensity is mainly concentrated on some specific positions in the reciprocal space^{11,69}. Figure 2(c) shows two constant-energy scans at $E = 0.6$ and 1.5 meV along the same two high-symmetry paths as in Fig. 2(a). At $E = 0.6$ meV, the scattering intensity is distributed along the edges and the intensity at the high-symmetry M and K points is almost identical, but drops steeply at the Γ points. As

for the case of $E = 1.5$ meV, magnetic excitations vanish as can be seen in Fig. 2(c), which represents the upper boundary of magnetic spectra. The broad continuum over the whole energy range measured by INS is consistent with our previous report⁴⁹. However, its origin in YbZnGaO_4 , and similarly in YbMgGaO_4 , is still hotly debated^{40,41,49,53–56,58,67,68}.

To further understand the magnetic spectra at 0 T and reveal the ground state of YbZnGaO_4 , we performed INS investigations at finite fields. Figure 2(d) shows the magnetic dispersions at an intermediate field of 2.5 T that places the sample in the partially-polarized regime. At the first glance the overall continuous excitations captured at 0 T still remains, but some spectral weight around the high-symmetry M and K points shifts to Γ points between 0.4 and 0.7 meV. In Fig. 2(e), we present

a contour map at $E = 0.6$ meV, and the spectral weight spreads almost uniformly over the Brillouin zone. This phenomenon is more clearly exhibited with two Q scans in Fig. 2(f). In our measured paths, the spin excitation intensity is nearly constant everywhere. Compared with the broad continuous spectra at 0 T, a moderate field of 2.5 T makes the spectral weight distribute more uniformly in the energy-momentum space. The results at the intermediate field are similar to earlier results in YbZnGaO_4 (Ref. 68).

From the magnetization data displayed in Fig. 1, we see the compound enters the fully polarized state at 8 T. Therefore, we are able to obtain the magnetic excitation spectra for the ferromagnetic state when performing INS measurements at a field up to 10 T. Magnetic dispersions along the same high-symmetry directions as those at zero and 2.5-T fields are shown in Fig. 2(g). Clear dispersive spin waves are observed, in contrast to the continua shown in Fig. 2(a) and (d). Along M_1 - K - Γ_1 , the dispersion is nearly flat from M_1 to K , and then turns upwards and reaches its maximum at about 2.5 meV. For the direction Γ_1 - M_2 - Γ_2 , the spectra disperse upwards from M_2 and reach the band top at 2.5 meV. A spin gap of ~ 1.4 meV is also clearly observed. Its value is comparable to that of 1.2 meV in YbMgGaO_4 at a 9.5-T field⁴⁷. We also plot a contour map in the fully polarized state at $E = 2.4$ meV in Fig. 2(h). It is nearly approaching the band top of the spin-wave excitations. Compared with the case at zero and 2.5-T fields, the scattering patterns are quite different. Now the spectral weight entirely concentrates around the center of the Brillouin zones, so that the intensity at the Γ points is much larger than that at the M and K points. It is depicted more clearly in Fig. 2(i). From Fig. 2(g)-(i), we can also observe significant broadening of the spin-wave excitation spectra, which is almost comparable to the total bandwidth and well beyond the instrument resolution of 0.08 meV. Similar observations have also been documented in Refs. 41, 47, and 68. Such broadening is unexpected for a clean ferromagnetic state. We believe disorder effect should be mainly responsible for this unusual feature as we discuss below.

B. Monte Carlo simulations

In Ref. 32, we have demonstrated that disorder can induce spin-liquid behaviors in frustrated kagome-lattice compounds $\text{TM}_3\text{Sb}_3\text{Zn}_2\text{O}_{14}$ and $\text{TM}_3\text{Sb}_3\text{Mg}_2\text{O}_{14}$. Particularly, in our previous work on YbZnGaO_4 (Ref. 49), using the linear spin-wave theory, we have pointed out that the spin-liquid-like broad continuous spectra in the material can be well described by an anisotropic spin model with the nearest-neighbor (NN) and next-nearest-neighbor (NNN) exchange interactions after introducing the disorder effect arising from the random mixing of Zn^{2+} and Ga^{3+} into a stripe-ordered phase. Now we also begin with this model and try to reproduce the sig-

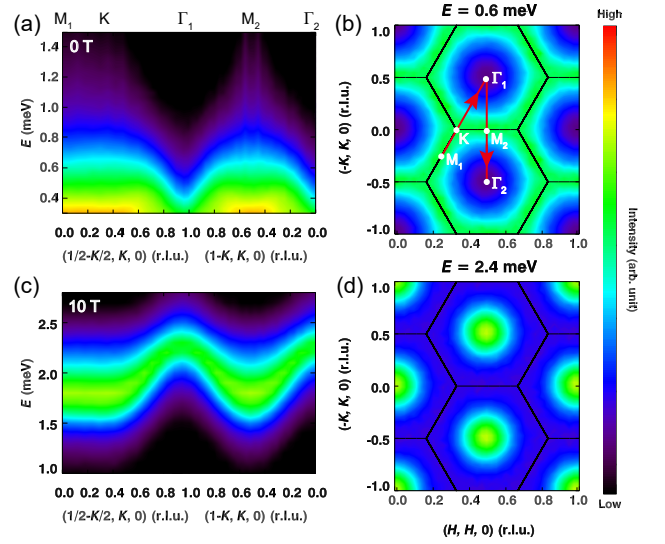


FIG. 3. **Results of Monte Carlo simulations.** Calculated magnetic dispersions along two high-symmetry routes of M_1 - K - Γ_1 and Γ_1 - M_2 - Γ_2 as illustrated by the arrows in (b) at 0-T (a) and 10-T (c) fields. Contour maps of the calculated spectra at $E = 0.6$ meV at 0-T field (b), and $E = 2.4$ meV at 10-T field (d).

nificantly broadened magnetic excitation spectra at 10-T field which already fully polarizes the moments. We realize that the exact ground state for this material is under debate. Therefore, in order not to be biased by selecting the ground state, we use the Monte Carlo method which can calculate the magnetic state self-consistently with disorder and magnetic field to simulate the magnetic excitation spectra^{70–73}, rather than using the linear spin-wave theory that needs to define an exact ground state as the starting point. We consider the anisotropic effective spin-wave model proposed in our previous paper⁴⁹, and obtain the spin Hamiltonian:

$$\begin{aligned}
 H = & \sum_{\langle ij \rangle} [J_{zz} S_i^z S_j^z + J_{\pm} (S_i^+ S_j^- + S_i^- S_j^+)] \\
 & + J_{\pm\pm} (\gamma_{ij} S_i^+ S_j^+ + \gamma_{ij}^* S_i^- S_j^-) \\
 & + \frac{iJ_{z\pm}}{2} (\gamma_{ij}^* S_i^+ S_j^- - \gamma_{ij} S_i^- S_j^+ + \langle i \longleftrightarrow j \rangle) \\
 & + \sum_{\langle\langle ij \rangle\rangle} [J_{2z} S_i^z S_j^z + J_{2\pm} (S_i^+ S_j^- + S_i^- S_j^+)] \\
 & - \sum_i [g_{\perp} (H^x S_i^x + H^y S_i^y) + g_{\parallel} H^z S_i^z], \quad (1)
 \end{aligned}$$

where the phase factor γ_{ij} is 1, $e^{i2\pi/3}$, and $e^{-i2\pi/3}$ for each of the three directions of the triangular lattice. $\langle ij \rangle$ and $\langle\langle ij \rangle\rangle$ indicate the NN and NNN bonds, respectively. Since the external field we applied is parallel to the c -axis, both values of H^x and H^y are equal to zero. To simplify the fittings, some initial constraints are made on the parameters with $J_{z\pm} = 2J_{\pm\pm}$ and $J_2 = 0.1J_1$, based on some reported cases in the literatures^{41,49,53,67}. Herein,

J_2 is anisotropic as that in our previous work, where it was introduced to stabilize the stripe-order ground state⁴⁹. Then the simulating parameters of the Hamiltonian are set to be, $J_{\pm} = 0.66J_{zz}$, $J_{z\pm} = 2J_{\pm\pm} = 0.13J_{zz}$, $J_{2z} = 0.1J_{zz}$, $J_{2\pm} = 0.066J_{zz}$, and $J_{zz} = 0.14$ meV, which are mainly determined by fitting the energies at high-symmetry M, K and Γ points of the spectra at 10 T. For the Landé g factors, we use $g_{\perp} = 3.17(4)$ and $g_{\parallel} = 3.82(2)$ (Ref. 49). As we discuss above, the disorder resulting from the random mixing of the Zn^{2+} and Ga^{3+} is significant in YbZnGaO_4 . Thus we introduce Gaussian-distributed disorder into the exchange interactions and g factors, with $J_{ij} = J(1 + \Delta_{ij})$ and $g_{\parallel i} = g_{\parallel}(1 + \Delta_i)$, where Δ_{ij} and Δ_i satisfy Gaussian distributions. The Gaussian variances are adjusted to simulate the effect of disorder to result in an appropriate broadening of the spectra. During the fitting, a large value of $\Delta_{ij} = 0.5$ is needed to match the experimental results. A too large Δ_i will cause an unstable ground state at 0 T, and it is finally determined to be 0.28 that can well reproduce the broadening features. Totally, there are five free parameters used in fitting the experimental spectra.

To account for the effects of classical fluctuation of disorder, we calculate the ground states by classical Monte Carlo simulations with a standard Metropolis sampling algorithm⁷⁴. Then the transverse dynamical structure factor

$$S(\mathbf{Q}, \omega) = \frac{1}{N} \sum_{ij} e^{i\mathbf{Q}(\mathbf{r}_i - \mathbf{r}_j)} \int_{-\infty}^{\infty} \langle S_i^- S_j^+(t) \rangle e^{-i\omega t} dt, \quad (2)$$

is calculated by Landau-Lifshitz-Gilbert spin dynamics^{75,76}. The disorder is introduced into the dynamics as Langevin equations,

$$\dot{\mathbf{S}}_i = \mathbf{S}_i \times (\mathfrak{F}_i + \mathfrak{F}_i^{\Delta}), \quad \mathfrak{F}_i = -\frac{\partial H_0}{\partial \mathbf{S}_i}, \quad \mathfrak{F}_i^{\Delta} = -\frac{\partial H_{\Delta}}{\partial \mathbf{S}_i}, \quad (3)$$

where H_0 is the Hamiltonian without disorder while H_{Δ} is the disorder term of the Hamiltonian.

The dynamical structure factors are calculated by averaging over 1024 configuration samples on a 32×32 -point lattice with periodic boundary condition at 50 mK, and representative results are convergent, as shown in Fig. 3. We have also tried a smaller system such as a 16×16 lattice with 64 samples. Although the spectra are similar with the results shown in Fig. 3, the calculations are not convergent. For the 16×16 lattice, if we increase the sample size to 256, the calculations are convergent and the results have no visible difference from those in Fig. 3. These results show that the dependence of our calculation results on the lattice size is not obvious. In the whole simulation process, the broadening caused by the disorder is much larger than the instrument resolution of 0.08 meV, and thus the resolution is not considered. To assure the validity of the Monte Carlo simulations, we first calculate the zero-field magnetic excitation spectra and the results are shown in Fig. 3(a)

and (b). It is clear that the broad continuous excitation spectra observed experimentally at zero field as shown in Fig. 2(a) and (b) can be well reproduced by the Monte Carlo simulations. Moreover, the simulations are consistent with our previous calculated results using the linear spin-wave theory by introducing disorder into the stripe order phase⁴⁹, which further strengthens the conclusion that in YbZnGaO_4 disorder plays a significant role in melting the magnetic order. In fact, in our Monte Carlo calculations, before adding disorder, the ground state is also calculated to be a stripe order state, consistent with previous results^{49,53,54}.

With this as the starting point, we perform Monte Carlo calculations at a 10-T field, and the resulted magnetic excitation spectra are shown in Fig. 3(c) and (d). After introducing disorder and a 10-T field into the Hamiltonian, the system evolves self-consistently into a ferromagnetic state. As a consequence, the calculations show clear spin-wave excitations as expected from a magnetic-field-driven ferromagnetic state. The main features of the spectra, including the gap, band bottom, band top, and the shape of the dispersion are all consistent with the experimental data shown in Fig. 2(g). The contour map near the band top shows that the spectra weight is concentrated around the Γ points, which is also fully consistent with the experimental data shown in Fig. 2(h). Most importantly, the noticeable broadenings both in the energy and momentum axes in the experimental data, which are unexpected for a ferromagnetic state, can also be nicely reproduced by the calculations. Obviously, the disorder in the exchange interactions and g factors as discussed above are responsible for this feature, thus emphasizing the important role of disorder even in the fully polarized state in this material.

It is noted that a very recent work reported a phase diagram of YbZnGaO_4 under fields via linear-spin-wave simulations⁶⁸. They started with a disorder-free XXZ model and obtained the parameters somewhat different from ours. In a zero-field phase diagram of the anisotropic $J_1 - J_2$ model, our parameters are deep in the stripe- yz phase, while the parameters in Ref. 68 are also in the stripe- yz phase but close to the 120° -order state. However, in Ref. 68, the calculated spectra with a disorder-free XXZ model were well-defined spin waves dispersing from the M point, distinct from our broad continuous spectra along the boundary of the Brillouin zone as shown in Fig. 3(a) and (b), obtained by Monte Carlo simulations with disorder. Our simulations are in fact consistent with the experimental observations as shown in Fig. 2(a) in our work and in Ref. 68. This strongly indicates the necessity for the inclusion of disorder, supporting our conclusion. In the high-field state, the calculations in Ref. 68 also produced sharp spin waves, without broadening features introduced by disorder in our calculations. Even excluding the broadening effect, the dispersion, especially the positions of the band top and bottom in the fully polarized high-field state in Ref. 68 is also different from ours. The difference is beyond the

scope of the field strength and should be resulting from the two different sets of parameters.

Here, we think it is necessary to clarify some issues about the Monte Carlo simulations: i) With the 10-T experimental spectra, the constraints on the fittings are stronger, yielding more suitable parameters than those of our previous work via linear-spin-wave calculations on the broad continuous data at zero field⁴⁹. ii) Although our theoretical calculations can well reproduce the experimental results of 0 T and 10 T, our classical Monte Carlo simulations ignore the quantum fluctuations of disorder, resulting in a premature polarized state at a weak field, such as 2.5 T. This problem was also found in a very recent work via linear-spin-wave simulations, which also ignored the quantum fluctuations of disorder⁶⁸. iii) We also point out that the magnetic excitations in the experiment at 0 T are roughly twice as intense as those at 10 T, while this information cannot be reproduced quantitatively in the calculations.

IV. DISCUSSIONS

Similar to YbMgGaO₄, YbZnGaO₄ as a highly frustrated triangular-lattice compound exhibits many features mimicking those of a QSL⁴⁹. Especially, the broad continuous excitation spectra such as those shown in Fig. 2(a) and (b) have been taken as a smoking gun for QSLs^{29,40,41,77}. However, as we demonstrate above by Monte Carlo calculations and in our previous work by the linear spin-wave theory⁴⁹, such “continua” can be well reproduced by introducing disorder into the stripe order ground state. More importantly, if there were no disorder, the spin waves in the fully polarized state will be resolution-limited sharp and well defined⁴¹. These results indicate disorder is critical in understanding the magnetic excitation spectra both at zero and high fields, similar to YbMgGaO₄ (Refs. 41 and 43). Given the absence of magnetic thermal conductivity and presence of frequency-dependent ac susceptibility⁴⁹, and the critical role of disorder plays in the underlying physics, we believe YbZnGaO₄ possesses a disorder-induced spin-glass ground state. Such a state can explain all the observations in this material so far, including the absence of static magnetic order, broad continuous magnetic excitation spectra, zero magnetic thermal conductivity, and especially the frequency-dependent freezing peaks in the ac susceptibility⁴⁹.

Taking into account the disorder effect, there are some alternative ground states for YbZnGaO₄ and YbMgGaO₄ as well. For instance, the random-singlet state is a promising candidate^{58–60}. In such a state, two short-range antiparallel spins couple into a singlet. Without disorder, it is a valence-bond solid which breaks the rotational symmetry². By introducing the quenched bond disorder, the valence-bond-solid state is destroyed, and a random-singlet phase with nucleation of topological defects carrying spin-1/2 moments emerges. These

spins can produce an analogous spin-glass freezing phenomenon. Therefore, disordered spin-glass state may be regarded as the classical limit of a random-singlet state. This proposal has many interesting consequences that are consistent with experimental observations. First, with the presence of disorder, the system does not approach magnetic phase transition down to ultralow temperatures. Second, when simulating the dynamical structure factor, the continuum-like spectra along edges of the Brillouin zones observed in INS experiments are also reproduced⁵⁸. Third, besides the INS results, this proposal also properly interprets the power-law behavior of the specific heat⁵⁸. Finally, the system can freeze into a spin glass as well in some cases, consistent with the ac susceptibility measurements^{49,50}.

For the sake of completeness, we wish to discuss several unusual features especially in YbMgGaO₄ that may be at odds with aforementioned scenarios. First is the observation of persistent spin dynamics and absence of spin freezing in the μ SR experiments on YbMgGaO₄ (Refs. 42 and 46), which contradicts with the ac susceptibility on both YbMgGaO₄ and YbZnGaO₄ (Refs. 49 and 50). One possible explanation will be that these two techniques probe different time windows of the spin dynamics, and the former and latter are sensitive to fast and slow spin fluctuations, respectively¹². Second, ultralow-temperature dc susceptibility measured with a Faraday force magnetometer does not reveal a bifurcation between the zero-field-cooling and field-cooling curves at the freezing temperature as expected for a spin glass, although there is a clear kink around the freezing temperature^{45,49}. Third, and probably most interestingly, is a very recent thermal conductivity measurement on YbMgGaO₄ (Ref. 50). It shows zero residual term for κ measured along the c -axis, consistent with previous conclusions on YbMgGaO₄ and YbZnGaO₄ (Refs. 48–50). On the other hand, κ_a/T (κ_a is the thermal conductivity along the a -axis) shows a finite linear term of $\kappa_{a0}/T = 0.0058$ or $0.0016 \text{ W m}^{-1} \text{ K}^2$ depending on the fitting range, indicative of the survival of magnetic excitations with mean-free path a few times of the spin-spin distance, even in the presence of disorder in this material⁵⁰. This is in contrast to earlier reports where the in-plane κ_0/T is essentially zero for both materials^{48,49}. While the discrepancy between these experiments is unclear at this time and remains to be resolved, disorder is considered to be responsible for suppressing the magnetic thermal conductivity in Ref. 50 as well. These results indicate that the spin-glass ground state in these materials is rather unusual and complex, and should deserve further investigations both from theory and experiment. The bottom line for these discussions, is perhaps that disorder is an important ingredient in the underlying physics and any proposed ground state should take it into account.

V. SUMMARY

To summarize, we have performed INS measurements on high-quality YbZnGaO_4 single crystals under a c -axis magnetic field to examine the field evolution of the magnetic excitations. A moderate field of 2.5 T redistributes the spectral weight of the broad continuum at zero field in a more uniform fashion in the energy-momentum space. When applying a field up to 10 T which drives the system into a ferromagnetic state, we observe clear spin-wave excitations with a gap of ~ 1.4 meV. However, different from the sharp and well-defined spin waves expected for the ferromagnetic state, the spectra exhibit strong broadening in energy and momentum. By considering the disorder effect, our classical Monte Carlo simulations can reproduce not only the continuous spectra at zero field, but also the broad ferromagnetic spin waves at 10-T field. These results demonstrate that disorder is an important parameter in shaping the spin dynamics as well as in governing the ground state in frustrated quantum magnetic systems.

VI. ACKNOWLEDGEMENTS

The work was supported by National Key Projects for Research and Development of China with Grant

No. 2021YFA1400400, the National Natural Science Foundation of China with Grant Nos. 11822405, 12074174, 12074175, 11774152, 11904170, 12004251, 12004249, and 12004191, Natural Science Foundation of Jiangsu Province with Grant Nos. BK20180006, BK20190436, and BK20200738, Hubei Provincial Natural Science Foundation of China with Grant No. 2021CFB238, Shanghai Sailing Program with Grant Nos. 21YF1429200 and 20YF1430600, Fundamental Research Funds for the Central Universities with Grant No. 020414380183, and the Office of International Cooperation and Exchanges of Nanjing University. We would like to thank MLZ for allowing us to use the neutron Laue diffractometer NLaue for the coalignment of the YbZnGaO_4 single crystals. We thank ILL for allowing our access to the neutron-scattering facility through Proposal No. 4-05-680 (Ref. 78), and the support from the Sample Environment Group for setting up the dilution refrigerator on ThALES. Z.M. thanks Beijing National Laboratory for Condensed Matter Physics for funding support.

* These authors contributed equally to this work.

† slyu@nju.edu.cn

‡ jxli@nju.edu.cn

§ jwen@nju.edu.cn

¹ P.W. Anderson, “Resonating valence bonds: A new kind of insulator?” *Mater. Res. Bull.* **8**, 153 (1973).

² Leon Balents, “Spin liquids in frustrated magnets,” *Nature* **464**, 199 (2010).

³ Yi Zhou, Kazushi Kanoda, and Tai-Kai Ng, “Quantum spin liquid states,” *Rev. Mod. Phys.* **89**, 025003 (2017).

⁴ C. Broholm, R. J. Cava, S. A. Kivelson, D. G. Nocera, M. R. Norman, and T. Senthil, “Quantum spin liquids,” *Science* **367**, eaay0668 (2020).

⁵ A. Yu. Kitaev, “Fault-tolerant quantum computation by anyons,” *Ann. Phys.* **303**, 2 (2003).

⁶ Maissam Barkeshli, Erez Berg, and Steven Kivelson, “Coherent transmutation of electrons into fractionalized anyons,” *Science* **346**, 722 (2014).

⁷ Lucile Savary and Leon Balents, “Quantum spin liquids: a review,” *Rep. Pro. Phys.* **80**, 016502 (2017).

⁸ Alexei Kitaev, “Anyons in an exactly solved model and beyond,” *Ann. Phys.* **321**, 2 (2006).

⁹ G. Jackeli and G. Khaliullin, “Mott Insulators in the Strong Spin-Orbit Coupling Limit: From Heisenberg to a Quantum Compass and Kitaev Models,” *Phys. Rev. Lett.* **102**, 017205 (2009).

¹⁰ Stephen M Winter, Alexander A Tsirlin, Maria Daghofer, Jeroen van den Brink, Yogesh Singh, Philipp Gegenwart, and Roser Valent, “Models and materials for generalized Kitaev magnetism,” *J. Phys. Condens. Matter* **29**, 493002

(2017).

¹¹ Kejing Ran, Jinghui Wang, Wei Wang, Zhao-Yang Dong, Xiao Ren, Song Bao, Shichao Li, Zhen Ma, Yuan Gan, Youtian Zhang, J. T. Park, Guochu Deng, S. Danilkin, Shun-Li Yu, Jian-Xin Li, and Jinsheng Wen, “Spin-Wave Excitations Evidencing the Kitaev Interaction in Single Crystalline $\alpha\text{-RuCl}_3$,” *Phys. Rev. Lett.* **118**, 107203 (2017).

¹² Jinsheng Wen, Shun-Li Yu, Shiyang Li, Weiqiang Yu, and Jian-Xin Li, “Experimental identification of quantum spin liquids,” *npj Quant. Mater.* **4**, 12 (2019).

¹³ Hidenori Takagi, Tomohiro Takayama, George Jackeli, Giniyat Khaliullin, and Stephen E. Nagler, “Concept and realization of Kitaev quantum spin liquids,” *Nat. Rev. Phys.* **1**, 264 (2019).

¹⁴ A. P. Ramirez, “Strongly Geometrically Frustrated Magnets,” *Annu. Rev. Mater. Sci.* **24**, 453 (1994).

¹⁵ Y. Shimizu, K. Miyagawa, K. Kanoda, M. Maesato, and G. Saito, “Spin Liquid State in an Organic Mott Insulator with a Triangular Lattice,” *Phys. Rev. Lett.* **91**, 107001 (2003).

¹⁶ Y. Kurosaki, Y. Shimizu, K. Miyagawa, K. Kanoda, and G. Saito, “Mott Transition from a Spin Liquid to a Fermi Liquid in the Spin-Frustrated Organic Conductor $\kappa\text{-(ET)}_2\text{Cu}_2(\text{CN})_3$,” *Phys. Rev. Lett.* **95**, 177001 (2005).

¹⁷ Satoshi Yamashita, Yasuhiro Nakazawa, Masaharu Oguni, Yugo Oshima, Hiroyuki Nojiri, Yasuhiro Shimizu, Kazuya Miyagawa, and Kazushi Kanoda, “Thermodynamic properties of a spin-1/2 spin-liquid state in a κ -type organic salt,” *Nat. Phys.* **4**, 459 (2008).

- ¹⁸ Minoru Yamashita, Norihito Nakata, Yuichi Kasahara, Takahiko Sasaki, Naoki Yoneyama, Norio Kobayashi, Satoshi Fujimoto, Takasada Shibauchi, and Yuji Matsuda, “Thermal-transport measurements in a quantum spin-liquid state of the frustrated triangular magnet κ -(BEDT-TTF)₂Cu₂(CN)₃,” *Nat. Phys.* **5**, 44 (2009).
- ¹⁹ Tetsuya Furukawa, Kazuhiko Kobashi, Yosuke Kurosaki, Kazuya Miyagawa, and Kazushi Kanoda, “Quasi-continuous transition from a Fermi liquid to a spin liquid in κ -(ET)₂Cu₂(CN)₃,” *Nat. Commun.* **9**, 307 (2018).
- ²⁰ T. Itou, A. Oyamada, S. Maegawa, and R. Kato, “Instability of a quantum spin liquid in an organic triangular-lattice antiferromagnet,” *Nat. Phys.* **6**, 673 (2010).
- ²¹ Minoru Yamashita, Norihito Nakata, Yoshinori Senshu, Masaki Nagata, Hiroshi M. Yamamoto, Reizo Kato, Takasada Shibauchi, and Yuji Matsuda, “Highly Mobile Gapless Excitations in a Two-Dimensional Candidate Quantum Spin Liquid,” *Science* **328**, 1246 (2010).
- ²² Satoshi Yamashita, Takashi Yamamoto, Yasuhiro Nakazawa, Masafumi Tamura, and Reizo Kato, “Gapless spin liquid of an organic triangular compound evidenced by thermodynamic measurements,” *Nat. Commun.* **2**, 275 (2011).
- ²³ Weiwei Liu, Zheng Zhang, Jianting Ji, Yixuan Liu, Jianshu Li, Xiaoqun Wang, Hechang Lei, Gang Chen, and Qingming Zhang, “Rare-Earth Chalcogenides: A Large Family of Triangular Lattice Spin Liquid Candidates,” *Chin. Phys. Lett.* **35**, 117501 (2018).
- ²⁴ M. Baenitz, Ph. Schlender, J. Sichelschmidt, Y. A. Onyukienko, Z. Zangeneh, K. M. Ranjith, R. Sarkar, L. Hozoi, H. C. Walker, J.-C. Orain, H. Yasuoka, J. van den Brink, H. H. Klauss, D. S. Inosov, and Th. Doert, “NaYbS₂: A planar spin- $\frac{1}{2}$ triangular-lattice magnet and putative spin liquid,” *Phys. Rev. B* **98**, 220409 (2018).
- ²⁵ Mitchell M. Bordelon, Eric Kenney, Chunxiao Liu, Tom Hogan, Lorenzo Posthuma, Marzieh Kavand, Yuanqi Lyu, Mark Sherwin, N. P. Butch, Craig Brown, M. J. Graf, Leon Balents, and Stephen D. Wilson, “Field-tunable quantum disordered ground state in the triangular lattice antiferromagnet NaYbO₂,” *Nat. Phys.* **15**, 1058 (2019).
- ²⁶ Lei Ding, Pascal Manuel, Sebastian Bachus, Franziska Gr  bler, Philipp Gegenwart, John Singleton, Roger D. Johnson, Helen C. Walker, Devashibhai T. Adroja, Adrian D. Hillier, and Alexander A. Tsirlin, “Gapless spin-liquid state in the structurally disorder-free triangular antiferromagnet NaYbO₂,” *Phys. Rev. B* **100**, 144432 (2019).
- ²⁷ R. Sarkar, Ph. Schlender, V. Grinenko, E. Haeussler, Peter J. Baker, Th. Doert, and H.-H. Klauss, “Quantum spin liquid ground state in the disorder free triangular lattice NaYbS₂,” *Phys. Rev. B* **100**, 241116 (2019).
- ²⁸ J. S. Helton, K. Matan, M. P. Shores, E. A. Nytko, B. M. Bartlett, Y. Yoshida, Y. Takano, A. Suslov, Y. Qiu, J. H. Chung, D. G. Nocera, and Y. S. Lee, “Spin Dynamics of the Spin-1/2 Kagome Lattice Antiferromagnet ZnCu₃(OH)₆Cl₂,” *Phys. Rev. Lett.* **98**, 107204 (2007).
- ²⁹ Tian-Heng Han, Joel S. Helton, Shaoyan Chu, Daniel G. Nocera, Jose A. Rodriguez-Rivera, Collin Broholm, and Young S. Lee, “Fractionalized excitations in the spin-liquid state of a kagome-lattice antiferromagnet,” *Nature* **492**, 406 (2012).
- ³⁰ M. R. Norman, “*Colloquium* : Herbertsmithite and the search for the quantum spin liquid,” *Rev. Mod. Phys.* **88**, 041002 (2016).
- ³¹ Zili Feng, Zheng Li, Xin Meng, Wei Yi, Yuan Wei, Jun Zhang, Yan-Cheng Wang, Wei Jiang, Shiyang Liu, Zheng Li, Feng Liu, Jianlin Luo, Shiliang Li, Guo-qing Zheng, Zi Yang Meng, Jia-Wei Mei Mei, and Youguo Shi, “Gapped Spin-1/2 Spinon Excitations in a New Kagome Quantum Spin Liquid Compound Cu₃Zn(OH)₆FBr,” *Chin. Phys. Lett.* **34**, 077502 (2017).
- ³² Zhen Ma, Zhao-Yang Dong, Si Wu, Yinghao Zhu, Song Bao, Zhengwei Cai, Wei Wang, Yanyan Shangguan, Jinghui Wang, Kejing Ran, Dehong Yu, Guochu Deng, Richard A. Mole, Hai-Feng Li, Shun-Li Yu, Jian-Xin Li, and Jinsheng Wen, “Disorder-induced spin-liquid-like behavior in kagome-lattice compounds,” *Phys. Rev. B* **102**, 224415 (2020).
- ³³ Wen-Yuan Liu, Shaojun Dong, Chao Wang, Yongjian Han, Hong An, Guang-Can Guo, and Lixin He, “Gapless spin liquid ground state of the spin- $\frac{1}{2}$ $J_1 - J_2$ Heisenberg model on square lattices,” *Phys. Rev. B* **98**, 241109 (2018).
- ³⁴ O. Mustonen, S. Vasala, E. Sadrollahi, K. P. Schmidt, C. Baines, H. C. Walker, I. Terasaki, F. J. Litterst, E. Baggio-Saitovitch, and M. Karppinen, “Spin-liquid-like state in a spin-1/2 square-lattice antiferromagnet perovskite induced by $d^{10} - d^0$ cation mixing,” *Nat. Commun.* **9**, 1085 (2018).
- ³⁵ Ling Wang and Anders W. Sandvik, “Critical Level Crossings and Gapless Spin Liquid in the Square-Lattice Spin-1/2 $J_1 - J_2$ Heisenberg Antiferromagnet,” *Phys. Rev. Lett.* **121**, 107202 (2018).
- ³⁶ Shun-Li Yu, Wei Wang, Zhao-Yang Dong, Zi-Jian Yao, and Jian-Xin Li, “Deconfinement of spinons in frustrated spin systems: Spectral perspective,” *Phys. Rev. B* **98**, 134410 (2018).
- ³⁷ Francesco Ferrari and Federico Becca, “Gapless spin liquid and valence-bond solid in the $J_1 - J_2$ Heisenberg model on the square lattice: Insights from singlet and triplet excitations,” *Phys. Rev. B* **102**, 014417 (2020).
- ³⁸ Yuesheng Li, Haijun Liao, Zhen Zhang, Shiyang Li, Feng Jin, Langsheng Ling, Lei Zhang, Youming Zou, Li Pi, Zhaorong Yang, Junfeng Wang, Zhonghua Wu, and Qingming Zhang, “Gapless quantum spin liquid ground state in the two-dimensional spin-1/2 triangular antiferromagnet YbMgGaO₄,” *Sci. Rep.* **5**, 16419 (2015).
- ³⁹ Yuesheng Li, Gang Chen, Wei Tong, Li Pi, Juanjuan Liu, Zhaorong Yang, Xiaoqun Wang, and Qingming Zhang, “Rare-Earth Triangular Lattice Spin Liquid: A Single-Crystal Study of YbMgGaO₄,” *Phys. Rev. Lett.* **115**, 167203 (2015).
- ⁴⁰ Yao Shen, Yao-Dong Li, Hongliang Wo, Yuesheng Li, Shoudong Shen, Bingying Pan, Qisi Wang, H. C. Walker, P. Steffens, M. Boehm, Yiqing Hao, D. L. Quintero-Castro, L. W. Harriger, M. D. Frontzek, Lijie Hao, Siqin Meng, Qingming Zhang, Gang Chen, and Jun Zhao, “Evidence for a spinon Fermi surface in a triangular-lattice quantum-spin-liquid candidate,” *Nature* **540**, 559 (2016).
- ⁴¹ Joseph A. M. Paddison, Marcus Daum, Zhiling Dun, Georg Ehlers, Yaohua Liu, Matthew B. Stone, Haidong Zhou, and Martin Mourigal, “Continuous excitations of the triangular-lattice quantum spin liquid YbMgGaO₄,” *Nat. Phys.* **13**, 117 (2017).
- ⁴² Yuesheng Li, Devashibhai Adroja, Pabitra K. Biswas, Peter J. Baker, Qian Zhang, Juanjuan Liu, Alexander A. Tsirlin, Philipp Gegenwart, and Qingming Zhang, “Muon Spin Relaxation Evidence for the U(1) Quantum Spin-Liquid Ground State in the Triangular Antiferromagnet

- YbMgGaO₄,” Phys. Rev. Lett. **117**, 097201 (2016).
- ⁴³ Yuesheng Li, Devashibhai Adroja, Robert I. Bewley, David Voneshen, Alexander A. Tsirlin, Philipp Gegenwart, and Qingming Zhang, “Crystalline Electric-Field Randomness in the Triangular Lattice Spin-Liquid YbMgGaO₄,” Phys. Rev. Lett. **118**, 107202 (2017).
 - ⁴⁴ Yuesheng Li, Devashibhai Adroja, David Voneshen, Robert I. Bewley, Qingming Zhang, Alexander A. Tsirlin, and Philipp Gegenwart, “Nearest-neighbour resonating valence bonds in YbMgGaO₄,” Nat. Commun. **8**, 15814 (2017).
 - ⁴⁵ Yuesheng Li, Sebastian Bachus, Benqiong Liu, Igor Radeletskyi, Alexandre Bertin, Astrid Schneidewind, Yoshifumi Tokiwa, Alexander A. Tsirlin, and Philipp Gegenwart, “Rearrangement of Uncorrelated Valence Bonds Evidenced by Low-Energy Spin Excitations in YbMgGaO₄,” Phys. Rev. Lett. **122**, 137201 (2019).
 - ⁴⁶ Zhaofeng Ding, Zihao Zhu, Jian Zhang, Cheng Tan, Yanxing Yang, Douglas E. MacLaughlin, and Lei Shu, “Persistent spin dynamics and absence of spin freezing in the H - T phase diagram of the two-dimensional triangular antiferromagnet YbMgGaO₄,” Phys. Rev. B **102**, 014428 (2020).
 - ⁴⁷ Yao Shen, Yao-Dong Li, H. C. Walker, P. Steffens, M. Boehm, Xiaowen Zhang, Shoudong Shen, Hongliang Wo, Gang Chen, and Jun Zhao, “Fractionalized excitations in the partially magnetized spin liquid candidate YbMgGaO₄,” Nat. Commun. **9**, 4138 (2018).
 - ⁴⁸ Y. Xu, J. Zhang, Y. S. Li, Y. J. Yu, X. C. Hong, Q. M. Zhang, and S. Y. Li, “Absence of Magnetic Thermal Conductivity in the Quantum Spin-Liquid Candidate YbMgGaO₄,” Phys. Rev. Lett. **117**, 267202 (2016).
 - ⁴⁹ Zhen Ma, Jinghui Wang, Zhao-Yang Dong, Jun Zhang, Shichao Li, Shu-Han Zheng, Yunjie Yu, Wei Wang, Liqiang Che, Kejing Ran, Song Bao, Zhengwei Cai, P. Čermák, A. Schneidewind, S. Yano, J. S. Gardner, Xin Lu, Shun-Li Yu, Jun-Ming Liu, Shiyun Li, Jian-Xin Li, and Jinsheng Wen, “Spin-Glass Ground State in a Triangular-Lattice Compound YbZnGaO₄,” Phys. Rev. Lett. **120**, 087201 (2018).
 - ⁵⁰ X. Rao, G. Hussain, Q. Huang, W. J. Chu, N. Li, X. Zhao, Z. Dun, E. S. Choi, T. Asaba, L. Chen, L. Li, X. Y. Yue, N. N. Wang, J. G. Cheng, Y. H. Gao, Y. Shen, J. Zhao, G. Chen, H. D. Zhou, and X. F. Sun, “Survival of itinerant excitations and quantum spin state transitions in YbMgGaO₄ with chemical disorder,” Nat. Commun. **12**, 4949 (2021).
 - ⁵¹ Yao-Dong Li, Yuan-Ming Lu, and Gang Chen, “Spinon Fermi surface $U(1)$ spin liquid in the spin-orbit-coupled triangular-lattice Mott insulator YbMgGaO₄,” Phys. Rev. B **96**, 054445 (2017).
 - ⁵² Yao-Dong Li and Gang Chen, “Detecting spin fractionalization in a spinon Fermi surface spin liquid,” Phys. Rev. B **96**, 075105 (2017).
 - ⁵³ Zhenyue Zhu, P. A. Maksimov, Steven R. White, and A. L. Chernyshev, “Disorder-Induced Mimicry of a Spin Liquid in YbMgGaO₄,” Phys. Rev. Lett. **119**, 157201 (2017).
 - ⁵⁴ Qiang Luo, Shijie Hu, Bin Xi, Jize Zhao, and Xiaoqun Wang, “Ground-state phase diagram of an anisotropic spin- $\frac{1}{2}$ model on the triangular lattice,” Phys. Rev. B **95**, 165110 (2017).
 - ⁵⁵ Edward Parker and Leon Balents, “Finite-temperature behavior of a classical spin-orbit-coupled model for YbMgGaO₄ with and without bond disorder,” Phys. Rev. B **97**, 184413 (2018).
 - ⁵⁶ P. A. Maksimov, Zhenyue Zhu, Steven R. White, and A. L. Chernyshev, “Anisotropic-Exchange Magnets on a Triangular Lattice: Spin Waves, Accidental Degeneracies, and Dual Spin Liquids,” Phys. Rev. X **9**, 021017 (2019).
 - ⁵⁷ Shaozhi Li, “Magnetic field induced phase transitions of the triangular spin model,” Phys. Rev. B **103**, 104421 (2021).
 - ⁵⁸ Itamar Kimchi, Adam Nahum, and T. Senthil, “Valence Bonds in Random Quantum Magnets: Theory and Application to YbMgGaO₄,” Phys. Rev. X **8**, 031028 (2018).
 - ⁵⁹ Muwei Wu, Dao-Xin Yao, and Han-Qing Wu, “Exact diagonalization study of the anisotropic Heisenberg model related to YbMgGaO₄,” Phys. Rev. B **103**, 205122 (2021).
 - ⁶⁰ Itamar Kimchi, John P. Sheckelton, Tyrel M. McQueen, and Patrick A. Lee, “Scaling and data collapse from local moments in frustrated disordered quantum spin systems,” Nat. Commun. **9**, 4367 (2018).
 - ⁶¹ Sándor Tóth, Katharina Rolfs, Andrew R. Wildes, and Christian Rüegg, “Strong exchange anisotropy in YbMgGaO₄,” arXiv:1705.05699 (2017).
 - ⁶² Yao-Dong Li, Yao Shen, Yuesheng Li, Jun Zhao, and Gang Chen, “Effect of spin-orbit coupling on the effective-spin correlation in YbMgGaO₄,” Phys. Rev. B **97**, 125105 (2018).
 - ⁶³ Zhenyue Zhu, P. A. Maksimov, Steven R. White, and A. L. Chernyshev, “Topography of Spin Liquids on a Triangular Lattice,” Phys. Rev. Lett. **120**, 207203 (2018).
 - ⁶⁴ Xinshu Zhang, Fahad Mahmood, Marcus Daum, Zhiling Dun, Joseph A. M. Paddison, Nicholas J. Laurita, Tao Hong, Haidong Zhou, N. P. Armitage, and Martin Mourigal, “Hierarchy of Exchange Interactions in the Triangular-Lattice Spin Liquid YbMgGaO₄,” Phys. Rev. X **8**, 031001 (2018).
 - ⁶⁵ Sebastian Bachus, Ilia A. Iakovlev, Yuesheng Li, Andreas Wörl, Yoshifumi Tokiwa, Langsheng Ling, Qingming Zhang, Vladimir V. Mazurenko, Philipp Gegenwart, and Alexander A. Tsirlin, “Field evolution of the spin-liquid candidate YbMgGaO₄,” Phys. Rev. B **102**, 104433 (2020).
 - ⁶⁶ Mayukh Majumder, Gediminas Simutis, Ines E. Collings, Jean-Christophe Orain, Tusharkanti Dey, Yuesheng Li, Philipp Gegenwart, and Alexander A. Tsirlin, “Persistent spin dynamics in the pressurized spin-liquid candidate YbMgGaO₄,” Phys. Rev. Res. **2**, 023191 (2020).
 - ⁶⁷ William Steinhardt, Zhenzhong Shi, Anjana Samarakoon, Sachith Dissanayake, David Graf, Yaohua Liu, Wei Zhu, Casey Marjerrison, Cristian D. Batista, and Sara Haravifard, “Constraining the parameter space of a quantum spin liquid candidate in applied field with iterative optimization,” Phys. Rev. Res. **3**, 033050 (2021).
 - ⁶⁸ William Steinhardt, P. A. Maksimov, Sachith Dissanayake, Zhenzhong Shi, Nicholas P. Butch, David Graf, Andrey Podlesnyak, Yaohua Liu, Yang Zhao, Guangyong Xu, Jeffrey W. Lynn, Casey Marjerrison, A. L. Chernyshev, and Sara Haravifard, “Phase diagram of YbZnGaO₄ in applied magnetic field,” npj Quant. Mater. **6**, 78 (2021).
 - ⁶⁹ M. Mena, R. S. Perry, T. G. Perring, M. D. Le, S. Guerrero, M. Storni, D. T. Adroja, Ch. Rüegg, and D. F. McMorrow, “Spin-Wave Spectrum of the Quantum Ferromagnet on the Pyrochlore Lattice Lu₂V₂O₇,” Phys. Rev. Lett. **113**, 047202 (2014).
 - ⁷⁰ M. E. J. Newman and G. T. Barkema, *Monte Carlo methods in statistical physics* (Clarendon Press, Oxford, 1999).

- ⁷¹ Kurt Binder, *Monte Carlo Methods in Statistical Physics* (Springer, Berlin, Heidelberg, 1986).
- ⁷² G. Sala, M.J. Gutmann, D. Prabhakaran, D. Pomaranski, C. Mitchelitis, J.B. Kycia, D.G. Porter, C. Castelnovo, and J.P. Goff, "Vacancy defects and monopole dynamics in oxygen-deficient pyrochlores," *Nat. Mater.* **13**, 488 (2014).
- ⁷³ D.F. Bowman, E. Cemal, T. Lehner, A.R. Wildes, L. Mangin-Thro, G.J. Nilsen, M.J. Gutmann, D.J. Voneshen, D. Prabhakaran, A.T. Boothroyd, D.G. Porter, C. Castelnovo, K. Refson, and J.P. Goff, "Role of defects in determining the magnetic ground state of ytterbium titanate," *Nat. Commun.* **10**, 637 (2019).
- ⁷⁴ Nicholas Metropolis, Arianna W. Rosenbluth, Marshall N. Rosenbluth, Augusta H. Teller, and Edward Teller, "Equation of State Calculations by Fast Computing Machines," *J. Chem. Phys.* **21**, 1087 (1953).
- ⁷⁵ T.L. Gilbert, *Illinois Institute of Technology*, Ph.D. Thesis, Chicago (1956).
- ⁷⁶ T.L. Gilbert, "A phenomenological theory of damping in ferromagnetic materials," *IEEE Trans. Magn.* **40**, 3443 (2004).
- ⁷⁷ Christian Balz, Bella Lake, Johannes Reuther, Hubertus Luetkens, Rico Schonemann, Thomas Herrmannsdorfer, Yogesh Singh, A. T. M. Nazmul Islam, Elisa M. Wheeler, Jose A. Rodriguez-Rivera, Tatiana Guidi, Giovanna G. Simeoni, Chris Baines, and Hanjo Ryll, "Physical realization of a quantum spin liquid based on a complex frustration mechanism," *Nat. Phys.* **12**, 942 (2016).
- ⁷⁸ Zhen Ma, Martin Boehm, Louis Pierre Regnault, Yixi Su, and Xiao Wang, "Unveiling the nature of the quantum-spin-liquid behaviors in YbZnGaO₄," (2018).