

Chirped Elliptic Waves: Coupled Helmholtz Equations

Naresh Saha¹, Barnana Roy²

Physics & Applied Mathematics Unit,

Indian Statistical Institute,

Kolkata - 700 108, India.

Avinash Khare³

Department of Physics,

Savitribai Phule Pune University,

Pune - 411007, India.

Abstract

Exact chirped elliptic wave solutions are obtained within the framework of coupled cubic nonlinear Helmholtz equations in the presence of non-Kerr nonlinearity like self steepening and self frequency shift. It is shown that, for a particular combination of the self steepening and the self frequency shift parameters, the associated nontrivial phase gives rise to chirp reversal across the solitary wave profile. But a different combination of non-Kerr terms leads to chirping but no chirp reversal. The effect of nonparaxial parameter on physical quantities such as intensity, speed and pulse-width of the elliptic waves is studied too. It is found that the speed of the solitary wave can be tuned by altering the nonparaxial parameter. Stable propagation of these nonparaxial elliptic waves is achieved by an appropriate choice of parameters.

¹e-mail : naresh_r@isical.ac.in,

²e-mail : taturroy@gmail.com

³e-mail : avinashkhare45@gmail.com

1 Introduction

Recently, there has been a lot of interest in the study of nonparaxial beam (pulse) propagation in optical waveguide (fiber) modeled by scalar (or vector) nonlinear Helmholtz (NLH) equation with Kerr like nonlinearities along with spatial dispersion arising from the breakdown of paraxial approximation also called slowly varying envelope approximation (SVEA). Paraxial approximation holds when the width of optical beam (pulse) of sufficiently low intensity is broader than the carrier wavelength and also when the beam (pulse) propagates along (or at negligible angle) with respect to the reference axis. If the beam (pulse) fails to satisfy at least any one of the aforementioned properties then it is said to be a nonparaxial beam (pulse) [1, 2]. When broad beam (pulse) propagate at arbitrary angles with respect to the reference direction, it is referred to as Helmholtz nonparaxiality. The latter has been considered in [3, 4, 5, 6] and nonparaxial solitons have been obtained. Also, exact analytical soliton solutions to scalar Helmholtz equation with focusing, defocusing Kerr nonlinearity, power law and polynomial nonlinearity as well as in anomalous and normal dispersion regimes are known [3, 7]. Relativistic and pseudo relativistic formulation of the scalar Helmholtz equation is considered in [8, 9, 10] and exact analytical soliton solutions in cubic, cubic-quintic and saturable nonlinearity have been obtained.

Scalar and vector nonlinear nonparaxial evolution equations are developed in [11] for propagation in two dimensions. Exact and approximate solutions to these equations are obtained and are shown to exhibit quasi-soliton behavior based on propagation and collision studies. The vector extension of the scalar NLH equation to describe multicomponent beam (pulse) evolution in the Kerr type media has been introduced for the first time in [12] and is referred to as Helmholtz-Manakov equation. Exact analytical bright-bright and bright-dark vector soliton solutions in self-focusing Kerr media and dark-bright and dark-dark soliton solutions for self-defocusing Kerr-media have been obtained. It can be

recalled that in the paraxial regime, the vector extension of the nonlinear Schrödinger equation was proposed by Manakov[13]. The elliptic and the hyperbolic solitary wave solutions to the coupled NLH system are obtained in [14] and effect of non-paraxiality on speed, pulse-width and amplitude of various solutions are explored. Coupled nonparaxial (2+1) dimensional nonlinear Schrödinger equation has been considered in [15] and bright-bright, dark-dark and bright-dark soliton solutions are obtained. Modulation instability of the system of equations is studied too.

On the other hand, in recent times, a flurry of research activities [16] can be seen on the chirped femtosecond solitons because of their important applications in optical pulse fiber amplifiers/compressors and long haul links [17, 18]. In most of these works non-Kerr terms like self steepening and self frequency shift have been added to nonlinear Schrödinger equation (paraxial regime) as these are important in the study of propagation of ultra-short pulses [21]. It is relevant to mention here a particular property of a chirped laser pulse i.e. the laser frequency changes for the duration of the pulse: a positively (negatively) chirped pulse implies that the laser frequency increases (decreases) with time. The positive chirp produces optical pulse broadening and the negative chirp compensates the broadening by narrowing the optical pulse [22]. Importantly, the development of high repetition rate generators of high quality ultrashort pulses play a crucial role for the increase of transmission capacity in fiber optic networks, as well as for optical signal processing [23]. In this context, non linear transformation of a dual frequency signal in an optical fibre is an attractive method for applications to ultra high speed telecommunications. The repetition rate of the generated pulses can be tuned by adjusting frequencies of the two input waves. For this kind of ultrashort pulse train generation from the beating of two mode signals, it is necessary to investigate periodic wave solutions of coupled NLSE [24] (paraxial regime). Also in this regime, passively mode locked fibre lasers under certain condition can deliver a continuous wave train of picosecond or femtosecond pulses at a

repetition rate higher than 100 GHz [20], with essentially discrete Fourier spectra of synchronized modes, which can be effectively described by elliptic waves [25]. These results in paraxial domain have motivated us to consider chirped elliptic waves in the coupled NLH system (non paraxial regime) in the presence of self steepening and self frequency shift. The inclusion of the non-Kerr terms may lead to important physical effects (which actually happens as we shall see below), and, therefore, this is a topic well worth investigating. So far as we are aware off, these structures in the nonparaxial regime of the coupled NLH system have not been reported so far in the literature. In the non paraxial regime, the formation and propagation of chirped elliptic and solitary waves in the scalar cubic-quintic NLH system without non-Kerr terms has been studied in [26]. Modulation instability is studied too. The existence and stability of chirped hyperbolic solitary waves for cubic coupled NLH equation in the presence of self steepening and self frequency shift are studied in [27]. The novel physical effect that emerges from the inclusion of non-Kerr terms is that the presence or absence of chirp reversal depends on the relation between the self steepening and self frequency shift parameters. Thus the main aim of this article is to obtain analytically chirped elliptic wave solutions to coupled NLH equation with non-Kerr nonlinear terms like self-steepening and self frequency shift. We have been able to find three families of chirped elliptic waves together with the conditions that specify the parameters. As obtained in the case of the chirped hyperbolic waves [27], it has been found that for one particular combination of the self steepening and self frequency shift parameters, the associated phase has two intensity dependent terms. One varies as the reciprocal of the intensity while the other which depends on non-Kerr nonlinearities, is directly proportional to the intensity. As a result chirp reversal occurs across the wave profile. For a different relation between the non-Kerr terms, there exists only one intensity dependent term which is inversely proportional to the intensity, resulting in chirping but no chirp reversal. The interesting qualitative features of the chirping of the two compo-

nents associated with the effect of nonparaxiality and non-Kerr nonlinearity have been revealed.

2 Theoretical Model

The coupled Helmholtz equation in the presence of non-Kerr nonlinear terms describing the propagation of femtosecond pulses in optical fibres without slowly varying envelope approximation is given by

$$\begin{aligned}
 & i q_{1z} + \kappa q_{1zz} + \frac{1}{2} q_{1tt} + (\bar{\sigma}_1 |q_1|^2 + \bar{\sigma}_2 |q_2|^2) q_1 + \\
 & i [a_4 (|q_1|^2 q_1)_t + a_5 q_1 |q_1|_t^2] = 0,
 \end{aligned} \tag{1}$$

$$\begin{aligned}
 & i q_{2z} + \kappa q_{2zz} + \frac{1}{2} q_{2tt} + (\bar{\sigma}_1 |q_1|^2 + \bar{\sigma}_2 |q_2|^2) q_2 + \\
 & i [a_4 (|q_2|^2 q_2)_t + a_5 q_2 |q_2|_t^2] = 0,
 \end{aligned} \tag{2}$$

where the subscripts z and t represent the longitudinal and transverse coordinates respectively, q_1 and q_2 are the envelopes of the first and second component respectively. The second term represent spatial dispersion originating from nonparaxial effect with κ being the non paraxial parameter and the third term represent group velocity dispersion while $\bar{\sigma}_i, i = 1, 2$ are the nonlinearity coefficients. For $\bar{\sigma}_1 = \bar{\sigma}_2 = \pm 1$, the above equations reduce to Helmholtz-Manakov system introduced in [12]. The term proportional to a_4 represents self steepening [28] which produces a temporal pulse distortion leading to the development of an optical shock on the trailing edge of the pulse unless balanced by the dispersion [29]. This phenomenon is due to the intensity dependence of the group velocity that makes the peak of the pulse move slower than the peak [30]. The last term proportional to a_5 has its origin in the delayed Raman response [30] which forces the pulse to undergo a frequency shift known as self frequency shift [31].

To construct chirped elliptic wave solutions of Eqns. (1) and (2), we start with the following traveling wave ansatz

$$q_j(z, t) = f_j(\xi) e^{i[\phi_j(\xi) - k_j z + \zeta_j]}, \quad j = 1, 2, \quad (3)$$

where $\xi = \beta(t - vz)$, $v = \frac{1}{u}$, u is the group velocity of the wave packet, $k_j, \zeta_j, j = 1, 2$ are the wave numbers and real constants respectively. Substituting the ansatz (3) into Eqns. (1) and (2), collecting the imaginary parts and integrating the resulting equations, we get

$$\phi_1'(\xi) = \frac{c_1}{f_1^2} + \frac{a_1}{2a} - \frac{\beta(3a_4 + 2a_5)f_1^2}{4a}, \quad (4)$$

$$\phi_2'(\xi) = \frac{c_2}{f_2^2} + \frac{a_2}{2a} - \frac{\beta(3a_4 + 2a_5)f_2^2}{4a}, \quad (5)$$

where c_1 and c_2 are the integration constants while a, a_1, a_2 are given by

$$\begin{aligned} a &= \beta^2(\kappa v^2 + 1/2) > 0, \quad a_1 = \beta v(1 - 2\kappa k_1), \\ a_2 &= \beta v(1 - 2\kappa k_2). \end{aligned} \quad (6)$$

Hence the chirping comes out to be

$$\delta\omega_i = -\beta \left(\frac{a_i}{2a} + \frac{c_i}{f_i^2} - \frac{\beta(3a_4 + 2a_5)f_i^2}{4a} \right), \quad i = 1, 2, \quad (7)$$

which depends on velocity u , wave numbers $k_i, i = 1, 2$, nonparaxial parameter κ and the intensities $f_i^2, i = 1, 2$, of the chirped pulse. It is worth noticing that the first term on the right hand side of Eqn. (7) is constant. The second term is of kinematic origin and is inversely proportional to the intensity while the last term is directly proportional to the intensity so that it leads to chirping that is inverse to that coming from the second term. On substituting the ansatz (3) into Eqns. (1) and (2), collecting the real parts and utilizing Eqns. (4), (5) we get the following equations

$$f_1'' + d_1 f_1 + (\sigma_1 f_1^2 + \sigma_2 f_2^2) f_1 + \beta_1 f_1^5 - \delta_1 f_1^3 = \frac{c_1^2}{f_1^3}, \quad (8)$$

$$f_2'' + d_2 f_2 + (\sigma_1 f_1^2 + \sigma_2 f_2^2) f_2 + \beta_1 f_2^5 - \delta_2 f_2^3 = \frac{c_2^2}{f_2^3}, \quad (9)$$

where

$$\begin{aligned}
d_1 &= \frac{a_1^2 + 4ab_1 + 2\beta c_1 a(a_4 + 2a_5)}{4a^2}, \\
d_2 &= \frac{a_2^2 + 4ab_2 + 2\beta c_2 a(a_4 + 2a_5)}{4a^2}, \\
\sigma_{1,2} &= \frac{\bar{\sigma}_{1,2}}{a}, \quad \delta_1 = \frac{\beta a_4 a_1}{2a^2}, \\
\delta_2 &= \frac{\beta a_4 a_2}{2a^2}, \quad b_1 = k_1(1 - \kappa k_1), \quad b_2 = k_2(1 - \kappa k_2), \\
\beta_1 &= \frac{\beta^2(3a_4 + 2a_5)(a_4 - 2a_5)}{16a^2}.
\end{aligned} \tag{10}$$

We shall obtain analytical solutions of the coupled Eqns. (8) and (9) in case f_2 and f_1 are proportional to each other, i.e. $f_2(\xi) = \alpha f_1(\xi)$, with α being a real number. For this we have

$$\beta_1 = 0, \quad d_1 = d_2, \quad c_2^2 = \alpha^4 c_1^2, \quad \delta_1 = \alpha^2 \delta_2. \tag{11}$$

Now $\beta_1 = 0$ can be satisfied if either (i) $a_4 = 2a_5 \implies$ chirp reversal or (ii) $3a_4 + 2a_5 = 0 \implies$ chirping only but no chirp reversal. We shall focus on the case $a_4 = 2a_5$. Eqn. (11) gives

$$\alpha^2 = \frac{1 - 2\kappa k_1}{1 - 2\kappa k_2}, \tag{12}$$

and

$$\begin{aligned}
c_1 &= \frac{\beta(k_2 - k_1)(1 - 2\kappa k_2)}{4aa_4}, \text{ when } c_2 = -\alpha^2 c_1, \\
c_1 &= \frac{\beta[\kappa(k_1 + k_2) - 1](1 - 2\kappa k_2)}{4aa_4\kappa}, \text{ when } c_2 = \alpha^2 c_1.
\end{aligned} \tag{13}$$

In what follows, we shall take $c_1 = \frac{\beta(k_2 - k_1)(1 - 2\kappa k_2)}{4aa_4}$, $\bar{\sigma}_1 = -1$ and $\bar{\sigma}_2 = -1$, $\zeta_1 = 0.1$, $\zeta_2 = 0.2$. To solve Eqn. (8) we take the ansatz

$$f_1(\xi) = \sqrt{\mu(\xi)}, \tag{14}$$

so that μ satisfies the equation

$$\frac{d^2\mu}{d\xi^2} + 4d_1\mu + 3\eta_1\mu^2 = 2c_3, \tag{15}$$

where c_3 is an integration constant and $\eta_1 = \sigma_1 + \alpha^2 \sigma_2 - \delta_1$. At this point it is imperative to test the stability of the results relative to the main assumption $f_2 = \alpha f_1$ i.e. to see whether the solutions obtained hereafter remain stable if there is a slight shift of this proportionality given by

$$f_2 = \alpha f_1 + \epsilon g(\xi), \quad (16)$$

where g is a function of ξ and ϵ is a small quantity. Substitution of Eqn.(16) in Eqns.(8) and (9) and retaining terms upto $O(\epsilon)$ yields

$$2\alpha\sigma_2 f_1^2 g(\xi) = 0, \quad (17)$$

and

$$g''(\xi) + [d_2 + \sigma_1 f_1^2 + 3(\sigma_2 - \delta_2)\alpha^2 f_1^2 + 5\beta_1 \alpha^4 f_1^4]g(\xi) = 0. \quad (18)$$

The coupled equations (17) and (18) are only satisfied if $g = 0$ thereby showing that our solutions are stable against small perturbations to the $O(\epsilon)$.

3 Chirped elliptic waves

It is important to mention here that for all the solutions that we present here, constraints as given by Eqn. (11) must be satisfied. Chirp reversal is shown for one of the components as for the other component it is similar. To check the stability of the nonlinear waves, numerical simulation of the intensity profiles are done.

Solution I.

$$\mu(\xi) = A^2 \frac{D + dn(\xi, m)}{E + dn(\xi, m)}, \quad (19)$$

is an exact solution to Eqn. (15) provided either $E = 1$ or $E = \sqrt{1 - m}$.

Case (a). $E = 1$

Eqn. (19) is an exact solution provided

$$\begin{aligned} d_1 &= \frac{4 - 5m - D(4 + m)}{4(1 - D)}, \quad \eta_1 A^2 = \frac{m}{(1 - D)}, \\ \frac{2c_3}{A^2} &= \frac{2(1 - D^2) - m(D + 2)}{1 - D}. \end{aligned} \quad (20)$$

The intensity profiles of both the components as a function of ξ are given in Fig. 1(a). The plots of the kinematic, higher order and the combined chirping of q_1 as a function of ξ are shown in Fig. 1(b). This plot clearly shows the chirping reversal. Fig.1(c) shows that, chirping of the first component decreases while that of the second component increases as κ increases. To start with, similar behaviour is seen (in Fig.1(d)) with respect to a_5 as well, but the chirping of both the components saturate as a_5 increases further. While the first component shows positive chirping, second component shows negative chirping with respect to both κ and a_5 . Fig.1(e) shows that to begin with, the intensities of both the components initially increase with increasing κ but starts decreasing after κ reaches a certain value. In Fig. 1(f) we show the behavior of $|v|$ as well as $1/\beta$ as a function of κ . It is clearly seen from the figure that while the speed decreases as κ increases, the pulse-width $1/\beta$ increases as κ increases. So the speed of the pulse can be decelerated by adjusting κ . Simulation of the intensity profiles of both the components as depicted in Figs.1(g),(h) exhibit stable evolution and pulse compression.

Before moving on let us mention that for all the chirped elliptic waves presented hereafter, the behavior of $|v|$ as well as pulse width $1/\beta$ with respect to κ is similar to that of Fig. 1(f). So we refrain ourselves from presenting similar plot for other solutions.

Case (b). $E = \sqrt{1 - m}$

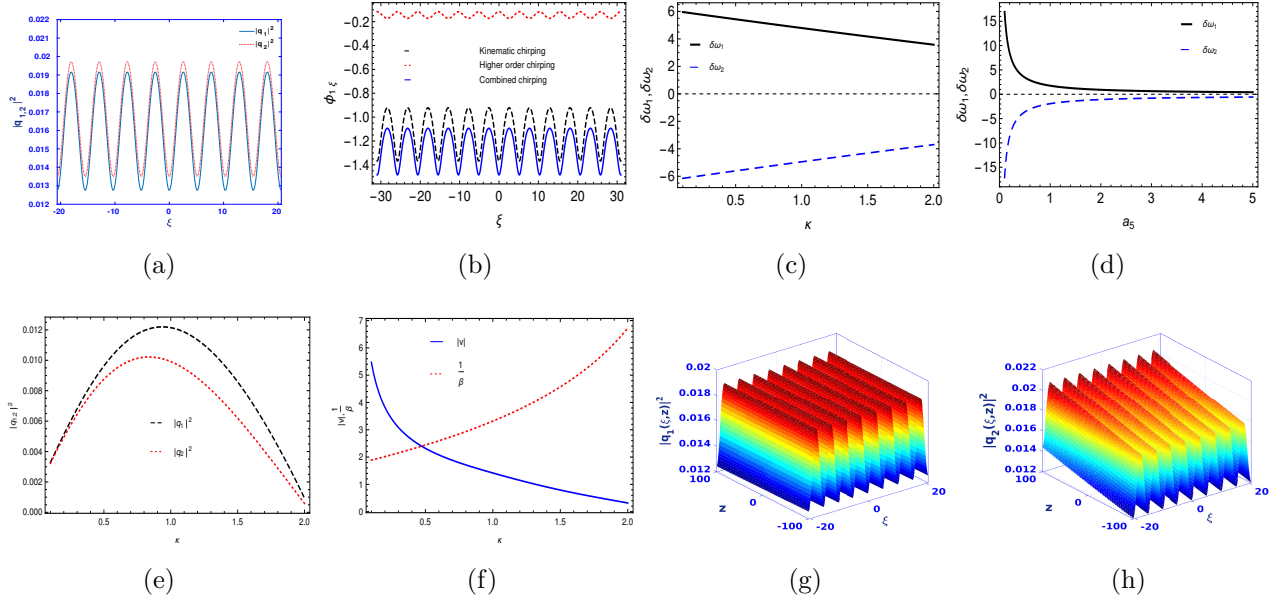


Figure 1: For Solution I(Case (a)) for $m = 0.7$ (a) Plot of $|q_1|^2$ (blue solid line), $|q_2|^2$ (red dotted line) versus ξ for $\beta = 0.2$, $\kappa = 0.5$, $v = 1.5$, $k_1 = 0.05$, $k_2 = 0.01$, $a_5 = 0.5$, $c_1 = -0.0305$, $c_2 = 0.0292$, $c_3 = 0.0207$, $D = 28.005$ at $z = 5$, (b) Plot of kinematic (black dashed line), higher order (red dotted line) and combined chirping (blue solid line) of q_1 versus ξ for $\kappa = 0.9$, $\beta = 0.25$, $a_5 = 0.5$, $v = 0.5$, $k_1 = 0.55$, $k_2 = 0.45$, $c_1 = -0.0291188$, $c_2 = -0.00153257$, $c_3 = 0.043065$, $D = 22.7993$, (c),(d) Plots of $\delta\omega_{1,2}$ versus κ for $a_5 = 0.3$, $\delta\omega_{1,2}$ versus a_5 for $\kappa = 0.3$ respectively and other parameters are $\beta = 0.1$, $v = 0.1$, $k_1 = 0.1$, $k_2 = 0.09$, $\xi = 5$, (e) Plot of $|q_1|^2$ (black dashed line), $|q_2|^2$ (red dotted line) versus κ for $\beta = 0.1$, $v = 2.5$, $k_1 = 0.1$, $k_2 = 0.01$, $a_5 = 0.05$, $\xi = 5$, (f) Plot of $|v|$ (Blue solid line) versus κ for $\beta = 0.1$ and $\frac{1}{\beta}$ (Red dotted line) versus κ for $v = 0.5$ and other parameters are $k_1 = 0.5$, $k_2 = 0.3$, $D = 1.5$, (g),(h) Simulation of the intensity profiles for parameter values same as in (a).

In this case the following parametric conditions are to be satisfied

$$\begin{aligned}
d_1 &= \frac{(5m-4)D + (4+m)\sqrt{1-m}}{4(\sqrt{1-m}-D)}, \\
\eta_1 A^2 &= -\frac{m\sqrt{1-m}}{\sqrt{1-m}-D}, \\
\frac{2c_3}{A^2} &= \frac{mD + 2(1-D^2)\sqrt{1-m}}{\sqrt{1-m}-D}.
\end{aligned} \tag{21}$$

Plots of q_1^2 and q_2^2 with respect to ξ are given in Figs. 2(a), and the associated chirp reversal for the component q_2 is shown Fig.2(b). Fig.2(c) shows that the chirping of the first component initially increases with increasing κ but starts decreasing when a certain value of κ is reached but that of the second component increases as κ increases. Chirping of the first component initially decreases with a_5 but starts increasing when a certain value of a_5 is reached but that of the second component increases as a_5 increases as shown in Fig.2(d). While the first component shows positive chirping, second component shows negative chirping when κ and a_5 increases. Fig. 2(e) clearly shows that the intensity of both the components decrease as κ increases. Stable evolution of the intensity profiles with pulse compression are shown in Figs.2(f), (g).

Solution II.

Another solution to Eqn.(15) is given by

$$\mu(\xi) = A^2[1 - mDsn^2(\xi, m)], \tag{22}$$

provided

$$\begin{aligned}
d_1 &= (1+m) - \frac{3}{D}, \quad \eta_1 A^2 = \frac{2}{D}, \\
\frac{2c_3}{A^2} &= 4(1+m) - \frac{6}{D} - 2mD.
\end{aligned} \tag{23}$$

Fig.3(a) depicts the intensity profile of both the components with respect to ξ while chirping reversal for q_1 is shown in Fig.3(b). Chirping of both the components increase

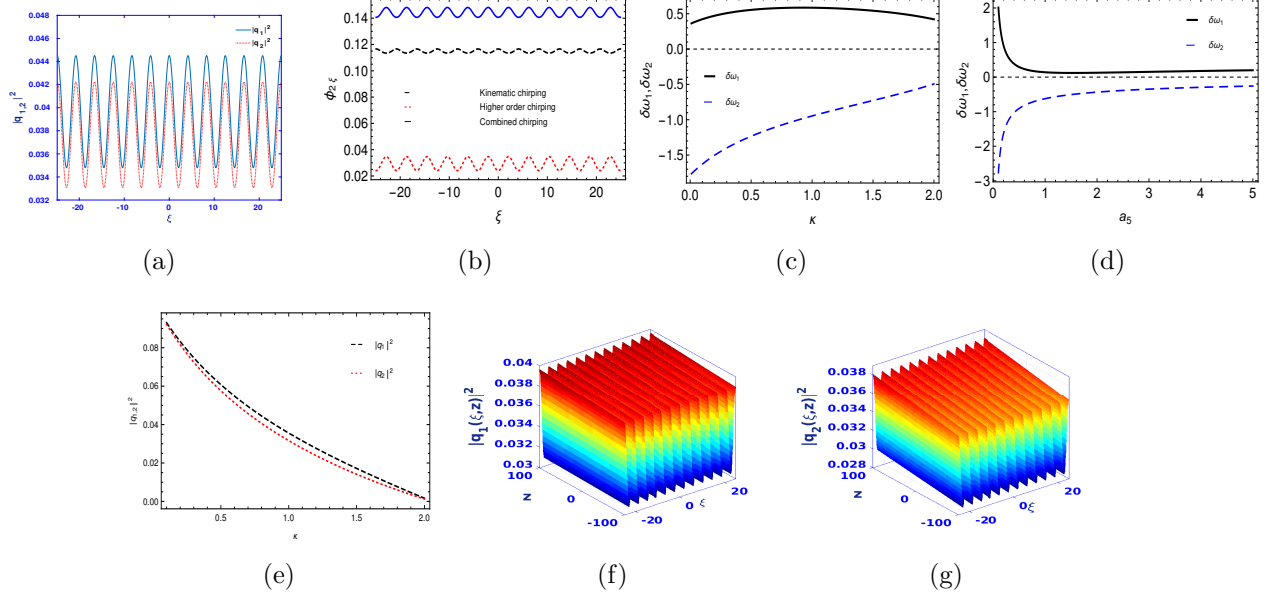


Figure 2: For Solution I (Case(b)) for $m = 0.7$ (a) Plot of $|q_1|^2$ (blue solid line), $|q_2|^2$ (red dotted line) versus ξ for $\beta = 0.3$, $\kappa = 0.8$, $v = 1.5$, $k_1 = 0.05$, $k_2 = 0.01$, $a_5 = 0.5$, $c_1 = -0.0143$, $c_2 = 0.0133$, $c_3 = 0.0702$, $D = 0.0183$ at $z = 5$, (b) Plot of kinematic (black dashed line), higher order (red dotted line) and combined chirping (blue solid line) of q_2 versus ξ for $\kappa = 0.9$, $\beta = 0.4$, $a_5 = 0.5$, $v = 3.5$, $k_1 = 0.5$, $k_2 = 0.4$, $c_1 = -0.00320559$, $c_2 = -0.00114485$, $c_3 = -0.276052$, $D = -22.5694$, (c),(d) Plots of $\delta\omega_{1,2}$ versus κ for $a_5 = 0.3$, $\delta\omega_{1,2}$ versus a_5 for $\kappa = 0.5$ respectively and others parameters are $\beta = 0.2$, $v = 0.9$, $k_1 = 0.3$, $k_2 = 0.1$, $\xi = 5$, (e) Plot of $|q_1|^2$ (black dashed line), $|q_2|^2$ (red dotted line) versus κ for $\beta = 0.3$, $v = 0.9$, $k_1 = 0.1$, $k_2 = 0.05$, $a_5 = 0.5$, $\xi = 5$, (f),(g) Simulation of the intensity profiles for same parameter values as in (a).

as κ increases as seen in Fig.3(c). Transition from negative to positive chirping is seen in the first component while the chirping of the second component remains negative as κ increases. Fig.3(d) shows that the chirping of the first component decreases but that of the second component increases as a_5 increases. Transition from positive to negative chirping is seen in the first component but chirping of the second component remains negative as a_5 increases. Both $|q_1|^2$ and $|q_2|^2$ decrease as κ increases as can be seen from Fig.3(e). Simulation of the intensity profiles of both the components are shown in Figs.3(f) and (g) which clearly show the stability of the periodic wave with associated pulse compression.

Solution III.

Yet another solution to Eqn.(15) is

$$\mu(\xi) = \frac{A^2}{[1 + Bdn(\xi, m)]}, \quad (24)$$

provided either $B = 1$, or $B = (1 - m)^{-1/2}$.

Case (a). $B = 1$

The constraint relations in this case are given by

$$d_1 = \frac{4 + m}{4}, \quad \eta_1 A^2 = -m, \quad \frac{c_3}{A^2} = 1. \quad (25)$$

The intensity profiles of both the components and chirp reversal for the component q_1 with respect to ξ are shown in Figs.4(a) and (b) respectively. The chirping of the first component $\delta\omega_1$ initially increases with increasing κ but starts decreasing after a certain value of κ is reached while that of the second component $\delta\omega_2$ increases as κ increases (Fig.4(c)). $\delta\omega_1$ ($\delta\omega_2$) shows transition from positive (negative) to negative (positive) chirping as κ increases. The later behaviour of $\delta\omega_1$ and $\delta\omega_2$ is also seen when a_5 increases (Fig.4(d)). Fig.4(e) shows that intensity of both the components decrease as κ increases. Fig.4(f) and (g) demonstrate stable evolution with pulse compression.

Case (b). $B = (1 - m)^{-1/2}$

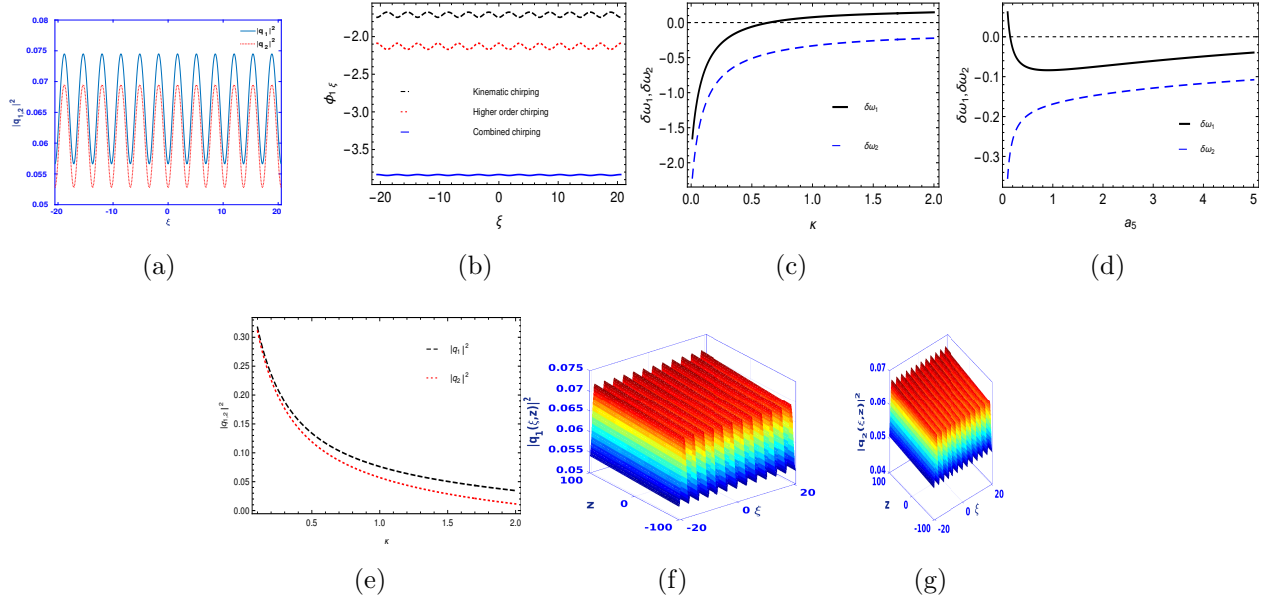


Figure 3: Solution II for $m = 0.3$ (a) Plot of $|q_1|^2$ (blue solid line), $|q_2|^2$ (red dotted line) versus ξ for , $\beta = 0.1$, $\kappa = 0.9$, $v = 2.5$, $k_1 = 0.05$, $k_2 = 0.01$, $a_5 = 0.5$, $c_1 = -0.016$, $c_2 = 0.0149$, $c_3 = 0.3261$, $D = -1.0336$ at $z = 5$, (b) Plot of kinematic chirping (black dashed line), higher order chirping (red dotted line) and combined chirping (blue solid line) of q_1 versus ξ for $\kappa = 0.6$, $\beta = 0.15$, $a_5 = 0.5$, $v = 0.5$, $k_1 = 0.8$, $k_2 = 0.5$, $c_1 = -0.376088$, $c_2 = -0.0376068$, $c_3 = 5.2821$, $D = -0.128767$, (c),(d) Plots of $\delta\omega_{1,2}$ versus κ for $a_5 = 0.1$, $\delta\omega_{1,2}$ versus a_5 for $\kappa = 0.9$ respectively and other parameters are $\beta = 0.1$, $v = 2.5$, $k_1 = 0.2$, $k_2 = 0.1$, $\xi = 5$, (e) Plot of $|q_1|^2$ (black dashed line), $|q_2|^2$ (red dotted line) versus κ for $\beta = 0.1$, $v = 2.5$, $k_1 = 0.2$, $k_2 = 0.1$, $a_5 = 0.5$, $\xi = 5$, (f),(g) Simulation of the intensity profiles for same parameter values as in (a)

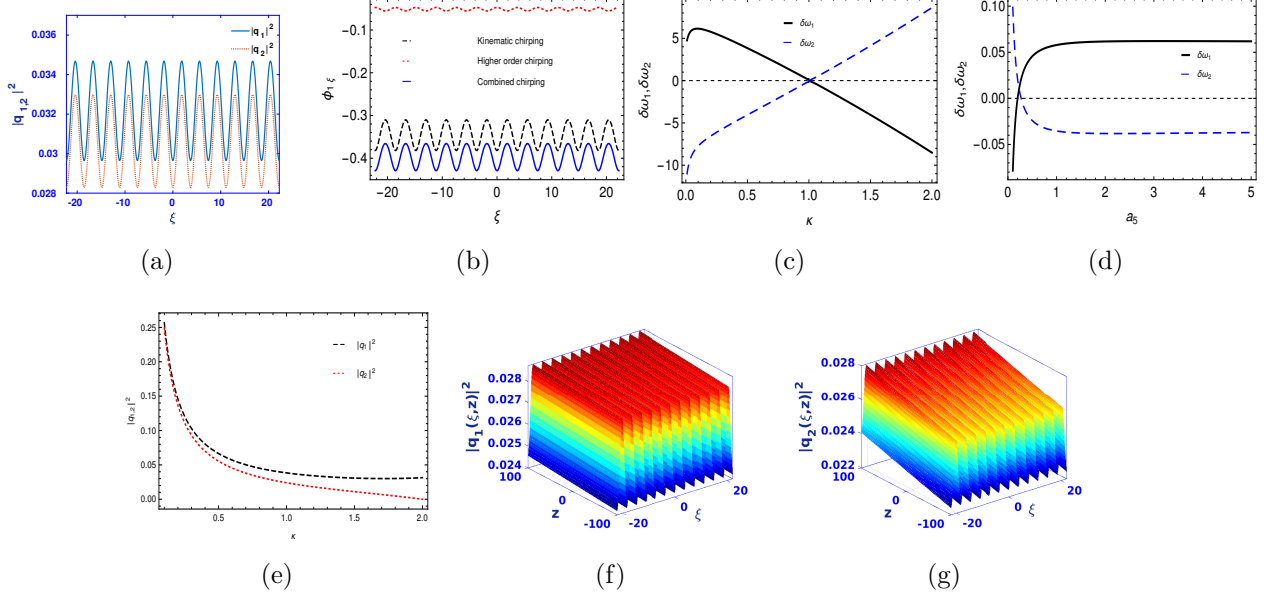


Figure 4: For Solution III (Case (a)) for $m = 0.5$, (a) Plot of $|q_1|^2$ (blue solid line), $|q_2|^2$ (red dotted line) versus ξ for $\kappa = 0.9$, $v = 2.5$, $\beta = 0.1933$, $k_1 = 0.05$, $k_2 = 0.01$, $a_5 = 0.05$, $c_1 = -0.08$, $c_2 = 0.0769$, $c_3 = 0.0588$ at $z = 5$, (b) Plot of kinematic chirping (black dashed line), higher order chirping (red dotted line) and combined chirping (blue solid line) of q_2 versus ξ for $\kappa = 0.9$, $a_5 = 0.95$, $v = 4.5$, $k_1 = 0.5$, $k_2 = 0.1$, $c_1 = -0.0258548$, $c_2 = -0.00315303$, $c_3 = 0.106114$, (c),(d) Plots of $\delta\omega_{1,2}$ versus κ for $a_5 = 0.02$, $\delta\omega_{1,2}$ versus a_5 for $\kappa = 1.1$ respectively and others parameters are $v = 4.5$, $k_1 = 0.9$, $k_2 = 0.1$, $\xi = 5$, (e) Plot of $|q_1|^2$ (black dashed line), $|q_2|^2$ (red dotted line) versus κ for $v = 4.5$, $k_1 = 0.25$, $k_2 = 0.1$, $a_5 = 0.02$, $\xi = 5$, (d),(e) Simulation of the intensity profiles for same parameter values as in (a).

The parametric conditions to be satisfied are the following

$$d_1 = \frac{4-5m}{4}, \quad \eta_1 A^2 = m, \quad \frac{c_3}{A^2} = (1-m). \quad (26)$$

The intensity profile of both the components with respect to ξ is shown in Fig.5(a). Chirp reversal for the component q_2 is shown in Fig.5(b). $\delta\omega_1$ increases as κ increases and there is transition from negative to positive chirping as is seen in Fig.5(c). $\delta\omega_2$ initially increases with increasing κ but starts decreasing when a certain value of κ is reached but unlike $\delta\omega_1$, it remains negative as κ increases. Fig.5(d) shows that $\delta\omega_1$ decreases as a_5 increases and there is transition from positive to negative chirping for increasing a_5 . But $\delta\omega_2$ increases and remains negative as a_5 increases. The intensity of both the components decreases as κ increases (Fig.5(e)). Figs.5(f) and (g) display pulse compression as well as stable evolution of the periodic wave for the chosen values of the parameters.

4 Conclusion

In this paper we have considered the nonlinear coupled cubic Helmholtz system in the presence of the non-Kerr terms like self steepening and self frequency shift. This system describes nonparaxial pulse propagation with Kerr and non-Kerr nonlinearities with spatial dispersion originating from the nonparaxial effect that comes into play when the slowly varying envelope approximation fails. We have obtained three families of exact chirped elliptic wave solutions. The parametric conditions for the existence of these solutions are given. The novel physical consequence of the presence of the non-Kerr nonlinearities occurs in the chirping property of the periodic waves. Specifically, for a particular relation between the self steepening and the self frequency shift parameters, these solutions are characterized by nontrivial phase and have two intensity dependent chirping terms. One term varies as the reciprocal of the intensity while the other term, which depends on the

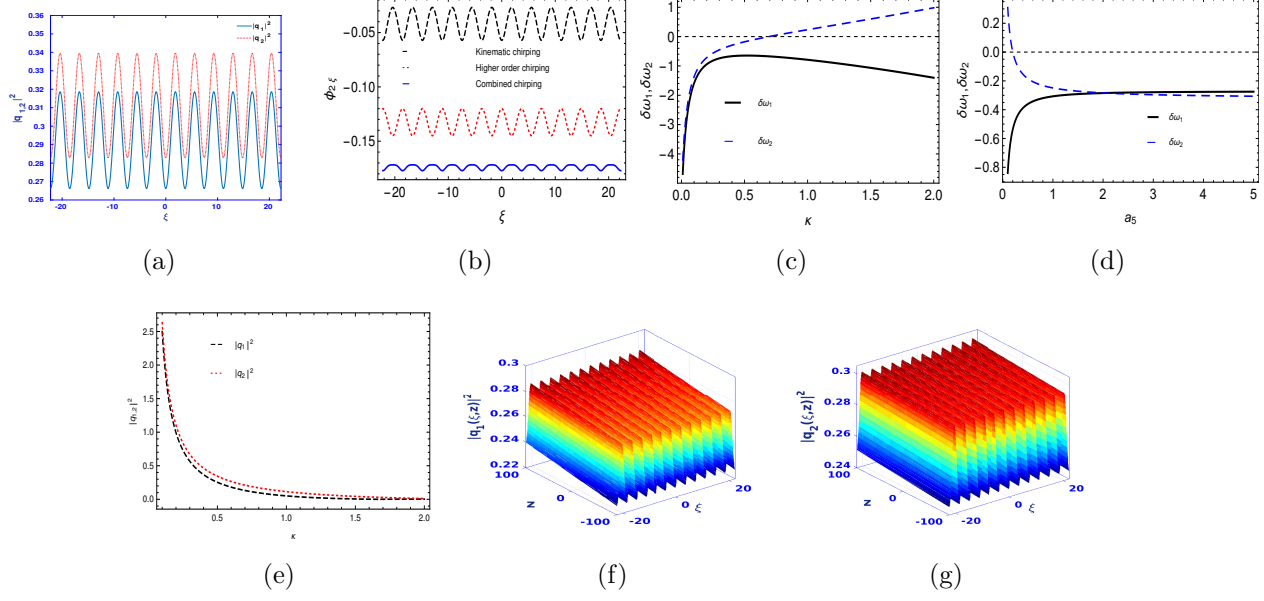


Figure 5: For Solution III (Case(b)) for $m = 0.5$, (a) Plot of $|q_1|^2$ (blue solid line), $|q_2|^2$ (red dotted line) versus ξ for $\kappa = 0.9$, $v = 0.1$, $\beta = 0.4128$, $k_1 = 0.01$, $k_2 = 0.05$, $a_5 = 0.05$, $c_1 = 0.4331$, $c_2 = -0.4674$, $c_3 = 0.3121$ at $z = 5$, (b) Plot of kinematic chirping (black dashed line), higher order chirping (red dotted line) and combined chirping (blue solid line) of q_2 versus ξ for $\kappa = 0.8$, $a_5 = 0.5$, $v = 2.5$, $k_1 = 0.2$, $k_2 = 0.5$, $c_1 = -0.0130647$, $c_2 = -0.0444198$, $c_3 = 0.0896896$, (c),(d) Plots of $\delta\omega_{1,2}$ versus κ for $a_5 = 0.1$, $\delta\omega_{1,2}$ versus a_5 for $\kappa = 1.1$ respectively and others parameters are $v = 3.5$, $k_1 = -0.2$, $k_2 = -0.8$, $\xi = 5$, (e) Plot of $|q_1|^2$ (black dashed line), $|q_2|^2$ (red dotted line) versus κ for $v = 0.05$, $k_1 = 0.05$, $k_2 = 0.3$, $a_5 = 0.1$, $\xi = 5$, (f),(g) Simulation of the intensity profiles for same parameter values as in (a).

non-Kerr nonlinearities, is directly proportional to the intensity. As a result, chirp reversal occurs across the wave profile. For a different relation between the non-Kerr terms, there exists only one intensity dependent term which is inversely proportional to the intensity, resulting in chirping but no chirp reversal. Study of the effect of nonparaxial and non-Kerr nonlinearity parameters on chirping of the obtained solutions reveals dissimilar character of chirping of the two components. Specifically, the effect of the nonparaxial parameter gives rise to positive chirping in one of the components and negative chirping in the other component. This behaviour is also seen in some cases as the effect of self frequency shift (self steepening) parameter. Also the variation of the nonparaxial parameter and non-Kerr nonlinearity sometimes result in transition from the positive (negative) to the negative (positive) chirping in one or both the components. Effect of nonparaxial parameter on physical quantities like intensity, speed and pulse-width of the solitary wave solutions have been examined. It is found that the speed of the solitary wave can be tuned by altering the nonparaxial parameter. The stability of the elliptic waves has been studied by means of direct simulations of the perturbed evolution of the solutions and are found to be stable for the parametric regions examined herein. It is important to mention that we have obtained stable evolutions of the elliptic waves for appropriate choice of parameters even in case there is chirping but no chirp reversal. The nonlinearly chirped solutions presented here may find applications in nonparaxial self focusing of high power laser beams in nonlinear media [33] and also where pre chirp managed femtosecond pulses are used for the pulse compression [18] as well as for the generation of the widely tunable femtosecond pulses by pre chirp managed self phase modulation enabled spectral selection [19] in nonparaxial context.

As for future directions of study, it would be interesting to obtain chirped solutions of the coupled Helmholtz equation in the presence of the quintic, septic non-kerr nonlinearities. This is important in order to adapt to the current progress in high repetition rate (beyond

ultrashort, even attosecond) pulse sources based on the fiber technology [32]. Study of modulation instability in this context surely deserves investigation. Also, as identified by Peregrine [34], modulation instability plays a key role in the formation of patterns resembling freak waves or rogue waves [35]. Using physics-informed neural network (PINN) to obtain femtosecond nonparaxial optical solitons of the higher order nonlinear Helmholtz equation and to obtain fractional solitons in nonparaxial regime are other areas worth investigating as have been done for NLSE in [36] and [37] respectively. Some of these issues are currently under investigation and we hope to report on some of them in the near future.

Data Availability Statement No new data were created or analysed in this study.

References

- [1] M.Lax, W.H.Louisell and W.B.McKnight, Phys.Rev.A **11**, 1365 (1975).
- [2] J.M.Christian, G.S.McDonald, P. Chamorro-Posada, J.Phys.A: Math.Theor. **40**, 1545 (2007).
- [3] P.Chamorro-Posada, G.S.McDonald and G.H.C.New, J.Opt.Soc.Am.B **19**, 1216 (2002).
- [4] J.M.Christian, G.S.McDonald, R.J.Potton and P.Chamorro-Posada, Phys.Rev.A **76**, 033834 (2007); Erratum Phys.Rev.A. **76**, 049905 (2007).
- [5] P.Chamorro-Posada, G.S.McDonald and G.H.C.New, J.Mod.Opt. **45**, 1111 (1998).
- [6] P.Chamorro-Posada and G.S.McDonald, Phys.Rev.E **74**, 036609 (2006).
- [7] P.Chamorro-Posada and G.S.McDonald, Opt.Lett. **28**, 825 (2003); J.M.Christian, E.A.McCoy, G.S.McDonald, P.Chamorro-Posada, J.Atom.Mol.Opt.Phys. **2012**, 137967

- (2012); J.M.Christian, G.S.Mcdonald, P. Chamorro-Posada, J.Phys.A: Math.Theor. **40**, 1545 (2007); J.M.Christian, G.S.McDonald, T.F.Hodgkinson and P.Chamorro-Posada, Phys.Rev.A **86**, 023838 (2012); J.M.Christian, G.S.McDonald, T.F.Hodgkinson and P.Chamorro-Posada, Phys.Rev.A **86**, 023839 (2012); P.Chamorro-Posada, G.S.McDonald and G.H.C.New, J.Mod.Opt. **47**, 1877 (2000); P.Chamorro-Posada, G.S.McDonald and G.H.C.New, Opt.Comm. **192**, 1 (2001).
- [8] J.M.Christian, G.S.McDonald, T.F.Hodgkinson and P.Chamorro-Posada, Phys.Rev.Lett. **108**, 034101 (2012).
- [9] J.M.Christian, G.S.McDonald and A.Kotsampaseris, Phys.Rev.A **98**, 053842 (2018).
- [10] J.M.Christian, G.S.McDonald, M.J.Lundie and A.Kotsampaseris, Phys.Rev.A **98**, 053843 (2018).
- [11] S.Blair, Chaos **10**, 570 (2000).
- [12] J.M.Christian, G.S.Macdonald, P.Chamorro-Posada, Phys.Rev.E **74**, 066612 (2006).
- [13] S.V.Manakov, Sov.Phys.JETP **38**, 248 (1974).
- [14] K.Tamilselvan, T.Kanna, Avinash Khare, Commun.Nonl.Sci.Num.Sim. **39**, 134 (2016).
- [15] M.Kumar, N.Nithyanandan, H.Triki, K.Porsezian, Optik **182**, 1120 (2019).
- [16] L.V.Hmurcik and D.J.Kaup, J.Opt.Soc.Am. **69**, 597 (1979); M.Desaix, L.Helczynski, D.Anderson, and M.lisak, Phys.Rev.E **65**, 056602 (2002); M.Neuer, K.H.Spatschek and Z.Li, Phys.Rev.E **70**, 056605 (2004); Alka, A.Goyal, R.Gupta, C.N.Kumar and T.S.Raju, Phys.Rev.A **84**, 063830 (2011); V.M.Vyas, P.Patel, P.K.Panigrahi, C.N.Kumar and W.Greiner, Phys.Rev.A **78**, 021803(R) (2008); H.Triki, K.Porsezian,

- A.Choudhuri and P.T.Dinda, Phys.Rev.A **93**, 063810 (2016); S.Chen, F.Baronio, J.M.Soto-Crespo, Y.Liu, and P.Grelu, Phys.Rev.E **93**, 062202 (2016).
- [17] V.I.Kruglov, A.C.Peacock and J.D.Harvey, Phys.Rev.Lett. **90**, 113902 (2003).
- [18] S.T.Cundiff, B. C. Collings, L. Boivin, M. C. Nuss, K. Bergman, W. H. Knox, S. G. Evangelides , Jour.Lightwave.Tech. **17**, 811 (1999).
- [19] R.Chen and G.Chang, Jour.Opt.Soc.Am.B **37**, 2388 (2020).
- [20] J.Schroder, S.Coen, F.Vanholsbeeck, T.Sylvestre, Opt.Letts. **31**, 3489 (2006); T.Sylvestre, S.Coen, P.Emplit, M.Haelterman, Opt.Letts. **27**, 482 (2002); C.J.S.deMatos, D.A.Chestnut, J.R.Taylor, Opt.Letts. **27**, 915 (2002).
- [21] G.P.Agrawal, Nonlinear Fiber Optics (Academic, Boston, 2001); X.Lin, H.Zhang, W.Liu, Appl.Math.Model. **102**, 305 (2022); G.Ma, J.Zhao, Q.Zhou, A.Biswas, W.Liu, Nonlinear Dyn. **106**, 2479 (2021).
- [22] M.Felix, D.Salazar, Proc.of SPIE **6422**, 64221Q (2007) (DOI:10.1117/12.742375).
- [23] T. Yamamoto, E. Yoshida, K.R. Tamura, K. Yonenaga, N. Nakazawa, IEEE Photon. Technol. Lett. 12(2000) 353.
- [24] K.W.Chow, N.Nakkeeran, B.A.Malomed, Opt.Comm. **219**, 251 (2003).
- [25] Y.V.Kartashov, V.A.Aleshkevich, V.A.Vysloukh, A.A.Egorov, A.S.Zelenina, Phys.Rev.E **67**, 036613 (2003).
- [26] K.Tamilselvan, T.Kanna and A.Govindarajan, Chaos **29**, 063121 (2019).
- [27] N.Saha, B.Roy, A.Khare, Chaos **31**, 113104 (2021).
- [28] D.Anderson and M.Lisak, Opt.Letts. **7**, 394 (1982).

- [29] J.R.de Oliveira and M.A. de Moura, Phys.Rev.E **57**, 4751 (1998).
- [30] Yuri S.kivshar, Govind P.Agrawal, Optical Solitons: From Fibres to Photonic Crystals (Academic Press, Boston, 2001).
- [31] F.M.Mitschke and L.F.Mollenauer, Opt.Lett. **11**, 659 (1986); J.P.Gordon, Opt.Lett. **11**, 662 (1986).
- [32] S.Hadrich, J.Rithhardt, M.Krebs, F.Tavella, A.Willner, J.Limpert and A.Tunnermann, Opt.Exp. **18**, 0242 (2010); Y.Song, C.Kim, K.Jung, H.Kim and J.Kim, Opt.Exp. **19**, 14518 (2011).
- [33] J.Jin, S. Wen, W. Cai, X. Fu, D. Fan, Proc.SPIE, **5627**, 324 (2005), Proc.SPIE, **5627**, 324 (2005); doi:10.1117/12.569232.
- [34] D.H.Peregrine, Jour.Aust.Math.Soc.B **25**, 16 (1983).
- [35] A.Choudhuri and K.Porsezian, Phys.Rev.A **85**, 033820 (2012),
- [36] Y.Fang, G.Wu, Y.Wang, C.Dai, Nonlinear Dyn. **105**, 603 (2021)
- [37] G.Wu, L.Yu,Y.Yang, Optik **207**,164405 (2020).