

# Effect of dilute impurities on short graphene Josephson junctions

Francesco M.D. Pellegrino<sup>1,2,3,4\*</sup>, Giuseppe Falci<sup>1,2,3,4</sup> and Elisabetta Paladino<sup>1,2,3,4</sup>

<sup>1</sup> Dipartimento di Fisica e Astronomia "Ettore Majorana", Università di Catania, Via S. Sofia 64, I-95123 Catania, Italy.

<sup>2</sup> INFN, Sez. Catania, I-95123 Catania, Italy.

<sup>3</sup> CNR-IMM, Via S. Sofia 64, I-95123 Catania, Italy.

<sup>4</sup> CSFNSM, Via S. Sofia 64, I-95123 Catania, Italy.

## Abstract

We study the effect of a dilute homogeneous spatial distribution of non-magnetic impurities on the equilibrium supercurrent sustained by a ballistic graphene Josephson junction in the short junction limit. Within the Dirac-Bogoliubov-de Gennes approach and modeling impurities by the Anderson model we derive the supercurrent and its equilibrium power spectrum. We find a modification of the current-phase relation with a reduction of the skewness induced by disorder, and a nonmonotonic temperature dependence of the critical current. The potentialities of the supercurrent power spectrum for accurate spectroscopy of the hybridized Andreev bound states-impurities spectrum are highlighted. In the low temperature limit, the supercurrent zero frequency thermal noise directly probes the spectral function at the Fermi energy.

The future of quantum technologies lies in hybrid systems achieving multitasking potentialities by combining different physical components with complementary functionalities [1, 2]. In particular, devices based on hybrid Josephson junctions have opened up new possibilities to engineer noise protected qubits being at the same time easily tunable via electrical ports [3]. Gate tunable superconducting qubits, so-called gatemons, have been successfully implemented with semiconducting nanowires [4, 5], InAs Josephson junctions [6, 7, 8], 2D materials [9], van der Waals heterostructures [10] and graphene [11, 12]. Their promising characteristics are reduced dissipative losses, crosstalk and compatibility with high magnetic fields [13, 14]. An exciting perspective is creating fault-tolerant topological qubits based on Majorana zero modes [15, 16]. A fundamental step towards these achievements has been the realization of high-quality graphene superconductor heterostructures with clean interfaces obtained by encapsulating graphene in hexagonal boron nitride (hBN) with one-dimensional edge contacts to superconducting

---

\*Corresponding author: francesco.pellegrino@dfa.unict.it

leads [17, 18, 19]. These heterostructures show ballistic transport of Cooper pairs over micron-scale lengths, gate-tunable supercurrents that persist at large parallel magnetic fields [20, 21, 22], and different features of 2D Andreev physics [23, 24, 25]. In addition, the extremely low specific-heat of graphene embedded in hBN allowed the realization of high sensitive GJJ-based microwave bolometers enabling circuit quantum electrodynamics applications [26, 27]. Single near-infrared photon detection has also been proven by coupling photons to localized surface plasmons of a GJJ which can be readily integrated into future JJ-based computing architectures as a high-speed, low-power optical interconnects [28]. GJJ is an excellent platform to realize exotic quantum states, recently long-lived Floquet-Andreev states have been generated by applying continuous microwave light without significant heating [29].

The unifying microscopic description of the Josephson effect in these heterostructures results from proximity effect and constructive interference between Andreev processes at the two N/S interfaces leading to coherent electron-hole superpositions, known as Andreev bound states (ABSs). In the short junction regime, the current-phase relation (CPR) resulting from the phase-dependence of the ABSs spectrum and density of states, differs from the sinusoidal CPR of tunnel Josephson junctions [30, 31] showing a skewness intrinsically related to the microscopic characteristics of the junctions as the number of transmitting channels and their transparency, and dependent on gate voltage and temperature [32, 33]. Recently, concomitant measurements of CPR and Andreev bound state spectrum in a highly transmissive InAs Josephson junction [6] highlighted the potentialities of hybrid planar JJ as sensors of fundamental phenomena occurring in heterostructures. Tunneling spectroscopy measurements in GJJ revealed the possible presence of microscopic quantum dots weakly coupled to the proximitized graphene, that behave as energy filters in tunneling process [12, 34]. Whether these impurities may influence the supercurrent of GJJ has not been yet established. On the other side it has been predicted that carrier density fluctuations of the graphene channel due carrier traps in the nearby substrate [35, 36] may induce critical current fluctuations with  $1/f$  spectrum [37, 38, 39]. An alternative mechanism, related to variation of the proximity induced gap in the graphene junction fabricated using hBN encapsulation, has been reported [40].

In this work, motivated by these observations, we investigate the effect of a dilute ensemble of non-magnetic localized impurities on the equilibrium supercurrent in a ballistic GJJ, employing an analytical approach based on the Dirac-Bogoliubov-de Gennes model [41]. In particular, we focus on the short channel limit [30], where the junction length is much smaller than the coherence length of the superconductors. Impurities are modeled by the Anderson model [42], which has been used to study the effect of adatoms on the graphene electron system [43, 44, 45, 46, 47]. Muñoz *et al.* [48] have recently investigated, using a self-consistent tight-binding approach, the influence of ripples [49, 50] and localized defects, described as Lifshitz impurities [51], on an intermediate length GJJ, where multiple ABSs occur at zero temperature. A Lifshitz impurity modifies the on-site energy at its location in the corresponding tight-binding Hamiltonian. In the dilute limit this type of disorder introduces a finite width to the Andreev peaks in the density of states, in agreement with the results obtained for a generic SNS junction with quasiclassical methods [52]. Contrary to the Lifshitz model, the Anderson model includes the

possibility of electron transfer from the host to some energy level that belongs to the adsorbed atom [46].

We derive the CPR of the disordered GJJ and demonstrate that dilute impurities are responsible for a peculiar forward skewness effect accompanied by the reduction of the critical current. Both quantities display a characteristic nonmonotonic temperature dependence rooted in the hybridized ABS-impurities energies. These results are complemented by the derivation of supercurrent power spectrum which allows to perform spectroscopy of impurity levels with energies close to the Fermi energy. In the static limit and at very low temperatures, the supercurrent noise displays a linear temperature dependence, resembling thermal noise, with a slope related to energy distribution of the impurity states. These results highlight the potentialities of short GJJ as highly sensitive detectors of microscopic defects spectral characteristics via measurements of the supercurrent and its thermal equilibrium noise.

### Results and Discussion

**Model.** The system considered in this work, schematically shown in Fig. 1, consists of a graphene layer (gray) partially covered by two superconducting electrodes (yellow), and deposited on a substrate (blue). We model the GJJ in the ballistic regime within the Dirac-Bogoliubov-de Gennes (D-BdG) approach, where superconducting metal stripes induce very large doping and superconductivity by proximity effect in the underlying graphene layer [41, 53, 54, 55, 56]. The D-BdG Hamiltonian reads

$$\hat{\mathcal{H}}_{\text{D-BdG}} = \sum_{\zeta=\pm} \int d^2\mathbf{r} \hat{\Psi}_{\zeta}^{\dagger}(\mathbf{r}) H_{\text{D-BdG}} \hat{\Psi}_{\zeta}(\mathbf{r}) , \quad (1)$$

where  $\zeta = \pm$  denotes the sum over the valley indices and

$$H_{\text{D-BdG}} = \tau_z \left[ U(\mathbf{r}) \mathbb{1}_{\sigma} + \frac{\hbar v_D}{i} (\partial_x \sigma_x + \partial_y \sigma_y) \right] + \tau_x \mathbb{1}_{\sigma} \text{Re}\Delta(\mathbf{r}) - \tau_y \mathbb{1}_{\sigma} \text{Im}\Delta(\mathbf{r}) , \quad (2)$$

$$\hat{\Psi}_{+}(\mathbf{r}) = [\hat{\psi}_{A,\mathbf{K},\uparrow}^{\dagger}(\mathbf{r}), \hat{\psi}_{B,\mathbf{K},\uparrow}^{\dagger}(\mathbf{r}), \hat{\psi}_{A,\mathbf{K}',\downarrow}(\mathbf{r}), \hat{\psi}_{B,\mathbf{K}',\downarrow}(\mathbf{r})]^{\dagger} , \quad (3)$$

$$\hat{\Psi}_{-}(\mathbf{r}) = [-\hat{\psi}_{B,\mathbf{K}',\uparrow}^{\dagger}(\mathbf{r}), \hat{\psi}_{A,\mathbf{K}',\uparrow}^{\dagger}(\mathbf{r}), -\hat{\psi}_{B,\mathbf{K},\downarrow}(\mathbf{r}), \hat{\psi}_{A,\mathbf{K},\downarrow}(\mathbf{r})]^{\dagger} , \quad (4)$$

$v_D \sim c/300$  is the Fermi velocity in monolayer graphene ( $c$  is the speed of light), the identity  $\mathbb{1}_{\sigma}$  and the set of Pauli matrices  $\{\sigma_x, \sigma_y, \sigma_z\}$  act on the ( $A$  and  $B$ ) sublattice subspace. The identity  $\mathbb{1}_{\tau}$  and  $\{\tau_x, \tau_y, \tau_z\}$  act on the electron-hole pair subspace. We approximate the superconductive order parameter and the scalar potential by a step-like profile, i.e.

$$\Delta(\mathbf{r}) = \Theta(|x| - L/2) \Delta_0 e^{i\phi_0(x)} , \quad (5)$$

$$\phi_0(x) = \Theta(x) \phi_R + \Theta(-x) \phi_L , \quad (6)$$

$$U(\mathbf{r}) = -\mu_0 \Theta(L/2 - |x|) - U_0 \Theta(|x| - L/2) , \quad (7)$$

where  $\Theta(x)$  is the Heaviside step function, and  $U_0 \gg |\mu_0|$ .

**Andreev Bound States.** We are interested in the short junction limit  $W \ll \xi \sim \hbar v_D / \Delta_0$ , where  $\xi$  is the superconducting coherence length. In general, the spectrum of the

D-BdG Hamiltonian consists of Andreev bound states (ABSs) and a continuum of eigenstates. The ABSs are subgap eigenstates,  $|E| < \Delta_0$ , and they are sensitive to the phase difference between the superconductive sides,  $\phi = \phi_R - \phi_L$ . They are spatially localized in the central normal phase region, while in the superconductive regions an evanescent tail is present. On the other hand, eigenstates corresponding to the continuum spectrum with eigenenergies above the gap,  $|E| > \Delta_0$ , are spatially delocalized along the entire device [57, 58]. In the short junction limit, eigenstates with energies above the gap do not depend on the phase difference  $\phi$ , thus only ABSs carry the Josephson equilibrium supercurrent. In this work, we neglect the continuum, focusing on the low-energy properties of the GJJs. We project the D-BdG Hamiltonian  $\hat{\mathcal{H}}_{\text{D-BdG}}$  onto the subspace spanned by the ABSs by the projector  $\hat{\mathcal{P}}_A$ , defining the Andreev Hamiltonian as  $\hat{\mathcal{H}}_A = \hat{\mathcal{P}}_A \hat{\mathcal{H}}_{\text{D-BdG}} \hat{\mathcal{P}}_A$ . For a given value of the phase difference  $\phi$ , we express the Andreev Hamiltonian as

$$\hat{\mathcal{H}}_A = \sum_{\zeta=\pm} \sum_k \epsilon(k, \phi) \hat{\Sigma}_{\zeta, k}^z, \quad (8)$$

where  $\hat{\Sigma}_{\zeta, k}^z = \hat{\gamma}_{+, \zeta, k}^\dagger \hat{\gamma}_{+, \zeta, k} - \hat{\gamma}_{-, \zeta, k}^\dagger \hat{\gamma}_{-, \zeta, k}$ ,  $\hat{\gamma}_{j, \zeta, k}$  represents the fermionic ABS operator labeled by the subband index  $j = \pm$  which denotes if the eigenenergy is below or above the Fermi level, the valley index  $\zeta = \pm$ , and the  $y$ -component of the momentum  $k$ , that is a conserved quantity because the GJJ is invariant along the  $y$  direction. The ABSs of the subband which lays below (above) the Fermi level are called lower (upper) ABSs. Each pair of valley index  $\zeta$  and momentum  $k$  identifies a two-level system with energy splitting  $2\epsilon(k, \phi)$ , independent of the valley index and given by

$$\epsilon(k, \phi) = \Delta_0 \sqrt{1 - \tau(k) \sin^2(\phi/2)}, \quad (9)$$

where  $\tau(k) = (k_F^2 - k^2)/[k_F^2 - k^2 \cos^2(L\sqrt{k_F^2 - k^2})]$  is the normal state transmission probability, and  $k_F = \mu_0/(\hbar v_D)$  is the Fermi wavenumber [41]. Within the subspace spanned by the ABSs, we express the Andreev current operator as

$$\hat{I}_A = -\frac{e\Delta_0^2}{\hbar} \sum_{\zeta=\pm} \sum_k \frac{\tau(k)}{\epsilon(k, \phi)} \sin(\phi/2) [\cos(\phi/2) \hat{\Sigma}_{\zeta, k}^z - \sqrt{1 - \tau(k)} \sin(\phi/2) \hat{\Sigma}_{\zeta, k}^x], \quad (10)$$

where the operators  $\hat{\Sigma}_{\zeta, k}^z$  and  $\hat{\Sigma}_{\zeta, k}^x = \hat{\gamma}_{+, \zeta, k}^\dagger \hat{\gamma}_{-, \zeta, k} + \hat{\gamma}_{-, \zeta, k}^\dagger \hat{\gamma}_{+, \zeta, k}$  are respectively diagonal and off-diagonal in the subband index  $j$ . The diagonal term is related to the supercurrents sustained by the respective ABSs, while the off-diagonal term is mainly responsible for current fluctuations [59]. We note that the supercurrent is suppressed in case of total reflection  $\tau(k) \rightarrow 0$ , and the off-diagonal matrix elements of  $\hat{I}_A$  become negligible for total transmission  $\tau(k) \rightarrow 1$ . (See Supplementary Note 1 for the wavefunctions solving the stationary D-BdG equation for the subgap ABSs and derivation of  $\hat{I}_A$ )

**Dilute impurities.** We model the dilute ensemble of impurities by the Anderson model [42], which has been conveniently applied to describe the effect of disorder in other graphene based devices [43, 44, 45, 46]. To start with, we consider  $N_D$  identical impurities, which respect the time reversal symmetry

$$\hat{\mathcal{H}}_D = \sum_{d=1}^{N_D} \hat{\Phi}_d^\dagger \epsilon_0 \tau_z \hat{\Phi}_d, \quad (11)$$

where  $\hat{\Phi}_d = [\hat{c}_{d,\uparrow}^\dagger, \hat{c}_{d,\downarrow}]^\dagger$ . The electron tunneling between Andreev states and impurities states is expressed by a potential  $\hat{\mathcal{V}}_D = \hat{\mathcal{V}} + \hat{\mathcal{V}}^\dagger$  of the following general form (see Supplementary Note 2)

$$\hat{\mathcal{V}} = \sum_{d=1}^{N_D} \sum_{\zeta=\pm} \int d^2\mathbf{r} \hat{\Phi}_d^\dagger V_{d,\zeta}(\mathbf{r}) \hat{\Psi}_\zeta(\mathbf{r}) , \quad (12)$$

and

$$V_{d,+}(\mathbf{r}) = \begin{bmatrix} v_{A,d}(\mathbf{r}) & v_{B,d}(\mathbf{r}) & 0 & 0 \\ 0 & 0 & -v_{A,d}^*(\mathbf{r}) & -v_{B,d}^*(\mathbf{r}) \end{bmatrix} , \quad (13)$$

$$V_{d,-}(\mathbf{r}) = \begin{bmatrix} -v_{B,d}^*(\mathbf{r}) & v_{A,d}^*(\mathbf{r}) & 0 & 0 \\ 0 & 0 & v_{B,d}(\mathbf{r}) & -v_{A,d}(\mathbf{r}) \end{bmatrix} . \quad (14)$$

The complete Hamiltonian of ABSs and impurities can be written in compact form by the following block decomposition

$$\hat{\mathcal{H}}_{\text{tot}} = \begin{bmatrix} \hat{\mathcal{H}}_A & \hat{\mathcal{P}}_A \hat{\mathcal{V}}^\dagger \\ \hat{\mathcal{V}} \hat{\mathcal{P}}_A & \hat{\mathcal{H}}_D \end{bmatrix} . \quad (15)$$

We emphasize that the diagonal blocks  $\hat{\mathcal{H}}_A$  and  $\hat{\mathcal{H}}_D$  act onto two different subspaces, the ABSs and impurities subspaces respectively. The off-diagonal blocks connect the two subspaces. The effect of disorder enters in the Green's function

$$\hat{\mathcal{G}}_{\text{tot}}(\Omega) = (\Omega - \hat{\mathcal{H}}_{\text{tot}})^{-1} . \quad (16)$$

By exploiting the block decomposition of the total Hamiltonian in Eq. (15), it is easy to express the block of the ABS's Green's function as follows

$$\hat{\mathcal{G}}(\Omega) = \hat{\mathcal{P}}_A \hat{\mathcal{G}}_{\text{tot}}(\Omega) \hat{\mathcal{P}}_A = [\Omega - \hat{\mathcal{H}}_{\text{eff}}]^{-1} , \quad (17)$$

where the effective Hamiltonian including the disordered ensemble of impurities reads

$$\hat{\mathcal{H}}_{\text{eff}} = \hat{\mathcal{H}}_A + \hat{\mathcal{P}}_A \hat{\mathcal{V}}^\dagger (\Omega - \hat{\mathcal{H}}_D)^{-1} \hat{\mathcal{V}} \hat{\mathcal{P}}_A , \quad (18)$$

and

$$\hat{\mathcal{V}}^\dagger (\Omega - \hat{\mathcal{H}}_D)^{-1} \hat{\mathcal{V}} = \int d^2\mathbf{r} \int d^2\mathbf{r}' \sum_{\zeta,\zeta'} \sum_{d=1}^{N_D} \hat{\Psi}_\zeta^\dagger(\mathbf{r}) V_{d,\zeta}^\dagger(\mathbf{r}) \left( \frac{\Omega}{\Omega^2 - \epsilon_0^2} \mathbb{1}_\tau + \frac{\epsilon_0}{\Omega^2 - \epsilon_0^2} \tau_z \right) V_{d,\zeta'}(\mathbf{r}') \hat{\Psi}_{\zeta'}(\mathbf{r}') , \quad (19)$$

for details see Supplementary Note 3.

Starting from a tight-binding description, and assuming that a generic impurity placed at  $\mathbf{r}_d$  in correspondence of a carbon site, acts on the electron system in graphene at atomic scale [60], the matrix elements of the short-range interaction potential, which appear in Eqs. (13)-(14), read

$$v_{\alpha,d}(\mathbf{r}) = t_0 \sqrt{A_c} [m_d \delta_{\alpha,A} + (1 - m_d) \delta_{\alpha,B}] e^{-i\frac{2\pi}{3} n_d} \delta(\mathbf{r} - \mathbf{r}_d) , \quad (20)$$

where  $t_0$  is a tunneling amplitude,  $m_d$  ( $n_d$ ) is an index taking the values  $\{0, 1\}$  ( $\{-1, 0, 1\}$ ), and  $A_c = 3\sqrt{3}a^2/2$  is the area of a unit cell [61]. The  $m_d$  index is related to the presence of the  $A/B$  sublattices, while  $n_d$  index is a consequence of the hexagonal symmetry of the lattice (technical details on the microscopic treatment of the impurities are in Supplementary Note 2). We assume a random distribution of the impurities positions  $\mathbf{r}_d$ , and of the indices  $(m_d, n_d)$ , this justifies the approximation of homogeneity  $\sum_d \approx [N_D/(12L_x W)] \sum_{m_d} \sum_{n_d} \int d^2\mathbf{r}_d$ , which gives

$$\hat{\mathcal{V}}^\dagger(\Omega - \hat{\mathcal{H}}_D)^{-1}\hat{\mathcal{V}} = \frac{n_D t_0^2}{2} \sum_{\zeta=\pm} \int d^2\mathbf{r} \hat{\Psi}_\zeta^\dagger(\mathbf{r}) \left( \frac{\Omega}{\Omega^2 - \epsilon_0^2} \mathbb{1}_\tau + \frac{\epsilon_0}{\Omega^2 - \epsilon_0^2} \tau_z \right) \hat{\Psi}_\zeta(\mathbf{r}), \quad (21)$$

where  $n_D = N_D/N$ , and  $N = 2WL_x/A_c$ . By projecting this effective potential, Eq. (21), onto the subspace spanned by the ABSs we obtain

$$\hat{\mathcal{P}}_A \hat{\mathcal{V}}^\dagger(\Omega - \hat{\mathcal{H}}_D)^{-1}\hat{\mathcal{V}} \hat{\mathcal{P}}_A = \frac{n_D t_0^2 \Omega}{2(\Omega^2 - \epsilon_0^2)} \sum_{\zeta=\pm} \sum_k \hat{\Sigma}_{\zeta,k}^0, \quad (22)$$

where  $\hat{\Sigma}_{\zeta,k}^0 = \hat{\gamma}_{+,\zeta,k}^\dagger \hat{\gamma}_{+,\zeta,k} + \hat{\gamma}_{-,\zeta,k}^\dagger \hat{\gamma}_{-,\zeta,k}$ . Note that, if Anderson impurities are replaced with defects described by localized electrostatic  $\delta$ -potentials [51], within the homogeneity approximation, one finds a potential of the form  $\propto \sum_{\zeta=\pm} \int d^2\mathbf{r} \hat{\Psi}_\zeta^\dagger(\mathbf{r}) \tau_z \hat{\Psi}_\zeta(\mathbf{r})$ . Projecting this potential onto the subspace spanned by the ABSs, one obtains that these defects have no effect on the ABSs.

If, instead of identical Anderson impurities, we consider a set of impurities with a distribution of energies  $\rho_{\text{imp}}(\epsilon) = \sum_l (N_{D,l}/N_{\text{imp}}) \delta(\epsilon - \epsilon_l)$ , where  $N_{\text{imp}} = \sum_l N_{D,l}$  is the total number of impurities, the effective Andreev Hamiltonian takes the form

$$\hat{\mathcal{H}}_{\text{eff}} = \hat{\mathcal{H}}_A + \frac{n_{\text{imp}} t_0^2 u(\Omega)}{2} \sum_{\zeta=\pm} \sum_k \hat{\Sigma}_{\zeta,k}^0, \quad (23)$$

where  $u(\Omega) = \Omega \int d\epsilon \rho_{\text{imp}}(\epsilon)/(\Omega^2 - \epsilon^2)$ , and  $n_{\text{imp}} = N_{\text{imp}}/N$ . Here, for simplicity the tunneling amplitude  $t_0$  between ABSs and all types of impurities is approximated by a constant, independent of the type of impurity. We emphasize that, due to the symmetries of the Hamiltonian, each pair of ABSs hybridizes independently with impurities states and the short-range interaction does not induce mixing of the upper and lower ABSs. In the following sections we will investigate how the spectral features of the entangled system enter the equilibrium supercurrent and its fluctuations.

**Equilibrium supercurrent.** The equilibrium supercurrent sustained by the GJJ in the short junction regime in the presence of a dilute distribution of impurities takes the following form

$$I(\phi) = \langle \hat{I}_A \rangle = -\frac{4e}{\hbar} \int \frac{d\Omega}{2\pi} \sum_{j=\pm} \sum_k j \frac{\partial \epsilon(k, \phi)}{\partial \phi} n_F(\Omega) A(j, k, \Omega), \quad (24)$$

where  $n_F(\Omega) = \{1 + \exp[\Omega/(k_B T)]\}^{-1}$ , and

$$\begin{aligned} A(j, k, \Omega) &= -2\text{Im} \langle j, \zeta, k | \hat{\mathcal{G}}_{\text{tot}}(\Omega + i0^+) | j, \zeta, k \rangle = \langle j, \zeta, k | \hat{\mathcal{G}}(\Omega + i0^+) | j, \zeta, k \rangle \\ &= -2\text{Im}[\Omega + i0^+ - j\epsilon(k, \phi) - n_{\text{imp}} t_0^2 u(\Omega + i0^+)]^{-1} \end{aligned} \quad (25)$$

is the spectral function, the last term accounts for coupling to the impurities. In the following, we will consider a Lorentzian distribution of their energies  $\rho_{\text{imp}}(\epsilon) = (\gamma/\pi)/[(\epsilon - \epsilon_0)^2 + \gamma^2]$ , which gives  $u(\Omega) = (\Omega + i\gamma)/[(\Omega + i\gamma)^2 - \epsilon_0^2]$ . There is no dependence on the valley index  $\zeta$  which introduces a degeneracy factor 2 (details of the equilibrium Green's functions formalism are given in Supplementary Note 4). In the CPR, the subband index  $j$  in front of ABSs eigenenergies  $\partial\epsilon(k, \phi)/\partial\phi$  is responsible for the opposite directions of the supercurrent carried by the two ABSs of each pair, for any value of the  $y$ -component of the wavevector. For sake of simplicity, in the following discussion we set the central energy of the impurities at the Fermi energy, i.e.  $\epsilon_0 = 0$ . Under this condition the spectral function reads

$$\begin{aligned} A(j, k, \Omega) &= -2\text{Im} \left[ \Omega + i0^+ - j\epsilon(k, \phi) - \frac{n_{\text{imp}}t_0^2}{\Omega + i\gamma} \right]^{-1} \\ &= -2\text{Im} \left[ \frac{1}{\Omega - \Omega_{+,j}(k, \phi)} \frac{\Omega_{+,j}(k, \phi) + i\gamma}{\Omega_{+,j}(k, \phi) - \Omega_{-,j}(k, \phi)} + \frac{1}{\Omega - \Omega_{-,j}(k, \phi)} \right. \\ &\quad \times \left. \frac{\Omega_{-,j}(k, \phi) + i\gamma}{\Omega_{-,j}(k, \phi) - \Omega_{+,j}(k, \phi)} \right], \end{aligned} \quad (26)$$

which has two complex poles

$$\Omega_{\lambda,j}(k, \phi) = \frac{j\epsilon(k, \phi) - i\gamma}{2} + \lambda \sqrt{\left( \frac{j\epsilon(k, \phi) + i\gamma}{2} \right)^2 + \frac{n_{\text{imp}}t_0^2}{2}}, \quad (27)$$

with  $\lambda = \pm$ . Symmetry properties and dependence of these complex energies on the system's physical parameters influence fundamentally the CPR. Here we discuss these properties in detail. Since the system is electron-hole symmetric, the poles in Eq. (27) have the following properties  $\text{Re}\Omega_{\lambda,j}(k, \phi) = -\text{Re}\Omega_{-\lambda,-j}(k, \phi)$ , and  $\text{sgn}[\text{Re}\Omega_{\lambda,j}(k, \phi)] = \lambda$ . In addition,  $\Omega_{\lambda,j}(k, \phi)$  are even function of  $k$ , since the  $k$  dependence originates from the transmission probability  $\tau(k)$ , see Eqs. (27) and (9). The dependence on the impurities parameters, in the dilute regime  $n_{\text{imp}}t_0^2/\Delta_0^2 \ll 1$ , is as follows. The two poles  $\text{Re}\Omega_{-,-}(k, \phi)$  and  $\text{Re}\Omega_{+,+}(k, \phi)$  are close to energies  $-\epsilon(k, \phi)$  and  $+\epsilon(k, \phi)$  of the ABS of the clean GJJ, for any value of the doping level  $\mu_0$ . Instead,  $\text{Re}\Omega_{+,-}(k, \phi)$  and  $\text{Re}\Omega_{-,+}(k, \phi)$  are close to the central energy  $\epsilon_0$  of the impurities energy distribution which we have fixed at the Fermi energy. The width of the impurities energies distribution,  $\gamma > 0$ , determines the finite lifetime of the resonances at  $\text{Re}\Omega_{\lambda,j}(k, \phi)$ . For any  $\gamma$ , the hybridization between the ABSs and the impurity states is stronger in correspondence of the component  $k$  such that  $\tau(k) \sim 1$ . Indeed, in proximity of the total transmission, the dispersion relation  $\epsilon(k, \phi)$  moves close to the Fermi energy, where the distribution  $\rho_{\text{imp}}(\epsilon)$  is centered. In the limiting case  $\gamma \rightarrow \infty$ , for given  $j$  and  $k$ , the spectral function tends to a single Dirac delta function at the ABSs energies, i.e.  $A(j, k, \Omega) \rightarrow -2\pi\delta(\Omega - j\epsilon(k, \phi))$ , corresponding to the clean GJJ. Fig. 2 a) sketches a couple of subgap levels  $\pm\epsilon(k, \phi)$  for a generic  $y$ -component of the wavevector  $k$  and superconductive phase difference  $\phi$ , in the clean limit ( $\gamma \rightarrow \infty$ ). Gray (black) level represents the lower (upper) ABSs, gray (black) horizontal arrow indicates the direction of the corresponding supercurrent contributions.

The Fermi-Dirac distribution on the left-hand side of Fig. 2 a) evidences that at low temperatures,  $k_B T \ll \Delta_0$ , only the lower ABS is occupied thus only its supercurrent contribution is active. In the opposite limit  $\gamma \rightarrow 0^+$ , the poles in Eq. (27) reduce to the exact eigenenergies of the total Hamiltonian  $\hat{\mathcal{H}}_{\text{tot}}$ , namely  $\Omega_{\lambda,j}(k, \phi) \rightarrow j\epsilon(k, \phi)/2 + \lambda\sqrt{\epsilon(k, \phi)^2/4 + n_{\text{imp}}t_0^2/2}$ . The poles labeled by  $\lambda = -$  ( $\lambda = +$ ) lay energetically below (above) the Fermi energy. For given  $j$  and  $k$ , the spectral function becomes a weighted sum of two Dirac delta functions centered at those eigenenergies,  $A(j, k, \Omega) \rightarrow -2\pi \sum_{\lambda=\pm} \delta(\Omega - \Omega_{\lambda,j}(k, \phi))\Omega_{\lambda,j}(k, \phi)/[\Omega_{\lambda,j}(k, \phi) - \Omega_{-\lambda,j}(k, \phi)]$ . Fig. 2 b) shows the four subgap levels for  $\gamma \rightarrow 0^+$ , for a generic  $y$ -component of the wavevector  $k$  and superconductive phase difference  $\phi$ . Here, the states associated with the gray (black) levels  $\Omega_{\lambda,-}$  ( $\Omega_{\lambda,+}$ ) labeled by the subband index  $j = -$  ( $j = +$ ) have a finite overlap on the lower (upper) and zero overlap on the upper (lower) ABSs of the clean GJJ, and they carry a supercurrent contribution  $\propto -\partial\epsilon(k, \phi)/\partial\phi$  ( $\propto \partial\epsilon(k, \phi)/\partial\phi$ ). By comparing the Fermi-Dirac distribution at low temperature,  $k_B T \ll \Delta_0$ , with the structure of levels, one sees that the occupied states are those labeled by  $(\lambda = -, j = -)$  and  $(\lambda = -, j = +)$ . They have finite overlap with the lower and upper ABS respectively. Therefore, they carry supercurrent contributions in opposite directions. In other words, the presence of impurities activates the supercurrent contribution of the upper ABS also at zero temperature, reducing the total supercurrent contribution for each  $k$ . This compensating effect on the supercurrent is largest when the hybridization is maximal, namely for  $k$  such that  $\tau(k) \sim 1$ . Figs. 3 a) and b) show the CPR at zero temperature, obtained by using Eq. (24), with  $n_{\text{imp}}t_0^2/\Delta_0 = 0.1$ , for different values of  $\gamma$ , at zero doping,  $\mu_0 = 0$  (Figs. 3 a)) and at the finite doping level  $\mu_0 = 5\hbar v_D/L$  (Figs. 3 b)). In both cases we observe that in the clean limit ( $\gamma \rightarrow \infty$ ) the CPR shows the largest skewness and critical current. For finite values of  $\gamma$ , the hybridization between the ABSs and the impurities sets in. As a consequence, both skewness and critical current reduce. This effect can be explained by observing that the modes mainly affected by the presence of disorder are the high transparent ones,  $\tau(k) \sim 1$ . These modes are also the ones largely responsible for skewness of the clean GJJ giving a supercurrent contribution  $\propto \partial\epsilon(k, \phi)/\partial\phi \sim \Delta_0 \sin(\phi/2)$ , whereas modes with low transparency imply the standard sinusoidal dependence  $\propto \sin(\phi)$ . The phase difference where the supercurrent is maximal  $\phi_{\text{max}}$ , depends on  $\gamma$  and on the doping level  $\mu_0$ . In particular, we denote with  $\phi^*$  the value in the clean limit  $\phi^* = \lim_{\gamma \rightarrow \infty} \phi_{\text{max}}$ . The effect of the impurities energy distribution,  $\gamma$ , on the maximal supercurrent is illustrated in Figs. 3 c) and d) where we plot the supercurrent evaluated at  $\phi = \phi^*$ , for two different values of the doping. In both cases we observe a monotonic increase of the supercurrent with increasing  $\gamma$ , the supercurrent is minimal for the Dirac delta energy distribution, i.e.  $\gamma \rightarrow 0^+$ .

According to the D-BdG theory, the critical current in short ballistic GJJ decreases monotonically with temperature [41]. Whereas, this qualitative trend has been observed in recent experiments, smaller values of the critical current than one at zero temperature accompanied by unexplained irregularities have also been reported [22, 32, 33, 62]. Similar discrepancies have been observed also for the temperature dependence of the skewness [33]. Here, we discuss the temperature dependence of the critical current and skewness resulting from the hybridization of ABSs with impurities which provide an alter-



native mechanism for the reported deviations. Fig. 4 shows the critical current, panels a) and b), and the skewness defined as  $S = 2\phi_{\max}/\pi - 1$ , panels c) and d), as a function of temperature (solid lines), compared with the respective values at zero temperature (horizontal dashed lines). Figs. 4 a) and c) refer to the undoped case, while Figs. 4 b) and d) refer to the doped case with  $\mu_0 = 5\hbar v_D/L$ . The temperature dependencies in the clean limit,  $\gamma \rightarrow \infty$ , derive from the thermal population of pairs of ABSs carrying opposite supercurrents inducing a monotonic decrease of the critical current with temperature (cyan lines). Moreover, for any given phase difference  $\phi$ , thermal activation of the upper Andreev levels is mainly effective for wavevector components  $k$  corresponding to large transmission  $\tau(k)$ , since the corresponding energies  $\epsilon(k, \phi)$  are closer to the Fermi energy. These modes are also responsible for the forward skewness of the CPR. Therefore, in the clean limit,  $S$  diminishes with increasing temperature, as shown in Figs. 4 c) and d) (cyan lines). Instead the presence of single-energy impurities (black lines), i.e.  $\gamma \rightarrow 0^+$ , both the critical current and skewness display a nonmonotonic temperature dependence. This behavior can be understood considering the thermal population of hybridized Andreev-impurities energies sketched in Fig. 2 b). For small temperatures  $k_B T \lesssim n_{\text{imp}} t_0^2 / \Delta_0$  the only levels above the Fermi energy which become populated are levels  $(\lambda = +, j = -)$ . They carry a supercurrent in the same direction of the dominant contribution due to the lowest hybridized level  $(\lambda = -, j = -)$ , while it is opposite to the contribution of the level  $(\lambda = -, j = +)$ . In other words, the thermal activation of supercurrent contributions of the hybridized levels  $(\lambda = +, j = -)$  suppresses the effect of the disorder and induces an increase both of the critical current and the forward-skewness. For larger temperatures, such that  $n_{\text{imp}} t_0^2 / \Delta_0 < k_B T < \Delta_0$ , for each  $k$ , the supercurrent contributions of the levels  $(\lambda = -, j = +)$  and  $(\lambda = +, j = -)$  are comparable and cancel each other. On the other side the population of the topmost level  $(\lambda = +, j = +)$  becomes significant and contributes with a supercurrent summing up to the one due to the hybridized ground state. As a consequence, the thermal trend becomes one observed in the clean limit (cyan lines). At these range of temperatures, critical current and skewness are decreasing. Finally, the red line in Fig. 4 shows the temperature dependence of the critical current and the skewness in the presence of a finite width  $\gamma = \Delta_0/10$ , which are qualitatively similar to the case with a single-energy (cyan lines), but the finite width  $\gamma \sim n_{\text{imp}} t_0^2 / \Delta_0$ , makes the increasing dependencies of the temperature less visible. Thus hybridization between ABSs and impurities originates smaller critical current and skewness than the clean limit expectation based on the BdG theory, but nonmonotonic temperature dependence.

**Supercurrent noise.** A convenient quantity to identify spectral features of the hybridized system is the supercurrent noise spectrum. As a difference with the CPR, which reflects the overall effect of the hybridized system, the supercurrent noise spectrum directly probes the possible absorption/emission frequencies because of the fluctuation-dissipation theorem [63]. In particular, for  $\omega > 0$ ,  $\mathcal{S}(\omega)$  gives the absorption spectrum. Therefore, the supercurrent power spectrum can be used for a spectroscopic analysis of the source of disorder. For fixed phase difference  $\phi$ , the equilibrium supercurrent fluctuations are expressed by noise power spectral density

$$\mathcal{S}(\omega) = \int_{-\infty}^{\infty} dt e^{i\omega t} [\langle \hat{I}_A(t) \hat{I}_A(0) \rangle - \langle \hat{I}_A(t) \rangle \langle \hat{I}_A(0) \rangle], \quad (28)$$

where  $\langle \dots \rangle$  denotes the thermal equilibrium average of the entire system and the Andreev current operator  $\hat{I}_A$  defined in Eq. (10). After algebraic manipulations (shown in detail in Supplementary Note 4), we obtain

$$\begin{aligned} \mathcal{S}(\omega) = & \hbar \sum_{j=\pm, j'=\pm} \sum_{\zeta=\pm} \sum_k \int \frac{d\Omega}{2\pi} n_F(\Omega) [1 - n_F(\Omega + \hbar\omega)] |\langle j, \zeta, k | \hat{I}_A | j', \zeta, k \rangle|^2 \\ & \times A(j, k, \Omega) A(j', k, \Omega + \hbar\omega). \end{aligned} \quad (29)$$

where the spectral function is given by Eq. (25). Figs. 5 a) and b) show  $\mathcal{S}(\omega)$  evaluated at  $\phi = \phi^*$  for zero and finite doping and different widths  $\gamma$  of the impurities energy distribution, at  $T = 10^{-2} \Delta_0 / k_B$ . In the clean limit, spectral features are present only in the frequency domain  $2\Delta_0 |\cos(\phi^*/2)| \leq \hbar\omega \leq 2\Delta_0$  (gray shaded region). The first qualitative feature of the presence of the dilute impurities is the appearance of additional spectral features at smaller frequencies (white region).

The supercurrent power spectrum can be explained in terms of the transitions indicated in the scheme of Fig. 2 b). For a generic  $y$ -component of the wavevector  $k$ , there are four possible energies indicated by the colored dashed vertical arrows. The transition with largest energy (red dashed arrow) links the levels labeled by  $(\lambda = -, j = -)$  and  $(\lambda = +, j = +)$ , the transition energy lays in the interval  $\Delta_0 < \hbar\omega < 2\Delta_0$ . The two levels involved collapse respectively to the lower and upper Andreev level by turning off the interaction,  $t_0 \rightarrow 0$ . The transitions at intermediate energies, i.e.  $\hbar\omega \lesssim \Delta_0$ , can be classified in two types, the first one is  $(\lambda = -, j) \rightarrow (\lambda = +, j)$  (blue dashed) and the second one  $(\lambda, j = -) \rightarrow (\lambda, j = +)$  (green dashed). The latter class of transitions (green dashed) are strongly suppressed by the Pauli blocking. Finally, there is a class of very low energy transitions,  $\hbar\omega \ll \Delta_0$ , (orange dashed) between the levels  $(\lambda = +, j = -)$  and  $(\lambda = -, j = +)$ . By turning off the interaction these two states have no overlap with the ABSs, so they do not contribute to the supercurrent.

In order to understand the origin of the main features of the supercurrent power spectrum, we first focus on the case with  $\gamma \rightarrow 0^+$ . Here, for any generic  $\phi$ , the supercurrent power spectrum shows several square root divergences, each singularity occurs at an energy  $\hbar\omega$  that corresponds to an extremum of the energy difference between the two subgap levels involved in the transition  $\Omega_{\lambda,j}(k, \phi) - \Omega_{\lambda',j'}(k, \phi)$ . Since  $\partial \Omega_{\lambda,j}(k, \phi) / \partial k = (\partial \Omega_{\lambda,j}(k, \phi) / \partial \tau(k)) (\partial \tau(k) / \partial k)$ , the extrema of  $\Omega_{\lambda,j}(k, \phi) - \Omega_{\lambda',j'}(k, \phi)$  occur at the wavenumber  $k$  where also the transmission probability  $\tau(k)$  is extreme. In fact  $\tau(k)$  is a bounded even function ( $0 \leq \tau(k) \leq 1$ ), which takes its maximum value  $\tau(k) = 1$  (total transmission), for  $k = 0$  (Klein tunneling) and for  $k = \pm \sqrt{k_F^2 - (\pi n)^2 / L^2}$  (stationary wave condition). The number of wavevector component  $k$  which fulfills the stationary wave condition is  $2\text{Int}(k_F L / \pi)$ , and it depends on the doping level  $\mu_0$ . In correspondence of the values of  $k$  which give total transmission the energy differences are equal to  $\Omega_{\lambda,j}(0, \phi) - \Omega_{\lambda',j'}(0, \phi)$ . In between the  $2\text{Int}(k_F L / \pi) + 1$  values of  $k$  where  $\tau(k) = 1$ , the transmission probability  $\tau(k)$  takes  $2\text{Int}(k_F L / \pi)$  local minima for  $k$  values solving the transcendental equation  $k_F^2 \sin(L\sqrt{k_F^2 - k^2}) = Lk^2 \sqrt{k_F^2 - k^2} \cos(L\sqrt{k_F^2 - k^2})$ , such that  $|k| < k_F$ . By analyzing the supercurrent power spectrum  $\mathcal{S}(\omega)$ , we see that if the two subgap levels involved  $(\lambda, j)$  and  $(\lambda', j')$  are such that  $j' = j$  then square root divergences may appear in correspondence of both a global maximum and a local minimum of the

transmission probability. Thus, there are  $\text{Int}(k_F L/\pi)$  square root divergences associated with the minima and a further square root divergence associated with total transmission. On the other hand, if the two subgap levels involved are  $(\lambda, j)$  and  $(\lambda', j')$  such that  $j' = -j$  then the square root divergences appear in correspondence only of a local minimum of the transmission probability, since the matrix element  $\langle j, \zeta, k | \hat{I}_A | -j, \zeta, k \rangle$  vanishes for  $k$  such that  $\tau(k) = 1$ , independently of the valley index  $\zeta$ . Thus, for  $j' = -j$  there are  $\text{Int}(k_F L/\pi)$  square root divergences. At a finite  $\gamma > 0$ , the exact levels described above are replaced by resonances with a finite lifetime, see Eq. (27). The square root divergences become resonances and the supercurrent power spectrum is a regular function of the frequency. For  $\gamma \rightarrow \infty$ , the levels  $(\lambda = -, j = -)$  and  $(\lambda = +, j = +)$  collapse to the Andreev levels of the clean GJJ that have an infinite lifetime, whereas the levels  $(\lambda = -, j = +)$  and  $(\lambda = +, j = -)$  become ill-defined resonances with a vanishing lifetime. For  $\gamma \gg \Delta_0$ , the supercurrent power spectrum tends to the profile of a clean GJJ (see cyan lines in Figs. 5 a) and b)), where there is no signal in the low frequency domain  $\hbar\omega \lesssim \Delta_0$  (see white regions in Figs. 5 a) and b)). In Fig. 5 a), which refers to the undoped case, one sees that for  $\gamma \rightarrow 0^+$  (black line) the supercurrent power spectrum shows a single square root divergence placed at the intermediate energy  $\hbar\omega = \sqrt{\Delta_0^2 \cos^2(\phi^*) + 2n_{\text{imp}}t_0^2} \approx 0.71\Delta_0$ , while in the clean limit  $\gamma \rightarrow \infty$  (cyan line) the supercurrent power spectrum is a smooth function. The case of finite doping is shown in Fig. 5 b), where  $\mu_0 = 5\hbar v_D/L$ . In the limiting case  $\gamma \rightarrow 0^+$  (black line) the supercurrent power spectrum shows four square root divergences. In particular, there is a divergence in the shaded region  $\hbar\omega = \epsilon(\bar{k}, \phi^*) + \sqrt{\epsilon(\bar{k}, \phi^*)^2 + 2n_{\text{imp}}t_0^2} \approx 1.43\Delta_0$  (where the value  $\bar{k} \approx 2.9/L$  solves the transcendental equation shown above), there are two divergences in the intermediate energies, i.e.  $\hbar\omega = \sqrt{\epsilon(\bar{k}, \phi^*)^2 + 2n_{\text{imp}}t_0^2} \approx 0.78\Delta_0$  and  $\hbar\omega = \sqrt{\Delta_0^2 \cos^2(\phi^*) + 2n_{\text{imp}}t_0^2} \approx 0.71\Delta_0$ , and a further square root divergence appears at low energy  $\hbar\omega = -\epsilon(\bar{k}, \phi^*) + \sqrt{\epsilon(\bar{k}, \phi^*)^2 + 2n_{\text{imp}}t_0^2} \approx 0.14\Delta_0$ . In the clean limit  $\gamma \rightarrow \infty$  (cyan line), only the square root divergence in shaded region holds, and it is red-shifted at  $\hbar\omega = 2\epsilon(\bar{k}, \phi^*) \approx 1.29\Delta_0$ .

We note that, because of disorder, the zero frequency current noise reduces to the linear thermal noise behaviour for sufficiently small temperatures. The slope of the linear dependence can be related to the impurity energy distribution. Indeed, the limit  $k_B T \ll \gamma, \Delta_0$ , one has

$$\begin{aligned}
\mathcal{S}(0) &= \hbar \sum_{j=\pm, j'=\pm} \sum_{\zeta=\pm} \sum_k \int \frac{d\Omega}{2\pi} \frac{1}{4 \cosh^2(\frac{\Omega}{2k_B T})} |\langle j, \zeta, k | \hat{I}_A | j', \zeta, k \rangle|^2 \\
&\times A(j, k, \Omega) A(j', k, \Omega) \\
&\approx \left[ \frac{\hbar}{2\pi} \sum_{j=\pm, j'=\pm} \sum_{\zeta=\pm} \sum_k |\langle j, \zeta, k | \hat{I}_A | j', \zeta, k \rangle|^2 A(j, k, 0) A(j', k, 0) \right] k_B T \\
&= \sin^2(\phi/2) \left\{ \frac{8\pi e^2 \Delta_0^2}{\hbar} \sum_k \left[ \frac{\tau(k)}{\pi} \frac{(n_{\text{imp}} t_0^2)/(2\gamma)}{\epsilon^2(k, \phi) + (n_{\text{imp}} t_0^2)^2/(2\gamma)^2} \right]^2 \right\} k_B T,
\end{aligned} \tag{30}$$

where we have approximated  $1/[4 \cosh^2(\frac{\Omega}{2k_B T})] \rightarrow k_B T \delta(\Omega)$ . We have assumed that any spectral function  $A(j, k, \Omega)$  is smooth, thus it can be approximated as  $A(j, k, 0) =$

$(n_{\text{imp}}t_0^2/\gamma)/[\epsilon^2(k, \phi) + (n_{\text{imp}}t_0^2)^2/(2\gamma)^2]$ . Note that the slope of the linear temperature behavior depends on the width  $\gamma$ , in particular it vanishes in both limits  $\gamma \rightarrow 0^+$  and  $\gamma \rightarrow \infty$ . The dependence on  $\gamma$  of  $\mathcal{S}(0)$  is shown in Fig. 5 c) and Fig. 5 d) for zero and finite doping, respectively.

### Conclusion

In this work we have investigated the modifications of the Andreev spectrum in a short ballistic GJJ due to the hybridization with a dilute set of non-magnetic impurities homogeneously distributed below the entire device. The ABSs are described by a D-BdG model. Within this formalism, we considered a set of impurities described by the Anderson model, and with a Lorentzian distribution of energies about the Fermi energy with a width  $\gamma$ . We remark that our analytic formalism can be readily applied also to other distributions of impurity energy levels. Here, we have obtained that, both with undoped and doped normal region, for any value of the energy width  $\gamma$ , the dilute ensemble of impurities causes a reduction of the critical current and, more prominently, of the skewness the current-phase relation. In an impurity-free GJJ the current phase relation is skewed by very high transmittance channels [30, 41]. Here, we found that exactly these ABSs, labeled by  $k$  such that  $\tau(k) \sim 1$ , are mainly hybridized with the impurity levels. This phenomenon leads to a reduction of the supercurrent contributions that induce the skewness of the CPR. Moreover, we found that thermal excitations can inhibit this mechanism due to the population of higher energy hybridized ABS-impurity states carrying opposite supercurrent. This determines a counterintuitive increase of both the critical current and the skewness around a range of low temperatures, such that  $k_B T \sim t_0^2 n_{\text{imp}} / \Delta_0$ . Within our formalism, we have also derived the power spectrum of the supercurrent both with undoped and doped normal region. This quantity turns out to be a powerful spectroscopic tool of the hybridized spectrum. In particular, for an impurity-free GJJ, we find a low frequency domain,  $0 \leq \omega < 2\Delta_0 |\cos(\phi/2)|/\hbar$ , where the power spectrum of the supercurrent is vanishing, and it is tunable by the superconductive phase difference  $\phi$ . Because of the hybridization of the ABSs with impurity levels, resonances appear in the low frequency region whose position and number have been predicted. Moreover, we have connected all the peaks of the power spectrum to features of the transmittance probability  $\tau(k)$ . Finally, we have seen that at very low temperatures ( $k_B T \ll \Delta_0, \gamma$ ), the power spectrum of the supercurrent displays a linear dependence on the temperature, with a slope related to the spectral weight at the Fermi level, which vanishes both for  $\gamma \rightarrow 0^+$  and  $\gamma \rightarrow \infty$ . These results highlight the extraordinary potentialities of the supercurrent in a GJJ and its equilibrium noise as probes of impurities accidentally present even in clean van der Waals heterostructures. Future work will be devoted to study the effect of Anderson impurities on GJJ in the long and intermediate junction limits, by taking into account the Andreev continuum which cannot be disregarded.

### Methods

The integration above has been performed with Python numerical routines, in particular we have used the free and open-source library Scipy [64].

### Data availability

The data that support the findings of this study are available from the corresponding

author upon request.

## References

- [1] A. Laucht, F. Hohls, N. Ubbelohde, M. F. Gonzalez-Zalba, . J Reilly, S. Stobbe, T. Schröder, P. Scarlino, J. V Koski, A. Dzurak, C.-H. Yang, J. Yoneda, F. Kuemmeth, H. Bluhm, J. Pla, C. Hill, J. Salfi, A. Oiwa, J. T Muhonen, Verhagen E, M. D. LaHaye, H. H. Kim, A. W. Tsen, D. Culcer, A. Geresdi, J. A Mol, V. Mohan, P. K. Jain, and J. Baugh. Roadmap on quantum nanotechnologies. Nanotechnology, 32(16):162003, feb 2021.
- [2] N. P. de Leon, K. M. Itoh, D. Kim, K. K. Mehta, T. E. Northup, H. Paik, B. S. Palmer, N. Samarth, S. Sangtawesin, and D. W. Steuerman. Materials challenges and opportunities for quantum computing hardware. Science, 372(6539):eabb2823, 2021.
- [3] A. Gyenis, A. Di Paolo, J. Koch, A. Blais, A. A. Houck, and D. I. Schuster. Moving beyond the transmon: Noise-protected superconducting quantum circuits. PRX Quantum, 2:030101, Sep 2021.
- [4] T. W. Larsen, K. D. Petersson, F. Kuemmeth, T. S. Jespersen, P. Krogstrup, J. Nygård, and C. M. Marcus. Semiconductor-nanowire-based superconducting qubit. Phys. Rev. Lett., 115:127001, Sep 2015.
- [5] G. de Lange, B. van Heck, A. Bruno, D. J. van Woerkom, A. Geresdi, S. R. Plissard, E. P. A. M. Bakkers, A. R. Akhmerov, and L. DiCarlo. Realization of microwave quantum circuits using hybrid superconducting-semiconducting nanowire Josephson elements. Phys. Rev. Lett., 115:127002, Sep 2015.
- [6] F. Nichele, E. Portolés, A. Fornieri, A. M. Whiticar, A. C. C. Drachmann, S. Gronin, T. Wang, G. C. Gardner, C. Thomas, A. T. Hatke, M. J. Manfra, and C. M. Marcus. Relating Andreev bound states and supercurrents in hybrid Josephson junctions. Phys. Rev. Lett., 124:226801, Jun 2020.
- [7] A. Kringhøj, L. Casparis, M. Hell, T. W. Larsen, F. Kuemmeth, M. Leijnse, K. Flensberg, P. Krogstrup, J. Nygård, K. D. Petersson, and C. M. Marcus. Anharmonicity of a superconducting qubit with a few-mode Josephson junction. Phys. Rev. B, 97:060508, Feb 2018.
- [8] A. Kringhøj, T. W. Larsen, B. van Heck, D. Sabonis, O. Erlandsson, I. Petkovic, D. I. Pikulin, P. Krogstrup, K. D. Petersson, and C. M. Marcus. Controlled dc monitoring of a superconducting qubit. Phys. Rev. Lett., 124:056801, Feb 2020.
- [9] K.-H. Lee, S. Chakram, S. E. Kim, F. Mujid, A. Ray, H. Gao, C. Park, Y. Zhong, D. A. Muller, D. I. Schuster, and J. Park. Two-dimensional material tunnel barrier for

- Josephson junctions and superconducting qubits. Nano Letters, 19(11):8287–8293, 2019. PMID: 31661615.
- [10] A. Antony, M. V. Gustafsson, Guilhem J. R., M. Ware, A. Rajendran, L. C. G. Govia, T. A. Ohki, T. Taniguchi, K. Watanabe, J. Hone, and K. C. Fong. Miniaturizing transmon qubits using van der waals materials. Nano Letters, 21(23):10122–10126, 2021. PMID: 34792368.
  - [11] L. Casparis, M. R. Connolly, M. Kjaergaard, N. J. Pearson, A. Kringhøj, T. W. Larsen, C. Thomas F. Kuemmeth and T. Wang, S. Gronin, G. C. Gardner, M. J. Manfra, C. M. Marcus, and K. D. Petersson. Superconducting gatemon qubit based on a proximitized two-dimensional electron gas. Nature Nanotechnology, 13:915–919, 2018.
  - [12] J. I-J. Wang, D. Rodan-Legrain, L. Bretheau, D. L. Campbell, B. Kannan, D. Kim, M. Kjaergaard, P. Krantz, G. O. Samach, F. Yan, J. L. Yoder, K. Watanabe, T. Taniguchi, T. P. Orlando, S. Gustavsson, P. Jarillo-Herrero, and W. D. Oliver. Coherent control of a hybrid superconducting circuit made with graphene-based van der Waals heterostructures. Nature Nanotech., 14:120–125, 2019.
  - [13] F. E. Schmidt, M. D. Jenkins, K. Watanabe, T. Taniguchi, and G. A. Steele. A ballistic graphene superconducting microwave circuit. Nature Comm., 9:4069, 2018.
  - [14] J. G. Kroll, W. Uilhoorn, K. L. van der Enden, D. de Jong, K. Watanabe, M. C. Cassidy, and L. P. Kouwenhoven. Magnetic field compatible circuit quantum electrodynamics with graphene Josephson junctions. Nat. Comm., 9:4615, 2018.
  - [15] J. Shabani, M. Kjaergaard, H. J. Suominen, Younghyun Kim, F. Nichele, K. Pakrouski, T. Stankevici, R. M. Lutchyn, P. Krogstrup, R. Feidenhans'l, S. Kraemer, C. Nayak, M. Troyer, C. M. Marcus, and C. J. Palmstrøm. Two-dimensional epitaxial superconductor-semiconductor heterostructures: A platform for topological superconducting networks. Phys. Rev. B, 93:155402, Apr 2016.
  - [16] C. Nayak, S. H. Simon, A. Stern, M. Freedman, and S. Das Sarma. Non-abelian anyons and topological quantum computation. Rev. Mod. Phys., 80:1083–1159, Sep 2008.
  - [17] C. R. Dean, A. F. Young, I. Meric, C. Lee, L. Wang, S. Sorgenfrei, K. Watanabe, T. Taniguchi, P. Kim, K. L. Shepard, and J. Hone. Boron nitride substrates for high-quality graphene electronics. Nature Nanotech., 5:722–726, 2010.
  - [18] S.V. Morozov L. Britnell R. Jalil L.A. Ponomarenko P. Blake K.S. Novoselov K. Watanabe T. Taniguchi A.S. Mayorov, R.V. Gorbachev and A.K. Geim. Micrometer-scale ballistic transport in encapsulated graphene at room temperature. Nano Lett., 11:2396–2399, 2011.
  - [19] P. Y. Huang Q. Gao Y. Gao H. Tran T. Taniguchi K. Watanabe L. M. Campos D. A. Muller J. Guo P. Kim J. Hone K. L. Shepard L. Wang, I. Meric and C. R. Dean.

- One-dimensional electrical contact to a two-dimensional material. Science, 342:614, 2013.
- [20] V. E. Calado, S. Goswami, G. Nanda, M. Diez, A. R. Akhmerov, K. Watanabe, T. Taniguchi, T. M. Klapwijk, and L. M. K. Vandersypen. Ballistic Josephson junctions in edge-contacted graphene. Nature Nanotech., 10:761–764, 2015.
  - [21] M. Ben Shalom, M. J. Zhu, V. I. Falko, A. Mishchenko, A. V. Kretinin, K. S. Novoselov, C. R. Woods, K. Watanabe, T. Taniguchi, A. K. Geim, and J. R. Prance. Quantum oscillations of the critical current and high-field superconducting proximity in ballistic graphene. Nature Phys., 12:318–322, 2016.
  - [22] I. V. Borzenets, F. Amet, C. T. Ke, A. W. Draelos, M. T. Wei, A. Seredinski, K. Watanabe, T. Taniguchi, Y. Bomze, M. Yamamoto, S. Tarucha, and G. Finkelstein. Ballistic graphene Josephson junctions from the short to the long junction regimes. Phys. Rev. Lett., 117:237002, 2016.
  - [23] M. T. Allen, O. Shtanko, I. C. Fulga, J. I.-J. Wang, D. Nurgaliev, K. Watanabe, T. Taniguchi, A. R. Akhmerov, P. Jarillo-Herrero, L. S. Levitov, and A. Yacoby. Observation of electron coherence and Fabry–Perot standing waves at a graphene edge. Nano Lett., 17(12):7380f–7386, 2017.
  - [24] F. Amet, C. T. Ke, I. V. Borzenets, J. Wang, K. Watanabe, T. Taniguchi, R. S. Deacon, M. Yamamoto, Y. Bomze, S. Tarucha, and G. Finkelstein. Supercurrent in the quantum Hall regime. Science, 352:966–969, 2016.
  - [25] L. Bretheau, J. I.-J. Wang, R. Pisoni, K. Watanabe, T. Taniguchi, and P. Jarillo-Herrero. Tunnelling spectroscopy of Andreev states in graphene. Nature Phys., 13:756–760, 2017.
  - [26] Gil-Ho Lee, Dmitri K. Efetov, Woonchan Jung, Leonardo Ranzani, Evan D. Walsh, Thomas A. Ohki, Takashi Taniguchi, Kenji Watanabe, Philip Kim, Dirk Englund, and Kin Chung Fong. Graphene-based Josephson junction microwave bolometer. Nature, 586:42–46, 2020.
  - [27] R. Kokkonen, J. P. Girard, D. Hazra, A. Laitinen, J. Govenius, R. E. Lake, I. Sallinen, V. Vesterinen, M. Partanen, J. Y. Tan, K. W. Chan, K. Y. Tan, P. Hakonen, and M. Möttönen. Bolometer operating at the threshold for circuit quantum electrodynamics. Nature, 586:47–51, 2020.
  - [28] Evan D. Walsh, Woonchan Jung, Gil-Ho Lee, Dmitri K. Efetov, Bae-Ian Wu, K.-F. Huang, Thomas A. Ohki, Takashi Taniguchi, Kenji Watanabe, Philip Kim, Dirk Englund, and Kin Chung Fong. Josephson-junction infrared single-photon detector. Science, 327:409, 2021.
  - [29] S. Jang Y.-B. Choi J. Park W. Jung K. Watanabe T. Taniguchi Gil Young Cho S. Park, W. Lee and Gil-Ho Lee. Steady Floquet-Andreev states in graphene Josephson junctions. Nature, 603:421–426, 2022.

- [30] A. A. Golubov, M. Yu. Kupriyanov, and E. Il'ichev. The current-phase relation in Josephson junctions. Rev. Mod. Phys., 76:411–469, Apr 2004.
- [31] L. Bretheau, Ç. Ö. Girit, C. Urbina, D. Esteve, and H. Pothier. Supercurrent spectroscopy of andreev states. Phys. Rev. X, 3:041034, Dec 2013.
- [32] C. D. English, D. R. Hamilton, C. Chialvo, I. C. Moraru, N. Mason, and D. J. Van Harlingen. Observation of nonsinusoidal current-phase relation in graphene Josephson junctions. Phys. Rev. B, 94:115435, 2016.
- [33] G. Nanda, J. L. Aguilera-Servin, P. Rakytá, A. Kormányos, R. Kleine, D. Koelle, K. Watanabe, T. Taniguchi, L. M. K. Vandersypen, and S. Goswami. Current-phase relation of ballistic graphene Josephson junctions. Nano. Lett., 17:3396–3401, 2017.
- [34] J. I-J. Wang, L. Bretheau, D. Rodan-Legrain, R. Pisoni, K. Watanabe, T. Taniguchi, and P. Jarillo-Herrero. Tunneling spectroscopy of graphene nanodevices coupled to large-gap superconductors. Phys. Rev. B, 98:121411, Sep 2018.
- [35] F. M. D. Pellegrino, G. Falci, and E. Paladino. Charge carrier density noise in graphene: effect of localized/delocalized traps. J. Stat. Mech., 2019:094015, 2019.
- [36] Chandan Kumar and Anindya Das. Effect of boron nitride defects and charge inhomogeneity on  $1/f$  noise in encapsulated graphene. Applied Physics Letters, 119(22):223106, 2021.
- [37] Francesco M. D. Pellegrino, Giuseppe Falci, and Elisabetta Paladino.  $1/f$  critical current noise in short ballistic graphene Josephson junctions. Communications Physics, 3:6, 2020.
- [38] F. M. D. Pellegrino, G. Falci, and E. Paladino. Low-frequency critical current noise in graphene Josephson junctions in the open-circuit gate voltage limit. Eur. Phys. J. Spec. Top., 230:821–825, 2021.
- [39] E. Paladino, Y. M. Galperin, G. Falci, and B. L. Altshuler.  $1/f$  noise: Implications for solid-state quantum information. Rev. Mod. Phys., 86:361–418, 2014.
- [40] Mohammad T. Haque, Marco Will, Matti Tomi, Preeti Pandey, Manohar Kumar, Felix Schmidt, Kenji Watanabe, Takashi Taniguchi, Romain Danneau, Gary Steele, and Pertti Hakonen. Critical current fluctuations in graphene Josephson junctions. Sci. Rep., 11:19900, 2021.
- [41] M. Titov and C. W. J. Beenakker. Josephson effect in ballistic graphene. Phys. Rev. B, 74:041401, 2006.
- [42] P. W. Anderson. Localized magnetic states in metals. Phys. Rev., 124:41–53, Oct 1961.
- [43] M. Farjam, D. Haberer, and A. Grüneis. Effect of hydrogen adsorption on the quasi-particle spectra of graphene. Phys. Rev. B, 83:193411, May 2011.



- [44] S. Yuan, H. De Raedt, and M. I. Katsnelson. Modeling electronic structure and transport properties of graphene with resonant scattering centers. Phys. Rev. B, 82:115448, Sep 2010.
- [45] T. O. Wehling, S. Yuan, A. I. Lichtenstein, A. K. Geim, and M. I. Katsnelson. Resonant scattering by realistic impurities in graphene. Phys. Rev. Lett., 105:056802, Jul 2010.
- [46] Y. V. Skrypnyk and V. M Loktev. Cross-type spectrum rearrangement in graphene with weakly bound impurity centres: an impurity band with anomalous dispersion. J. Phys.: Condens. Matter, 25:195301, 2013.
- [47] Michael Barth, Jacob Fuchs, and Denis Kochan. Spin relaxation, Josephson effect, and Yu-Shiba-Rusinov states in superconducting bilayer graphene. Phys. Rev. B, 105:205409, May 2022.
- [48] W. A. Muñoz, L. Covaci, and F. M. Peeters. Disordered graphene josephson junctions. Phys. Rev. B, 91:054506, Feb 2015.
- [49] Katsuyoshi Komatsu, Chuan Li, S. Autier-Laurent, H. Bouchiat, and S. Guéron. Superconducting proximity effect in long superconductor/graphene/superconductor junctions: From specular andreev reflection at zero field to the quantum hall regime. Phys. Rev. B, 86:115412, Sep 2012.
- [50] Jae-Hyun Choi, Gil-Ho Lee, Sunghun Park, Dongchan Jeong, Jeong-O Lee, H.-S. Sim, and Doh, Yong-Joo, and Hu-Jong Lee. Complete gate control of supercurrent in graphene p–n junctions. Nat. Commun., 4:2525, 2013.
- [51] Yuriy V. Skrypnyk and Vadim M. Loktev. Metal-insulator transition in hydrogenated graphene as manifestation of quasiparticle spectrum rearrangement of anomalous type. Phys. Rev. B, 83:085421, Feb 2011.
- [52] A. A. Beshpalov. Quasibound states in short sns junctions with point defects. Phys. Rev. B, 97:134504, Apr 2018.
- [53] Y. Takane and K.-I. Imura. Josephson current through a planar junction of graphene. J. Phys. Soc. Jpn., 80:043702, 2011.
- [54] Y. Takane and K.-I. Imura. Quasiclassical theory of the Josephson effect in ballistic graphene junctions. J. Phys. Soc. Jpn., 81:094707, 2012.
- [55] Mohammad Alidoust, Antti-Pekka Jauho, and Jaakko Akola. Josephson effect in graphene bilayers with adjustable relative displacement. Phys. Rev. Research, 2:032074, Sep 2020.
- [56] I. Hagymási, A. Kormányos, and J. Cserti. Josephson current in ballistic superconductor-graphene systems. Phys. Rev B, 82:134516, 2010.

- [57] A. Kamenev A. Levchenko and L. Glazman. Singular length dependence of critical current in superconductor/normal-metal/superconductor bridges. Phys. Rev. B, 74:212509, 2006.
- [58] P. Samuelsson, J. Lantz, V. S. Shumeiko, and G. Wendin. Nonequilibrium Josephson effect in mesoscopic ballistic multiterminal SNS junctions. Phys. Rev. B, 62:1319, 2000.
- [59] A. Zazunov, V. S. Shumeiko, E. N. Bratus', J. Lantz, and G. Wendin. Andreev level qubit. Phys. Rev. Lett., 90:087003, Feb 2003.
- [60] F. M. D. Pellegrino, G. G. N. Angilella, and R. Pucci. Effect of impurities in high-symmetry lattice positions on the local density of states and conductivity of graphene. Phys. Rev. B, 80:094203, Sep 2009.
- [61] M. I. Katsnelson. Graphene: Carbon in Two Dimensions. Cambridge University Press, 2012.
- [62] J. Park, J. H. Lee, G. H. Lee, Y. Takane, K. I. Imura, T. Taniguchi, K. Watanabe, and H. J. Lee. Short ballistic Josephson coupling in planar graphene junctions with inhomogeneous carrier doping. Phys. Rev. Lett., 120:077701, 2018.
- [63] G. F. Giuliani and G. Vignale. Quantum Theory of the Electron Liquid. Cambridge University Press, Cambridge, UK, 2005.
- [64] E. Jones, T. Oliphant, P. Peterson, et al. SciPy: Open source scientific tools for Python, 2001–.
- [65] C. Bena and G. Montambaux. Remarks on the tight-binding model of graphene. New J. Phys., 11:095003, 2009.
- [66] D. Griffiths. Introduction to Quantum Mechanics. Cambridge University Press, 2018.

**Acknowledgments.** The authors thank G. G. N. Angilella, F. Bonasera, R. Fazio, P. Hakonen, and V. Varrica for illuminating discussions and fruitful comments on various stages of this work. This research was supported by the Università degli Studi di Catania, Piano di Incentivi per la Ricerca di Ateneo 2020/2022 (progetto QUAPHENE and progetto Q-ICT), and Centro Siciliano di Fisica Nucleare e Struttura della Materia (CSFNSM).

**Author contributions.** All the authors conceived the work, agreed on the approach to pursue, analysed and discussed the results. F.M.D.P. performed the analytical and numerical calculations, E.P. and G.F. supervised the work.

**Competing interests:** The authors declare no competing interests.

## A Supplementary Note 1

We are interested in the Andreev bound states (ABSs) of a short graphene Josephson Junction (GJJ) in the ballistic transport regime. This system is uniform along the  $y$ -direction, and it is described in terms of the Dirac-Bogoliubov-De Gennes (D-BdG) approach in the main text. We look for solutions of the stationary D-BdG equation of the factorized form

$$\varphi_{k,E,\zeta}(\mathbf{r}) = \frac{e^{iky}}{\sqrt{W}} \tilde{\varphi}_{k,E}(x) , \quad (\text{A.1})$$

where  $|E| < \Delta_0$  is the energy,  $k$  is the  $y$ -component of the wavevector, and  $\zeta = \pm$  is a valley index. We remind that the D-BdG Hamiltonian in Eq. (1) is diagonal in the valley index  $\zeta$ , thus we omit this degree of freedom in the spinor  $\tilde{\varphi}_{k,E}(x)$ . Along the  $x$ -direction we consider a sharp partition in superconducting-normal-superconducting sectors. For each sector we look for a solution of the form (A.1), thus

$$\tilde{\varphi}_{k,E}(x) = \Theta(-L/2-x) \tilde{\varphi}_{k,E}^{(\text{S-left})}(x) + \Theta(L/2-|x|) \tilde{\varphi}_{k,E}^{(\text{N})}(x) + \Theta(x-L/2) \tilde{\varphi}_{k,E}^{(\text{S-right})}(x) , \quad (\text{A.2})$$

where  $\Theta(x)$  is the Heaviside step function and we impose the continuity of the wavefunction at the interfaces  $x = \pm L/2$

$$\tilde{\varphi}_{k,E}^{(\text{S-left})}(x = -L/2) = \tilde{\varphi}_{k,E}^{(\text{N})}(x = -L/2) , \quad (\text{A.3})$$

$$\tilde{\varphi}_{k,E}^{(\text{S-right})}(x = L/2) = \tilde{\varphi}_{k,E}^{(\text{N})}(x = L/2) . \quad (\text{A.4})$$

We start from the superconducting left-side (S-left),  $x < -L/2$  and we look for a solution  $\tilde{\varphi}_{k,E}^{(\text{S-left})}(x)$  expressed as linear combination of terms the form  $e^{s\eta_\lambda(x+L/2)} \mathbf{w}_{k,E,\lambda,s}$ , where  $s = \pm$ ,  $\lambda = \pm$ , and

$$\eta_\lambda = i \sqrt{\left( \frac{U_0 + \lambda \sqrt{E^2 - \Delta_0^2}}{\hbar v_D} \right)^2 - k^2} , \quad (\text{A.5})$$

$$\mathbf{w}_{k,E,\lambda,s} = \mathcal{W}_{\lambda,s} \mathbf{b}_{k,E,\lambda} , \quad (\text{A.6})$$

$$\mathbf{b}_{k,E,\lambda} = \frac{1}{\sqrt{2}} \left[ e^{i\phi_L} e^{i\frac{\lambda}{2} \arccos(E/\Delta_0)}, 0, e^{-i\frac{\lambda}{2} \arccos(E/\Delta_0)}, 0 \right]^T , \quad (\text{A.7})$$

$$\mathcal{W}_{\lambda,s} = Q_{\lambda,s} \Lambda_{\lambda,s} , \quad (\text{A.8})$$

$$Q_{\lambda,s} = \frac{1}{\sqrt{2}} [\sigma_z + i(e^{-sz\lambda} \sigma_- - e^{sz\lambda} \sigma_+)] = Q_{\lambda,s}^{-1} , \quad (\text{A.9})$$

$$\Lambda_{\lambda,s} = \frac{1}{\sqrt{2[1 + e^{s(z_\lambda + z_\lambda^*)}]}} (1 - \sigma_z) + \frac{1}{\sqrt{2[1 + e^{-s(z_\lambda + z_\lambda^*)}]}} (1 + \sigma_z) , \quad (\text{A.10})$$

and

$$e^{sz\lambda} = \frac{\hbar v_D (k + s\eta_\lambda)}{U_0 + \lambda \sqrt{E^2 - \Delta_0^2}} . \quad (\text{A.11})$$

For the right-superconducting side (S-right),  $x > L/2$ , we take the same form with the replacement  $-L/2 \rightarrow L/2$  and  $\phi_L \rightarrow \phi_R$ . Assuming that the superconductive sides are

in large doping regime,  $U_0 \gg |\mu_0|, \Delta_0$ , the complex wavenumber in Eq. (A.5) can be approximated as

$$\eta_\lambda \approx i \frac{U_0}{\hbar v_D} - \lambda \frac{\sqrt{\Delta_0^2 - E^2}}{\hbar v_D} , \quad (\text{A.12})$$

where  $\hbar v_D / \sqrt{\Delta_0^2 - E^2}$  is the penetration length, and  $z_\lambda \approx i\pi/2$ . The physical solutions in the left (right) superconductive side correspond to  $s\lambda = -$  ( $s\lambda = +$ ). The normalized eigenfunctions of the Andreev bound state labeled by energy  $E$  and  $y$ -component of the wavevector  $k$ , in S-left side take the form

$$\begin{aligned} \tilde{\varphi}_{k,E}^{(\text{S-left})}(x) &= \sqrt{\frac{\sqrt{\Delta_0^2 - E^2}}{\hbar v_D}} e^{\sqrt{\Delta_0^2 - E^2}(x+L/2)/\hbar v_D} \\ &\times [e^{-iU_0(x+L/2)/(\hbar v_D)} x_L \mathbf{w}_{k,E,+,-} + e^{iU_0(x+L/2)/(\hbar v_D)} y_L \mathbf{w}_{k,E,-,+}] , \end{aligned} \quad (\text{A.13})$$

similarly, in the S-right side one has

$$\begin{aligned} \tilde{\varphi}_{k,E}^{(\text{S-right})}(x) &= \sqrt{\frac{\sqrt{\Delta_0^2 - E^2}}{\hbar v_D}} e^{-\sqrt{\Delta_0^2 - E^2}(x-L/2)/\hbar v_D} \\ &\times [e^{-iU_0(x-L/2)/(\hbar v_D)} x_R \mathbf{w}_{k,E,+,+} + e^{iU_0(x-L/2)/(\hbar v_D)} y_R \mathbf{w}_{k,E,-,-}] , \end{aligned} \quad (\text{A.14})$$

where  $\{x_L, y_L, x_R, y_R\}$  is a set of c-numbers.

The stationary Dirac equation for  $\varphi_{k,E}^{(\text{N})}(x, y) = e^{iky} \tilde{\varphi}_{k,E}^{(\text{N})}(x)$  in the normal phase region,  $|x| < L/2$ , it can be expressed in terms of a transfer matrix  $\mathcal{T}(k, E; x)$  as

$$\tilde{\varphi}_{k,E}^{(\text{N})}(x) = \mathcal{T}(k, E; x) \tilde{\varphi}_{k,E}^{(\text{N})}(-L/2) , \quad (\text{A.15})$$

obeying the equation

$$\frac{d\mathcal{T}(k, E; x)}{dx} = \left[ i\tau_z \sigma_x \frac{E}{\hbar v_D} + i\sigma_x \frac{\mu_0}{\hbar v_D} + \sigma_z k \right] \mathcal{T}(k, E; x) , \quad (\text{A.16})$$

with boundary condition

$$\mathcal{T}(k, E; x = -L/2) = \mathbb{1}_\tau \mathbb{1}_\sigma . \quad (\text{A.17})$$

Explicitly, the transfer matrix takes the following form

$$\mathcal{T}(k, E; x) = \frac{1 + \tau_z}{2} \mathbb{T}(k, E; x) + \frac{1 - \tau_z}{2} \mathbb{T}(k, -E; x) , \quad (\text{A.18})$$

where

$$\mathbb{T}(k, \pm E; x) = \sin[q_\pm(x + L/2)] \left[ i \frac{\mu_0 \pm E}{\hbar v_D q_\pm} \sigma_x + \frac{k}{q_\pm} \sigma_z \right] + \cos[q_\pm(x + L/2)] , \quad (\text{A.19})$$

and

$$q_\pm = \sqrt{\left( \frac{\mu_0 \pm E}{\hbar v_D} \right)^2 - k^2} . \quad (\text{A.20})$$

The transfer matrix fulfills the following useful property

$$\mathcal{T}^\dagger(k, E; x) \mathbb{1}_\tau \sigma_x \mathcal{T}(k, E; x) = \mathbb{1}_\tau \sigma_x . \quad (\text{A.21})$$

The continuity conditions of the wavefunction, (A.3)-(A.4), can be written in compact form as follows

$$\tilde{\varphi}_{k,E}^{(\text{S-right})}(x = L/2) = \mathcal{T}(k, E; L/2) \tilde{\varphi}_{k,E}^{(\text{S-left})}(x = -L/2) . \quad (\text{A.22})$$

After easy algebraic manipulations, these constraints reduce to the following homogeneous system of four equations for  $\{x_L, y_L, x_R, y_R\}$ ,

$$x_R \mathbf{w}_{k,E,+,+} + y_R \mathbf{w}_{k,E,-,-} = \mathcal{T}(k, E; L/2) [x_L \mathbf{w}_{k,E,+,+} + y_L \mathbf{w}_{k,E,-,+}] . \quad (\text{A.23})$$

The solution of this system is not trivial only if the associated matrix is singular, i.e. its determinant  $\mathcal{D}$  is zero. For each couple of wavenumber  $k$  and phase difference  $\phi = \phi_R - \phi_L$ , the energies which nullifies the determinant  $\mathcal{D}$  represent the eigenenergies of the Andreev bound states. In this work, we focus on short GJJs,  $\Delta_0 \ll \hbar v_D / L$ . In this limit the Andreev bound eigenenergies satisfy the following inequality  $|E| \lesssim \Delta_0 \ll \hbar v_D / L$ . Thus, the transfer matrix can be approximated as  $\mathcal{T}(k, E; L/2) \approx \mathcal{T}(k, 0; L/2)$ . For a given pair of values  $k$  and  $\phi$ , the determinant  $\mathcal{D}$  vanishes for  $j\epsilon(k, \phi)$ , where  $j = \pm$  is a subband index and

$$\epsilon(k, \phi) = \Delta_0 \sqrt{1 - \tau(k) \sin^2(\phi/2)} , \quad (\text{A.24})$$

$$\tau(k) = \frac{k_F^2 - k^2}{k_F^2 - k^2 \cos^2(L \sqrt{k_F^2 - k^2})} , \quad (\text{A.25})$$

and  $k_F = \mu_0 / (\hbar v_D)$ . The normalized eigenfunction with subband index  $j$  has components

$$x_{L,j} = -j M_1(k) \sin[\phi/2 + j \arccos(\epsilon(k, \phi)/\Delta_0)] C_j \quad (\text{A.26})$$

$$y_{L,j} = M_2(k) \sin(\phi/2) C_j \quad (\text{A.27})$$

$$x_{R,j} = -e^{-i\phi/2} \frac{\sin[\arccos(\epsilon(k, \phi)/\Delta_0)]}{\sin(\phi/2)} M_1(k) y_L , \quad (\text{A.28})$$

$$y_{R,j} = e^{-i\phi/2} \frac{\sin[\arccos(\epsilon(k, \phi)/\Delta_0)]}{\sin(\phi/2)} M_1^*(k) x_L , \quad (\text{A.29})$$

$$C_j = 1 / \sqrt{2 |M_1(k)|^2 \sin[\phi/2 + j \arccos(\epsilon(k, \phi)/\Delta_0)] \sin(\phi/2) \epsilon(k, \phi) / \Delta_0} . \quad (\text{A.30})$$

where

$$M_1(k) = \cos[\sqrt{(k_F^2 - k^2)} L] + i \frac{k_F \sin[\sqrt{(k_F^2 - k^2)} L]}{\sqrt{k_F^2 - k^2}} , \quad (\text{A.31})$$

and

$$M_2(k) = \frac{k \sin[\sqrt{(k_F^2 - k^2)} L]}{\sqrt{k_F^2 - k^2}} . \quad (\text{A.32})$$

In the central normal phase region,  $|x| < L/2$ , in the short junction limit the wavefunction of the Andreev bound state is expressed in the following spinorial form

$$\varphi_{k,j\epsilon(k,\phi)}^{(N)}(x) = \mathcal{T}(k, 0; x)[x_{L,j}\mathbf{w}_{k,j\epsilon(k,\phi),+,-} + y_{L,j}\mathbf{w}_{k,j\epsilon(k,\phi),-,+}] . \quad (\text{A.33})$$

Within the Dirac-Bogoliubov-De Gennes formalism the charge density operator and the current density operator are expressed as

$$\hat{\rho}_e = -e \sum_{\zeta=\pm} \hat{\Psi}_{\zeta}^{\dagger}(\mathbf{r}) \tau_z \mathbb{1}_{\sigma} \hat{\Psi}_{\zeta}(\mathbf{r}) , \quad (\text{A.34})$$

$$\hat{\mathbf{J}}_e(\mathbf{r}) = -ev_D \sum_{\zeta=\pm} \hat{\Psi}_{\zeta}^{\dagger}(\mathbf{r}) \mathbb{1}_{\tau} \boldsymbol{\sigma} \hat{\Psi}_{\zeta}(\mathbf{r}) , \quad (\text{A.35})$$

they are both diagonal in the valley index  $\zeta = \pm$ . The charge current operator which describes the charge flow through the normal phase region along the  $x$ -direction reads

$$\hat{I}(x) = \int_{-W/2}^{W/2} dy \mathbf{u} \cdot \hat{\mathbf{J}}_e(\mathbf{r}) , \quad (\text{A.36})$$

where  $\mathbf{u} = -\mathbf{e}_x$  is the unit vector. Within the normal phase region, we evaluate the matrix element of the charge current operator as

$$I_{(k,j),(k',j')}(x) = ev_D \int_{-W/2}^{W/2} \frac{dy}{W} e^{-i(k-k')y} \varphi_{k,j\epsilon(k,\phi)}^{(N)\dagger}(x) \mathbb{1}_{\tau} \sigma_x \varphi_{k',j'\epsilon(k',\phi)}^{(N)}(x) , \quad (\text{A.37})$$

for large  $W$

$$I_{(k,j),(k',j')}(x) = ev_D \delta_{k,k'} \varphi_{k,j\epsilon(k,\phi)}^{(N)\dagger}(x) \mathbb{1}_{\tau} \sigma_x \varphi_{k,j'\epsilon(k,\phi)}^{(N)}(x) . \quad (\text{A.38})$$

By using the property of the transfer matrix in Eq.(A.21) for the spinor in Eq.(A.33), we obtain that the matrix element  $I_{(k,j),(k',j')}(x)$  has the same value for each  $x$  position inside the normal phase region. By focusing on the Andreev bound states, the current operator can be written in the following compact form

$$\hat{I}_A = -\frac{e\Delta_0^2}{\hbar} \sum_{\zeta=\pm} \sum_k \frac{\tau(k)}{\epsilon(k,\phi)} \sin(\phi/2) [\cos(\phi/2) \hat{\Sigma}_{\zeta,k}^z - \sqrt{1-\tau(k)} \sin(\phi/2) \hat{\Sigma}_{\zeta,k}^x] , \quad (\text{A.39})$$

where  $\hat{\Sigma}_{\zeta,k}^z = \hat{\gamma}_{+,k,\zeta}^{\dagger} \hat{\gamma}_{+,k,\zeta} - \hat{\gamma}_{-,k,\zeta}^{\dagger} \hat{\gamma}_{-,k,\zeta}$ ,  $\hat{\Sigma}_{\zeta,k}^x = \hat{\gamma}_{+,k,\zeta}^{\dagger} \hat{\gamma}_{-,k,\zeta} + \hat{\gamma}_{-,k,\zeta}^{\dagger} \hat{\gamma}_{+,k,\zeta}$ ,  $\hat{\gamma}_{+,k,\zeta}$  and  $\hat{\gamma}_{-,k,\zeta}$  are respectively the upper and lower Andreev bound state fermionic operator labeled by the  $y$ -component of the wavevector  $k$  and the valley index  $\zeta$ .

## B Supplementary Note 2

We analyze the tunneling Hamiltonian which describes the interaction between a single impurity and the electron gas in a graphene monolayer. We describe the electron gas in

graphene in the tight binding model [61]. The impurity consists of a single energy level, and the tunneling Hamiltonian is expressed as

$$\hat{V}_t = \sum_{\mathbf{j}} \sum_{\alpha=A,B} t_{\alpha,\mathbf{j}} |d\rangle \langle \mathbf{R}_{\mathbf{j}}, \alpha| + \text{h.c.} , \quad (\text{B.1})$$

$$t_{\alpha,\mathbf{j}} = \int d^2\mathbf{r} \psi_d^*(\mathbf{r}) \mathcal{V}_t(\mathbf{r}) \phi_{\alpha}(\mathbf{r} - \mathbf{R}_{\mathbf{j}}) , \quad (\text{B.2})$$

where  $\mathbf{j} = (j_1, j_2)^T$  is a vector composed by two integer components,  $t_{\alpha,\mathbf{j}}$  is assumed to be real, since both wavefunctions are taken real without loss of generality. Indeed, the atomic wavefunction  $\phi_{\alpha}(\mathbf{r} - \mathbf{R}_{\mathbf{j}})$  describes the  $p_z$  orbitals of the carbon atoms centered in site  $\mathbf{R}_{\mathbf{j}}$  of the sublattice  $\alpha$  ( $\alpha = A, B$ ) [65], and the bound states can be described by real wavefunctions,  $\psi_d^*(\mathbf{r})$  [66]. The lattice vectors are expressed in terms of the unit vectors as  $\mathbf{R}_{\mathbf{j}} = j_1 \mathbf{a}_1 + j_2 \mathbf{a}_2$ , where  $\mathbf{a}_1 = a[3/2, \sqrt{3}/2]^T$ ,  $\mathbf{a}_2 = a[3/2, -\sqrt{3}/2]^T$ , and  $a = 1.42 \text{ \AA}$  is the carbon-carbon distance. Here, we focus on the low-energy physics of the electron system in graphene. We expand the tunneling Hamiltonian close to the Dirac points  $\mathbf{K} = [2\pi/(3a), 2\pi\sqrt{3}/(3a)]^T$  and  $\mathbf{K}' = -\mathbf{K}$ ,

$$\hat{V} = \sum_{\zeta=\pm} \sum_{\alpha=A,B} \sum'_{\mathbf{q}} \tilde{t}_{\alpha}^{\zeta}(\mathbf{q}) |d\rangle \langle \zeta \mathbf{K} + \mathbf{q}, \alpha| + \tilde{t}_{\alpha}^{\zeta*}(\mathbf{q}) |\zeta \mathbf{K} + \mathbf{q}, \alpha\rangle \langle d| , \quad (\text{B.3})$$

the sum with the prime symbol is limited to  $|\mathbf{q}| \ll \pi/a$ . The tunneling matrix element is expressed as

$$\tilde{t}_{\alpha}^{\zeta}(\mathbf{q}) = \sum_{\mathbf{j}} \frac{e^{i\zeta \mathbf{K} \cdot \mathbf{R}_{\mathbf{j}}}}{\sqrt{N}} e^{i\mathbf{q} \cdot \mathbf{R}_{\mathbf{j}}} t_{\alpha,\mathbf{j}} , \quad (\text{B.4})$$

where  $N$  is the number of the unit cells in the graphene sample. In the long-wavelength approximation, the tunneling Hamiltonian reads

$$\hat{V} = \sum_{\zeta=\pm} \sum_{\alpha=A,B} \int d\mathbf{r} t_{\alpha}^{\zeta}(\mathbf{r}) |d\rangle \langle \zeta, \alpha, \mathbf{r}| + t_{\alpha}^{\zeta*}(\mathbf{r}) |\zeta, \alpha, \mathbf{r}\rangle \langle d| , \quad (\text{B.5})$$

where

$$t_{\alpha}^{\zeta}(\mathbf{r}) = \frac{1}{\sqrt{N}A_c} \sum'_{\mathbf{q}} e^{-i\mathbf{q} \cdot \mathbf{r}} \tilde{t}_{\alpha}^{\zeta}(\mathbf{q}) , \quad (\text{B.6})$$

$$|\zeta, \alpha, \mathbf{r}\rangle = \frac{1}{\sqrt{N}A_c} \sum'_{\mathbf{q}} e^{-i\mathbf{q} \cdot \mathbf{r}} |\zeta \mathbf{K} + \mathbf{q}, \alpha\rangle , \quad (\text{B.7})$$

$A_c = 3\sqrt{3}a^2/2$  is the area of a unit cell [61]. If the tunneling term has the short-range form

$$t_{\alpha,\mathbf{j}} = t_0 \delta_{\alpha,A} \delta_{\mathbf{j},\mathbf{j}_0} , \quad (\text{B.8})$$

the corresponding tunneling matrix element in the long-wavelength approximation reads

$$t_{\alpha}^{\zeta}(\mathbf{r}) = t_0 \delta_{\alpha,A} \frac{1}{\sqrt{N}A_c} \sum'_{\mathbf{q}} e^{-i\mathbf{q} \cdot \mathbf{r}} \frac{e^{i\zeta \mathbf{K} \cdot \mathbf{R}_{\mathbf{j}_0}}}{\sqrt{N}} e^{i\mathbf{q} \cdot \mathbf{R}_{\mathbf{j}_0}} . \quad (\text{B.9})$$

By using the approximation

$$\sum_q e^{i\mathbf{q}\cdot(\mathbf{r}-\mathbf{r}')} \approx NA_c \delta(\mathbf{r}-\mathbf{r}') , \quad (\text{B.10})$$

one has

$$t_\alpha^\zeta(\mathbf{r}) \approx t_0 \sqrt{A_c} \delta_{\alpha,A} e^{i\zeta \mathbf{K} \cdot \mathbf{R}_{j_0}} \delta(\mathbf{r} - \mathbf{R}_{j_0}) = t_0 \sqrt{A_c} \delta_{\alpha,A} e^{-i\zeta(j_0,1-j_0,2)\frac{2\pi}{3}} \delta(\mathbf{r} - \mathbf{R}_{j_0}) , \quad (\text{B.11})$$

where the dependence on sublattice  $\alpha$  appears only in the Kronecker delta, the phase factor can take three values, i.e.  $e^{-i2\zeta n_d \pi/3}$  with  $n_d = -1, 0, 1$ . In a region centered in  $\mathbf{r}_d$  of area  $\lambda^2$ , where  $\lambda \gg a$ , such that  $2\pi/\lambda$  is the cut-off wavenumber of the long-wavelength approximation, there is a large number of lattice sites. In the long-wavelength approximation, in a region centered in  $\mathbf{r}_d$  of area  $\lambda^2$  one can not distinguish the exact lattice site where a impurity acts, and the tunneling matrix element is expressed as

$$t_\alpha^\zeta(\mathbf{r}) = t_0 \sqrt{A_c} [m_d \delta_{\alpha,A} + (1 - m_d) \delta_{\alpha,B}] e^{-i\zeta n_d \frac{2\pi}{3}} \delta(\mathbf{r} - \mathbf{r}_d) , \quad (\text{B.12})$$

where the indices  $m_d$  and  $n_d$  can assume the values  $\{0, 1\}$  and  $\{-1, 0, 1\}$ , respectively.

## C Supplementary Note 3

Given an Hamiltonian partitioned in blocks as

$$H = \begin{bmatrix} H_{PP} & H_{PQ} \\ H_{QP} & H_{QQ} \end{bmatrix} , \quad (\text{C.1})$$

the Green's functions can be defined blockwise as follows

$$\begin{bmatrix} \Omega - H_{PP} & -H_{PQ} \\ -H_{QP} & \Omega - H_{QQ} \end{bmatrix} \begin{bmatrix} G_{PP} & G_{PQ} \\ G_{QP} & G_{QQ} \end{bmatrix} = \begin{bmatrix} \mathbb{1}_{PP} & 0 \\ 0 & \mathbb{1}_{QQ} \end{bmatrix} , \quad (\text{C.2})$$

where

$$G_{PP} = \{\Omega - H_{PP} - H_{PQ}[\Omega - H_{QQ}]^{-1} H_{QP}\}^{-1} , \quad (\text{C.3})$$

$$G_{QP} = [\Omega - H_{QQ}]^{-1} H_{QP} G_{PP} , \quad (\text{C.4})$$

$$G_{PQ} = G_{PP} H_{PQ} [\Omega - H_{QQ}]^{-1} , \quad (\text{C.5})$$

$$G_{QQ} = [\Omega - H_{QQ}]^{-1} + [\Omega - H_{QQ}]^{-1} H_{QP} G_{PP} H_{PQ} [\Omega - H_{QQ}]^{-1} . \quad (\text{C.6})$$

## D Supplementary Note 4

Given a generic operator  $\hat{\mathcal{O}}$  associated with a measurable quantity, the thermal average value is defined as

$$\langle \hat{\mathcal{O}}(t) \rangle = \frac{\text{Tr}[e^{-\beta \hat{\mathcal{H}}} e^{i\hat{\mathcal{H}}t/\hbar} \hat{\mathcal{O}} e^{-i\hat{\mathcal{H}}t/\hbar}]}{\text{Tr}[e^{-\beta \hat{\mathcal{H}}}]}, \quad (\text{D.1})$$



where  $\beta = (k_B T)^{-1}$ . For time-independent Hamiltonians the thermal average  $\langle \hat{\mathcal{O}}(t) \rangle$  is stationary. By resolving the thermal average in the energy eigenstates, one has

$$\langle \hat{\mathcal{O}}(t) \rangle = \langle \hat{\mathcal{O}} \rangle = \sum_{\lambda} n_F(E_{\lambda}) \langle \lambda | \hat{\mathcal{O}} | \lambda \rangle , \quad (\text{D.2})$$

where  $n_F(x) = [1 + \exp(\beta x)]^{-1}$  is the Fermi-Dirac function. After easy algebraic manipulations, the thermal average  $\langle \hat{\mathcal{O}} \rangle$  can be expressed in a generic basis as

$$\langle \hat{\mathcal{O}} \rangle = - \int \frac{d\Omega}{2\pi} \sum_{\nu, \nu'} n_F(\Omega) \mathcal{O}_{\nu\nu'} G_{R-A}(\nu', \nu, \Omega) , \quad (\text{D.3})$$

where

$$G_{R-A}(\nu', \nu, \Omega) = G_R(\nu', \nu, \Omega) - G_A(\nu', \nu, \Omega) , \quad (\text{D.4})$$

$$G_R(\nu', \nu, \Omega) = \langle \nu' | \frac{1}{\Omega + i0^+ - \hat{\mathcal{H}}} | \nu \rangle = \sum_{\lambda} \frac{\langle \nu' | \lambda \rangle \langle \lambda | \nu \rangle}{\Omega + i0^+ - E_{\lambda}} , \quad (\text{D.5})$$

$$G_A(\nu', \nu, \Omega) = \langle \nu' | \frac{1}{\Omega - i0^+ - \hat{\mathcal{H}}} | \nu \rangle = \sum_{\lambda} \frac{\langle \nu' | \lambda \rangle \langle \lambda | \nu \rangle}{\Omega - i0^+ - E_{\lambda}} . \quad (\text{D.6})$$

If we choose a basis set  $|\nu\rangle$  where the Green's functions  $G_{R/A}(\nu', \nu, \Omega)$  are diagonal, one can write

$$G_{R-A}(\nu', \nu, \Omega) = \delta_{\nu', \nu} A(\nu, \Omega) , \quad (\text{D.7})$$

where

$$A(\nu, \Omega) = -2\text{Im}G_R(\nu, \nu, \Omega) \quad (\text{D.8})$$

is the spectral function.

Similarly, we define the correlation function

$$\begin{aligned} S_{\mathcal{O}}(t', t) &= \langle \hat{\mathcal{O}}(t') \hat{\mathcal{O}}(t) \rangle - \langle \hat{\mathcal{O}}(t') \rangle \langle \hat{\mathcal{O}}(t) \rangle \\ &= \frac{\text{Tr}[e^{-\beta \hat{\mathcal{H}}} e^{i\hat{\mathcal{H}}t'/\hbar} \mathcal{O} e^{-i\hat{\mathcal{H}}(t'-t)/\hbar} \mathcal{O} e^{-i\hat{\mathcal{H}}t/\hbar}]}{\text{Tr}[e^{-\beta \hat{\mathcal{H}}}]} - \langle \mathcal{O} \rangle^2 . \end{aligned} \quad (\text{D.9})$$

For a time independent Hamiltonian one has  $S_{\mathcal{O}}(t', t) = S_{\mathcal{O}}(t' - t)$ , and in the energy basis

$$S_{\mathcal{O}}(t' - t) = \sum_{\lambda, \lambda'} n_F(E_{\lambda}) [1 - n_F(E_{\lambda'})] \mathcal{O}_{\lambda, \lambda'} \mathcal{O}_{\lambda', \lambda} e^{-i(E_{\lambda'} - E_{\lambda})(t' - t)/\hbar} . \quad (\text{D.10})$$

The correlation function can be expressed in a generic basis as

$$\begin{aligned} S_{\mathcal{O}}(t' - t) &= \int \frac{d\Omega}{2\pi} \int \frac{d\Omega'}{2\pi} \sum_{\nu_1, \nu_2, \nu_3, \nu_4} e^{-i(\Omega' - \Omega)(t' - t)/\hbar} \\ &\times n_F(\Omega) [1 - n_F(\Omega')] \mathcal{O}_{\nu_1 \nu_2} \mathcal{O}_{\nu_3 \nu_4} G_{R-A}(\nu_4, \nu_1, \Omega) G_{R-A}(\nu_2, \nu_3, \Omega') , \end{aligned} \quad (\text{D.11})$$

leading to the following form in the frequency domain

$$\begin{aligned} S_{\mathcal{O}}(\omega) &= \int_{-\infty}^{\infty} dt e^{i\omega(t' - t)} S_{\mathcal{O}}(t' - t) = \hbar \int \frac{d\Omega}{2\pi} \sum_{\nu_1, \nu_2, \nu_3, \nu_4} \\ &\times n_F(\Omega) [1 - n_F(\Omega + \hbar\omega)] \mathcal{O}_{\nu_1 \nu_2} \mathcal{O}_{\nu_3 \nu_4} G_{R-A}(\nu_4, \nu_1, \Omega) G_{R-A}(\nu_2, \nu_3, \Omega + \hbar\omega) . \end{aligned} \quad (\text{D.12})$$

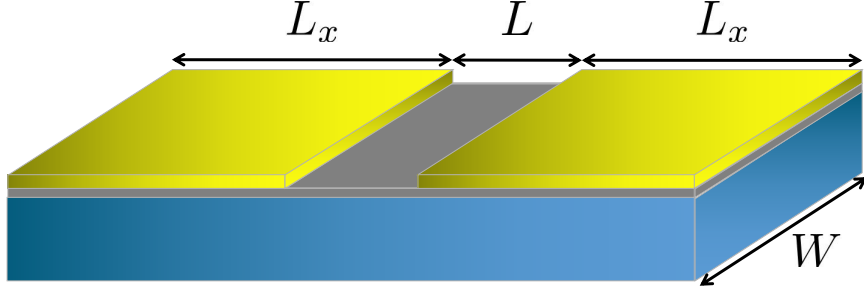


Figure 1: Schematic of the device. From bottom to top there are a substrate (blue), a monolayer graphene (gray) and two superconducting electrodes (yellow). The uncovered gray region represents the stripe in normal phase and yellow sides are the regions covered by superconductors. Here,  $L$  represents the junction channel,  $L_x$  is the lateral size of each superconducting electrode, and  $W$  is the length of the device along the invariant direction.

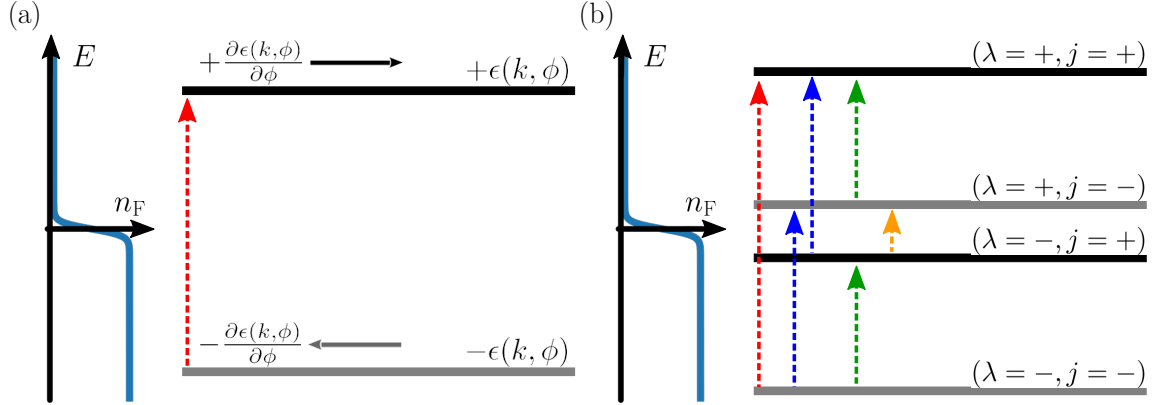


Figure 2: Scheme of the subgap levels for a generic  $y$ -component of the wavevector  $k$ , and superconductive phase difference  $\phi$ . Panel a) refers to the clean limit ( $\gamma \rightarrow \infty$ ), where the effect of the impurities vanishes. Gray (black) level represent the lower (upper) Andreev bound state (ABS), the gray (black) horizontal arrow sketches the direction of the supercurrent contribution  $\propto -\partial\epsilon(k, \phi)/\partial\phi$  ( $\propto \partial\epsilon(k, \phi)/\partial\phi$ ), and the red vertical dashed arrow denotes the possible transition. On the left side, there is the Fermi-Dirac distribution at low temperature,  $k_B T \ll \Delta_0$ , which shows that lower (upper) ABS is occupied (empty). Panel b) refers to the limit  $\gamma \rightarrow 0^+$ . Gray (black) levels  $\Omega_{\lambda,-}$  ( $\Omega_{\lambda,+}$ ) are associated to states which have a finite overlap on the lower (upper) ABSs of the clean graphene Josephson Junction (GJJ), and zero overlap on the upper (lower) ABSs of the clean GJJ. The colored vertical arrows represent the possible transitions between two subgap levels, arrows represented with the same color correspond to the same transition energy. On the left side, there is the Fermi-Dirac distribution at low temperature, by comparing this with the vertical transitions, one can infer that the transitions between ABSs labeled with opposite  $j$  indices and identical  $\lambda$  indices (green dashed lines) are suppressed by the Pauli blocking.

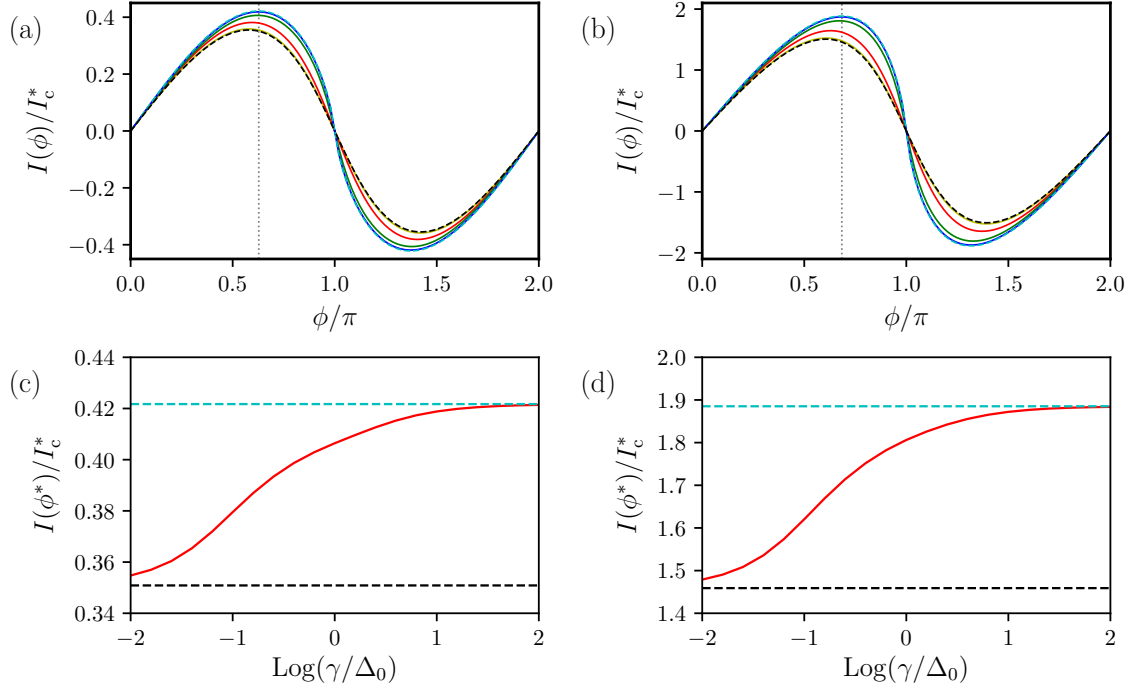


Figure 3: Current-phase relation at zero temperature. Here, the impurity density is set at  $n_{\text{imp}} t_0^2 / \Delta_0^2 = 0.1$ . Panels a) and b) show the supercurrent as a function of the phase  $\phi$  in units of  $I_c^* = e\Delta_0 W / (\hbar L)$ , and the Fermi energy is set at  $\mu_0 = 0$  and  $\mu_0 = 5\hbar v_D / L$ , respectively. In both panels one has  $\gamma \rightarrow 0^+$  (black dashed lines)  $\gamma = 10^{-2}\Delta_0$  (yellow solid lines),  $\gamma = 10^{-1}\Delta_0$  (red solid lines),  $\gamma = \Delta_0$  (green solid lines),  $\gamma = 10\Delta_0$  (blue solid lines),  $\gamma \rightarrow \infty$  (cyan dashed lines, i.e. the clean limit). The dotted gray vertical line denotes  $\phi^*$ , which is the superconductive phase difference such that  $I(\phi^*) = \max_{\phi} I(\phi)$  in the clean GJJ, in particular  $\phi^* = 0.63\pi$  for  $\mu_0 = 0$ , and  $\phi^* = 0.68\pi$  for  $\mu_0 = 5\hbar v_D / L$ . Panels c) and d) show supercurrent  $I(\phi^*)$  (red solid line), at zero temperature, as a function of  $\gamma$ , and the Fermi energy is set at  $\mu_0 = 0$  and  $\mu_0 = 5\hbar v_D / L$ , respectively. In panels c) and d), the horizontal lines refer to two limiting cases:  $I(\phi^*)$ , at zero temperature, in the clean limit (horizontal cyan dashed line) and in the presence of single-energy impurities (horizontal black dashed line), i.e.  $\gamma \rightarrow 0^+$ .

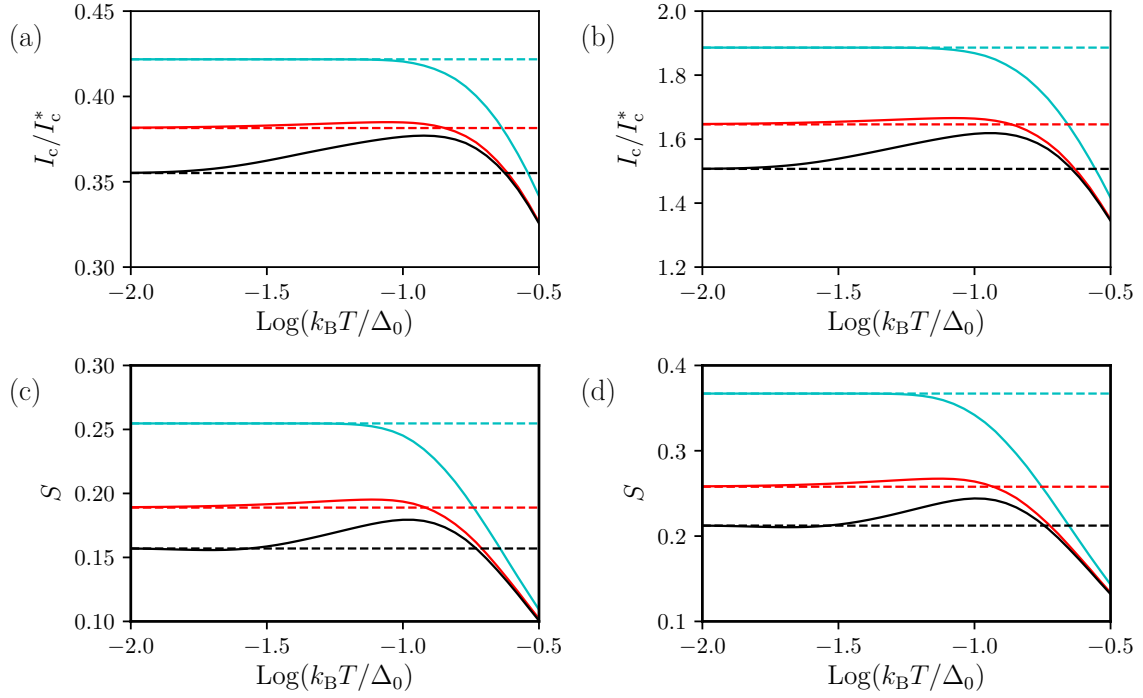


Figure 4: Critical current and skewness  $S$  as a function of temperature (solid lines), compared with the respective values at zero temperature (horizontal dashed lines). Panels a) and b) represent the critical current, in units of  $I_c^*$ , and the Fermi energy is set at  $\mu_0 = 0$  and  $\mu_0 = 5\hbar v_D/L$ , respectively. Panels c) and d) show the skewness, and the Fermi energy is set at  $\mu_0 = 0$  and  $\mu_0 = 5\hbar v_D/L$ , respectively. In all panels, one has  $\gamma \rightarrow 0^+$  (black lines),  $\gamma = 10^{-1}\Delta_0$  (red lines),  $\gamma \rightarrow \infty$  (cyan lines), the temperature dependence of the order parameter  $\Delta_0$  is neglected, and the impurity density is set at  $n_{\text{imp}}t_0^2/\Delta_0^2 = 0.1$ .

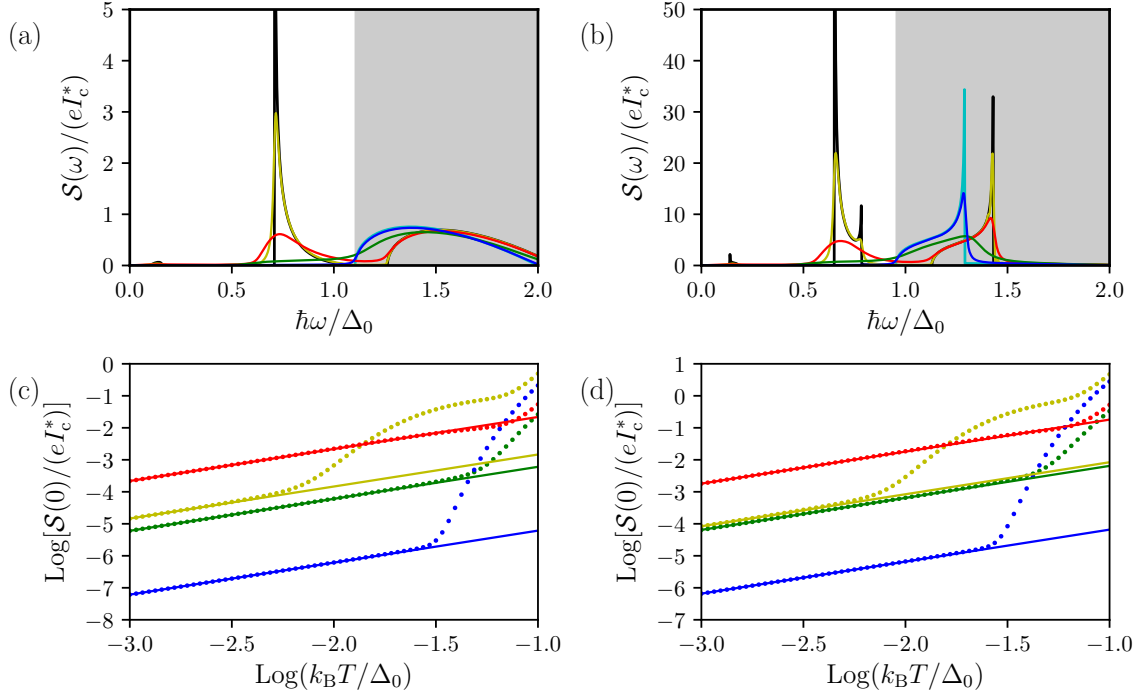


Figure 5: Supercurrent power spectrum. Panels a) and b) show  $\mathcal{S}(\omega)$ , in units of  $eI_c^*$  at  $\phi = \phi^*$ , as a function of frequency  $\omega$ , and the Fermi energy is set at  $\mu_0 = 0$  and  $\mu_0 = 5\hbar v_D/L$ , respectively. In both panels a) and b), one has  $T = 10^{-2}\Delta_0/k_B$ ,  $n_{\text{imp}}t_0^2/\Delta_0^2 = 0.1$ ,  $\gamma = 0^+$  (black lines),  $\gamma = 10^{-2}\Delta_0$  (yellow lines),  $\gamma = 10^{-1}\Delta_0$  (red lines),  $\gamma = \Delta_0$  (green lines),  $\gamma = 10\Delta_0$  (blue lines), and  $\gamma = \infty$  (cyan lines). The shaded region is the frequency domain where the supercurrent power spectrum is non-zero in a clean GJJ. Panels c) and d) show the static supercurrent power spectrum  $\mathcal{S}(0)$ , in units of  $eI_c^*$  at  $\phi = \phi^*$ , as a function of temperature, in a log-log scale, and the Fermi energy is set at  $\mu_0 = 0$  and  $\mu_0 = 5\hbar v_D/L$ , respectively. In both panels c) and d), one has  $\gamma = 10^{-2}\Delta_0$  (yellow circles),  $\gamma = 10^{-1}\Delta_0$  (red circles),  $\gamma = \Delta_0$  (green circles),  $\gamma = 10\Delta_0$  (blue circles), each colored solid line represents the corresponding low temperature linear behaviour by Eq. (30). The temperature dependence of the order parameter  $\Delta_0$  is neglected, and the impurity density is set at  $n_{\text{imp}}t_0^2/\Delta_0^2 = 0.1$ .