

CENTRES OF CENTRALIZERS OF NILPOTENT ELEMENTS IN EXCEPTIONAL LIE SUPERALGEBRAS

LEYU HAN

ABSTRACT. Let $\mathfrak{g} = \mathfrak{g}_{\bar{0}} \oplus \mathfrak{g}_{\bar{1}}$ be a finite-dimensional simple Lie superalgebra of type $D(2, 1; \alpha)$, $G(3)$ or $F(4)$ over \mathbb{C} . Let G be the simply connected semisimple algebraic group over \mathbb{C} such that $\text{Lie}(G) = \mathfrak{g}_{\bar{0}}$. Suppose $e \in \mathfrak{g}_{\bar{0}}$ is nilpotent. We describe the centralizer \mathfrak{g}^e of e in \mathfrak{g} and its centre $\mathfrak{z}(\mathfrak{g}^e)$ especially. We also determine the labelled Dynkin diagram for e . We prove theorems relating the dimension of $(\mathfrak{z}(\mathfrak{g}^e))^{G^e}$ and the labelled Dynkin diagram.

1. INTRODUCTION

Let $\mathfrak{g} = \mathfrak{g}_{\bar{0}} \oplus \mathfrak{g}_{\bar{1}}$ be a simple basic classical Lie superalgebra over \mathbb{C} and let $e \in \mathfrak{g}_{\bar{0}}$ be nilpotent. This paper forms a project to investigate the centralizer $\mathfrak{g}^e = \{x \in \mathfrak{g} : [x, e] = 0\}$ of e in \mathfrak{g} and the centre of centralizer $\mathfrak{z}(\mathfrak{g}^e) = \{x \in \mathfrak{g}^e : [x, y] = 0 \text{ for all } y \in \mathfrak{g}^e\}$ of e in \mathfrak{g} . There has been a lot of research on the centralizer and the centre of centralizer of nilpotent element in the case of simple Lie algebras, but a lot less is known in the case of Lie superalgebras. The aim of this paper is to lift the level of understanding in the area of Lie superalgebra to the similar level to that in the area of Lie algebra. More precisely, the present paper is planned to be the first of two papers in which we calculate bases of \mathfrak{g}^e and $\mathfrak{z}(\mathfrak{g}^e)$. In this paper, we consider the case when \mathfrak{g} is a exceptional Lie superalgebra, while the other dealing with the other basic classical Lie superalgebras $\mathfrak{sl}(m|n)$ and $\mathfrak{osp}(m|2n)$.

For nonsuper cases, work on \mathfrak{g}^e dates back to 1966, when Springer [17] worked with a simple algebraic group G and considered the centralizer G^u of a unipotent element $u \in G$. Many mathematicians studied G^u for different types of G after that, the reader is referred to the introduction of [11] for an overview of the other research of G^e and \mathfrak{g}^e . Jantzen gave an explicit account on the structure of \mathfrak{g}^e for classical Lie algebras \mathfrak{g} in [9]. Seitz [16] pointed out the dimension of $Z(G^u)$ is of considerable interest. In [11], Lawther–Testerman studied the centralizer G^u , especially its centre $Z(G^u)$ and determined the dimension of the Lie algebra of $Z(G^u)$ over a field of characteristic 0 or a good prime. Using a G -equivariant homeomorphism, Lawther–Testerman worked with a nilpotent element $e \in \text{Lie}(G)$ rather than u . The study of the centre $\mathfrak{z}(\mathfrak{g}^e)$ for classical Lie algebras \mathfrak{g} over a field of characteristic 0 was undertaken by Yakimova in [19] and Lawther–Testerman [11] made use of work of Yakimova in [19] to deal with classical cases.

Centralizers of nilpotent elements e in Lie superalgebras \mathfrak{g} for the case where $\mathfrak{g} = \mathfrak{gl}(m|n)$ was done in [18] over a field of prime characteristic. In [7], Hoyt claimed that the construction is identical in characteristic zero and further describe the construction

of \mathfrak{g}^e for $\mathfrak{g} = \mathfrak{osp}(m|2n)$. The dimension of $\mathfrak{z}(\mathfrak{g}^e)$ for exceptional Lie superalgebras remains a mystery and we attempt to shed some light upon this mystery here.

In the rest of this introduction, we give a more detailed survey of our results.

In the present paper, let $\mathfrak{g} = \mathfrak{g}_0 \oplus \mathfrak{g}_1$ be a finite-dimensional simple Lie superalgebra of type $D(2, 1; \alpha)$, $G(3)$ or $F(4)$ over \mathbb{C} . Let G be the simply connected semisimple algebraic group over \mathbb{C} such that $\text{Lie}(G) = \mathfrak{g}_0$. Then there is a representation $\rho : G \rightarrow \text{GL}(\mathfrak{g}_1)$ such that $d_\rho : \text{Lie}(G) \rightarrow \mathfrak{gl}(\mathfrak{g}_1)$ determines the adjoint action of \mathfrak{g}_0 on \mathfrak{g}_1 . Note that G is given explicitly in Table 1.1.

\mathfrak{g}	G
$D(2, 1; \alpha)$	$\text{SL}_2(\mathbb{C}) \times \text{SL}_2(\mathbb{C}) \times \text{SL}_2(\mathbb{C})$
$G(3)$	$\text{SL}_2(\mathbb{C}) \times G_2$
$F(4)$	$\text{SL}_2(\mathbb{C}) \times \text{Spin}_7(\mathbb{C})$

TABLE 1.1. Algebraic group G

Let $e \in \mathfrak{g}_0$ be nilpotent, we investigate the centralizer \mathfrak{g}^e of e in \mathfrak{g} , especially its centre $\mathfrak{z}(\mathfrak{g}^e)$. In particular, we give bases for \mathfrak{g}^e and $\mathfrak{z}(\mathfrak{g}^e)$ in Tables 4.3, 5.4 and 6.7. Write $G^e = \{g \in G : geg^{-1} = e\}$ for the centralizer of e in G . We also find a basis for $(\mathfrak{z}(\mathfrak{g}^e))^{G^e} = \{x \in \mathfrak{z}(\mathfrak{g}^e) : gxg^{-1} = x \text{ for all } g \in G^e\}$ in §5.5 and §6.7.

Note that e lies in an $\mathfrak{sl}(2)$ -triple $\{e, h, f\} \subseteq \mathfrak{g}_0$ by Jacobson–Morozov Theorem. We use h to determine labelled Dynkin diagrams with respect to e . A full definition of labelled Dynkin diagrams with respect to e is given in §2.3. In contrary to Lie algebra case, in general e determines more than one labelled Dynkin diagram, dependent on a choice of positive roots.

Write $\mathfrak{g} = \bigoplus_{j \in \mathbb{Z}} \mathfrak{g}(j)$ as its adh -eigenspace decomposition, we can decompose \mathfrak{g}^e into the direct sum of adh -eigenspaces, i.e. $\mathfrak{g}^e = \bigoplus_{j \geq 0} \mathfrak{g}^e(j)$. We also describe the $\mathfrak{g}^e(0)$ -module structure on each $\mathfrak{g}^e(j)$ for $j > 0$ in Tables 4.4, 5.5 and 6.8.

Our results can therefore be viewed as extensions of those obtained by Lawther and Testerman in [11] to case of Lie superalgebras over a field of characteristic zero. They obtain four theorems as a consequence of their work. In this paper, we obtain analogues of Theorems 2–4 in [11] for exceptional Lie superalgebras. We view $(\mathfrak{z}(\mathfrak{g}^e))^{G^e}$ as the correct replacement for $Z(G^u)$ since $\text{Lie}(Z(G^e)) = (\mathfrak{z}(\mathfrak{g}^e))^{G^e}$ for a field of characteristic zero.

Fix Δ to be a labelled Dynkin diagram with respect to e . Let $n_i(\Delta)$ be the number of nodes which have labels equal to i in Δ . An interesting fact is that the choice of Δ does not affect the following theorems and labels in Δ can only be 0, 1 or 2.

We first consider the case where Δ only have even labels.

Theorem 1. *Let $\mathfrak{g} = \mathfrak{g}_0 \oplus \mathfrak{g}_1$ be a Lie superalgebra of type $D(2, 1; \alpha)$, $G(3)$ or $F(4)$ and $e \in \mathfrak{g}_0$ be nilpotent. Let G be the algebraic group defined as in Table 1.1. Assume $n_1(\Delta) = 0$. Then $\dim (\mathfrak{z}(\mathfrak{g}^e))^{G^e} = n_2(\Delta) = \dim \mathfrak{z}(\mathfrak{g}^h)$.*

In order to state Theorem 2, we define the sub-labelled Dynkin diagram Δ_0 to be the 2-free core of Δ where Δ_0 is obtained by removing all nodes with labels equal to 2 from Δ .

Theorem 2. *Let $\mathfrak{g} = \mathfrak{g}_{\bar{0}} \oplus \mathfrak{g}_{\bar{1}}$ be a Lie superalgebra of type $D(2, 1; \alpha)$, $G(3)$ or $F(4)$ and $e \in \mathfrak{g}_{\bar{0}}$ be nilpotent. Let G be the algebraic group defined as in Table 1.1. Let Δ_0 be the 2-free core of Δ . Let \mathfrak{g}_0 be the subalgebra of \mathfrak{g} generated by the root vectors corresponding to the simple roots in Δ_0 . Then \mathfrak{g}_0 is a direct sum of simple Lie superalgebras and there exists a nilpotent orbit in $(\mathfrak{g}_0)_{\bar{0}}$ having labelled Dynkin diagram Δ_0 . Let G_0 be the simply connected semisimple algebraic group with respect to $(\mathfrak{g}_0)_{\bar{0}}$. Suppose $e_0 \in (\mathfrak{g}_0)_{\bar{0}}$ is a representative of this orbit, then:*

1. $\dim \mathfrak{g}^e - \dim \mathfrak{g}_0^{e_0} = n_2(\Delta)$;
2. $\dim (\mathfrak{z}(\mathfrak{g}^e))^{G^e} - \dim (\mathfrak{z}(\mathfrak{g}_0^{e_0}))^{G_0^{e_0}} = n_2(\Delta)$.

Our last result gives a more general result relating $\dim (\mathfrak{z}(\mathfrak{g}^e))^{G^e}$ and Δ . In this statement we use the notation for nilpotent elements as introduced later in §4.1, §5.1 and §6.1.

Theorem 3. *Let $\mathfrak{g} = \mathfrak{g}_{\bar{0}} \oplus \mathfrak{g}_{\bar{1}}$ be a Lie superalgebra of type $D(2, 1; \alpha)$, $G(3)$ or $F(4)$ and $e \in \mathfrak{g}_{\bar{0}}$ be nilpotent. Let a_1, \dots, a_l be the labels in Δ . Then*

$$(1.1) \quad \dim (\mathfrak{z}(\mathfrak{g}^e))^{G^e} = \left\lceil \frac{1}{2} \sum_{i=1}^l a_i \right\rceil + \varepsilon$$

where the value of ε is equal to 0 with the following exceptions: $\varepsilon = -1$ when $\mathfrak{g} = D(2, 1; \alpha)$, $e = E_1 + E_2 + E_3$ or $\mathfrak{g} = F(4)$, $e = E + e_{(7)}$.

This paper is organized as follows: In Section 2, we recall some basic vocabulary of Lie superalgebras such as basic classical Lie superalgebras, root systems and Borel subalgebras. We also give a full definition of the labelled Dynkin diagram for a system of simple roots. In Section 3, we recall some generalities on \mathfrak{g}^e and $\mathfrak{z}(\mathfrak{g}^e)$ which help calculations later. In Sections 4–6, we recall a construction of exceptional Lie superalgebras $\mathfrak{g} = D(2, 1; \alpha)$, $G(3)$, $F(4)$ and use this to explicitly determine the centralizers \mathfrak{g}^e and centres $\mathfrak{z}(\mathfrak{g}^e)$ of centralizers of nilpotent even elements e in \mathfrak{g} . We also give all possible Dynkin diagrams for \mathfrak{g} and further determine the labelled Dynkin diagrams with respect to e .

2. PRELIMINARIES

2.1. Basic classical Lie superalgebras. Recall that a finite-dimensional simple Lie superalgebra $\mathfrak{g} = \mathfrak{g}_{\bar{0}} \oplus \mathfrak{g}_{\bar{1}}$ over \mathbb{C} is called a basic classical Lie superalgebra if $\mathfrak{g}_{\bar{0}}$ is a reductive Lie algebra and there exists a non-degenerate even invariant supersymmetric bilinear form (\cdot, \cdot) on \mathfrak{g} . Kac gives the classification of finite-dimensional complex simple Lie superalgebras in [10, Theorem 5]. He argues that simple basic classical Lie superalgebras that are not Lie algebras consist of classical types which are infinite families and three exceptional types. In this paper, we consider the Lie superalgebras $D(2, 1; \alpha)$, $G(3)$ and $F(4)$, which are called the exceptional Lie superalgebras. We will describe a construction of $D(2, 1; \alpha)$, $G(3)$ and $F(4)$ in §4.1, §5.1 and §6.3 respectively.

Let $\mathfrak{g} = \mathfrak{g}_{\bar{0}} \oplus \mathfrak{g}_{\bar{1}}$ be a finite-dimensional basic classical Lie superalgebra and \mathfrak{h} be a Cartan subalgebra of \mathfrak{g} . The following concepts can be found in [1, Chapter 1].

There is a root space decomposition $\mathfrak{g} = \mathfrak{h} \oplus \bigoplus_{\alpha \in \mathfrak{h}^*} \mathfrak{g}_\alpha$ where $\mathfrak{h} = \mathfrak{g}_0 = \{x \in \mathfrak{g} : [h, x] = 0 \text{ for all } h \in \mathfrak{h}\} = \mathfrak{g}^{\mathfrak{h}}$ and $\mathfrak{g}_\alpha := \{x \in \mathfrak{g} : [h, x] = \alpha(h)x \text{ for all } h \in \mathfrak{h}\}$ are the corresponding weight spaces. Note that \mathfrak{g}_α is 1-dimensional. The set $\Phi = \{\alpha \in \mathfrak{h}^* : \alpha \neq 0, \mathfrak{g}_\alpha \neq 0\}$ is called the root system of \mathfrak{g} and we say that \mathfrak{g}_α is the root space corresponding to the root $\alpha \in \Phi$. The even and odd roots are defined to be $\Phi_{\bar{0}} =: \{\alpha \in \Phi : \mathfrak{g}_\alpha \subseteq \mathfrak{g}_{\bar{0}}\}$ and $\Phi_{\bar{1}} =: \{\alpha \in \Phi : \mathfrak{g}_\alpha \subseteq \mathfrak{g}_{\bar{1}}\}$. A subset $\Phi^+ \subseteq \Phi$ is a system of positive roots if for each root $\alpha \in \Phi$ there is exactly one of $\alpha, -\alpha$ contained in Φ^+ ; and for any two distinct roots $\alpha, \beta \in \Phi^+$, $\alpha + \beta \in \Phi$ implies that $\alpha + \beta \in \Phi^+$. Given a system of positive roots Φ^+ , elements of $-\Phi^+$ form a system of negative roots. Note that $\Phi = \Phi_{\bar{0}}^+ \cup \Phi_{\bar{1}}^+$. A system of simple roots $\Pi = \{\alpha_1, \dots, \alpha_l\} \subseteq \Phi^+$ consists of all elements that cannot be written as the sum of two elements of Φ^+ . Note that l does not depend on choice of Π and we call it the rank of \mathfrak{g} .

2.2. Dynkin diagrams. Let $\mathfrak{g} = \mathfrak{g}_{\bar{0}} \oplus \mathfrak{g}_{\bar{1}}$ be a basic classical Lie superalgebra with a Cartan subalgebra $\mathfrak{h} \subseteq \mathfrak{g}_{\bar{0}}$. There exists a triangular decomposition $\mathfrak{g} = \mathfrak{n}^- \oplus \mathfrak{h} \oplus \mathfrak{n}^+$ where \mathfrak{n}^+ (resp. \mathfrak{n}^-) is a subalgebra such that $[\mathfrak{h}, \mathfrak{n}^+] \subseteq \mathfrak{n}^+$ (resp. $[\mathfrak{h}, \mathfrak{n}^-] \subseteq \mathfrak{n}^-$) and $\dim \mathfrak{n}^+ = \dim \mathfrak{n}^-$, see [14, Section 2]. The solvable subalgebra $\mathfrak{b} = \mathfrak{h} \oplus \mathfrak{n}^+$ is called a Borel subalgebra of \mathfrak{g} . We work with Borel subalgebras up to conjugacy by G . Note that there are in general many inequivalent conjugacy classes of Borel subalgebras and every Borel subalgebra containing \mathfrak{h} determines a corresponding system of positive roots Φ^+ . Consequently \mathfrak{b} determines a system of simple roots Π . Then for each conjugacy class of Borel subalgebras of \mathfrak{g} , a simple root system can be transformed into an equivalent one with the same Dynkin diagram under the transformation of the Weyl group W of \mathfrak{g} , see [4, Subsection 2.3].

We next recall the concept of the Dynkin diagram as defined for example in [4, Section 2.2]. We know that there exists a non-degenerate even invariant supersymmetric bilinear form (\cdot, \cdot) on \mathfrak{g} . One can check that (\cdot, \cdot) restricts to a non-degenerate symmetric bilinear form on \mathfrak{h} . Therefore, there exists an isomorphism from \mathfrak{h} to \mathfrak{h}^* which provides a symmetric bilinear form on \mathfrak{h}^* . Then the *Dynkin diagram* of a Lie superalgebra \mathfrak{g} with a simple root system Π is a graph where the vertices are labelled by Π and there are $\mu_{\alpha\beta}$ lines between the vertices labelled by simple roots α_i and α_j such that:

$$(2.1) \quad \mu_{\alpha\beta} = \begin{cases} |(\alpha_i, \alpha_j)| & \text{if } (\alpha_i, \alpha_i) = (\alpha_j, \alpha_j) = 0, \\ \frac{2|(\alpha_i, \alpha_j)|}{\min\{|\alpha_i, \alpha_i|, |\alpha_j, \alpha_j|\}} & \text{if } (\alpha_i, \alpha_i)(\alpha_j, \alpha_j) \neq 0, \\ \frac{2|(\alpha_i, \alpha_j)|}{\min_{(\alpha_k, \alpha_k) \neq 0} |(\alpha_k, \alpha_k)|} & \text{if } (\alpha_i, \alpha_i) \neq 0, (\alpha_j, \alpha_j) = 0 \text{ and } \alpha_k \in \Phi. \end{cases}$$

We say a root $\alpha \in \Phi$ is *isotropic* if $(\alpha, \alpha) = 0$ and is *non-isotropic* if $(\alpha, \alpha) \neq 0$. We associate a white node \circ to each even root, a grey node \otimes to each odd isotropic root and a black node \bullet to each odd non-isotropic root. Moreover, when $\mu_{\alpha\beta} > 1$, we put an arrow pointing from the vertex labelled by α_i to the vertex labelled by α_j if $(\alpha_i, \alpha_i)(\alpha_j, \alpha_j) \neq 0$ and $(\alpha_i, \alpha_i) > (\alpha_j, \alpha_j)$ or if $(\alpha_i, \alpha_i) = 0, (\alpha_j, \alpha_j) \neq 0$ and $|(\alpha_j, \alpha_j)| < 2$, or pointing from the vertex labelled by α_j to the vertex labelled by α_i if $(\alpha_i, \alpha_i) = 0, (\alpha_j, \alpha_j) \neq 0$ and $|(\alpha_j, \alpha_j)| > 2$. If the value of $\mu_{\alpha\beta}$ is not a natural number, then we label the edge between vertices corresponding to roots α and β with $\mu_{\alpha\beta}$ instead of drawing multiple lines between them. Note that the Dynkin diagram depends on Π

up to conjugacy, thus Dynkin diagrams of \mathfrak{g} for different choices of simple roots can be different.

2.3. Labelled Dynkin diagrams. Let $e \in \mathfrak{g}_{\bar{0}}$ be nilpotent. There exists an $\mathfrak{sl}(2)$ -triple $\{e, h, f\} \subseteq \mathfrak{g}_{\bar{0}}$ by the Jacobson–Morozov Theorem, see for example [2, Theorem 3.3.1]. An $\mathfrak{sl}(2)$ -triple determines a grading on \mathfrak{g} according to the eigenvalues of adh , thus we can decompose \mathfrak{g} into its adh -eigenspaces $\mathfrak{g} = \bigoplus_{j \in \mathbb{Z}} \mathfrak{g}(j)$ where $\mathfrak{g}(j) = \{x \in \mathfrak{g} : [h, x] = jx\}$. We can choose a Borel subalgebra $\mathfrak{b} \subseteq \bigoplus_{j \geq 0} \mathfrak{g}(j)$ and a Cartan subalgebra $\mathfrak{h} \subseteq \mathfrak{b}$. Then we obtain the corresponding system of positive roots Φ^+ and a system of simple roots $\Pi = \{\alpha_1, \dots, \alpha_l\}$ which will give a Dynkin diagram of \mathfrak{g} . Furthermore, for each $i = 1, \dots, l$, note that \mathfrak{g}_{α_i} is the root space corresponding to α_i and $\mathfrak{g}_{\alpha_i} \subseteq \mathfrak{g}(j_i)$ for some $j_i \geq 0$. Hence, we have $\alpha_i(h) \geq 0$ for $i = 1, \dots, l$.

Definition 4. The *labelled Dynkin diagram* Δ of e determined by Π is given by taking the Dynkin diagram of \mathfrak{g} and labelling each node α with $\alpha(h)$.

3. GENERALITIES ON \mathfrak{g}^e AND $\mathfrak{z}(\mathfrak{g}^e)$

Let $\mathfrak{g} = \mathfrak{g}_{\bar{0}} \oplus \mathfrak{g}_{\bar{1}}$ be a basic classical Lie superalgebra and $e \in \mathfrak{g}_{\bar{0}}$ be nilpotent. In this section, we give an overview of some general methods for calculating \mathfrak{g}^e and $\mathfrak{z}(\mathfrak{g}^e)$.

Note that any element $x \in \mathfrak{g}$ can be written as $x = x_{\bar{0}} + x_{\bar{1}}$ such that $x_{\bar{i}} \in \mathfrak{g}_{\bar{i}}$. For a nilpotent element $e \in \mathfrak{g}_{\bar{0}}$, if $[x, e] = 0$ then $[x, e] = [x_{\bar{0}}, e] + [x_{\bar{1}}, e] = 0$. This implies that $[x_{\bar{0}}, e] = [x_{\bar{1}}, e] = 0$ since $[x_{\bar{0}}, e] \in \mathfrak{g}_{\bar{0}}$ and $[x_{\bar{1}}, e] \in \mathfrak{g}_{\bar{1}}$. Hence $\mathfrak{g}^e = \mathfrak{g}_{\bar{0}}^e \oplus \mathfrak{g}_{\bar{1}}^e$.

For a nilpotent element $e \in \mathfrak{g}_{\bar{0}}$, recall that there exists an $\mathfrak{sl}(2)$ -triple $\{e, h, f\} \subseteq \mathfrak{g}_{\bar{0}}$ as noted in §2.3 and any two $\mathfrak{sl}(2)$ -triples containing e are conjugate under the action of the group G^e . We have that \mathfrak{g} is a module for $\mathfrak{s} = \langle e, h, f \rangle$ via the adjoint action. Define $V^{\mathfrak{sl}(2)}(d)$ to be the $(d+1)$ -dimensional simple $\mathfrak{sl}(2)$ -module with highest weight d . By the representation theory of $\mathfrak{sl}(2)$, we can decompose \mathfrak{g} into a direct sum of finite-dimensional \mathfrak{s} -submodules \mathfrak{g}^i and each of them is isomorphic to $V^{\mathfrak{sl}(2)}(d_i)$ for some $d_i \in \mathbb{Z}$ and $d_i \geq 0$. The element h of the $\mathfrak{sl}(2)$ -triple is semisimple and the eigenvalues of h on \mathfrak{g}^i are $d_i, d_i - 2, \dots, -(d_i - 2), -d_i$. The only vectors in \mathfrak{g}^i annihilated by e are the multiples of the highest weight vector, i.e. if \mathfrak{g}^i has basis $\{x_{d_i}^i, x_{d_i-2}^i, \dots, x_{-d_i+2}^i, x_{-d_i}^i\}$ for $i = 1, 2, \dots, r$, then the vectors annihilated by e are $\langle x_{d_i}^i \rangle$. Thus the vectors in \mathfrak{g} centralized by e are $\langle x_{d_1}^1, x_{d_2}^2, \dots, x_{d_r}^r \rangle$ and they have adh -eigenvalues d_1, d_2, \dots, d_r . Hence, from the adh -eigenspace decomposition of \mathfrak{g} we determine the adh eigenvalues of elements of \mathfrak{g}^e .

We consider $\mathfrak{sl}(2)$ frequently in the following sections, so we fix the notation $\mathfrak{sl}(2) = \langle E, H, F \rangle$ where

$$E = \begin{pmatrix} 0 & 1 \\ 0 & 0 \end{pmatrix}, H = \begin{pmatrix} 1 & 0 \\ 0 & -1 \end{pmatrix}, F = \begin{pmatrix} 0 & 0 \\ 1 & 0 \end{pmatrix}.$$

The commutator relations between basis elements for $\mathfrak{sl}(2)$ are $[H, E] = 2E$, $[H, F] = -2F$ and $[E, F] = H$. Let V be a two-dimensional vector space with basis $v_1 = (1, 0)^t$ and $v_{-1} = (0, 1)^t$.

When describing the $\mathfrak{g}^e(0)$ -module structure on each $\mathfrak{g}^e(j)$ for $j > 0$, we need the following lemma:

Lemma 5. Let $A = \mathfrak{g} = \mathfrak{g}_0 \oplus \mathfrak{g}_1$ be a Lie superalgebra where $\{u_{-2}, u_0, u_2\}$ is a basis of \mathfrak{g}_0 and $\{u_{-1}, u_1\}$ is a basis of \mathfrak{g}_1 such that: (1) $[u_0, u_i] = a_i u_i$; (2) $[u_1, u_1] = a u_2$ and $[u_{-1}, u_{-1}] = b u_{-2}$; (3) $[u_2, u_{-2}] = c u_0$ for $a_i, a, b, c \neq 0$. Then A is simple and $A \cong \mathfrak{osp}(1|2)$.

Proof. Let I be a non-zero ideal of A . Then I is a direct sum of adu_0 eigenspaces, thus $u_i \in I$ for some i . If $i = 0$, then condition (1) implies that $I = A$. If $i = \pm 2$, then condition (3) implies that $u_0 \in I$ and thus $I = A$. If $i = \pm 1$, then condition (2) implies that u_{-2} or u_2 lies in I . Thus $u_0 \in I$ and $I = A$. Therefore, we have that A is simple. According to the classification Theorem of simple Lie superalgebras in [10, Theorem 5], we deduce that $A \cong \mathfrak{osp}(1|2)$. \square

We consider the representations of $\mathfrak{osp}(1|2)$ frequently in the following sections. As shown in [13, Section 2], all finite-dimensional representations of $\mathfrak{osp}(1|2)$ are completely reducible. Also in [13, Section 2] the irreducible representations of $\mathfrak{osp}(1|2)$ are constructed. We recall that the irreducible representations of $\mathfrak{osp}(1|2)$ are parametrized by $l \in \{\frac{a}{2} : a \in \mathbb{Z}_{\geq 0}\}$ and we write $V^{\mathfrak{osp}}(l)$ for the representation corresponding to l . Then $\dim V^{\mathfrak{osp}}(l) = 4l + 1$. We know that $\mathfrak{osp}(1|2)$ is 5-dimensional with basis $\{u_{-2}, u_{-1}, u_0, u_1, u_2\}$. The eigenvalues of u_0 on $V^{\mathfrak{osp}}(l)$ are $l, l - \frac{1}{2}, \dots, -l$.

From now on let us denote $\mathfrak{z} = \mathfrak{z}(\mathfrak{g}^e)$. Given $x = x_0 + x_1 \in \mathfrak{z}$, for any $y = y_0 + y_1 \in \mathfrak{g}^e$, we have $[x, y_0] = [x_0, y_0] + [x_1, y_0] = 0$. Since $[x_0, y_0] \in \mathfrak{g}_0^e$ and $[x_1, y_0] \in \mathfrak{g}_1^e$, we have $[x_0, y_0] = [x_1, y_0] = 0$. Similarly we have $[x_0, y_1] = [x_1, y_1] = 0$. Therefore, we know that $x_0, x_1 \in \mathfrak{z}$ and thus $\mathfrak{z} = \mathfrak{z}_0 \oplus \mathfrak{z}_1$. Moreover, we can decompose \mathfrak{z} into the direct sum of adh -eigenspaces in each case, i.e. $\mathfrak{z} = \bigoplus_{j \geq 0} \mathfrak{z}(j)$ for all adh -eigenvalue $j \geq 0$.

In §5.5 and §6.7, we consider the adjoint action of group G^e on \mathfrak{z} for $\mathfrak{g} = G(3)$ and $F(4)$. According to [9, Section 5.10], we have that G^e is the semidirect product as an algebraic group of the reductive group $C^e = G^e \cap G^h$ and R^e , the unipotent radical of G^e . Denote the connected component of G^e (resp. C^e) containing the identity by $(G^e)^\circ$ (resp. $(C^e)^\circ$). The group R^e is connected by [9, Section 5.10], thus we get $G^e/(G^e)^\circ \cong C^e/(C^e)^\circ$. Since the adjoint action of \mathfrak{g}^e on itself is the differential of the adjoint of G^e on \mathfrak{g}^e , we have $\mathfrak{z} = \{x \in \mathfrak{g}^e : g \cdot x = x \text{ for all } g \in (G^e)^\circ\}$. Therefore, there is an action of $G^e/(G^e)^\circ$ on \mathfrak{z} and $\mathfrak{z}^{G^e} \subseteq \mathfrak{z}^{G^e/(G^e)^\circ} \subseteq \mathfrak{z}$. In order to determine \mathfrak{z}^{G^e} , it suffices to consider the action of elements of $G^e/(G^e)^\circ$ on \mathfrak{z} .

4. EXCEPTIONAL LIE SUPERALGEBRAS $D(2, 1; \alpha)$

In this section, we describe an explicit construction for the Lie Superalgebras $\mathfrak{g} = D(2, 1; \alpha)$ following [15] and [12, Section 4.2]. We also give representatives of nilpotent orbits $e \in D(2, 1; \alpha)_0$. We use the explicit construction in §4.1 to determine \mathfrak{g}^e and $\mathfrak{z}(\mathfrak{g}^e)$. The labelled Dynkin diagram Δ with respect to each nilpotent elements are drawn afterwards.

4.1. Structure of Lie superalgebras $D(2, 1; \alpha)$. The Lie superalgebras $D(2, 1; \alpha)$ with $\alpha \in \mathbb{C} \setminus \{0, 1\}$ form a one-parameter family of superalgebras of dimension 17. In [15], Scheunert denotes these algebra by $\Gamma(\sigma_1, \sigma_2, \sigma_3)$ where $\sigma_1, \sigma_2, \sigma_3$ are complex numbers such that $\sigma_1 + \sigma_2 + \sigma_3 = 0$. According to [12, Section 4.2], the Lie superalgebra

$\Gamma(\sigma_1, \sigma_2, \sigma_3)$ is simple if and only if $\sigma_i \neq 0$ for $i = 1, 2, 3$. If there exists another triple $(\sigma'_1, \sigma'_2, \sigma'_3)$ such that $\Gamma(\sigma_1, \sigma_2, \sigma_3) \cong \Gamma(\sigma'_1, \sigma'_2, \sigma'_3)$, then there must exist a permutation ρ of $\{1, 2, 3\}$ and a nonzero complex number c such that $\sigma'_i = c\sigma_{\rho(i)}$ for $i = 1, 2, 3$. This implies that the $\Gamma(\sigma_1, \sigma_2, \sigma_3)$ form a one-parameter family and we have that $\Gamma(\sigma_1, \sigma_2, \sigma_3) = D(2, 1; \alpha)$ for a specific choice of $\sigma_1, \sigma_2, \sigma_3$. For any $\alpha \in \mathbb{C} \setminus \{0, -1\}$, we have $D(2, 1; \alpha) = \Gamma(1 + \alpha, -1, -\alpha) \cong \Gamma(\frac{1+\alpha}{\alpha}, -1, -\frac{1}{\alpha}) \cong \Gamma(-\alpha, -1, 1 + \alpha)$.

For $i = 1, 2, 3$, take V_i to be a copy of V where V is defined in §3. Let ψ_i be the non-degenerate skew-symmetric bilinear form on V_i defined by $\psi_i(v_1, v_{-1}) = 1$. We also define a bilinear map $p_i : V_i \times V_i \rightarrow \mathfrak{sl}(2)$ by $p_i(x, y)(z) = \psi_i(y, z)x - \psi_i(z, x)y$ for $x, y, z \in V_i$. We can calculate that $p_i(v_1, v_1) = 2E$, $p_i(v_1, v_{-1}) = -H$ and $p_i(v_{-1}, v_{-1}) = -2F$.

By definition, $\mathfrak{g} = D(2, 1; \alpha) = \mathfrak{g}_0 \oplus \mathfrak{g}_{\bar{1}}$, where

$$\mathfrak{g}_0 = \mathfrak{sl}(2) \oplus \mathfrak{sl}(2) \oplus \mathfrak{sl}(2) \text{ and } \mathfrak{g}_{\bar{1}} = V_1 \otimes V_2 \otimes V_3.$$

Note that \mathfrak{g}_0 is a Lie algebra thus has Lie bracket $[\cdot, \cdot] : \mathfrak{g}_0 \times \mathfrak{g}_0 \rightarrow \mathfrak{g}_0$. Let $x = (x_1, x_2, x_3) \in \mathfrak{g}_0$ and $v = v_1 \otimes v_2 \otimes v_3 \in \mathfrak{g}_{\bar{1}}$, then the bracket $[\cdot, \cdot] : \mathfrak{g}_0 \times \mathfrak{g}_{\bar{1}} \rightarrow \mathfrak{g}_{\bar{1}}$ is defined by $[x, v] := x \cdot v = x_1 v_1 \otimes v_2 \otimes v_3 + v_1 \otimes x_2 v_2 \otimes v_3 + v_1 \otimes v_2 \otimes x_3 v_3$. According to equation (4.2.1) in [12], the bracket $[\cdot, \cdot] : \mathfrak{g}_{\bar{1}} \times \mathfrak{g}_{\bar{1}} \rightarrow \mathfrak{g}_0$ is given by

$$\begin{aligned} [v_1 \otimes v_2 \otimes v_3, u_1 \otimes u_2 \otimes u_3] &= \sigma_1 \psi_2(v_2, u_2) \psi_3(v_3, u_3) p_1(v_1, u_1) \\ &+ \sigma_2 \psi_1(v_1, u_1) \psi_3(v_3, u_3) p_2(v_2, u_2) + \sigma_3 \psi_1(v_1, u_1) \psi_2(v_2, u_2) p_3(v_3, u_3), \end{aligned}$$

where $v_i, u_i \in V_i$.

Next we give a basis for \mathfrak{g} . We first fix the following notation: let $E_1 = (E, 0, 0)$, $E_2 = (0, E, 0)$ and $E_3 = (0, 0, E)$. Similarly, we denote $F_1 = (F, 0, 0)$, $F_2 = (0, F, 0)$, $F_3 = (0, 0, F)$, $H_1 = (H, 0, 0)$, $H_2 = (0, H, 0)$ and $H_3 = (0, 0, H)$. Clearly, \mathfrak{g}_0 has a basis $\{E_i, H_i, F_i : i = 1, 2, 3\}$ and $\mathfrak{g}_{\bar{1}}$ has a basis $\{v_i \otimes v_j \otimes v_k : i, j, k = \pm 1\}$. In the remaining subsections, we write $v_{i,j,k}$ in place of $v_i \otimes v_j \otimes v_k$ for $i, j, k \in \{\pm 1\}$.

4.2. Root system and Dynkin diagrams for $D(2, 1; \alpha)$. We follow the construction of the root system of $D(2, 1; \alpha)$ given in [8, Appendix A]. A Lie superalgebra of type $D(2, 1; \alpha)$ has root system

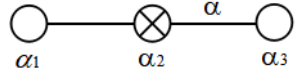
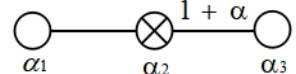
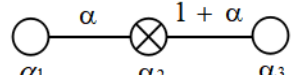
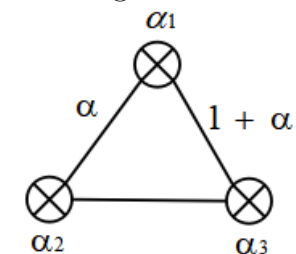
$$\Phi_0 = \{\pm 2\beta_1, \pm 2\beta_2, \pm 2\beta_3\} \text{ and } \Phi_{\bar{1}} = \{i\beta_1 + j\beta_2 + k\beta_3 : i, j, k = \pm 1\},$$

where $\{\beta_1, \beta_2, \beta_3\}$ is an orthogonal basis such that $(\beta_1, \beta_1) = \frac{1}{2}$, $(\beta_2, \beta_2) = -\frac{1}{2}\alpha - \frac{1}{2}$ and $(\beta_3, \beta_3) = \frac{1}{2}\alpha$. The corresponding root vectors are listed below:

Roots	$2\beta_i, i = 1, 2, 3$	$-2\beta_i, i = 1, 2, 3$	$i\beta_1 + j\beta_2 + k\beta_3 : i, j, k \in \{\pm 1\}$
Root vectors	E_i	F_i	$v_{i,j,k}$

We can check that all the odd roots in $D(2, 1; \alpha)$ are isotropic. In the following table, we give all possible Dynkin diagrams with respect to different systems of simple roots based on [5, Section 2.20].

Table 4.2: Dynkin diagrams for $D(2, 1; \alpha)$

Simple systems $\Pi = \{\alpha_1, \alpha_2, \alpha_3\}$	Dynkin diagrams
$\{2\beta_1, -\beta_1 + \beta_2 - \beta_3, 2\beta_3\}$	Figure 4.1 
$\{2\beta_1, -\beta_1 - \beta_2 + \beta_3, 2\beta_2\}$	Figure 4.2 
$\{2\beta_3, \beta_1 - \beta_2 - \beta_3, 2\beta_2\}$	Figure 4.3 
$\{-\beta_1 + \beta_2 + \beta_3, \beta_1 - \beta_2 + \beta_3, \beta_1 + \beta_2 - \beta_3\}$	Figure 4.4 

4.3. Centres of centralizers of nilpotent elements $e \in D(2, 1; \alpha)$ and labelled Dynkin diagrams with respect to e . Let $\mathfrak{g} = D(2, 1; \alpha) = \mathfrak{g}_0 \oplus \mathfrak{g}_1$. A nilpotent element $e \in \mathfrak{g}_0$ is of the form (e_1, e_2, e_3) where $e_i \in \mathfrak{sl}(2)$ for $i \in \{1, 2, 3\}$. We know that representatives of nilpotent elements in $\mathfrak{sl}(2)$ up to conjugation by $\mathrm{SL}(2)$ are 0 and E . We give basis elements for \mathfrak{g}^e and $\mathfrak{z}(\mathfrak{g}^e)$ and labelled Dynkin diagrams Δ with respect to e when $e = 0, E_1, E_1 + E_2, E_1 + E_2 + E_3$ in Table 4.3. Note that the cases $e = E_2, e = E_3$ are similar to $e = E_1$ and cases $e = E_2 + E_3, e = E_1 + E_3$ are similar to $e = E_1 + E_2$. Hence, any other case is similar to one of above. The numbers in the column labelled by “ Δ ” represent labels a_i corresponding to α_i for $i = 1, 2, 3$ in labelled Dynkin diagram with respect to e .

e	\mathfrak{g}^e	$\mathfrak{z}(\mathfrak{g}^e)$	Δ
0	\mathfrak{g}	$\{0\}$	Figures 4.1, 4.2, 4.3, 4.4: All labels are zeros.
E_1	$\langle E_1, E_2, H_2, F_2, E_3, H_3, F_3, v_{i,j,k} : j, k = \pm 1 \rangle$	$\langle e \rangle$	Figure 4.3: 0, 1, 0
$E_1 + E_2$	$\langle E_1, E_2, E_3, H_3, F_3, v_{1,1,1}, v_{1,1,-1}, v_{1,-1,1} - v_{-1,1,1}, v_{1,-1,-1} - v_{-1,1,-1} \rangle$	$\langle e \rangle$	Figure 4.1: 2, 0, 0 Figure 4.3: 0, 0, 2 Figure 4.4: 0, 0, 2
$E_1 + E_2 + E_3$	$\langle E_1, E_2, E_3, v_{1,1,1}, v_{1,1,-1} - v_{-1,1,1}, v_{1,-1,1} - v_{-1,1,1} \rangle$	$\langle e \rangle$	Figure 4.4: 1, 1, 1

TABLE 4.3. \mathfrak{g}^e , $\mathfrak{z}(\mathfrak{g}^e)$ and Δ for $\mathfrak{g} = D(2, 1; \alpha)$

Let $V^{\mathfrak{sl}(2)}(j)$ be an $\mathfrak{sl}(2)$ -module with highest weight j and $V^{\mathfrak{osp}(1|2)}(j)$ be an $\mathfrak{osp}(1|2)$ -module with highest weight j . We also describe the $\mathfrak{g}^e(0)$ -module structure on each $\mathfrak{g}^e(j)$ for $j > 0$ in Table 4.4.

Table 4.4: The $\mathfrak{g}^e(0)$ -module structure on $\mathfrak{g}^e(j)$ for $j > 0$

e	$\mathfrak{g}^e(0)$	$\mathfrak{g}^e(j)$ for $j > 0$
0	\mathfrak{g}^e	0
E_1	$\mathfrak{sl}(2) \oplus \mathfrak{sl}(2)$	$\mathfrak{g}^e(1) = V^{\mathfrak{sl}(1)} \otimes V^{\mathfrak{sl}(1)}$, $\mathfrak{g}^e(2) = V^{\mathfrak{sl}(0)} \otimes V^{\mathfrak{sl}(0)}$
$E_1 + E_2$	$\mathfrak{osp}(1 2)$	$\mathfrak{g}^e(2) = V^{\mathfrak{osp}(0)} \oplus V^{\mathfrak{osp}(1)}$
$E_1 + E_2 + E_3$	$\{0\}$	$\dim \mathfrak{g}^e(1) = 2$, $\dim \mathfrak{g}^e(2) = 3$, $\dim \mathfrak{g}^e(3) = 1$

Let $e = E_1 + E_2$. In the remaining part of this subsection, we calculate \mathfrak{g}^e , $\mathfrak{z}(\mathfrak{g}^e)$ and draw the labelled Dynkin diagrams with respect to e .

We easily calculate that $\mathfrak{g}_0^e = \langle E_1, E_2, E_3, H_3, F_3 \rangle$. To determine \mathfrak{g}_1^e , assume $x = \sum a_{i,j,k} v_{i,j,k} \in \mathfrak{g}_1^e$ where $a_{i,j,k} \in \mathbb{C}$, $i, j, k \in \{\pm 1\}$. By calculating $[E_1 + E_2, x] = 0$, we obtain that $a_{1,1,k}$ are arbitrary, $a_{1,-1,k} = -a_{-1,1,k}$ for $k = \pm 1$ and $a_{-1,-1,k} = 0$. Hence a basis of \mathfrak{g}_1^e is $\{v_{1,1,1}, v_{1,1,-1}, v_{1,-1,1} - v_{-1,1,1}, v_{1,-1,-1} - v_{-1,1,-1}\}$. Therefore, we have that $\dim \mathfrak{g}^e = 5 + 4 = 9$.

By computing commutator relations between basis elements for $\mathfrak{g}^e(0)$, we deduce that $\mathfrak{g}^e(0) \cong \mathfrak{osp}(1|2)$ according to Lemma 5 where $F_3, v_{1,-1,-1} - v_{-1,1,-1}, H_3, v_{1,-1,1} - v_{-1,1,1}, E_3$ correspond to $u_{-2}, u_{-1}, u_0, u_1, u_2$ in Lemma 5. Moreover, we obtain that $\mathfrak{g}^e(2) = V^{\mathfrak{osp}(0)} \oplus V^{\mathfrak{osp}(1)}$. Hence, we have that $\mathfrak{z} = \mathfrak{z}(0) \oplus \mathfrak{z}(2) \subseteq (\mathfrak{g}^e(0))^{\mathfrak{g}^e(0)} \oplus (\mathfrak{g}^e(2))^{\mathfrak{g}^e(0)} = \langle E_1 + E_2 \rangle$. We know that $e = E_1 + E_2 \in \mathfrak{z}$. Therefore, $\mathfrak{z} = \langle E_1 + E_2 \rangle$ and $\dim \mathfrak{z} = 1$.

Next we look for the labelled Dynkin diagrams with respect to e . We find an element $h = (H, H, 0)$ such that h belongs to an $\mathfrak{sl}(2)$ -triple $\{e, h, f\}$ in \mathfrak{g}_0 . By calculating the adh -eigenvalue on each root vector, we have that roots in $\mathfrak{g}(> 0)$ are $\{2\beta_1, 2\beta_2, \beta_1 + \beta_2 + \beta_3, \beta_1 + \beta_2 - \beta_3\}$ and roots in $\mathfrak{g}(0)$ are $\Phi(0) = \{\pm 2\beta_3, i\beta_1 - i\beta_2 + k\beta_3 : i, k = \pm 1\}$.

Hence, we have that $\mathfrak{g}(0) \cong \mathfrak{gl}(1 | 2)$ and there are three systems of simple roots of $\mathfrak{g}(0)$: $\Pi_1(0) = \{-\beta_1 + \beta_2 - \beta_3, 2\beta_3\}$, $\Pi_2(0) = \{2\beta_3, \beta_1 - \beta_2 - \beta_3\}$ and $\Pi_3(0) = \{-\beta_1 + \beta_2 + \beta_3, \beta_1 - \beta_2 + \beta_3\}$ up to conjugacy. By extending $\Pi_i(0)$ to Π for $i = 1, 2, 3$, we get three systems of positive roots Φ_i^+ and simple roots Π_i . Therefore, there are three conjugacy classes of Borel subalgebras such that $\mathfrak{b} = \mathfrak{h} \oplus \bigoplus_{\alpha \in \Phi^+} \mathfrak{g}_\alpha \subseteq \bigoplus_{j \geq 0} \mathfrak{g}(j)$. Hence, the systems of simple roots are:

$\Pi_1 = \{\alpha_1 = 2\beta_1, \alpha_2 = -\beta_1 + \beta_2 - \beta_3, \alpha_3 = 2\beta_3\}$. We compute $\mu_{12} = 1$ and $\mu_{23} = \alpha$ using Formula (2.1). Therefore, the labelled Dynkin diagram with respect to Π_1 is the Dynkin diagram in Figure 4.1 with labels 2, 0, 0.

$\Pi_2 = \{\alpha_1 = 2\beta_3, \alpha_2 = \beta_1 - \beta_2 - \beta_3, \alpha_3 = 2\beta_2\}$. We compute that $\mu_{12} = \alpha$ and $\mu_{23} = 1 + \alpha$ using Formula (2.1). Therefore, the labelled Dynkin diagram with respect to Π_2 is the Dynkin diagram in Figure 4.3 with labels 0, 0, 2.

$\Pi_3 = \{\alpha_1 = -\beta_1 + \beta_2 + \beta_3, \alpha_2 = \beta_1 - \beta_2 + \beta_3, \alpha_3 = \beta_1 + \beta_2 - \beta_3\}$. We compute that $\mu_{12} = \alpha$, $\mu_{13} = 1 + \alpha$ and $\mu_{23} = 2$ using Formula (2.1). Therefore, the labelled Dynkin diagram with respect to Π_3 is the Dynkin diagram in Figure 4.4 with labels 0, 0, 2.

4.4. Analysis of results. Note that $e = E_1 + E_2$ is the only case in which the corresponding labelled Dynkin diagram Δ has no label equal to 1. For this case, we have $n_2(\Delta) = 1$, $\dim \mathfrak{z}(\mathfrak{g}^e) = 1$ and $\mathfrak{g}^h = \mathfrak{g}(0) \cong \mathfrak{gl}(1|2)$ by §4.3. Hence, \mathfrak{g}^h has centre of dimension 1. Therefore, $\dim \mathfrak{z}(\mathfrak{g}^h) = n_2(\Delta) = \dim \mathfrak{z}(\mathfrak{g}^e)$.

In order to prove Theorem 2, we only need to look at the case $e = E_1 + E_2$ as the remaining cases do not have labels equal to 2 so that the 2-free core Δ_0 of Δ is the same as Δ . For this case, we have $\dim \mathfrak{g}^e = 9$, $\dim \mathfrak{z}(\mathfrak{g}^e) = 1$ and $\Delta_0 = \Delta_{\mathfrak{g}(0)}$. Hence, we deduce that the corresponding Lie superalgebra $\mathfrak{g}_0 = \mathfrak{sl}(2|1)$ and the nilpotent orbit e_0 with respect to Δ_0 is equal to 0. Therefore, we have that $\dim \mathfrak{g}_0^{e_0} = 8$ and $\dim \mathfrak{g}^e - \dim \mathfrak{g}_0^{e_0} = n_2(\Delta) = 1$. Similarly, we have $\dim \mathfrak{z}(\mathfrak{g}^e) - \dim \mathfrak{z}(\mathfrak{g}_0^{e_0}) = n_2(\Delta) = 1$ because $\dim \mathfrak{z}(\mathfrak{g}_0^{e_0}) = 0$.

Theorem 3 for $D(2, 1; \alpha)$ can be obtained immediately from Table 4.3, i.e. we have that $\dim \mathfrak{z}(\mathfrak{g}^e) = \lceil \frac{1}{2} \sum_{i=1}^3 a_i \rceil + \varepsilon$ where $\varepsilon = 0$ for $e = 0, E_1, E_1 + E_2$ and $\varepsilon = -1$ for $e = E_1 + E_2 + E_3$.

5. THE EXCEPTIONAL LIE SUPERALGEBRA $G(3)$

5.1. Structure of the Lie superalgebra $G(3)$. Let $V_2 = V$ where V is defined in §3. Let G_2 be the exceptional Lie algebra and $V_7 = \langle e_3, e_2, e_1, e_0, e_{-1}, e_{-2}, e_{-3} \rangle$ be its 7-dimensional module. A construction of $G(3)$ can be found in [12, Chapter 4] and we recall this construction below. Recall that $G(3) = \mathfrak{g} = \mathfrak{g}_0 \oplus \mathfrak{g}_1$ where

$$\mathfrak{g}_0 = \mathfrak{sl}(2) \oplus G_2 \text{ and } \mathfrak{g}_1 = V_2 \otimes V_7.$$

We view $G_2 \subseteq \mathfrak{gl}(V_7)$ and then \mathfrak{g}_0 has a basis $\{E, H, F, h_1, h_2, x_i, y_i : i = 1, \dots, 6\}$ where

$$x_1 = \begin{pmatrix} 0 & -1 & 0 & 0 & 0 & 0 & 0 \\ 0 & 0 & 0 & 0 & 0 & 0 & 0 \\ 0 & 0 & 0 & 1 & 0 & 0 & 0 \\ 0 & 0 & 0 & 0 & -2 & 0 & 0 \\ 0 & 0 & 0 & 0 & 0 & 0 & 0 \\ 0 & 0 & 0 & 0 & 0 & 0 & 1 \\ 0 & 0 & 0 & 0 & 0 & 0 & 0 \end{pmatrix}, \quad x_2 = \begin{pmatrix} 0 & 0 & 0 & 0 & 0 & 0 & 0 \\ 0 & 0 & 1 & 0 & 0 & 0 & 0 \\ 0 & 0 & 0 & 0 & 0 & 0 & 0 \\ 0 & 0 & 0 & 0 & 0 & 0 & 0 \\ 0 & 0 & 0 & 0 & 0 & -1 & 0 \\ 0 & 0 & 0 & 0 & 0 & 0 & 0 \\ 0 & 0 & 0 & 0 & 0 & 0 & 0 \end{pmatrix},$$

$$y_1 = \begin{pmatrix} 0 & 0 & 0 & 0 & 0 & 0 & 0 \\ -1 & 0 & 0 & 0 & 0 & 0 & 0 \\ 0 & 0 & 0 & 0 & 0 & 0 & 0 \\ 0 & 0 & 2 & 0 & 0 & 0 & 0 \\ 0 & 0 & 0 & -1 & 0 & 0 & 0 \\ 0 & 0 & 0 & 0 & 0 & 0 & 0 \\ 0 & 0 & 0 & 0 & 0 & 1 & 0 \end{pmatrix}, \quad y_2 = \begin{pmatrix} 0 & 0 & 0 & 0 & 0 & 0 & 0 \\ 0 & 0 & 0 & 0 & 0 & 0 & 0 \\ 0 & 1 & 0 & 0 & 0 & 0 & 0 \\ 0 & 0 & 0 & 0 & 0 & 0 & 0 \\ 0 & 0 & 0 & 0 & 0 & 0 & 0 \\ 0 & 0 & 0 & 0 & -1 & 0 & 0 \\ 0 & 0 & 0 & 0 & 0 & 0 & 0 \end{pmatrix},$$

$$h_1 = \text{diag}(1, -1, 2, 0, -2, 1, -1) \text{ and } h_2 = \text{diag}(0, 1, -1, 0, 1, -1, 0),$$

and $x_3 = [x_1, x_2]$, $x_4 = [x_1, x_3]$, $x_5 = [x_1, x_4]$, $x_6 = [x_5, x_2]$. The remaining negative root vectors in the basis of G_2 can be generated by y_1 and y_2 in a similar way. A basis of $\mathfrak{g}_{\bar{1}}$ is $\{v_i \otimes e_j : i = \pm 1, j = 0, \pm 1, \pm 2, \pm 3\}$.

We know that \mathfrak{g}_0 is a Lie algebra and the bracket $[\cdot, \cdot] : \mathfrak{g}_0 \times \mathfrak{g}_{\bar{1}} \rightarrow \mathfrak{g}_{\bar{1}}$ is given by $[x + y, u \otimes w] = xu \otimes w + u \otimes yw$ for $x \in \mathfrak{sl}(2)$, $y \in G_2$, $u \in V_2$ and $w \in V_7$. The bracket $[\cdot, \cdot] : \mathfrak{g}_{\bar{1}} \times \mathfrak{g}_{\bar{1}} \rightarrow \mathfrak{g}_0$ is given in [12, Theorem 4.4.5]. For $v_i, v_k \in V_2, e_j, e_l \in V_7$, we have

$$(5.1) \quad [v_i \otimes e_j, v_k \otimes e_l] = \psi_2(v_i, v_k)p_7(e_j, e_l) + \psi_7(e_j, e_l)p_2(v_i, v_k),$$

where ψ_2 is a non-degenerate skew-symmetric bilinear form on V_2 such that $\psi_2(v_1, v_{-1}) = 1$ and $p_2 : V_2 \times V_2 \rightarrow \mathfrak{sl}(2)$ is given by $p_2(x, y)(z) = 4(\psi_1(y, z)x - \psi_1(z, x)y)$. We calculate that $p_2(v_1, v_{-1}) = -4H$, $p_2(v_1, v_1) = 8E$ and $p_2(v_{-1}, v_{-1}) = -8F$. The mappings ψ_7 and p_7 are defined in [12, Theorem 4.4.5]. We can explicitly calculate that $\psi_7(e_j, e_{-j}) = 2$, $\psi_7(e_0, e_0) = -1$ and $\psi_7(e_i, e_j) = 0$ if $i \neq j$. As in [12, Subsection 4.7.9], we can calculate that $p_7(e_{-3}, e_3) = -8h_1 - 12h_2$. According to the graded Jacobi identity, we have that

$$\begin{aligned} [x_1, [v_1 \otimes e_{-3}, v_{-1} \otimes e_3]] &= [v_1 \otimes e_{-3}, [x_1, v_{-1} \otimes e_3]] + [[x_1, v_1 \otimes e_{-3}], v_{-1} \otimes e_3] \\ &= [v_1 \otimes e_{-3}, 0] + [v_1 \otimes e_{-2}, v_{-1} \otimes e_3] = p_7(e_{-2}, e_3). \end{aligned}$$

Moreover, $[x_1, [v_1 \otimes e_{-3}, v_{-1} \otimes e_3]] = [x_1, -8H - 8h_1 - 12h_2] = 4x_1$. Therefore, we deduce that $p_7(e_{-2}, e_3) = 4x_1$. Using similar methods we obtain the explicit mapping $p_7 : V_7 \times V_7 \rightarrow G_2$ which is given in the following table:

	e_3	e_2	e_1	e_0	e_{-1}	e_{-2}	e_{-3}
e_3	0	$-2x_6$	$2x_5$	$2x_4$	$-4x_3$	$-4x_1$	$8h_1 + 12h_2$
e_2	$2x_6$	0	$-2x_4$	$-4x_3$	$12x_2$	$4h_1 + 12h_2$	$-4y_1$
e_1	$-2x_5$	$2x_4$	0	$4x_1$	$4h_1$	$12y_2$	$4y_3$
e_0	$-2x_4$	$4x_3$	$-4x_1$	0	$4y_1$	$4y_3$	$2y_4$
e_{-1}	$4x_3$	$-12x_2$	$-4h_1$	$-4y_1$	0	$-2y_4$	$-2y_5$
e_{-2}	$4x_1$	$-4h_1 - 12h_2$	$-12y_2$	$-4y_3$	$2y_4$	0	$-2y_6$
e_{-3}	$-8h_1 - 12h_2$	$4y_1$	$-4y_3$	$-2y_4$	$2y_5$	$2y_6$	0

 TABLE 5.2. $p_7 : V_7 \times V_7 \rightarrow G_2$

5.2. **Root system and Dynkin diagrams for $G(3)$.** We follow the description of the root system of $\mathfrak{g} = G(3)$ given in [12, Chapter 4]. Let $\mathfrak{h} = \langle H, h_1, h_2 \rangle$ be the Cartan subalgebra of \mathfrak{g} . Note that the roots of $G(3)$ can be expressed in terms of $\delta, \varepsilon_1, \varepsilon_2, \varepsilon_3 \in \mathfrak{h}^*$ where $\varepsilon_1 + \varepsilon_2 + \varepsilon_3 = 0$. The root system $\Phi = \Phi_0 \cup \Phi_1$ is given by

$$\Phi_0 = \{\pm 2\delta, \varepsilon_i - \varepsilon_j, \pm \varepsilon_i : 1 \leq i, j \leq 3\} \text{ and } \Phi_1 = \{\pm \delta \pm \varepsilon_i, \pm \delta : 1 \leq i \leq 3\}$$

where the bilinear form (\cdot, \cdot) on \mathfrak{h}^* is defined by $(\delta, \delta) = 2$, $(\varepsilon_i, \varepsilon_j) = 1 - 3\delta_{ij}$, and $(\delta, \varepsilon_i) = 0$.

The table below lists all roots together with corresponding root vectors:

Roots	2δ	ε_1	$\varepsilon_2 - \varepsilon_1$	ε_2	$-\varepsilon_3$	$\varepsilon_1 - \varepsilon_3$	$\varepsilon_2 - \varepsilon_3$	$i\delta - \varepsilon_3$	$i\delta + \varepsilon_j$
Root vectors	E	x_1	x_2	x_3	x_4	x_5	x_6	$v_i \otimes e_3$	$v_i \otimes e_j$
Roots	-2δ	$-\varepsilon_1$	$\varepsilon_1 - \varepsilon_2$	$-\varepsilon_2$	ε_3	$\varepsilon_3 - \varepsilon_1$	$\varepsilon_3 - \varepsilon_2$	$i\delta + \varepsilon_3$	$i\delta$
Root vectors	F	y_1	y_2	y_3	y_4	y_5	y_6	$v_i \otimes e_{-3}$	$v_i \otimes e_0$

where $i \in \{1, -1\}$, $j \in \{2, 1, -1, -2\}$ and we define $\varepsilon_j = -\varepsilon_{-j}$ for $j < 0$. We further deduce that the odd roots $\pm \delta \pm \varepsilon_i$ are isotropic and $\pm \delta$ are non-isotropic.

The following table covers all possible Dynkin diagrams with respect to different systems of simple roots based on [5, Section 2.19].

 Table 5.3: Dynkin diagrams for $G(3)$

Simple systems $\Pi = \{\alpha_1, \alpha_2, \alpha_3\}$	Dynkin diagrams
$\{\delta + \varepsilon_3, \varepsilon_1, \varepsilon_2 - \varepsilon_1\}$	<p style="text-align: center;">Figure 5.1</p> <p style="text-align: center;">α_1 α_2 α_3</p>

$\{-\delta - \varepsilon_3, \delta - \varepsilon_2, \varepsilon_2 - \varepsilon_1\}$	Figure 5.2
$\{\delta, -\delta + \varepsilon_1, \varepsilon_2 - \varepsilon_1\}$	Figure 5.3
$\{\varepsilon_1, -\delta + \varepsilon_2, \delta - \varepsilon_1\}$	Figure 5.4

5.3. Centres of centralizers of nilpotent elements e in $G(3)$ and labelled Dynkin diagrams with respect to e . Let $e = e_{\mathfrak{sl}(2)} + e_{G_2} \in \mathfrak{g}_0$ be nilpotent where $e_{\mathfrak{sl}(2)} \in \mathfrak{sl}(2)$ and $e_{G_2} \in G_2$. According to [11, Section 11], we know that representatives of nilpotent orbits in $\mathfrak{sl}(2)$ are $0, E$ and representatives of nilpotent orbits in G_2 are $0, x_2, x_1, x_2 + x_5, x_1 + x_2$ up to the adjoint action of $G = \mathrm{SL}_2(\mathbb{C}) \times K$ where K is the Lie group of type G_2 . Hence, there are in total 10 possibilities for e . It is clear that $\mathfrak{sl}(2)^E = \langle E \rangle$ and $\mathfrak{sl}(2)^0 = \mathfrak{sl}(2)$. We give basis elements for \mathfrak{g}^e and $\mathfrak{z}(\mathfrak{g}^e)$ and the labelled Dynkin diagrams Δ with respect to e in Table 5.4. Note that the numbers in the column labelled “ Δ ” represent labels a_i corresponding to α_i for $i = 1, 2, 3$ in labelled Dynkin diagram with respect to e .

 Table 5.4: \mathfrak{g}^e , $\mathfrak{z}(\mathfrak{g}^e)$ and Δ for $\mathfrak{g} = G(3)$

e	\mathfrak{g}^e	$\mathfrak{z}(\mathfrak{g}^e)$	Δ
$E + (x_1 + x_2)$	$\langle E, x_1 + x_2, x_6, v_1 \otimes e_3, v_1 \otimes e_2 + v_{-1} \otimes e_3 \rangle$	$\langle e, x_6, v_1 \otimes e_3 \rangle$	Figure 5.3: 1, 1, 2
$E + x_2$	$\langle E, 2h_1 + 3h_2, x_2, y_1, x_3, x_6, y_5, x_4, y_4, v_1 \otimes e_2, v_1 \otimes e_{-1}, v_1 \otimes e_3, v_1 \otimes e_0, v_1 \otimes e_{-3}, v_1 \otimes e_1 - v_{-1} \otimes e_2, v_1 \otimes e_{-2} + v_{-1} \otimes e_{-1} \rangle$	$\langle e \rangle$	Figure 5.1: 0, 0, 1 Figure 5.2: 0, 0, 1 Figure 5.4: 0, 0, 1

$E + x_1$	$\langle E, x_1, x_5, y_2, x_6, y_6, h_1 + 2h_2, v_1 \otimes e_1, v_1 \otimes e_3, v_1 \otimes e_{-2}, v_1 \otimes e_0 - v_{-1} \otimes e_1, v_1 \otimes e_2 + v_{-1} \otimes e_3, v_1 \otimes e_{-3} - v_{-1} \otimes e_{-2} \rangle$	$\langle e \rangle$	Figure 5.2: 1, 0, 0 Figure 5.4: 1, 0, 0
$E + (x_2 + x_5)$	$\langle E, x_6, x_3, x_4, x_2 + x_5, v_1 \otimes e_3, v_1 \otimes e_2, v_1 \otimes e_0, 6v_{-1} \otimes e_3 - v_1 \otimes e_{-1}, v_1 \otimes e_1 - v_{-1} \otimes e_2 \rangle$	$\langle e, x_6 \rangle$	Figure 5.4: 0, 1, 1
E	$\langle E \rangle \oplus \mathbf{G}_2 \oplus \langle v_1 \otimes e_3, v_1 \otimes e_2, v_1 \otimes e_1, v_1 \otimes e_0, v_1 \otimes e_{-1}, v_1 \otimes e_{-2}, v_1 \otimes e_{-3} \rangle$	$\langle e \rangle$	Figure 5.1: 1, 0, 0
$x_1 + x_2$	$\langle E, H, F, x_1 + x_2, x_6, v_1 \otimes e_3, v_{-1} \otimes e_3 \rangle$	$\langle e, x_6 \rangle$	Figure 5.3: 0, 2, 2
x_2	$\langle E, H, F, 2h_1 + 3h_2, x_2, y_1, x_3, x_6, y_5, x_4, y_4, v_1 \otimes e_2, v_{-1} \otimes e_2, v_1 \otimes e_{-1}, v_{-1} \otimes e_{-1}, v_1 \otimes e_{-3}, v_{-1} \otimes e_{-3}, v_1 \otimes e_3, v_{-1} \otimes e_3, v_1 \otimes e_0, v_{-1} \otimes e_0 \rangle$	$\langle e \rangle$	Figure 5.3: 0, 0, 1
x_1	$\langle E, H, F, x_1, x_5, y_2, x_6, y_6, h_1 + 2h_2, v_1 \otimes e_1, v_{-1} \otimes e_1, v_1 \otimes e_3, v_{-1} \otimes e_3, v_1 \otimes e_{-2}, v_{-1} \otimes e_{-2} \rangle$	$\langle e \rangle$	Figure 5.3: 0, 1, 0
$x_2 + x_5$	$\langle E, H, F, x_6, x_3, x_4, x_2 + x_5, v_1 \otimes e_3, v_{-1} \otimes e_3, v_1 \otimes e_2, v_{-1} \otimes e_2, v_1 \otimes e_0, v_{-1} \otimes e_0 \rangle$	$\langle e, x_6 \rangle$	Figure 5.3: 0, 0, 2 Figure 5.4: 0, 2, 0
0	\mathfrak{g}	$\{0\}$	Figures 5.1, 5.2, 5.3, 5.4. All labels are zeros.

For each nilpotent element e , we find a semisimple element h such that h lies in an $\mathfrak{sl}(2)$ -triple in \mathfrak{g}_0 that contains e . We also calculate the $\mathfrak{g}^e(0)$ -module structure on each $\mathfrak{g}^e(j)$ for $j > 0$ in the table below. Let $V^{\mathfrak{sl}(2)}(j)$ be an $\mathfrak{sl}(2)$ -module with highest weight j and $V^{\mathfrak{osp}(1|2)}(j)$ be an $\mathfrak{osp}(1|2)$ -module with highest weight j . Note that for $e = x_2$,

the $\mathfrak{g}^e(0)$ -module structure on $\mathfrak{g}^e(j)$ is not included as it requires the construction of $\mathfrak{osp}(3|2)$ representations.

Table 5.5: The $\mathfrak{g}^e(0)$ -module structure on $\mathfrak{g}^e(j)$ for $j > 0$

e	h	$\mathfrak{g}^e(0)$	$\mathfrak{g}^e(j), j > 0$
$E + (x_1 + x_2)$	$H + (6h_1 + 10h_2)$	0	$\dim \mathfrak{g}^e(10) = \dim \mathfrak{g}^e(7) = \dim \mathfrak{g}^e(5) = 1, \dim \mathfrak{g}^e(2) = 2$
$E + x_2$	$H + h_2$	$\mathfrak{osp}(1 2)$	$\mathfrak{g}^e(1) = V^{\mathfrak{osp}}(3),$ $\mathfrak{g}^e(2) = V^{\mathfrak{osp}}(0) \oplus V^{\mathfrak{osp}}(1)$
$E + x_1$	$H + h_1$	$\mathfrak{osp}(1 2)$	$\mathfrak{g}^e(1) = \mathfrak{g}^e(3) = V^{\mathfrak{osp}}(0),$ $\mathfrak{g}^e(2) = V^{\mathfrak{osp}}(0) \oplus V^{\mathfrak{osp}}(1)$
$E + (x_2 + x_5)$	$H + (2h_1 + 4h_2)$	0	$\dim \mathfrak{g}^e(4) = 1, \dim \mathfrak{g}^e(3) = 2,$ $\dim \mathfrak{g}^e(2) = 4, \dim \mathfrak{g}^e(1) = 3$
E	H	G_2	$\mathfrak{g}^e(1) = V_7, \mathfrak{g}^e(2) = \langle E \rangle$
$x_1 + x_2$	$6h_1 + 10h_2$	$\mathfrak{sl}(2)$	$\mathfrak{g}^e(2) = \mathfrak{g}^e(10) = V^{\mathfrak{sl}}(0), \mathfrak{g}^e(6) = V^{\mathfrak{sl}}(1)$
x_2	h_2	$\mathfrak{osp}(3 2)$	Omitted.
x_1	h_1	$\mathfrak{sl}(2) \oplus \mathfrak{sl}(2)$	$\mathfrak{g}^e(1) = V^{\mathfrak{sl}}(1) \otimes V^{\mathfrak{sl}}(1), \mathfrak{g}^e(3) =$ $V^{\mathfrak{sl}}(0) \otimes V^{\mathfrak{sl}}(1), \mathfrak{g}^e(2) =$ $(V^{\mathfrak{sl}}(0) \otimes V^{\mathfrak{sl}}(0)) \oplus (V^{\mathfrak{sl}}(1) \otimes V^{\mathfrak{sl}}(0)).$
$x_2 + x_5$	$2h_1 + 4h_2$	$\mathfrak{osp}(1 2)$	$\mathfrak{g}^e(2) = V^{\mathfrak{osp}}(0) \oplus V^{\mathfrak{osp}}(1) \oplus V^{\mathfrak{osp}}(1),$ $\mathfrak{g}^e(4) = V^{\mathfrak{osp}}(0)$
0	0	\mathfrak{g}	0

In the remaining part of this subsection, we explain explicit calculations for finding \mathfrak{g}^e and $\mathfrak{z}(\mathfrak{g}^e)$ and obtain the corresponding labelled Dynkin diagrams for nilpotent element $E + x_2$. The results of remaining cases are obtained using the same approach.

When $e = E + x_2$, we already know that $\mathfrak{sl}(2)^E = \langle E \rangle$, now we are going to work out $G_2^{x_2}$. Observe that $h_{G_2} = \text{diag}(0, 1, -1, 0, 1, -1, 0) = h_2$ belongs to an $\mathfrak{sl}(2)$ -triple $\{e_{G_2}, h_{G_2}, f_{G_2}\}$ in G_2 containing $e_{G_2} = x_2$. Then we can work out the $\text{ad}h_{G_2}$ -eigenspaces with non-negative eigenvalues of G_2 :

Eigenvalues of h_{G_2}	0	1	2
Eigenvectors	h_1, h_2, x_4, y_4	y_1, x_3, x_6, y_5	x_2

This demonstrates that $G_2^{x_2} \cong G_2^{x_2}(0) \oplus G_2^{x_2}(1) \oplus G_2^{x_2}(1)$. It is clear that $G_2^{x_2}(2) = \langle x_2 \rangle$ and $G_2^{x_2}(1) = \langle y_1, x_3, x_6, y_5 \rangle$. Note that $G_2^{x_2}(0)$ has dimension 3. Since $[2h_1 + 3h_2, x_2] = 0$ and $[x_4, x_2] = 0 = [y_4, x_2]$, we have that $G_2^{x_2}(0) = \langle x_4, y_4, 2h_1 + 3h_2 \rangle$. Therefore, we have that \mathfrak{g}_0^e has a basis $\{E, 2h_1 + 3h_2, x_4, y_4, x_2, y_1, x_3, x_6, y_5\}$.

Now we calculate \mathfrak{g}_1^e . We look at the $\mathfrak{sl}(2)$ -triple $\{e, h, f\} \subseteq \mathfrak{g}_0$ and work out all non-negative $\text{ad}h$ -eigenspaces in \mathfrak{g}_1 .

adh-eigenvalues	2	1	0
adh-eigenvectors	$v_1 \otimes e_2, v_1 \otimes e_{-1}$	$v_1 \otimes e_3, v_1 \otimes e_0,$ $v_1 \otimes e_{-3}$	$v_1 \otimes e_1, v_1 \otimes e_{-2},$ $v_{-1} \otimes e_2, v_{-1} \otimes e_{-1}$

The above table implies that $\mathfrak{g}_1^e \cong \mathfrak{g}_1^e(0) \oplus \mathfrak{g}_1^e(1) \oplus \mathfrak{g}_1^e(2)$ where $\mathfrak{g}_1^e(2)$ has a basis $\{v_1 \otimes e_2, v_1 \otimes e_{-1}\}$ and $\mathfrak{g}_1^e(1)$ has a basis $\{v_1 \otimes e_3, v_1 \otimes e_0, v_1 \otimes e_{-3}\}$. To determine $\mathfrak{g}_1^e(0)$, we need to find elements of the form $x = a_{1,1}v_1 \otimes e_1 + a_{1,-2}v_1 \otimes e_{-2} + a_{-1,2}v_{-1} \otimes e_2 + a_{-1,-1}v_{-1} \otimes e_{-1}$ that are centralized by e . Then $[e, x] = 0$ gives that $a_{1,1} = -a_{-1,2}$ and $a_{1,-2} = a_{-1,-1}$. Hence $\mathfrak{g}_1^e(0)$ has a basis $\{v_1 \otimes e_1 - v_{-1} \otimes e_2, v_1 \otimes e_{-2} + v_{-1} \otimes e_{-1}\}$. Therefore, \mathfrak{g}_1^e has a basis $\{v_1 \otimes e_2, v_1 \otimes e_{-1}, v_1 \otimes e_3, v_1 \otimes e_0, v_1 \otimes e_{-3}, v_1 \otimes e_1 - v_{-1} \otimes e_2, v_1 \otimes e_{-2} + v_{-1} \otimes e_{-1}\}$. In conclusion, we have that $\dim \mathfrak{g}^e = 9 + 7 = 16$.

By computing commutator relations between basis elements for $\mathfrak{g}^e(0)$, we deduce that $\mathfrak{g}^e(0) \cong \mathfrak{osp}(1|2)$ according to Lemma 5 where $y_4, v_1 \otimes e_{-2} + v_{-1} \otimes e_{-1}, 2h_1 + 3h_2, v_1 \otimes e_1 - v_{-1} \otimes e_2, x_4$ correspond to $u_{-2}, u_{-1}, u_0, u_1, u_2$ in Lemma 5. Moreover, we obtain that $\mathfrak{g}^e(1) = V^{\mathfrak{osp}}(3)$ and $\mathfrak{g}^e(2) = V^{\mathfrak{osp}}(0) \oplus V^{\mathfrak{osp}}(1)$. Hence, we have that

$$\mathfrak{z} = \mathfrak{z}(0) \oplus \mathfrak{z}(1) \oplus \mathfrak{z}(2) \subseteq (\mathfrak{g}^e(0))^{\mathfrak{g}^e(0)} \oplus (\mathfrak{g}^e(1))^{\mathfrak{g}^e(0)} \oplus (\mathfrak{g}^e(2))^{\mathfrak{g}^e(0)} = \langle E + x_2 \rangle.$$

Note that $E + x_2 \in \mathfrak{z}$, therefore $\mathfrak{z} = \langle E + x_2 \rangle$ and it has dimension 1.

Next we look at the labelled Dynkin diagrams with respect to e . We obtain that roots in $\mathfrak{g}(> 0)$ are $\{2\delta, \varepsilon_2 - \varepsilon_1, -\varepsilon_1, \varepsilon_2, \varepsilon_2 - \varepsilon_3, \varepsilon_3 - \varepsilon_1, \delta + \varepsilon_2, \delta - \varepsilon_1, \delta - \varepsilon_3, \delta, \delta + \varepsilon_3\}$ and roots in $\mathfrak{g}(0)$ are $\Phi(0) = \{\pm\varepsilon_3, \pm(\delta + \varepsilon_1), \pm(\delta - \varepsilon_2)\}$. Hence, there are three systems of simple roots of $\mathfrak{g}(0)$: $\Pi_1(0) = \{-\varepsilon_3, -\delta - \varepsilon_1\}$, $\Pi_2(0) = \{-\delta + \varepsilon_2, \delta + \varepsilon_1\}$ and $\Pi_3(0) = \{\delta - \varepsilon_2, -\varepsilon_3\}$ up to conjugacy. By extending $\Pi_i(0)$ to Π for $i = 1, 2, 3$, we get three systems of positive roots Φ_i^+ and simple roots Π_i and thus there are three conjugacy classes of Borel subalgebras satisfying $\mathfrak{b} = \mathfrak{h} \oplus \bigoplus_{\alpha \in \Phi^+} \mathfrak{g}_\alpha \subseteq \bigoplus_{j \geq 0} \mathfrak{g}(j)$. Hence, the systems of simple roots are:

$\Pi_1 = \{-\varepsilon_3, -\delta - \varepsilon_1, \delta + \varepsilon_3\}$. We compute $\mu_{12} = 1$, $\mu_{13} = 2$ and $\mu_{23} = 3$ using Formula (2.1). Therefore, the corresponding labelled Dynkin diagram is the Dynkin diagram in Figure 5.4 with labels 0, 0, 1.

$\Pi_2 = \{-\delta + \varepsilon_2, \delta + \varepsilon_1, \varepsilon_3 - \varepsilon_1\}$. We compute $\mu_{12} = 1$ and $\mu_{23} = 3$ using Formula (2.1). Therefore, the corresponding labelled Dynkin diagram is the Dynkin diagram in Figure 5.2 with labels 0, 0, 1.

$\Pi_3 = \{\delta - \varepsilon_2, -\varepsilon_3, \varepsilon_3 - \varepsilon_1\}$. We compute $\mu_{12} = 1$ and $\mu_{23} = 3$ using Formula (2.1). Therefore, the corresponding labelled Dynkin diagram is the Dynkin diagram in Figure 5.1 with labels 0, 0, 1.

5.4. Analysis of results. Let $\mathfrak{h} = \langle H, h_1, h_2 \rangle \subseteq \mathfrak{g}$. Denote a simple root system for \mathfrak{g}^h by Π_h . In order to prove Theorem 1 for $G(3)$, we consider two cases in which the corresponding labelled Dynkin diagram has no label equal to 1. They are $e = x_1 + x_2$ and $e = x_2 + x_5$.

When $e = x_1 + x_2 \in G(3)$, we have $\dim \mathfrak{z}(\mathfrak{g}^e) = 2$ and $n_2(\Delta) = 2$. Note that \mathfrak{g}^h is generated by root vectors $e_{\pm 2\delta}, e_{\pm\delta}$ and \mathfrak{h} . Hence, we can find a simple root system $\Pi_h = \{\delta\}$ and thus $\mathfrak{g}^h = \mathfrak{z}(\mathfrak{g}^h) \oplus \mathfrak{osp}(1|2)$ according to [12, Subsection 3.4.1]. Then $\mathfrak{z}(\mathfrak{g}^h) = \{t \in \mathfrak{h} : \delta(t) = 0\}$. Hence, $\dim \mathfrak{z}(\mathfrak{g}^h) = 2 = n_2(\Delta) = \dim \mathfrak{z}(\mathfrak{g}^e)$.

When $e = x_2 + x_5 \in G(3)$, we have $\dim \mathfrak{z}(\mathfrak{g}^e) = 2$ but $n_2(\Delta) = 1$. Note that \mathfrak{g}^h is generated by root vectors $e_{\pm 2\delta}, e_{\pm\delta}, e_{\pm\varepsilon_1}, e_{\pm(\delta+\varepsilon_1)}, e_{\pm(\delta-\varepsilon_1)}$ and \mathfrak{h} , thus we can find

a simple root system $\Pi_h = \{\varepsilon_1, \delta - \varepsilon_1\}$ and thus $\mathfrak{g}^h = \mathfrak{z}(\mathfrak{g}^h) \oplus \mathfrak{osp}(3|2)$ according to [12, Subsection 3.4.1]. Then $\mathfrak{z}(\mathfrak{g}^h) = \{t \in \mathfrak{h} : \varepsilon_1(t) = (\delta - \varepsilon_1)(t) = 0\}$. Hence, $\dim \mathfrak{z}(\mathfrak{g}^h) = 1 = n_2(\Delta)$ but $\dim \mathfrak{z}(\mathfrak{g}^h) \neq \dim \mathfrak{z}(\mathfrak{g}^e)$. We will further discuss this case in §5.5 and complete verification of Theorem 1 for $G(3)$.

In order to prove Theorem 2 for $G(3)$, we look at three cases below and the remaining cases do not have labels equal to 2 so that the 2-free core Δ_0 of Δ is the same as Δ .

When $e = E + (x_1 + x_2) \in G(3)$, we have $\dim \mathfrak{g}^e = 5$, $\dim \mathfrak{z}(\mathfrak{g}^e) = 3$ and Δ is given in Table 5.4. From [12, Subsection 3.4.1] we have that the Lie superalgebra corresponding to Δ_0 is $\mathfrak{g}_0 = \mathfrak{osp}(3|2)$. An explicit explanation of construction of $\mathfrak{osp}(3|2)$ can be found in [12, Section 2.3]. We choose the representative of nilpotent orbit $e_0 \in \mathfrak{osp}(3|2)_0$ to be

$$\begin{pmatrix} 0 & 1 & 0 & 0 & 0 \\ 0 & 0 & -1 & 0 & 0 \\ 0 & 0 & 0 & 0 & 0 \\ 0 & 0 & 0 & 0 & 1 \\ 0 & 0 & 0 & 0 & 0 \end{pmatrix},$$

thus e has the Jordan type $(3|2)$. Hence, we obtain that $\dim \mathfrak{g}_0^{e_0} = 4$ according to [7, Subsection 3.2.2]. Furthermore, we calculate that $\dim \mathfrak{z}(\mathfrak{g}_0^{e_0}) = 2$. Therefore, $\dim \mathfrak{g}^e - \dim \mathfrak{g}_0^{e_0} = n_2(\Delta) = 1$ and $\dim \mathfrak{z}(\mathfrak{g}^e) - \dim \mathfrak{z}(\mathfrak{g}_0^{e_0}) = n_2(\Delta) = 1$ for this case.

When $e = x_1 + x_2 \in G(3)$, we have $\dim \mathfrak{g}^e = 7$, $\dim \mathfrak{z}(\mathfrak{g}^e) = 2$ and Δ is given in Table 5.4. According to [12, Subsection 3.4.1], we have that the Lie superalgebra corresponding to Δ_0 is $\mathfrak{g}_0 = \mathfrak{osp}(1|2)$ and $e_0 = 0$. Thus we know that $\mathfrak{g}_0^{e_0} = \mathfrak{g}_0$ and $\mathfrak{z}(\mathfrak{g}_0^{e_0}) = \mathfrak{z}(\mathfrak{g}_0) = \{0\}$. Hence, we have $\dim \mathfrak{g}_0^{e_0} = \dim \mathfrak{g}_0 = 5$ and $\dim \mathfrak{z}(\mathfrak{g}_0^{e_0}) = \dim \mathfrak{z}(\mathfrak{g}_0) = 0$. Therefore, $\dim \mathfrak{g}^e - \dim \mathfrak{g}_0^{e_0} = n_2(\Delta) = 2$ and $\dim \mathfrak{z}(\mathfrak{g}^e) - \dim \mathfrak{z}(\mathfrak{g}_0^{e_0}) = n_2(\Delta) = 2$ for this case.

When $e = x_2 + x_5 \in G(3)$, we have $\dim \mathfrak{g}^e = 13$, $\dim \mathfrak{z}(\mathfrak{g}^e) = 2$ and Δ is given in Table 5.4. From [12, Subsection 3.4.1] we have that the Lie superalgebra corresponding to Δ_0 is $\mathfrak{g}_0 = \mathfrak{osp}(3|2)$ and $e_0 = 0$. Similar to the above case, we have $\dim \mathfrak{g}_0^{e_0} = \dim \mathfrak{g}_0 = 12$ and $\dim \mathfrak{z}(\mathfrak{g}_0^{e_0}) = \dim \mathfrak{z}(\mathfrak{g}_0) = 0$. Therefore, $\dim \mathfrak{g}^e - \dim \mathfrak{g}_0^{e_0} = n_2(\Delta) = 1$ and $\dim \mathfrak{z}(\mathfrak{g}^e) - \dim \mathfrak{z}(\mathfrak{g}_0^{e_0}) = 2 \neq n_2(\Delta)$ for this case. We will further discuss this case in §5.5.

5.5. Adjoint action on $G(3)$. Let K be a simple Lie group of type G_2 , then $\text{Lie}(K)$ is the Lie algebra of type G_2 . Let $G = \text{SL}_2(\mathbb{C}) \times K$. For a nilpotent element $e = e_{\mathfrak{sl}} + e_{G_2} \in \mathfrak{g}_0$ where $e_{\mathfrak{sl}} \in \mathfrak{sl}(2)$ and $e_{G_2} \in \text{Lie}(K)$, we determine $(\mathfrak{z}(\mathfrak{g}^e))^{G^e}$ in this subsection. Write $(K^{e_{G_2}})^\circ$ for the connected component of $K^{e_{G_2}}$ containing the identity and let $K^{e_{G_2}}(0) = K^{h_{G_2}} \cap K^{e_{G_2}}$. An explicit structure of $K^{e_{G_2}}$ has been given in [11, Section 11].

For $e_{\mathfrak{sl}} = 0$, the centralizer in $\text{SL}_2(\mathbb{C})$ is connected. Thus it suffices to only look at the action of K^e on $\mathfrak{z} \subseteq \mathfrak{z}_0$. In this case, we know that $G^e/(G^e)^\circ \cong K^e/(K^e)^\circ \cong K^e(0)/(K^e(0))^\circ$. When $e = x_1, x_2, x_1 + x_2$, we have that $K^e(0)/(K^e(0))^\circ = 1$ by [11, Section 11] and thus $(\mathfrak{z}(\mathfrak{g}^e))^{G^e} = \mathfrak{z}(\mathfrak{g}^e)$.

When $e = x_2 + x_5$, the component group does not centralize x_6 according to [11, page 73]. Hence, we deduce that $(\mathfrak{z}(\mathfrak{g}^e))^{G^e} = \langle e \rangle$. Therefore, based on §5.4, we have that

$\dim(\mathfrak{z}(\mathfrak{g}^e))^{G^e} = \dim \mathfrak{z}(\mathfrak{g}^h) = 1$ and $\dim(\mathfrak{z}(\mathfrak{g}^e))^{G^e} - \dim(\mathfrak{z}(\mathfrak{g}_0^{e_0}))^{G_0^{e_0}} = n_2(\Delta) = 1$ for this case.

For $e_{\text{sl}} = E$, we know that $G^e = (\{\pm 1\} \times R^E) \times K^{e_{G_2}}$ where R^E is a connected normal subgroup of G^e . When $e = E + x_2, E + x_1, E + (x_2 + x_5)$, we have $\mathfrak{z} \subseteq \mathfrak{z}_0$. We know that $\pm 1 \in \text{SL}_2(\mathbb{C})^E$ act trivially on \mathfrak{z}_0 and $(\mathfrak{z}(\mathfrak{g}^e))^{K^{e_{G_2}}} = \langle e \rangle$ by [11, Section 11]. Hence, we have that $(\mathfrak{z}(\mathfrak{g}^e))^{G^e} = \mathfrak{z}(\mathfrak{g}^e)$ for $e = E + x_2, E + x_1$ and $(\mathfrak{z}(\mathfrak{g}^e))^{G^e} = \langle e \rangle$ for $e = E + (x_2 + x_5)$.

When $e = E + (x_1 + x_2)$, the component group of $\text{SL}(2)^E$ has order 2 and we consider the element $g = -1 \in G^e/(G^e)^\circ$. We know that g acts trivially on \mathfrak{z}_0 , thus $e, x_6 \in (\mathfrak{z}(\mathfrak{g}^e))^g$. However, $v_1 \otimes e_3 \notin (\mathfrak{z}(\mathfrak{g}^e))^g$ since the action of g on $v_1 \otimes e_3$ sends it to $-v_1 \otimes e_3$. Hence, we have that $(\mathfrak{z}(\mathfrak{g}^e))^{G^e} \subseteq (\mathfrak{z}(\mathfrak{g}^e))^g = \langle e, x_6 \rangle$. Therefore, we have that $(\mathfrak{z}(\mathfrak{g}^e))^{G^e} = \langle e, x_6 \rangle$. Based on §5.4, we know that $G_0 = \text{O}_3(\mathbb{C}) \times \text{Sp}_2(\mathbb{C})$. By considering the element $g' = -1 \in G_0^{e_0}/(G_0^{e_0})^\circ$, we obtain that $(\mathfrak{z}(\mathfrak{g}_0^{e_0}))^{G_0^{e_0}} \subseteq (\mathfrak{z}(\mathfrak{g}_0^{e_0}))^{g'} = \langle e_0 \rangle$. Therefore, we deduce that $\dim(\mathfrak{z}(\mathfrak{g}^e))^{G^e} - \dim(\mathfrak{z}(\mathfrak{g}_0^{e_0}))^{G_0^{e_0}} = n_2(\Delta) = 1$ for this case. The above argument completes the proof of Theorems 1 and 2 for $G(3)$.

By combining results in Table 5.4, we have that $\dim(\mathfrak{z}(\mathfrak{g}^e))^{G^e} = \lceil \frac{1}{2} \sum_{i=1}^3 a_i \rceil$ which proves the statement of Theorem 3 for $G(3)$.

6. THE EXCEPTIONAL LIE SUPERALGEBRA $F(4)$

6.1. $\mathfrak{so}(V, \beta)$ embedded into $\text{C}(V, \beta)$. Let V be a finite-dimensional complex vector space with a basis $\{v_i : i = 1, \dots, m\}$ and a symmetric bilinear form β and let $\text{C}(V, \beta)$ be the Clifford algebra for (V, β) . An explicit definition of the Clifford algebra can be found in [6, Chapter 6]. Recall that for any $x, y \in V$, we have that $\{x, y\} = \beta(x, y)1$ for $x, y \in V$ where $\{x, y\} = xy + yx$ is the anticommutator of x, y . Then $\text{C}(V, \beta)$ is spanned by 1 and the products $v_{i_1} \dots v_{i_l}$ for $1 \leq i_1 < i_2 < \dots < i_l \leq m$.

For $u, w \in V$, we define $R_{u,w} \in \text{End}(V)$ by $R_{u,w}(v) = \beta(w, v)u - \beta(u, v)w$. For any $x, y \in V$, we can check that

$$\beta(R_{u,w}(x), y) = \beta(w, x)\beta(u, y) - \beta(u, x)\beta(w, y) = -\beta(x, R_{u,w}(y)).$$

Hence, we know that $R_{u,w} \in \mathfrak{so}(V, \beta)$. The linear transformations $R_{u,w}$ for $u, w \in V$ form a basis for $\mathfrak{so}(V, \beta)$, see [6, Lemma 6.2.1]. We only consider the case when $\dim V = 7$ in this section. Now let $\dim V = 7$, there exists a decomposition $V = W \oplus \langle e_0 \rangle \oplus W^*$ where W, W^* is a pair of dual maximal isotropic subspaces of V corresponding to β and $\{e_1, e_2, e_3\}$ (resp. $\{e_{-1}, e_{-2}, e_{-3}\}$) is a basis for W (resp. W^*). The basis is chosen such that $\beta(e_i, e_{-j}) = \delta_{ij}$ for $i, j \in \{1, 2, 3\}$, $\beta(e_0, e_0) = 2$ and $\beta(e_0, W) = \beta(e_0, W^*) = 0$. Then

$$\begin{aligned} R_{e_i, e_{-j}} &= e_{i,j} - e_{-j,-i}, R_{e_i, e_j} = e_{i,-j} - e_{j,-i} \text{ for } i < j, R_{e_{-i}, e_{-j}} = e_{-i,j} - e_{-j,i} \text{ for } i > j, \\ &\text{and } R_{e_i, e_0} = 2e_{i,0} - e_{0,-i}, R_{e_{-i}, e_0} = 2e_{-i,0} - e_{0,i} \end{aligned}$$

form a basis for $\mathfrak{so}(V, \beta)$ where $e_{i,j}$ is the elementary transformation which sends e_i to e_j and the rest of basis vectors to 0.

Next we determine representatives of nilpotent orbits in $\mathfrak{so}(7)$ using the above notation. According to [9, Section 1.6], we know that any nilpotent orbit in $\mathfrak{so}(7)$ has a Jordan type $\lambda \in \{(7), (5, 1^2), (3^2, 1), (3, 2^2), (3, 1^4), (2^2, 1^3), (1^7)\}$. By using the orthogonal Dynkin pyramid of λ that is defined in [3, Section 6], we are able to give a representative of each nilpotent orbit using matrices. Let us fix the corresponding representatives of each of the nilpotent orbits to be as in Table 6.1. For each nilpotent element $e_{\mathfrak{so}} \in \mathfrak{so}(7)$, we also give a semisimple element h such that there is an $\mathfrak{sl}(2)$ -triple $\{e_{\mathfrak{so}}, h_{\mathfrak{so}}, f_{\mathfrak{so}}\} \subseteq \mathfrak{so}(7)$.

Table 6.1: Nilpotent orbits in $\mathfrak{so}(7)$

Jordan types	nilpotent element $e_{\mathfrak{so}}$	semisimple element $h_{\mathfrak{so}}$
(7)	$e_{(7)} = R_{e_1, e_{-2}} + R_{e_2, e_{-3}} + R_{e_3, e_0}$	$h_{(7)} = 6R_{e_1, e_{-1}} + 4R_{e_2, e_{-2}} + 2R_{e_3, e_{-3}}$
$(5, 1^2)$	$e_{(5, 1^2)} = R_{e_1, e_{-2}} + R_{e_2, e_0}$	$h_{(5, 1^2)} = 4R_{e_1, e_{-1}} + 2R_{e_2, e_{-2}}$
$(3^2, 1)$	$e_{(3^2, 1)} = R_{e_1, e_{-3}} + R_{e_2, e_3}$	$h_{(3^2, 1)} = 2R_{e_1, e_{-1}} + 2R_{e_2, e_{-2}}$
$(3, 2^2)$	$e_{(3, 2^2)} = R_{e_1, e_0} + R_{e_2, e_3}$	$h_{(3, 2^2)} = 2R_{e_1, e_{-1}} + R_{e_2, e_{-2}} + R_{e_3, e_{-3}}$
$(3, 1^4)$	$e_{(3, 1^4)} = R_{e_1, e_0}$	$h_{(3, 1^4)} = 2R_{e_1, e_{-1}}$
$(2^2, 1^3)$	$e_{(2^2, 1^3)} = R_{e_1, e_2}$	$h_{(2^2, 1^3)} = R_{e_1, e_{-1}} + R_{e_2, e_{-2}}$
(1^7)	$e_{(1^7)} = 0$	$h_{(1^7)} = 0$

For each nilpotent orbit $e_{\mathfrak{so}} \in \mathfrak{so}(7)$ and any element $x \in \mathfrak{so}(7)$, by calculating $[e_{\mathfrak{so}}, x] = 0$ we obtain centralizers $\mathfrak{so}(7)^{e_{\mathfrak{so}}}$ of each $e_{\mathfrak{so}} \in \mathfrak{so}(7)$ in the following table:

Table 6.2: $\mathfrak{so}(7)^{e_{\mathfrak{so}}}$ of nilpotent orbits $e_{\mathfrak{so}} \in \mathfrak{so}(7)$

$e_{\mathfrak{so}} \in \mathfrak{so}(7)$	$\mathfrak{so}(7)^{e_{\mathfrak{so}}}$	$\dim \mathfrak{so}(7)^{e_{\mathfrak{so}}}$
$e_{(7)}$	$\langle e_{(7)}, R_{e_1, e_0} - 2R_{e_2, e_3}, R_{e_1, e_2} \rangle$	3
$e_{(5, 1^2)}$	$\langle e_{(5, 1^2)}, R_{e_1, e_{-3}}, R_{e_3, e_{-3}}, R_{e_1, e_3}, R_{e_1, e_2} \rangle$	5
$e_{(3^2, 1)}$	$\langle e_{(3^2, 1)}, R_{e_1, e_{-1}} - R_{e_2, e_{-2}} + R_{e_3, e_{-3}}, R_{e_2, e_{-3}}, R_{e_2, e_0}, R_{e_1, e_0}, R_{e_1, e_3}, R_{e_1, e_2} \rangle$	7
$e_{(3, 2^2)}$	$\langle R_{e_1, e_0}, R_{e_2, e_3}, R_{e_2, e_{-2}} - R_{e_3, e_{-3}}, R_{e_2, e_{-3}}, R_{e_3, e_{-2}}, 2R_{e_1, e_{-3}} + R_{e_2, e_0}, -2R_{e_1, e_{-2}} + R_{e_3, e_0}, R_{e_1, e_3}, R_{e_1, e_2} \rangle$	9
$e_{(3, 1^4)}$	$\langle e_{(3, 1^4)}, R_{e_2, e_3}, R_{e_2, e_{-3}}, R_{e_2, e_{-2}}, R_{e_3, e_{-3}}, R_{e_3, e_{-2}}, R_{e_{-3}, e_{-2}}, R_{e_1, e_2}, R_{e_1, e_3}, R_{e_1, e_{-3}}, R_{e_1, e_{-2}} \rangle$	11
$e_{(2^2, 1^3)}$	$\langle e_{(2^2, 1^3)}, R_{e_1, e_{-2}}, R_{e_1, e_{-1}} - R_{e_2, e_{-2}}, R_{e_3, e_{-3}}, R_{e_2, e_{-1}}, R_{e_{-3}, e_0}, R_{e_1, e_3}, R_{e_1, e_0}, R_{e_2, e_{-3}}, R_{e_3, e_0}, R_{e_2, e_3}, R_{e_1, e_{-3}}, R_{e_2, e_0} \rangle$	13
$e_{(1^7)}$	$\mathfrak{so}(7)$	21

6.2. The spin representation of Lie algebra $\mathfrak{so}(7)$. According to [6, Lemma 6.2.2], there exists an injective Lie algebra homomorphism $\varphi : \mathfrak{so}(7) \rightarrow C(V, \beta)$ such that $\varphi(R_{e_i, e_{-j}}) = e_i e_{-j}$ for $i \neq j$ and $\varphi(R_{e_i, e_{-i}}) = e_i e_{-i} - \frac{1}{2}$ for $i \neq 0$. Note that $C(V, \beta)$ has a basis $\{e_1^{\delta_1} e_2^{\delta_2} e_3^{\delta_3} e_0^{\delta_0} e_{-3}^{\delta_{-3}} e_{-2}^{\delta_{-2}} e_{-1}^{\delta_{-1}} : \delta_i = 0 \text{ or } 1\}$. The multiplication in $C(V, \beta)$ satisfies $e_0^2 = 1$, $e_i^2 = 0$ for $i \neq 0$, $e_i e_j = -e_j e_i$ for $i \neq -j$ and $e_i e_{-i} = -e_{-i} e_i + 1$. Consider the subalgebra $D_{0,-}$ of $C(V, \beta)$ defined by $D_{0,-} = \langle e_0^{\delta_0} e_{-3}^{\delta_{-3}} e_{-2}^{\delta_{-2}} e_{-1}^{\delta_{-1}} : \delta_i = 0 \text{ or } 1 \rangle$. Let us define $S = C(V, \beta) \otimes_{D_{0,-}} \langle s \rangle$ where $\langle s \rangle$ is the 1-dimensional $D_{0,-}$ -module such that $e_{-i} s = 0$ for $i = 1, 2, 3$ and $e_0 s = s$. In fact, S is an 8-dimensional representation for $C(V, \beta)$ with basis $\{1 \otimes s, e_1 \otimes s, e_2 \otimes s, e_3 \otimes s, e_1 e_2 \otimes s, e_1 e_3 \otimes s, e_2 e_3 \otimes s, e_1 e_2 e_3 \otimes s\}$. We can restrict S to be a representation of $\mathfrak{so}(7) = \mathfrak{so}(V, \beta) \subseteq C(V, \beta)$ and we call it the *spin representation* for $\mathfrak{so}(7)$, see [6, Section 6.2.2]. In the remaining subsections, we write the basis for S as

$$(6.1) \quad \{s, e_1 s, e_2 s, e_3 s, e_1 e_2 s, e_1 e_3 s, e_2 e_3 s, e_1 e_2 e_3 s\}.$$

We sometimes denote basis elements $s, -e_1 s, e_2 s, -e_3 s, e_1 e_2 s, e_1 e_3 s, e_2 e_3 s, e_1 e_2 e_3 s$ of V_8 by $v_{---}, v_{+--}, v_{-+-}, v_{--+}, v_{++-}, v_{+-+}, v_{-++}, v_{+++}$ respectively.

6.3. Construction of the Lie superalgebra $F(4)$. In order to fully describe the construction of $F(4)$, we first let $V_2 = V$ where V is defined in §3. We define $\psi_2 : V_2 \times V_2 \rightarrow \mathbb{C}$ to be a non-degenerate skew-symmetric bilinear form such that $\psi_2(v_1, v_{-1}) = 1$. We also define $p_2 : V_2 \times V_2 \rightarrow \mathfrak{sl}(2)$ by $p_2(x, y)(z) = 3(\psi_2(y, z)x - \psi_2(z, x)y)$ for $x, y, z \in V_2$. We compute that $p_2(v_1, v_{-1}) = -3H$, $p_2(v_1, v_1) = 6E$ and $p_2(v_{-1}, v_{-1}) = -6F$.

Next let V_8 be the spin representation of $\mathfrak{so}(7)$ with a basis shown in (6.1). Then let $\psi_8 : V_8 \times V_8 \rightarrow \mathbb{C}$ be the non-degenerate symmetric bilinear form given by

$$\psi_8(v_{\sigma_1, \sigma_2, \sigma_3}, v_{\sigma'_1, \sigma'_2, \sigma'_3}) = \prod_{i=1}^3 \delta_{\sigma_i, -\sigma'_i}$$

for $\sigma_i, \sigma'_i \in \{+, -\}$, e.g. we have that $\psi_8(v_{+++}, v_{+--}) = 0$ and $\psi_8(v_{+--}, v_{-+-}) = 1$. Define $p_8 : V_8 \times V_8 \rightarrow \mathfrak{so}(7)$ to be the antisymmetric bilinear map gives explicitly on the basis elements in Table 6.3. Note that values of $p_8(\cdot, \cdot)$ are calculated based on the assumption that

$$(6.2) \quad (v_{+++}, v_{+--}) \mapsto R_{e_1, e_2}.$$

For example, by applying $R_{e_3, e_{-2}}$ to both sides of (6.2) we get

$$(R_{e_3, e_{-2}} v_{+++}, v_{+--}) + (v_{+++}, R_{e_3, e_{-2}} v_{+--}) \mapsto [R_{e_3, e_{-2}}, R_{e_1, e_2}],$$

this implies that $(v_{+++}, v_{-+-}) \mapsto R_{e_1, e_3}$.

Table 6.3: $p_8 : V_8 \times V_8 \rightarrow \mathfrak{so}(7)$

	v_{---}	v_{+--}	v_{-+-}	v_{--+}
v_{---}	0	$-R_{e_{-3}, e_{-2}}$	$-R_{e_{-3}, e_{-1}}$	$-R_{e_{-2}, e_{-1}}$

v_{+--}	$R_{e_{-3},e_{-2}}$	0	$-\frac{1}{2}R_{e_{-3},e_0}$	$-\frac{1}{2}R_{e_{-2},e_0}$
v_{-+-}	$R_{e_{-3},e_{-1}}$	$\frac{1}{2}R_{e_{-3},e_0}$	0	$-\frac{1}{2}R_{e_{-1},e_0}$
v_{--+}	$R_{e_{-2},e_{-1}}$	$\frac{1}{2}R_{e_{-2},e_0}$	$\frac{1}{2}R_{e_{-1},e_0}$	0
v_{++-}	$\frac{1}{2}R_{e_{-3},e_0}$	$R_{e_1,e_{-3}}$	$-R_{e_2,e_{-3}}$	$-\frac{1}{2}R_{e_1,e_{-1}} -$ $\frac{1}{2}R_{e_2,e_{-2}} +$ $\frac{1}{2}R_{e_3,e_{-3}}$
v_{+++}	$-\frac{1}{2}R_{e_{-2},e_0}$	$-R_{e_1,e_{-2}}$	$-\frac{1}{2}R_{e_1,e_{-1}} +$ $\frac{1}{2}R_{e_2,e_{-2}} -$ $\frac{1}{2}R_{e_3,e_{-3}}$	$-R_{e_3,e_{-2}}$
v_{-++}	$\frac{1}{2}R_{e_{-1},e_0}$	$\frac{1}{2}R_{e_1,e_{-1}} -$ $\frac{1}{2}R_{e_2,e_{-2}} -$ $\frac{1}{2}R_{e_3,e_{-3}}$	$-R_{e_2,e_{-1}}$	$R_{e_3,e_{-1}}$
v_{+++}	$-\frac{1}{2}R_{e_1,e_{-1}} -$ $\frac{1}{2}R_{e_2,e_{-2}} -$ $\frac{1}{2}R_{e_3,e_{-3}}$	$-\frac{1}{2}R_{e_1,e_0}$	$\frac{1}{2}R_{e_2,e_0}$	$-\frac{1}{2}R_{e_3,e_0}$
	v_{++-}	v_{+-+}	v_{-++}	v_{+++}
v_{---}	$-\frac{1}{2}R_{e_{-3},e_0}$	$\frac{1}{2}R_{e_{-2},e_0}$	$-\frac{1}{2}R_{e_{-1},e_0}$	$\frac{1}{2}R_{e_1,e_{-1}} +$ $\frac{1}{2}R_{e_2,e_{-2}} +$ $\frac{1}{2}R_{e_3,e_{-3}}$

v_{+--}	$-R_{e_1, e_{-3}}$	$R_{e_1, e_{-2}}$	$-\frac{1}{2}R_{e_1, e_{-1}} +$ $\frac{1}{2}R_{e_2, e_{-2}} +$ $\frac{1}{2}R_{e_3, e_{-3}}$	$\frac{1}{2}R_{e_1, e_0}$
v_{-+-}	$R_{e_2, e_{-3}}$	$\frac{1}{2}R_{e_1, e_{-1}} -$ $\frac{1}{2}R_{e_2, e_{-2}} +$ $\frac{1}{2}R_{e_3, e_{-3}}$	$R_{e_2, e_{-1}}$	$-\frac{1}{2}R_{e_2, e_0}$
v_{--+}	$\frac{1}{2}R_{e_1, e_{-1}} +$ $\frac{1}{2}R_{e_2, e_{-2}} -$ $\frac{1}{2}R_{e_3, e_{-3}}$	$R_{e_3, e_{-2}}$	$-R_{e_3, e_{-1}}$	$\frac{1}{2}R_{e_3, e_0}$
v_{++-}	0	$\frac{1}{2}R_{e_1, e_0}$	$\frac{1}{2}R_{e_2, e_0}$	$-R_{e_1, e_2}$
v_{+++}	$-\frac{1}{2}R_{e_1, e_0}$	0	$\frac{1}{2}R_{e_3, e_0}$	$-R_{e_1, e_3}$
v_{-++}	$-\frac{1}{2}R_{e_2, e_0}$	$-\frac{1}{2}R_{e_3, e_0}$	0	$-R_{e_2, e_3}$
v_{+++}	R_{e_1, e_2}	R_{e_1, e_3}	R_{e_2, e_3}	0

For example, we can read from this table that $p_8(v_{+++}, v_{++-}) = R_{e_1, e_2}$.

Together with the above definitions and notation, we are now able to describe the structure of $F(4)$. Recall that the Lie superalgebra of type $F(4) = \mathfrak{g} = \mathfrak{g}_0 \oplus \mathfrak{g}_1$ where

$$\mathfrak{g}_0 = \mathfrak{sl}(2) \oplus \mathfrak{so}(7) \text{ and } \mathfrak{g}_1 = V_2 \otimes V_8.$$

We know that \mathfrak{g}_0 is a Lie algebra thus we have the bracket $\mathfrak{g}_0 \times \mathfrak{g}_0 \rightarrow \mathfrak{g}_0$ and the bracket $[\cdot, \cdot] : \mathfrak{g}_0 \times \mathfrak{g}_1 \rightarrow \mathfrak{g}_1$ is given by $[x+y, v_2 \otimes v_8] = xv_2 \otimes v_8 + v_2 \otimes yv_8$ for $x \in \mathfrak{sl}(2)$, $y \in \mathfrak{so}(7)$, $v_2 \in V_2$ and $v_8 \in V_8$. Note that $Ev_1 = 0$, $Ev_{-1} = v_1$ and $Hv_i = iv_i$ for $i \in \{\pm 1\}$. The following table gives the action of $\mathfrak{so}(7)$ on each basis element of V_8 :

	s	e_1s	e_2s	e_3s	e_1e_2s	e_1e_3s	e_2e_3s	$e_1e_2e_3s$
$R_{e_1, e_{-1}}$	$-\frac{1}{2}s$	$\frac{1}{2}e_1s$	$-\frac{1}{2}e_2s$	$-\frac{1}{2}e_3s$	$\frac{1}{2}e_1e_2s$	$\frac{1}{2}e_1e_3s$	$-\frac{1}{2}e_2e_3s$	$\frac{1}{2}e_1e_2e_3s$
$R_{e_1, e_{-2}}$	0	0	e_1s	0	0	0	e_1e_3s	0
$R_{e_1, e_{-3}}$	0	0	0	e_1s	0	0	$-e_1e_2s$	0
R_{e_1, e_0}	e_1s	0	$-e_1e_2s$	$-e_1e_3s$	0	0	$e_1e_2e_3s$	0
R_{e_1, e_3}	e_1e_3s	0	$-e_1e_2e_3s$	0	0	0	0	0
R_{e_1, e_2}	e_1e_2s	0	0	$e_1e_2e_3s$	0	0	0	0
$R_{e_2, e_{-1}}$	0	e_2s	0	0	0	e_2e_3s	0	0
$R_{e_2, e_{-2}}$	$-\frac{1}{2}s$	$-\frac{1}{2}e_1s$	$\frac{1}{2}e_2s$	$-\frac{1}{2}e_3s$	$\frac{1}{2}e_1e_2s$	$-\frac{1}{2}e_1e_3s$	$\frac{1}{2}e_2e_3s$	$\frac{1}{2}e_1e_2e_3s$
$R_{e_2, e_{-3}}$	0	0	0	e_2s	0	e_1e_2s	0	0
R_{e_2, e_0}	e_2s	e_1e_2s	0	$-e_2e_3s$	0	$-e_1e_2e_3s$	0	0
R_{e_2, e_3}	e_2e_3s	$e_1e_2e_3s$	0	0	0	0	0	0
$R_{e_3, e_{-1}}$	0	e_3s	0	0	$-e_2e_3s$	0	0	0
$R_{e_3, e_{-2}}$	0	0	e_3s	0	e_1e_3s	0	0	0
$R_{e_3, e_{-3}}$	$-\frac{1}{2}s$	$-\frac{1}{2}e_1s$	$-\frac{1}{2}e_2s$	$\frac{1}{2}e_3s$	$-\frac{1}{2}e_1e_2s$	$\frac{1}{2}e_1e_3s$	$\frac{1}{2}e_2e_3s$	$\frac{1}{2}e_1e_2e_3s$
R_{e_3, e_0}	e_3s	e_1e_3s	e_2e_3s	0	$e_1e_2e_3s$	0	0	0
R_{e_{-1}, e_0}	0	$-s$	0	0	e_2s	e_3s	0	$-e_2e_3s$
R_{e_{-2}, e_0}	0	0	$-s$	0	$-e_1s$	0	e_3s	e_1e_3s
R_{e_{-3}, e_0}	0	0	0	$-s$	0	$-e_1s$	$-e_2s$	$-e_1e_2s$
$R_{e_{-3}, e_{-1}}$	0	0	0	0	0	s	0	$-e_2s$
$R_{e_{-3}, e_{-2}}$	0	0	0	0	0	0	s	e_1s
$R_{e_{-2}, e_{-1}}$	0	0	0	0	s	0	0	e_3s

TABLE 6.5. The action of $\mathfrak{so}(7)$ on V_8

For $x_2, y_2 \in V_2, x_8, y_8 \in V_8$, we define

$$[x_2 \otimes x_8, y_2 \otimes y_8] = \psi_2(x_2, y_2)p_8(x_8, y_8) + \psi_8(x_8, y_8)p_2(x_2, y_2).$$

6.4. Root system and Dynkin diagrams of $F(4)$. In this subsection, we use the structure of the root system of $F(4)$ given in [8, Appendix A]. Note that roots of $F(4)$ are given by $\Phi = \Phi_{\bar{0}} \cup \Phi_{\bar{1}}$ where

$$\Phi_{\bar{0}} = \{\pm\delta, \pm\varepsilon_i \pm \varepsilon_j, \pm\varepsilon_i : i \neq j, i, j = 1, 2, 3\} \text{ and } \Phi_{\bar{1}} = \left\{\frac{1}{2}(\pm\delta \pm \varepsilon_1 \pm \varepsilon_2 \pm \varepsilon_3)\right\}$$

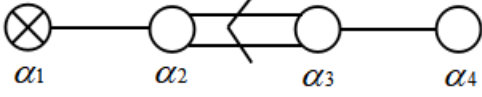
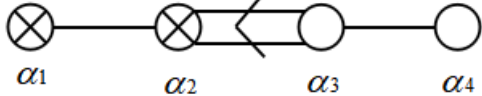
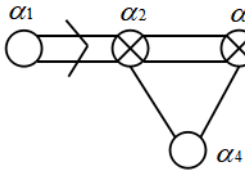
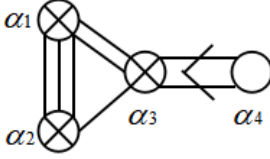
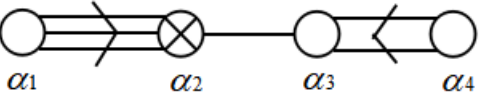
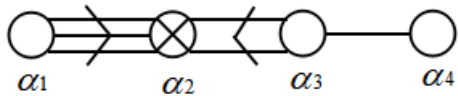
where $\{\delta, \varepsilon_1, \varepsilon_2, \varepsilon_3\}$ is an orthogonal basis such that $(\delta, \delta) = -6$, $(\varepsilon_i, \varepsilon_j) = 2$ if $i = j$ and $(\varepsilon_i, \varepsilon_j) = 0$ otherwise.

We list all roots and the corresponding root vectors in the table below:

Roots	δ	$-\delta$	$\varepsilon_i + \varepsilon_j (i < j)$	$-\varepsilon_i - \varepsilon_j (i < j)$	$\varepsilon_i - \varepsilon_j$	$\pm\varepsilon_i$	$\frac{1}{2}(i\delta + \sigma_1\varepsilon_1 + \sigma_2\varepsilon_2 + \sigma_3\varepsilon_3)$
Root vectors	E	F	R_{e_i, e_j}	$R_{e_{-j}, e_{-i}}$	$R_{e_i, e_{-j}}$	$R_{e_{\pm i}, e_0}$	$v_i \otimes v_{\sigma_1, \sigma_2, \sigma_3}, \sigma_i \in \{\pm\}$

The following table covers all possible Dynkin diagrams with respect to different systems of simple roots based on [5, Section 2.18]. Moreover, we have that all odd roots in the root system of $F(4)$ are isotropic.

 Table 6.6: Dynkin diagrams for $F(4)$

Simple systems $\Pi = \{\alpha_1, \alpha_2, \alpha_3, \alpha_4\}$	Dynkin diagrams
$\{\frac{1}{2}(\delta - \varepsilon_1 - \varepsilon_2 - \varepsilon_3), \varepsilon_3, \varepsilon_2 - \varepsilon_3, \varepsilon_1 - \varepsilon_2\}$	Figure 6.1 
$\{\frac{1}{2}(-\delta + \varepsilon_1 + \varepsilon_2 + \varepsilon_3), \frac{1}{2}(\delta - \varepsilon_1 - \varepsilon_2 + \varepsilon_3), \varepsilon_2 - \varepsilon_3, \varepsilon_1 - \varepsilon_2\}$	Figure 6.2 
$\{\varepsilon_1 - \varepsilon_2, \frac{1}{2}(\delta - \varepsilon_1 + \varepsilon_2 - \varepsilon_3), \frac{1}{2}(-\delta + \varepsilon_1 + \varepsilon_2 - \varepsilon_3), \varepsilon_3\}$	Figure 6.3 
$\{\frac{1}{2}(\delta + \varepsilon_1 - \varepsilon_2 - \varepsilon_3), \frac{1}{2}(\delta - \varepsilon_1 + \varepsilon_2 + \varepsilon_3), \frac{1}{2}(-\delta + \varepsilon_1 - \varepsilon_2 + \varepsilon_3), \varepsilon_2 - \varepsilon_3\}$	Figure 6.4 
$\{\delta, \frac{1}{2}(-\delta + \varepsilon_1 - \varepsilon_2 - \varepsilon_3), \varepsilon_3, \varepsilon_2 - \varepsilon_3\}$	Figure 6.5 
$\{\delta, \frac{1}{2}(-\delta - \varepsilon_1 + \varepsilon_2 + \varepsilon_3), \varepsilon_1 - \varepsilon_2, \varepsilon_2 - \varepsilon_3\}$	Figure 6.6 

6.5. Centres of centralizers of nilpotent elements $e \in \mathfrak{g}_0$ and corresponding labelled Dynkin diagrams. Let $e = e_{\mathfrak{sl}} + e_{\mathfrak{so}} \in \mathfrak{g}_0$ be nilpotent where $e_{\mathfrak{sl}} \in \mathfrak{sl}(2)$ and $e_{\mathfrak{so}} \in \mathfrak{so}(7)$. We know that there are two representatives of nilpotent orbits in $\mathfrak{sl}(2)$, i.e. $\{0, E\}$. Based on Table 6.1, there are 7 representatives of nilpotent orbits in $\mathfrak{so}(7)$. Hence, there are in total 14 possibilities for e . We give basis elements for \mathfrak{g}_1^e and $\mathfrak{z}(\mathfrak{g}^e)$ and list the labelled Dynkin diagrams Δ with respect to e in Table 6.7. Note that we have already calculated $\mathfrak{so}(7)^{e_{\mathfrak{so}}}$ in Table 6.2 and $\mathfrak{sl}(2)^{e_{\mathfrak{sl}}} = \langle E \rangle$ for $e_{\mathfrak{sl}} = E$,

$\mathfrak{sl}(2)^{e_{\mathfrak{sl}}} = \mathfrak{sl}(2)$ for $e_{\mathfrak{sl}} = 0$. The numbers in the column labelled “ Δ ” represent labels a_i corresponding to α_i for $i = 1, 2, 3, 4$ in Δ .

Table 6.7: \mathfrak{g}^e , $\mathfrak{z}(\mathfrak{g}^e)$ and Δ for $\mathfrak{g} = F(4)$

e	\mathfrak{g}_1^e	$\mathfrak{z}(\mathfrak{g}^e)$	Δ
$E + e_{(7)}$	$\langle v_1 \otimes e_1 e_2 e_3 s, v_1 \otimes e_1 e_2 s - v_{-1} \otimes e_1 e_2 e_3 s, v_1 \otimes e_1 s - v_{-1} \otimes e_2 e_3 s \rangle$	$\langle e, v_1 \otimes e_1 e_2 e_3, R_{e_1, e_2} \rangle$	Figure 6.4: 1, 1, 1, 2
$E + e_{(5,12)}$	$\langle v_1 \otimes e_1 e_2 e_3 s, v_1 \otimes e_1 e_2 s, v_1 \otimes e_1 s - v_{-1} \otimes e_1 e_2 s, v_1 \otimes e_1 e_3 s + v_{-1} \otimes e_1 e_2 e_3 s \rangle$	$\langle e, R_{e_1, e_2} \rangle$	Figure 6.3: 2, 0, 2, 0 Figure 6.4: 2, 0, 0, 2 Figure 6.5: 2, 0, 0, 2
$E + e_{(3^2,1)}$	$\langle v_1 \otimes e_1 e_2 s, v_1 \otimes e_1 e_2 e_3 s, v_1 \otimes e_1 s - v_{-1} \otimes e_1 e_2 e_3 s, v_1 \otimes e_2 s, v_{-1} \otimes e_1 e_2 s + v_1 \otimes e_2 e_3 s, v_1 \otimes e_1 e_3 s \rangle$	$\langle e, R_{e_1, e_2} \rangle$	Figure 6.3: 0, 1, 1, 0
$E + e_{(3,2^2)}$	$\langle v_1 \otimes e_1 e_2 e_3 s, v_1 \otimes e_1 e_2 s, v_1 \otimes e_1 e_3 s, v_1 \otimes e_1 s - v_{-1} \otimes e_1 e_2 e_3 s, v_1 \otimes e_2 e_3 s - v_{-1} \otimes e_1 e_2 e_3 s, v_1 \otimes e_3 s + v_{-1} \otimes e_1 e_3 s, v_1 \otimes e_2 s + v_{-1} \otimes e_1 e_2 s \rangle$	$\langle e \rangle$	Figure 6.2: 1, 0, 0, 1 Figure 6.3: 1, 0, 0, 1 Figure 6.4: 1, 1, 0, 0
$E + e_{(3,1^4)}$	$\langle v_1 \otimes s - v_{-1} \otimes e_1 s, v_1 \otimes e_2 s + v_{-1} \otimes e_1 e_2 s, v_1 \otimes e_3 s + v_{-1} \otimes e_1 e_3 s, v_1 \otimes e_1 s, v_1 \otimes e_1 e_3 s, v_1 \otimes e_1 e_2 e_3 s, v_1 \otimes e_2 e_3 s - v_{-1} \otimes e_1 e_2 e_3 s, v_1 \otimes e_1 e_2 s \rangle$	$\langle e \rangle$	Figure 6.1: 0, 0, 0, 2 Figure 6.2: 0, 0, 0, 2 Figure 6.3: 2, 0, 0, 0 Figure 6.4: 2, 0, 0, 0
$E + e_{(2^2,1^3)}$	$\langle v_1 \otimes e_1 e_2 e_3 s, v_1 \otimes e_1 e_2 s, v_1 \otimes s - v_{-1} \otimes e_1 e_2 s, v_1 \otimes e_3 s - v_{-1} \otimes e_1 e_2 e_3 s, v_1 \otimes e_1 s, v_1 \otimes e_2 s, v_1 \otimes e_1 e_3 s, v_1 \otimes e_2 e_3 s \rangle$	$\langle e \rangle$	Figure 6.1: 0, 0, 1, 0 Figure 6.2: 0, 0, 1, 0 Figure 6.3: 0, 1, 0, 0

E	$\langle v_1 \otimes s, v_1 \otimes e_1s, v_1 \otimes e_2s, v_1 \otimes e_3s, v_1 \otimes e_1e_2s, v_1 \otimes e_1e_3s, v_1 \otimes e_2e_3s, v_1 \otimes e_1e_2e_3s \rangle$	$\langle e \rangle$	Figure 6.1: 1, 0, 0, 0
$e_{(7)}$	$\langle v_1 \otimes e_1s - v_1 \otimes e_2e_3s, v_{-1} \otimes e_1s - v_{-1} \otimes e_2e_3s, v_1 \otimes e_1e_2e_3s, v_{-1} \otimes e_1e_2e_3s \rangle$	$\langle e, R_{e_1, e_2} \rangle$	Figure 6.4: 0, 0, 2, 2 Figure 6.5: 0, 0, 2, 2 Figure 6.6: 0, 0, 2, 2
$e_{(5,12)}$	$\langle v_1 \otimes e_1e_2s, v_{-1} \otimes e_1e_2s, v_1 \otimes e_1e_2e_3s, v_{-1} \otimes e_1e_2e_3s \rangle$	$\langle e, R_{e_1, e_2} \rangle$	Figure 6.5: 0, 1, 0, 2
$e_{(3^2,1)}$	$\langle v_1 \otimes e_2s, v_{-1} \otimes e_2s, v_1 \otimes e_1e_3s, v_{-1} \otimes e_1e_3s, v_1 \otimes e_1e_2s, v_{-1} \otimes e_1e_2s, v_1 \otimes e_1e_2e_3s, v_{-1} \otimes e_1e_2e_3s \rangle$	$\langle e, R_{e_1, e_2} \rangle$	Figure 6.3: 0, 0, 2, 0 Figure 6.4: 0, 0, 0, 2 Figure 6.5: 0, 0, 0, 2 Figure 6.6: 0, 0, 0, 2
$e_{(3,2^2)}$	$\langle v_1 \otimes e_1s - v_1 \otimes e_2e_3s, v_{-1} \otimes e_1s - v_{-1} \otimes e_2e_3s, v_1 \otimes e_1e_2s, v_{-1} \otimes e_1e_2s, v_1 \otimes e_1e_3s, v_{-1} \otimes e_1e_3s, v_1 \otimes e_1e_2e_3s, v_{-1} \otimes e_1e_2e_3s \rangle$	$\langle e \rangle$	Figure 6.4: 0, 0, 1, 0 Figure 6.5: 0, 0, 1, 0 Figure 6.6: 0, 0, 1, 0
$e_{(3,1^4)}$	$\langle v_1 \otimes e_1e_2e_3s, v_{-1} \otimes e_1e_2e_3s, v_1 \otimes e_1s, v_{-1} \otimes e_1s, v_1 \otimes e_1e_2s, v_{-1} \otimes e_1e_2s, v_1 \otimes e_1e_3s, v_{-1} \otimes e_1e_3s \rangle$	$\langle e \rangle$	Figure 6.5: 0, 1, 0, 0
$e_{(2^2,1^3)}$	$\langle v_1 \otimes e_1s, v_{-1} \otimes e_1s, v_{-1} \otimes e_1e_2e_3s, v_1 \otimes e_1e_2e_3s, v_1 \otimes e_1e_2s, v_{-1} \otimes e_1e_2s, v_1 \otimes e_2s, v_{-1} \otimes e_2s, v_1 \otimes e_1e_3s, v_{-1} \otimes e_1e_3s, v_1 \otimes e_2e_3s, v_{-1} \otimes e_2e_3s \rangle$	$\langle e \rangle$	Figure 6.3: 0, 0, 1, 0 Figure 6.4: 0, 0, 0, 1 Figure 6.5: 0, 0, 0, 1 Figure 6.6: 0, 0, 0, 1
0	\mathfrak{g}_1	$\{0\}$	Figures 6.1, 6.2, 6.3, 6.4, 6.5, 6.6: All labels are zeros

We also calculate the $\mathfrak{g}^e(0)$ -module structure on each $\mathfrak{g}^e(j)$ for $j > 0$. Recall that we denote by $V^{\mathfrak{sl}}(j)$ the $\mathfrak{sl}(2)$ -module with highest weight j . We also let $V^{\mathfrak{osp}}(j)$ be the $\mathfrak{osp}(1|2)$ -module with highest weight j . Let \mathfrak{t} be a 1-dimensional Lie algebra and \mathfrak{t}_j be the \mathfrak{t} -module such that $t \cdot a = ja$ for $t \in \mathfrak{t}$, $a \in \mathfrak{t}_j$. For $e = e_{(3^2,1)}$ and $e_{(2^2,1^3)}$, the

$\mathfrak{g}^e(0)$ -module structure on $\mathfrak{g}^e(j)$ is not included as it requires representations of $\mathfrak{sl}(2|1)$ and $D(2, 1; \alpha)$.

Table 6.8: The $\mathfrak{g}^e(0)$ -module structure on $\mathfrak{g}^e(j)$ for $j > 0$

e	$\mathfrak{g}^e(0)$	$\mathfrak{g}^e(j)$ for $j > 0$
$E + e_{(7)}$	0	$\dim \mathfrak{g}^e(10) = \dim \mathfrak{g}^e(7) = \dim \mathfrak{g}^e(6) = \dim \mathfrak{g}^e(5) = \dim \mathfrak{g}^e(1) = 1, \dim \mathfrak{g}^e(2) = 2.$
$E + e_{(5,1^2)}$	\mathfrak{t}	$\mathfrak{g}^e(1) = 0, \mathfrak{g}^e(2) = \mathfrak{t}_0 \oplus \mathfrak{t}_{-1} \oplus \mathfrak{t}_1, \mathfrak{g}^e(4) = \mathfrak{t}_{-2} \oplus \mathfrak{t}_{-1} \oplus \mathfrak{t}_1 \oplus \mathfrak{t}_2, \mathfrak{g}^e(6) = \mathfrak{t}_0.$
$E + e_{(3^2,1)}$	\mathfrak{t}	$\mathfrak{g}^e(1) = \mathfrak{t}_{-3} \oplus \mathfrak{t}_{-1} \oplus \mathfrak{t}_1 \oplus \mathfrak{t}_3; \mathfrak{g}^e(2) = \mathfrak{t}_{-4} \oplus \mathfrak{t}_{-2} \oplus \mathfrak{t}_0 \oplus \mathfrak{t}_2 \oplus \mathfrak{t}_4; \mathfrak{g}^e(3) = \mathfrak{t}_{-1} \oplus \mathfrak{t}_1, \mathfrak{g}^e(4) = 0.$
$E + e_{(3,2^2)}$	$\mathfrak{osp}(1 2)$	$\mathfrak{g}^e(1) = V^{\mathfrak{osp}}(1) \oplus V^{\mathfrak{osp}}(0),$ $\mathfrak{g}^e(2) = V^{\mathfrak{osp}}(1) \oplus V^{\mathfrak{osp}}(0) \oplus V^{\mathfrak{osp}}(0),$ $\mathfrak{g}^e(3) = V^{\mathfrak{osp}}(1).$
$E + e_{(3,1^4)}$	$\mathfrak{osp}(1 2) \oplus \mathfrak{osp}(1 2)$	$\mathfrak{g}^e(2) = (V^{\mathfrak{osp}}(1) \otimes V^{\mathfrak{osp}}(1)) \oplus (V^{\mathfrak{osp}}(0) \oplus V^{\mathfrak{osp}}(0))$
$E + e_{(2^2,1^3)}$	$\mathfrak{sl}(2) \oplus \mathfrak{osp}(1 2)$	$\mathfrak{g}^e(1) = V^{\mathfrak{sl}}(1) \otimes V^{\mathfrak{osp}}(2), \mathfrak{g}^e(2) = (V^{\mathfrak{sl}}(0) \otimes V^{\mathfrak{osp}}(0)) \oplus (V^{\mathfrak{sl}}(0) \otimes V^{\mathfrak{osp}}(1)).$
E	$\mathfrak{so}(7)$	$\mathfrak{g}^e(1) = V_8, \mathfrak{g}^e(2) = \langle e \rangle.$
$e_{(7)}$	$\mathfrak{osp}(1 2)$	$\mathfrak{g}^e(2) = \mathfrak{g}^e(10) = V^{\mathfrak{osp}}(0), \mathfrak{g}^e(6) = V^{\mathfrak{osp}}(1).$
$e_{(5,1^2)}$	$\mathfrak{sl}(2) \oplus \mathfrak{t}$	$\mathfrak{g}^e(2) = V^{\mathfrak{sl}}(0) \otimes \mathfrak{t}_0, \mathfrak{g}^e(3) = (V^{\mathfrak{sl}}(1) \otimes \mathfrak{t}_{-1}) \oplus (V^{\mathfrak{sl}}(1) \otimes \mathfrak{t}_1), \mathfrak{g}^e(4) = (V^{\mathfrak{sl}}(0) \otimes \mathfrak{t}_{-2}) \oplus (V^{\mathfrak{sl}}(0) \otimes \mathfrak{t}_2),$ $\mathfrak{g}^e(6) = V^{\mathfrak{sl}}(0) \otimes \mathfrak{t}_0.$
$e_{(3^2,1)}$	$\mathfrak{sl}(2 1)$	Omitted
$e_{(3,2^2)}$	$\mathfrak{sl}(2) \oplus \mathfrak{osp}(1 2)$	$\mathfrak{g}^e(1) = V^{\mathfrak{sl}}(1) \otimes V^{\mathfrak{osp}}(1), \mathfrak{g}^e(3) = V^{\mathfrak{sl}}(1) \otimes V^{\mathfrak{osp}}(0), \mathfrak{g}^e(2) = (V^{\mathfrak{sl}}(0) \otimes V^{\mathfrak{osp}}(0)) \oplus (V^{\mathfrak{sl}}(0) \otimes V^{\mathfrak{osp}}(1)).$
$e_{(3,1^4)}$	$\mathfrak{sl}(2) \oplus \mathfrak{sl}(2) \oplus \mathfrak{sl}(2)$	$\mathfrak{g}^e(1) = (V^{\mathfrak{sl}}(1) \otimes V^{\mathfrak{sl}}(0) \otimes V^{\mathfrak{sl}}(1)) \oplus (V^{\mathfrak{sl}}(1) \otimes V^{\mathfrak{sl}}(1) \otimes V^{\mathfrak{sl}}(0)), \mathfrak{g}^e(2) = (V^{\mathfrak{sl}}(0) \otimes V^{\mathfrak{sl}}(1) \otimes V^{\mathfrak{sl}}(1)) \oplus (V^{\mathfrak{sl}}(0) \otimes V^{\mathfrak{sl}}(0) \otimes V^{\mathfrak{sl}}(0)).$
$e_{(2^2,1^3)}$	$D(2, 1; 2)$	Omitted
0	\mathfrak{g}	0

In the remaining part of this subsection, we give explicit calculations for finding \mathfrak{g}^e and $\mathfrak{z}(\mathfrak{g}^e)$ and obtain the corresponding labelled Dynkin diagrams for $e = e_{(7)}$. The results for all other cases are obtained using the same approach.

For $e = e_{(7)}$, a basis for $\mathfrak{so}(7)^{e_{(7)}}$ is given in Table 6.2. Hence, $\mathfrak{g}_0^e = \mathfrak{sl}(2) \oplus \mathfrak{so}(7)^{e_{(7)}}$ and it has dimension $3 + 3 = 6$.

Next we determine \mathfrak{g}_1^e . By letting $[e_{(7)}, a_1v_1 \otimes s + a_2v_1 \otimes e_1s + a_3v_1 \otimes e_2s + a_4v_1 \otimes e_3s + a_5v_1 \otimes e_1e_2s + a_6v_1 \otimes e_1e_3s + a_7v_1 \otimes e_2e_3s + a_8v_1 \otimes e_1e_2e_3s + b_1v_{-1} \otimes s + b_2v_{-1} \otimes e_1s + b_3v_{-1} \otimes e_2s + b_4v_{-1} \otimes e_3s + b_5v_{-1} \otimes e_1e_2s + b_6v_{-1} \otimes e_1e_3s + b_7v_{-1} \otimes e_2e_3s + b_8v_{-1} \otimes e_1e_2e_3s] = 0$, we have that $a_2 + a_7 = 0$, $b_2 + b_7 = 0$ and $a_i = b_i = 0$ for $i = 1, 3, 4, 5, 6$. Therefore, we obtain that \mathfrak{g}_1^e has a basis $\{v_1 \otimes e_1s - v_1 \otimes e_2e_3s, v_{-1} \otimes e_1s - v_{-1} \otimes e_2e_3s, v_1 \otimes e_1e_2e_3s, v_{-1} \otimes e_1e_2e_3s\}$. According to Table 6.1, there is an $\mathfrak{sl}(2)$ -triple $\{e, h, f\}$ in \mathfrak{g}_0 such that $h = h_{(7)} = \text{diag}(6, 4, 2, 0, -2, -4, -6) = 6R_{e_1, e_{-1}} + 4R_{e_2, e_{-2}} + 2R_{e_3, e_{-3}}$. Then the adh -eigenvalues of basis elements in \mathfrak{g}^e are shown in the following table:

adh -eigenvalues	Basis elements in \mathfrak{g}^e
0	$E, H, F, v_1 \otimes e_1s - v_1 \otimes e_2e_3s, v_{-1} \otimes e_1s - v_{-1} \otimes e_2e_3s$
2	$e_{(7)}$
6	$R_{e_1, e_0} - 2R_{e_2, e_3}, v_1 \otimes e_1e_2e_3s, v_{-1} \otimes e_1e_2e_3s$
10	R_{e_1, e_2}

By computing commutators in $\mathfrak{g}^e(0)$, we deduce that $\mathfrak{g}^e(0) = \mathfrak{osp}(1|2)$ by Lemma 5 where $F, v_{-1} \otimes e_1s - v_{-1} \otimes e_2e_3s, H, v_1 \otimes e_1s - v_1 \otimes e_2e_3s, E$ correspond to $u_{-2}, u_{-1}, u_0, u_1, u_2$ in Lemma 5 respectively. Moreover, both $\mathfrak{g}^e(2)$ and $\mathfrak{g}^e(10)$ are isomorphic to $V^{\mathfrak{osp}}(0)$ and $\mathfrak{g}^e(6) = V^{\mathfrak{osp}}(1)$. Hence, we deduce that

$$\begin{aligned} \mathfrak{z} &= \mathfrak{z}(0) \oplus \mathfrak{z}(2) \oplus \mathfrak{z}(6) \oplus \mathfrak{z}(10) \\ &\subseteq (\mathfrak{g}^e(0))^{\mathfrak{g}^e(0)} \oplus (\mathfrak{g}^e(2))^{\mathfrak{g}^e(0)} \oplus (\mathfrak{g}^e(6))^{\mathfrak{g}^e(0)} \oplus (\mathfrak{g}^e(10))^{\mathfrak{g}^e(0)} = \langle e_{(7)}, R_{e_1, e_2} \rangle. \end{aligned}$$

We check that $e_{(7)}, R_{e_1, e_2} \in \mathfrak{z}$, therefore $\mathfrak{z} = \langle e_{(7)}, R_{e_1, e_2} \rangle$.

Next we look at the labelled Dynkin diagrams with respect to e . We obtain that roots in $\mathfrak{g}(> 0)$ are $\{\varepsilon_1 + \varepsilon_2, \varepsilon_1 + \varepsilon_3, \varepsilon_2 + \varepsilon_3, \varepsilon_1 - \varepsilon_3, \varepsilon_1 - \varepsilon_2, \varepsilon_2 - \varepsilon_3, \varepsilon_1, \varepsilon_2, \varepsilon_3, \frac{1}{2}(\pm\delta + \varepsilon_1 + \varepsilon_2 - \varepsilon_3), \frac{1}{2}(\pm\delta + \varepsilon_1 - \varepsilon_2 + \varepsilon_3), \frac{1}{2}(\pm\delta + \varepsilon_1 + \varepsilon_2 + \varepsilon_3)\}$ and roots in $\mathfrak{g}(0)$ are $\Phi(0) = \{\pm\delta, \frac{1}{2}(\pm\delta + \varepsilon_1 - \varepsilon_2 - \varepsilon_3), \frac{1}{2}(\pm\delta - \varepsilon_1 + \varepsilon_2 + \varepsilon_3)\}$. Hence, there are three systems of simple roots of $\mathfrak{g}(0)$ up to conjugacy: $\Pi_1(0) = \{\frac{1}{2}(\delta + \varepsilon_1 - \varepsilon_2 - \varepsilon_3), \frac{1}{2}(\delta - \varepsilon_1 + \varepsilon_2 + \varepsilon_3)\}$, $\Pi_2(0) = \{\delta, \frac{1}{2}(-\delta + \varepsilon_1 - \varepsilon_2 - \varepsilon_3)\}$ and $\Pi_3(0) = \{\delta, \frac{1}{2}(-\delta - \varepsilon_1 + \varepsilon_2 + \varepsilon_3)\}$. By extending $\Pi_i(0)$ to simple root systems of \mathfrak{g} , we get three systems of positive roots Φ^+ and simple roots Π and thus there exist three conjugacy classes of Borel subalgebras that satisfy $\mathfrak{b} = \mathfrak{h} \oplus \bigoplus_{\alpha \in \Phi^+} \mathfrak{g}_\alpha \subseteq \bigoplus_{j \geq 0} \mathfrak{g}(j)$. Hence, the systems of simple roots are:

$\Pi_1 = \{\alpha_1 = \frac{1}{2}(\delta + \varepsilon_1 - \varepsilon_2 - \varepsilon_3), \alpha_2 = \frac{1}{2}(\delta - \varepsilon_1 + \varepsilon_2 + \varepsilon_3), \alpha_3 = \frac{1}{2}(-\delta + \varepsilon_1 - \varepsilon_2 + \varepsilon_3), \alpha_4 = \varepsilon_2 - \varepsilon_3\}$. We compute $\mu_{12} = 3$, $\mu_{13} = 2$, $\mu_{23} = 1$ and $\mu_{34} = 2$ using Formula (2.1). Therefore, the labelled Dynkin diagram with respect to Π_1 is the Dynkin diagram in Figure 6.4 with labels 0, 0, 2, 2.

$\Pi_2 = \{\alpha_1 = \delta, \alpha_2 = \frac{1}{2}(-\delta + \varepsilon_1 - \varepsilon_2 - \varepsilon_3), \alpha_3 = \varepsilon_3, \alpha_4 = \varepsilon_2 - \varepsilon_3\}$. We compute $\mu_{12} = 3$, $\mu_{23} = 1$ and $\mu_{34} = 2$ using Formula (2.1). Therefore, the labelled Dynkin diagram with respect to Π_2 is the Dynkin diagram in Figure 6.5 with labels 0, 0, 2, 2.

$\Pi_3 = \{\alpha_1 = \delta, \alpha_2 = \frac{1}{2}(-\delta - \varepsilon_1 + \varepsilon_2 + \varepsilon_3), \alpha_3 = \varepsilon_1 - \varepsilon_2, \alpha_4 = \varepsilon_2 - \varepsilon_3\}$. We compute $\mu_{12} = 3$, $\mu_{23} = 2$ and $\mu_{34} = 1$ using Formula (2.1). Therefore, the labelled Dynkin diagram with respect to Π_3 is the Dynkin diagram in Figure 6.6 with labels 0, 0, 2, 2.

6.6. Analysis of results. For each nilpotent element $e \in \mathfrak{g}_0$, a semisimple element $h \in \mathfrak{g}_0$ is given in Table 6.1. Denote a root system for \mathfrak{g}^h by Φ_h , i.e. $\Phi_h = \{\alpha \in \Phi : \alpha(h) = 0\}$ and a simple root system for \mathfrak{g}^h by Π_h . We also denote the labelled Dynkin diagram for Π_h by Δ_h .

In order to prove Theorem 1 for \mathfrak{g} , we need to determine \mathfrak{g}^h for each case such that Δ has no label equal to 1. Note that \mathfrak{g}^h is of the form $\mathfrak{s} \oplus \bigoplus_{\alpha \in \Phi_h} \mathfrak{g}_\alpha$ where \mathfrak{s} is a subalgebra of the Cartan subalgebra \mathfrak{h} of \mathfrak{g} . Then $\mathfrak{z}(\mathfrak{g}^h) = \{t \in \mathfrak{h} : \alpha(t) = 0 \text{ for all } \alpha \in \Phi_h\}$, thus $\mathfrak{z}(\mathfrak{g}^h)$ is a subalgebra of \mathfrak{h} with dimension $\text{rank}\Phi - \text{rank}\Phi_h$. Note that Δ has no label equal to 1 when the nilpotent elements are $E + e_{(5,1^2)}$, $E + e_{(3,1^4)}$, $e_{(7)}$, $e_{(3^2,1)}$. We take $E + e_{(5,1^2)}$ and $e_{(3^2,1)}$ as examples to show explicit calculation on $\dim \mathfrak{z}(\mathfrak{g}^h)$. The results for all other cases are obtained by the same method.

When $e = E + e_{(5,1^2)}$, we have that $\Phi_h = \{\pm\varepsilon_3, \pm\frac{1}{2}(\delta - \varepsilon_1 + \varepsilon_2 - \varepsilon_3), \pm\frac{1}{2}(\delta - \varepsilon_1 + \varepsilon_2 + \varepsilon_3)\}$. Then up to conjugacy the simple root systems are $\Pi_h^1 = \{\varepsilon_3, \frac{1}{2}(\delta - \varepsilon_1 + \varepsilon_2 - \varepsilon_3)\}$ and $\Pi_h^2 = \{\frac{1}{2}(\delta - \varepsilon_1 + \varepsilon_2 + \varepsilon_3), -\frac{1}{2}(\delta + \varepsilon_1 - \varepsilon_2 + \varepsilon_3)\}$. Hence Φ_h is of type $\mathfrak{sl}(2|1)$ and $\mathfrak{g}^h = \mathfrak{s} \oplus \mathfrak{sl}(2|1)$ where \mathfrak{s} is a complement of $\mathfrak{h} \cap \mathfrak{sl}(2|1)$ in \mathfrak{h} . Note that $\mathfrak{sl}(2|1)$ has no centre, thus $\dim \mathfrak{z}(\mathfrak{g}^h) = 4 - 2 = 2 = n_2(\Delta) = \dim \mathfrak{z}(\mathfrak{g}^e)$.

When $e = e_{(3^2,1)}$, we have that $\Phi_h = \{\pm\delta, \pm(\varepsilon_1 - \varepsilon_2), \pm\varepsilon_3, \pm\frac{1}{2}(\delta + \varepsilon_1 - \varepsilon_2 - \varepsilon_3), \pm\frac{1}{2}(\delta - \varepsilon_1 + \varepsilon_2 - \varepsilon_3), \pm\frac{1}{2}(\delta + \varepsilon_1 - \varepsilon_2 + \varepsilon_3), \pm\frac{1}{2}(\delta - \varepsilon_1 + \varepsilon_2 + \varepsilon_3)\}$. Then up to conjugacy the simple root systems are $\Pi_h^1 = \{\varepsilon_1 - \varepsilon_2, \frac{1}{2}(\delta - \varepsilon_1 + \varepsilon_2 - \varepsilon_3), \varepsilon_3\}$, $\Pi_h^2 = \{\frac{1}{2}(\delta + \varepsilon_1 - \varepsilon_2 - \varepsilon_3), \frac{1}{2}(\delta - \varepsilon_1 + \varepsilon_2 + \varepsilon_3), \frac{1}{2}(-\delta + \varepsilon_1 - \varepsilon_2 + \varepsilon_3)\}$, $\Pi_h^3 = \{\delta, \frac{1}{2}(-\delta + \varepsilon_1 - \varepsilon_2 - \varepsilon_3), \varepsilon_3\}$ and $\Pi_h^4 = \{\delta, \frac{1}{2}(-\delta - \varepsilon_1 + \varepsilon_2 + \varepsilon_3), \varepsilon_1 - \varepsilon_2\}$. Hence Φ_h is of type $D(2, 1; 2)$ according to §4.3 and $\mathfrak{g}^h = \mathfrak{s} \oplus D(2, 1; 2)$ where \mathfrak{s} is a complement of $\mathfrak{h} \cap D(2, 1; 2)$ in \mathfrak{h} . Note that $D(2, 1; 2)$ has no centre, thus $\dim \mathfrak{z}(\mathfrak{g}^h) = 4 - 3 = 1 = n_2(\Delta)$ but $\dim \mathfrak{z}(\mathfrak{g}^h) \neq \dim \mathfrak{z}(\mathfrak{g}^e)$. We will further discuss this case in §6.7.

In order to prove Theorem 2 for \mathfrak{g} , we only need to look at cases such that Δ has labels equal to 2 as for the remaining cases $\mathfrak{g}_0 = \mathfrak{g}$, $e_0 = e$ and $n_2(\Delta) = 0$. These cases are $E + e_{(7)}$, $E + e_{(5,1^2)}$, $E + e_{(3,1^4)}$, $e_{(7)}$, $e_{(5,1^2)}$, $e_{(3^2,1)}$. We take $E + e_{(7)}$ and $e_{(3^2,1)}$ as examples to show explicit analysis. The results for all other cases are obtained by the same method.

When $e = E + e_{(7)}$, we have that $\mathfrak{g}_0 = D(2, 1; 2)$ and $e_0 = (E, E, E)$ according to §4.3. Therefore, we obtain that $\dim \mathfrak{g}^e - \dim \mathfrak{g}_0^{e_0} = 7 - 6 = 1 = n_2(\Delta)$ but $\dim \mathfrak{z}(\mathfrak{g}^e) - \dim \mathfrak{z}(\mathfrak{g}_0^{e_0}) = 3 - 1 \neq n_2(\Delta)$. We will further discuss this case in §6.7.

When $e = e_{(3^2,1)}$, we have that $\mathfrak{g}_0 = D(2, 1; 2)$ and $e_0 = 0$ by looking at Δ_0 . Note that $\dim D(2, 1; 2) = 17$. Therefore, we obtain that $\dim \mathfrak{g}^e - \dim \mathfrak{g}_0^{e_0} = 18 - 17 = 1 = n_2(\Delta)$ but $\dim \mathfrak{z}(\mathfrak{g}^e) - \dim \mathfrak{z}(\mathfrak{g}_0^{e_0}) = 2 \neq n_2(\Delta)$. We will further discuss this case in §6.7.

6.7. Adjoint action on $F(4)$. Let G be a linear algebraic group $G = \text{SL}_2(\mathbb{C}) \times \text{Spin}_7(\mathbb{C})$. In this subsection, we determine $(\mathfrak{z}(\mathfrak{g}^e))^{G^e}$ in order to complete the proof of the theorems. Note that we only need to look at cases $e = E + e_{(7)}$, $E + e_{(5,1^2)}$, $E + e_{(3^2,1)}$, $e_{(7)}$, $e_{(5,1^2)}$, $e_{(3^2,1)}$ as for all other cases we have $(\mathfrak{z}(\mathfrak{g}^e))^{G^e} = \mathfrak{z}(\mathfrak{g}^e) = \langle e \rangle$.

For $e = e_{(7)}, e_{(5,1^2)}, e_{(3^2,1)}$, the results can be obtained via [11, Proposition 4.2] since all calculation take place in $\mathfrak{so}(7)$. In the remaining part of this subsection, we include details for the case $e = e_{(3^2,1)}$ as an example. When $e = e_{(3^2,1)}$, recall that $\mathfrak{z}(\mathfrak{g}^e) = \langle e_{(3^2,1)}, R_{e_1, e_2} \rangle$. According to [6, Theorem 6.3.5], there exists a homomorphism $\text{id} \times \pi : G \rightarrow \text{SL}_2(\mathbb{C}) \times \text{SO}_7(\mathbb{C})$ with $\ker \pi = \{1\} \times \{\pm 1\}$. Now let us denote $\text{SL}_2(\mathbb{C}) \times \text{SO}_7(\mathbb{C})$ by K . We know that $\ker \pi$ acts trivially on \mathfrak{g}_0 , thus we obtain an induced action of K on \mathfrak{g}_0 . Let $\mathfrak{z}(\mathfrak{g}^e)_0 = \mathfrak{z}(\mathfrak{g}^e) \cap \mathfrak{g}_0$ and $\mathfrak{z}(\mathfrak{g}^e)_1 = \mathfrak{z}(\mathfrak{g}^e) \cap \mathfrak{g}_1$, note that

$$(\mathfrak{z}(\mathfrak{g}^e))^{G^e} = (\mathfrak{z}(\mathfrak{g}^e)_0 \oplus \mathfrak{z}(\mathfrak{g}^e)_1)^{G^e} = (\mathfrak{z}(\mathfrak{g}_0^e) \oplus \mathfrak{z}(\mathfrak{g}_1^e))^{G^e} = (\mathfrak{z}(\mathfrak{g}_0^e))^{G^e} \oplus (\mathfrak{z}(\mathfrak{g}_1^e))^{G^e}.$$

Furthermore, we have that $(\mathfrak{z}(\mathfrak{g}_0^e))^{G^e} = (\mathfrak{z}(\mathfrak{g}_0^e))^{K^e}$. Thus when $\mathfrak{z}(\mathfrak{g}_1^e) = 0$, it suffices to look at $(\mathfrak{z}(\mathfrak{g}_0^e))^{K^e}$. It is obvious that $e \subseteq (\mathfrak{z}(\mathfrak{g}_0^e))^{K^e}$. Since $\text{SL}_2(\mathbb{C})$ is connected, we have that K^e is the semidirect product of the subgroup C^e and the normal subgroup R^e . Furthermore, we recall that $K^e/(K^e)^\circ \cong C^e/(C^e)^\circ$. Now we have that $C^e \cong (\text{O}_1(\mathbb{C}) \times \text{O}_2(\mathbb{C})) \cap \text{SO}_7(\mathbb{C})$ where $\text{O}_1(\mathbb{C})$ (resp. $\text{O}_2(\mathbb{C})$) has the connected component $\text{SO}_1(\mathbb{C})$ (resp. $\text{SO}_2(\mathbb{C})$). Let us consider the element $g \in K^e/(K^e)^\circ$ given by

$$g = \begin{pmatrix} 0 & 1 & 0 & 0 & 0 & 0 & 0 \\ 1 & 0 & 0 & 0 & 0 & 0 & 0 \\ 0 & 0 & 0 & 0 & 1 & 0 & 0 \\ 0 & 0 & 0 & -1 & 0 & 0 & 0 \\ 0 & 0 & 1 & 0 & 0 & 0 & 0 \\ 0 & 0 & 0 & 0 & 0 & 0 & 1 \\ 0 & 0 & 0 & 0 & 0 & 1 & 0 \end{pmatrix}.$$

We calculate that $g \cdot e_{(3^2,1)} = ge_{(3^2,1)}g^{-1} = e$ and $g \cdot R_{e_1, e_2} = gR_{e_1, e_2}g^{-1} = -R_{e_1, e_2}$. Hence, we have that $(\mathfrak{z}(\mathfrak{g}^e))^{K^e} \subseteq (\mathfrak{z}(\mathfrak{g}^e))^g = \langle e \rangle$ and we deduce that $(\mathfrak{z}(\mathfrak{g}^e))^{K^e} = \langle e \rangle$. Therefore, $\dim (\mathfrak{z}(\mathfrak{g}^e))^{G^e} = n_2(\Delta) = 1$ and $\dim (\mathfrak{z}(\mathfrak{g}^e))^{G^e} - \dim (\mathfrak{z}(\mathfrak{g}_0^{e_0}))^{G_0^{e_0}} = n_2(\Delta) = 1$. When $e = e_{(7)}, e_{(5,1^2)}$, using similar arguments we obtain that $(\mathfrak{z}(\mathfrak{g}^e))^{G^e} = \langle e, R_{e_1, e_2} \rangle$.

When $e = E + e_{(7)}$, recall that $\mathfrak{z}(\mathfrak{g}^e) = \langle E + e_{(7)}, v_1 \otimes e_1 e_2 e_3, R_{e_1, e_2} \rangle$. We know that $G^e = (\{\pm 1\} \times R^E) \times \text{Spin}_7(\mathbb{C})^{e_{(7)}}$ where R^E is a connected normal subgroup of G^e . Now we take $g = -1 \in \text{SL}_2(\mathbb{C})$ such that $g \in G^e$ and $g \notin (G^e)^\circ$. We know that g acts trivially on $\mathfrak{z}(\mathfrak{g}^e)_0$, thus $e, R_{e_1, e_2} \in (\mathfrak{z}(\mathfrak{g}^e))^g$. However, $v_1 \otimes e_1 e_2 e_3 \notin (\mathfrak{z}(\mathfrak{g}^e))^g$ since the action of g on $v_1 \otimes e_1 e_2 e_3$ sends it to $-v_1 \otimes e_1 e_2 e_3$. Hence, we have that $(\mathfrak{z}(\mathfrak{g}^e))^{G^e} \subseteq (\mathfrak{z}(\mathfrak{g}^e))^g = \langle e, R_{e_1, e_2} \rangle$. Therefore, we deduce that $(\mathfrak{z}(\mathfrak{g}^e))^{G^e} = \langle e, R_{e_1, e_2} \rangle$ and $\dim (\mathfrak{z}(\mathfrak{g}^e))^{G^e} - \dim (\mathfrak{z}(\mathfrak{g}_0^{e_0}))^{G_0^{e_0}} = n_2(\Delta) = 1$. Using similar arguments we obtain that $(\mathfrak{z}(\mathfrak{g}^e))^{G^e} = \langle e, R_{e_1, e_2} \rangle$ for $e = E + e_{(5,1^2)}$ and $(\mathfrak{z}(\mathfrak{g}^e))^{G^e} = \langle e \rangle$ for $e = E + e_{(3^2,1)}$. The above argument completes the proof of Theorems 1 and 2 for $F(4)$.

By combining results in Table 6.7, we have that $\dim (\mathfrak{z}(\mathfrak{g}^e))^{G^e} = \lceil \frac{1}{2} \sum_{i=1}^4 a_i \rceil + \varepsilon$ where $\varepsilon = -1$ for $e = E + e_{(7)}$ and $\varepsilon = 0$ for all other cases. This proves the statement of Theorem 3 for $F(4)$.

REFERENCES

- [1] S.J. Cheng and W. Wang, *Dualities and representations of Lie superalgebras*, Graduate Studies in Mathematics **144**, Amer. Math. Soc. (2012).

- [2] D.H. Collingwood and W.M. McGovern, *Nilpotent orbits in semisimple Lie algebra: an introduction*, CRC Press (1993).
- [3] A. G. Elashvili and V. G. Kac, *Classification of good gradings of simple Lie algebras*, in: “Lie groups and invariant theory” (E. B. Vinberg ed.), Amer. Math. Socl. Transl. Ser. 2, **213** (2005), 85–104.
- [4] L. Frappat, A. Sciarrino and P. Sorba, *Structure of basic Lie superalgebras and of their affine extensions*, Communications in Mathematical Physics, **121**(3) (1989), 457–500.
- [5] L. Frappat, A. Sciarrino and P. Sorba, *Dictionary on Lie algebras and superalgebras*, Academic Press (2000).
- [6] R. Goodman and N.R. Wallach, *Symmetry, representations, and invariants*, Graduate Texts in Mathematics **255**, Springer (2009).
- [7] C. Hoyt, *Good gradings of basic Lie superalgebras*, Israel Journal of Mathematics, **192**(1) (2012), 251–280.
- [8] K. Iohara and Y. Koga, *Central extensions of Lie superalgebras*, Commentarii Mathematici Helvetici, **76**(1) (2001), 110–154.
- [9] J.C. Jantzen, *Nilpotent orbits in representation theory*, Part I of Lie theory: Lie algebras and representations, Progress in Mathematics **228**, Birkh user (2004).
- [10] V.G. Kac, *Lie superalgebras*, Advances in Mathematics, **26**(1) (1977), 8–96.
- [11] R. Lawther and D.M. Testerman, *Centres of centralizers of unipotent elements in simple algebraic groups*, Mem. Amer. Math. Soc. (2011).
- [12] I.M. Musson, *Lie superalgebras and enveloping algebras*, Graduate Studies in Mathematics **131**, Amer. Math. Soc. (2012).
- [13] A. Pais and V. Rittenberg, *Semisimple graded Lie algebras*, Journal of Mathematical Physics, **16**(10) (1975), 2062–2073.
- [14] I. Penkov and V. Serganova, *Generic irreducible representations of finite-dimensional Lie superalgebras*, International Journal of Mathematics, **5**(03) (1994), 389–419.
- [15] M. Scheunert, W. Nahm and V. Rittenberg, *Classification of all simple graded Lie algebras whose Lie algebra is reductive. II. Construction of the exceptional algebras*, Journal of Mathematical Physics, **17**(9) (1976), 1640–1644.
- [16] G.M. Seitz, *Unipotent centralizers in algebraic groups*, J. Algebra **279** (2004), 226–259.
- [17] T.A. Springer, *A note on centralizers in semi-simple groups*, Indag. Math., **28** (1966), 75–77.
- [18] W. Wang and L. Zhao, *Representations of Lie superalgebras in prime characteristic I*, Proc. London Math. Soc. **99** (2009), 145–167.
- [19] O. Yakimova, *Surprising properties of centralisers in classical Lie algebras*, Annales de l’Institut Fourier, **59**(3) (2009), 903–935.

School of Mathematics, University of Birmingham, Birmingham, B152TT, UK